

Nueces County, Texas

Monthly Financial Report (Unaudited and Unadjusted)

Fiscal Year 2017/2018
For the nine months ended June 30, 2018



Prepared by:

The Nueces County Auditor's Office

Dale Atchley, CPA
County Auditor

Nueces County, Texas
Unaudited Monthly Financial Report
As of June 30, 2018

Table of Contents

County Auditor Letter of Transmittal.....1
Explanation of Top Spenders Section2

Financial Statements

Balance Sheet - Governmental Fund4
Statement of Revenue, Expenditures and Changes in Fund Balance - Governmental Funds6
Statement of Net Position - Internal Service Fund10
Statement of Revenue, Expenditures and Changes in Net Position - Internal Service Fund.....11
Comparison of Current Year to Prior year Revenues & Expenditures - Group Health.....13
Comparison of Monthly & year to prior year Revenues & Expenditures - Group Health14

Budget Revenue Section

Statement of Revenue Budget to Actual with Year to Year Comparison - General Fund16
Statement of Revenue Budget to Actual with Year to Year Comparison – Road & Bridge17
Statement of Revenues Budget to Actual - Inland and Coastal Parks18
Comparison of Current year to prior year total Revenues - Inland and Coastal Parks19
Statement of Revenues Budget to Actual - Airport20

Budget Expenditure Section

General Fund Top Spenders22
Statement of Expenditures Budget to Actual - General Fund35
Comparison of Current year to prior year total Expenditures - General Fund76
Statement of Expenditures Budget to Actual - Road & Bridge Fund.....78
Comparison of Current year to prior year total Expenditures - Road & Bridge Fund79
Statement of Expenditures Budget to Actual - Inland and Coastal Parks80
Comparison of Current year to prior year total Expenditures - Inland and Coastal Parks81
Statement of Expenditures Budget to Actual with Year to Year Comparison - Airport fund82
Statement of Expenditures Budget to Actual - Commissioners Precinct Funds83
Schedule of Commissioners Court Diabetes Funds84
Schedule of Commissioners Court RTA Funds85

Schedules

Schedule of Transfers In and Out by Fund.....88
Schedule of Capital Projects89
Schedule of Debt Service Requirements95
Summary of Monthly Revenue Report.....99

Procurement

Untimely Purchase Orders.....103
Procurement Card Totals by Budget Category104
Procurement Card Totals by Amount105
Procurement Card Totals by Department118





AIDEE HERNANDEZ, MBA
FIRST ASSISTANT

ELVA FUENTES, CFE
INTERNAL AUDIT SUPERVISOR

ANNA VELAZQUEZ, CPP
GRANTS / PAYROLL SUPERVISOR

DALE ATCHLEY, CPA
COUNTY AUDITOR

LISA DAVIS
BUDGET ACCOUNTANT

901 LEOPARD STREET, RM. 304
CORPUS CHRISTI, TX 78401

JULIAN MENDOZA
EXECUTIVE ACCOUNTANT

PHONE: (361) 88-0556 • FAX: (361) 888-0584

August 8, 2018

Honorable District Judges of Nueces County and
Honorable Members of the Nueces County Commissioners Court:

The unaudited and unadjusted Monthly Financial Report of Nueces County, Texas as of and for the nine months ended June 30, 2018 is submitted herewith in accordance with Section 114.023 of the Texas Local Government Code and was prepared by the County Auditor's Office staff. The statements are reported on a budgetary basis which is not in accordance with generally accepted accounting principles. Due to the statutory duties of the County Auditor, I am not independent with regard to these financial reports as defined by the professional standards of the American Institute of Certified Public Accountants. However, these financial statements were prepared and the financial accounting records were maintained with objectivity and due professional care.

The Monthly Financial Report is presented in four sections: Fund Financial Statements, Budget Revenue Status, Budget Expenditure Status, and Schedules:

The **Financial Statement section** contains the Governmental Funds Balance Sheet, the Governmental Funds Statement of Revenue, Expenditures and Changes in Fund Balance, the Internal Service Fund Statement of Net Position, the Internal Service Fund Statement of Revenue, Expenditures and Changes in Net Position, and the Group Health Comparison of Current Year to Prior Year Revenue and Expenditures and chart.

The **Budget Revenue Status section** is comprised of a General Fund Statement of Revenues Budget to Actual and Comparison of Current Year to Prior Year Revenues, a Road and Bridge Statement of Revenues Budget to Actual and Comparison of Current Year to Prior Year Revenues, an Inland and Coastal Parks Statement of Revenues Budget to Actual and Comparison of Current Year to Prior Year Revenues, and Airport Statement of Revenues Budget to Actual.

The **Budget Expenditure Status section** is comprised of a General Fund Top Spenders, General Fund Statement of Expenditures Budget to Actual, a General Fund Comparison of Current Year to Prior Year Expenditures and charts, a Road and Bridge Statement of Expenditures Budget to Actual, a Road and Bridge Comparison of Current Year to Prior Year Expenditures, an Inland and Coastal Parks Statement of Expenditures Budget to Actual, Inland and Coastal Parks Funds Comparison of Current Year to Prior Year Expenditures, an Airport Statement of Expenditures Budget to Actual and an Airport Comparison of Current Year to Prior Year Expenditures, a Commissioners Precinct Fund Statement of Expenditures Budget to Actual, a Schedule of Commissioners Diabetes Funds and a Schedule of Commissioners Court RTA Funds.

The **Schedules section** includes a Schedule of Transfers In and Out by Fund, a Schedule of Capital Projects, a Schedule of Debt Service Requirements and a Summary of Revenue Reports.

The **Top Spenders section** highlights the ten departments that have used the highest percentage of their available budget to date. Their spending is then plotted per month and compared to a baseline. This baseline is calculated at 1/12 of the departments' budget per month of the fiscal year.

The **General Fund Statement of Expenditures Budget to Actual** section now has visual performance indicators. The performance indicators are based on a comparison with the Expected Expenditures. The Expected Expenditure amount is calculated based on the average of the total budget over 12 fiscal periods (October through September). The color of the remaining budget available is used as a performance indicator. These numbers will be black if spending is below 90% of the expected amount, yellow if spending is equal to or greater than 90% of the expected amount and red if spending is equal to or greater than 100% of the expected amount.

Fiscal Period	1	2	3	4	5	6
Calendar Month	October	November	December	January	February	March
Expected Balance Remaining at 90% of expected expenditures	92.5%	85.0%	77.5%	70.0%	62.5%	55.0%
Expected Balance Remaining at 100% of expected Expenditures	91.7%	83.3%	75.0%	66.7%	58.3%	50.0%

Fiscal Period	7	8	9	10	11	12
Calendar Month	April	May	June	July	August	September
Expected Balance Remaining at 90% of expected expenditures	47.5%	40.0%	32.5%	25.0%	17.5%	10.0%
Expected Balance Remaining at 100% of expected Expenditures	41.7%	33.3%	25.0%	16.7%	8.3%	0.0%

This report is designed to provide a general overview of Nueces County’s finances for all those with an interest in the County’s finances at a specific point during the fiscal year. However, the reader should note that the report does not include those disclosures associated with, and usually made a part of, audited financial statements. Should you have any questions concerning this report, please do not hesitate to contact the County Auditor’s Office at (361) 888 - 0556.

Respectfully submitted,



Dale Atchley, CPA
Nueces County Auditor

FINANCIAL STATEMENTS
(Unaudited)

Nueces County, Texas
Balance Sheet
Governmental Funds
June 30, 2018

	<u>General Fund</u>	<u>Debt Service Fund</u>	<u>Capital Projects Fund</u>
Assets			
Cash & Cash Equivalents	\$ 35,448,094	\$ 1,299,036	\$ 18,450,211
Investments	5,383,191	2,880,001	18,217,190
Accounts Receivable	3,730,289	512,876	-
Due From Component Unit	5,592	-	-
Due From Other Funds	3,932,065	-	3,603,511
Prepays	(202,237)	-	-
Inventory	85,644	-	-
Total Assets	<u>\$ 48,382,638</u>	<u>\$ 4,691,912</u>	<u>\$ 40,270,912</u>
Liabilities and Fund Balances			
Liabilities			
Accounts Payable	\$ 5,531,809	\$ -	\$ 0
Accrued Payroll Payable	-	-	-
Due to Other Funds	1,410,648	-	4,094,726
Unearned Revenue	3,055,111	512,876	-
Other Liabilities	42,804	-	-
Total Liabilities	<u>\$ 10,040,371</u>	<u>\$ 512,876</u>	<u>\$ 4,094,726</u>
Fund Balances			
Restricted	\$ -	\$ -	\$ 36,176,186
Committed	-	4,179,036	-
Unassigned	38,342,267	-	-
Total fund balances	<u>\$ 38,342,267</u>	<u>\$ 4,179,036</u>	<u>\$ 36,176,186</u>
Total liabilities and fund balances	<u>\$ 48,382,638</u>	<u>\$ 4,691,912</u>	<u>\$ 40,270,912</u>

**Nueces County, Texas
Balance Sheet
Governmental Funds
June 30, 2018**

Airport Fund	Coastal Parks Fund	Non Major Funds	Total Governmental Funds
\$ 133,883	\$ 969,773	\$ 14,012,278	\$ 70,313,274
-	345,071	8,476,049	35,301,501
10,179	1,950	(1,251,196)	3,004,097
-	-	-	5,592
216	210,800	397,305	8,143,898
(301)	-	(3,095)	(205,633)
9,866	19,173	-	114,683
<u>\$ 153,842</u>	<u>\$ 1,546,767</u>	<u>\$ 21,631,341</u>	<u>\$ 116,677,412</u>
\$ 833	\$ 48,748	\$ 282,512	\$ 5,863,902
-	-	6,303	6,303
1,374	214,169	802,716	6,523,632
10,179	-	3,033,763	6,611,928
-	-	511,331	554,134
<u>\$ 12,386</u>	<u>\$ 262,917</u>	<u>\$ 4,636,625</u>	<u>\$ 19,559,899</u>
\$ -	\$ -	\$ -	\$ 36,176,186
-	-	-	4,179,036
141,457	1,283,850	16,994,716	56,762,291
<u>\$ 141,457</u>	<u>\$ 1,283,850</u>	<u>\$ 16,994,716</u>	<u>\$ 97,117,513</u>
<u>\$ 153,842</u>	<u>\$ 1,546,767</u>	<u>\$ 21,631,341</u>	<u>\$ 116,677,412</u>

Nueces County, Texas
Statement of Revenues, Expenditures and Changes in Fund Balances
Governmental Funds
June 30, 2018

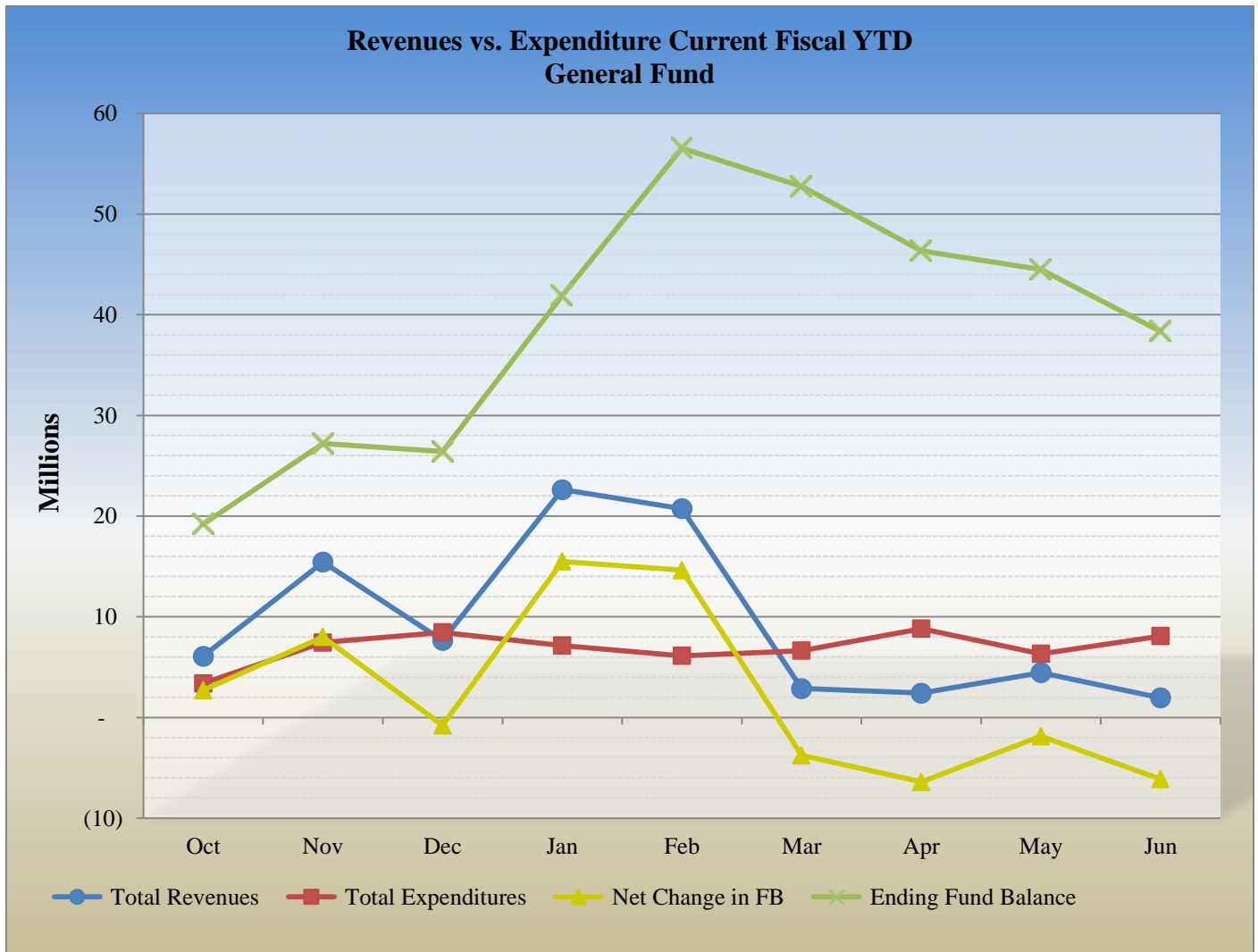
	General Fund	Debt Service Fund	Capital Projects Fund
Revenues			
Taxes	\$ 69,735,377	\$ 11,878,470	\$ -
Fees of Office	2,778,786	-	-
Fines & Forfeitures	961,788	-	-
Licenses & Permits	117,776	-	-
Motor Vehicle Services	3,938,748	-	-
Intergovernmental Revenues	2,941,388	-	3,000,000
Housing Inmates & Juveniles	374,684	-	-
Charges for Services	405,770	-	-
Interest & Investment Income	480,549	38,808	294,780
Rentals & commissions	790,033	-	106,731
Refunds & Reimbursements	1,575,663	750	1,379,893
Commodity Sales	-	-	-
Sale of Printed Materials	9,381	-	-
Other Income	128,805	-	-
Sale of Assets	-	-	6,799,650
Force Revenue (In-Kind)	-	-	-
Total Revenues	\$ 84,238,749	\$ 11,918,028	\$ 11,581,054
Expenditures			
Salaries	\$ 30,214,621	\$ -	\$ -
Salaries - Seasonal	-	-	-
Employee Benefits	12,614,577	-	-
Other Personnel Expenses	248,293	-	-
Office Expense & Supplies	875,983	-	45,851
Food & Kitchen Supplies	1,221,212	-	-
Telephone & Utilities	2,290,635	-	-
Maint & Repair - Equipment & Vehicles	679,306	-	49,666
Maint & Repair - Buildings & Grounds	1,360,234	-	313,284
Maint & Repair - Roads & Bridges	-	-	236,065
Professional Services	1,033,547	-	2,983,864
Special Personnel Services	2,529,068	-	-
Other Services & Charges	4,217,899	-	6,783,028
Other Expenses	322,853	11,642,020	34,858
Travel Expenses	151,695	-	9,252
Capital Outlay	445,090	-	95,274
Other Financing Uses	-	-	96,402
Agency Ledger Expenses	-	-	-
Total Expenditures	\$ 58,205,013	\$ 11,642,020	\$ 10,647,544
Other Financing Sources (Uses)			
Transfers - In	\$ 851	\$ 630,000	\$ 335,000
Transfers - Out	(4,203,209)	-	(2,000,000)
Bond Proceeds	-	-	4,900,000
Premium and Sale of Bonds	-	-	236,718
Sales of Assets	-	-	6,799,650
Total Other Financing Sources (Uses)	(4,202,357)	630,000	10,271,368
Net Change in Fund Balances	21,831,379	906,009	11,204,878
Fund Balance Beginning 10/01/2017	16,510,888	3,273,027	31,770,957
Fund Balance Ending 6/30/18	\$ 38,342,267	\$ 4,179,036	\$ 42,975,836

Nueces County, Texas
Statement of Revenues, Expenditures and Changes in Fund Balances
Governmental Funds
June 30, 2018

Airport Fund	Coastal Parks Fund	Non Major Funds	Total Governmental Funds
\$ -	\$ -	\$ 1,042,941	\$ 82,656,789
-	-	744,221	3,523,007
-	-	54,542	1,016,330
-	312,634	24,200	454,610
-	-	2,510,831	6,449,579
-	-	5,092,757	11,034,145
-	-	26,072,346	26,447,030
-	-	296,767	702,537
1,454	10,981	178,217	1,004,789
74,802	684,962	44,855	1,701,383
167	30,094	229,814	3,216,382
9,473	19,169	(0)	28,643
-	-	-	9,381
(0)	533	1,413,578	1,542,916
-	2,735	33,720	6,836,105
-	-	34,626	34,626
\$ 85,896	\$ 1,061,109	\$ 37,773,417	\$ 146,658,252
\$ 29,518	\$ 551,687	\$ 4,525,398	\$ 35,321,738
-	-	-	514
13,618	240,593	1,987,372	14,856,675
-	4,736	193,883	447,429
244	17,850	304,559	1,245,008
-	-	32,269	1,254,003
11,520	267,850	313,410	2,883,938
-	61,573	704,154	1,495,224
14,197	95,104	783,776	2,567,120
-	-	2,175,706	2,412,298
4,169	38,384	1,507,708	5,568,200
-	-	-	2,529,601
4,847	165,525	26,884,393	38,056,233
1,034	18,984	540,272	12,560,572
379	357	33,544	195,781
-	2,650	1,170,359	1,713,934
-	-	-	96,987
-	-	9,170	9,765
\$ 79,526	\$ 1,465,292	\$ 41,165,972	\$ 123,215,019
\$ 47,850	\$ 1,200,000	\$ 4,849,382	\$ 7,063,083
(13,871)	-	(846,003)	(7,063,083)
-	-	-	4,900,483
-	2,735	33,720	237,202
-	-	-	6,836,590
33,979	1,202,735	4,037,099	11,974,275
40,348	798,552	644,543	35,425,710
101,109	488,034	16,383,893	68,527,908
\$ 141,457	\$ 1,286,586	\$ 17,028,436	\$ 103,953,618

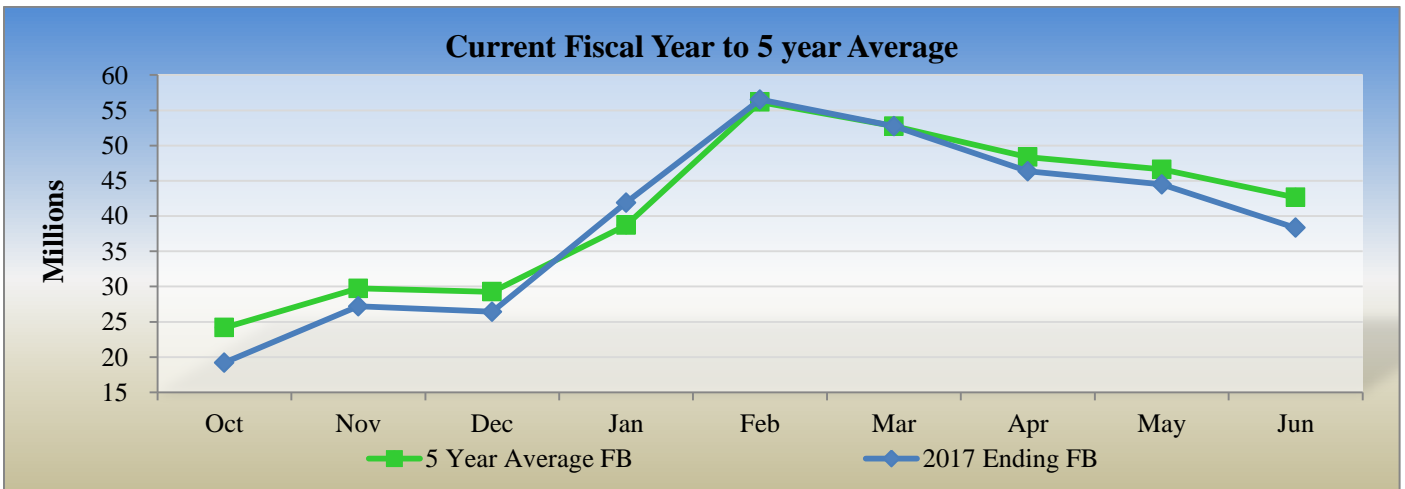
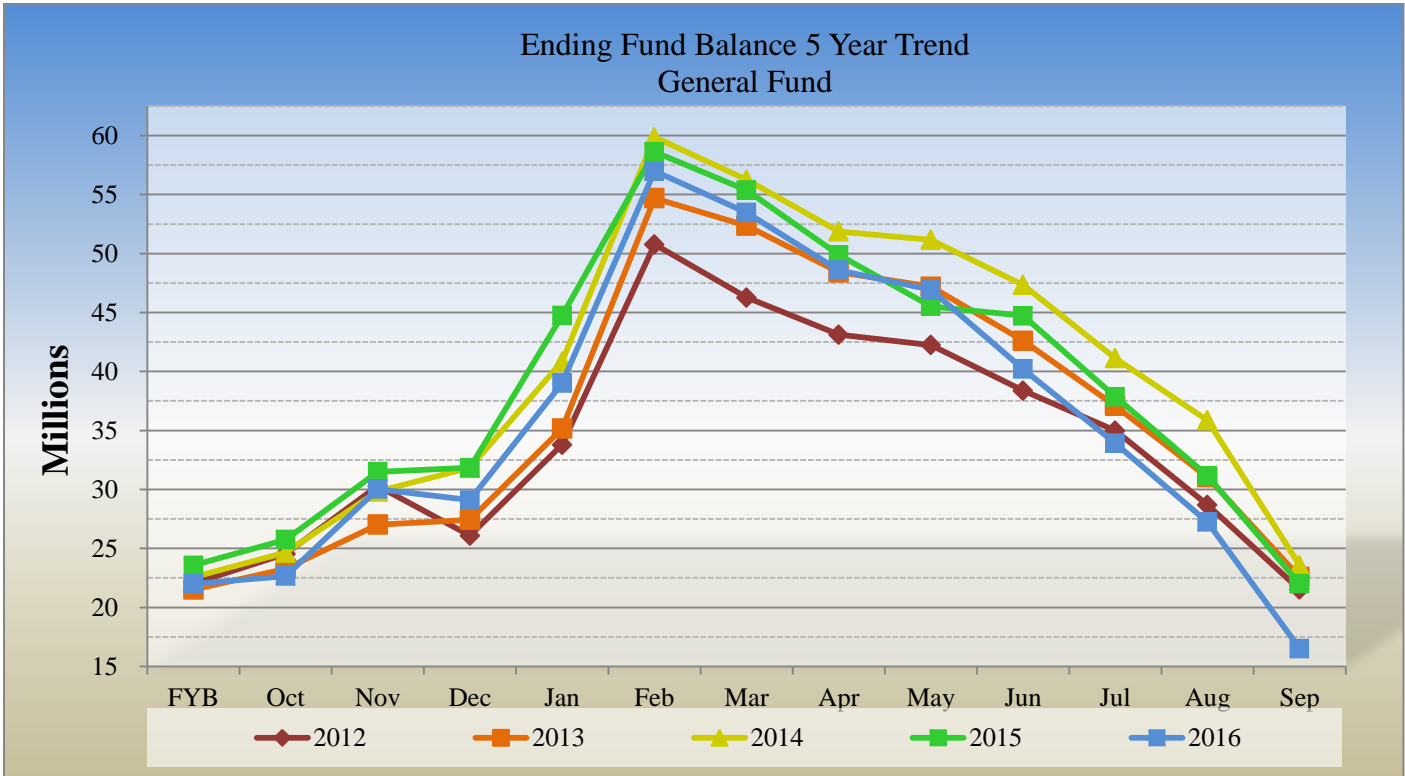
Nueces County, Texas
Change in Fund Balance-Current YTD
General Fund
June 30, 2018

Period	Oct	Nov	Dec	Jan	Feb	Mar	Apr	May	Jun	Jul	Aug	Sep
Starting FB	16,510,888	19,209,337	27,202,569	26,416,821	41,905,945	56,525,150	52,752,010	46,342,396	44,477,569	-	-	-
Revenues	6,081,182	15,431,067	7,662,500	22,631,463	20,740,680	2,868,719	2,415,723	4,453,016	1,954,399	-	-	-
Transfers In	-	-	-	-	-	-	-	851	0	-	-	-
Expenditures	3,372,255	6,012,005	8,442,199	7,141,062	6,119,673	6,639,548	6,072,201	6,317,055	8,089,014	-	-	-
Tranfers Out	10,478	1,425,830	6,049	1,276	1,803	2,309	2,753,137	1,639	687	-	-	-
Ending FB	19,209,337	27,202,569	26,416,821	41,905,945	56,525,150	52,752,010	46,342,396	44,477,569	38,342,267	-	-	-



Nueces County, Texas
Change in Fund Balance-Current and Previous 5 Years
General Fund
June 30, 2018

	FYB	Oct	Nov	Dec	Jan	Feb	Mar	Apr	May	Jun	Jul	Aug	Sep
2012	22,019,909	24,532,338	30,292,836	26,082,236	33,792,053	50,768,396	46,271,948	43,125,341	42,239,206	38,368,391	34,989,813	28,687,382	21,512,576
2013	21,512,576	23,272,262	27,017,199	27,430,224	35,155,635	54,699,299	52,365,673	48,406,222	47,196,902	42,609,300	37,081,867	31,033,777	22,576,705
2014	22,576,705	24,643,392	29,831,412	31,832,121	40,845,090	59,858,381	56,248,738	51,867,620	51,167,773	47,340,749	41,132,256	35,861,187	23,568,037
2015	23,568,037	25,743,350	31,499,712	31,840,057	44,741,446	58,614,455	55,365,701	49,873,338	45,519,118	44,720,218	37,856,992	31,164,598	22,001,648
2016	22,001,636	22,659,474	30,025,766	29,093,823	39,014,164	56,984,520	53,475,653	48,593,952	46,920,232	40,205,963	33,918,387	27,231,897	16,510,888
2017	16,510,888	19,209,337	27,202,569	26,416,821	41,905,945	56,525,150	52,752,010	46,342,396	44,477,569	38,342,267	33,524,280	33,254,661	33,168,141
5-Yr Avg	21,364,958	23,343,359	29,311,582	28,782,547	39,242,389	56,241,700	52,746,621	48,034,812	46,253,467	41,931,148	36,417,266	31,205,584	23,222,999



**Nueces County, Texas
Statement of Net Position
Internal Service Fund
June 30, 2018**

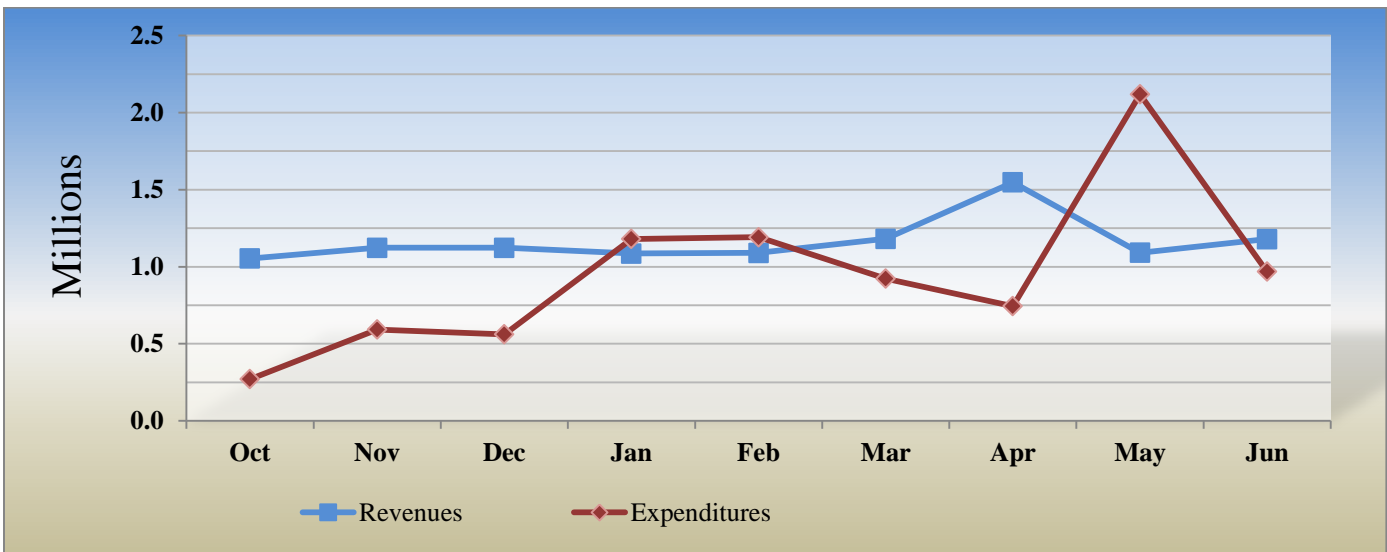
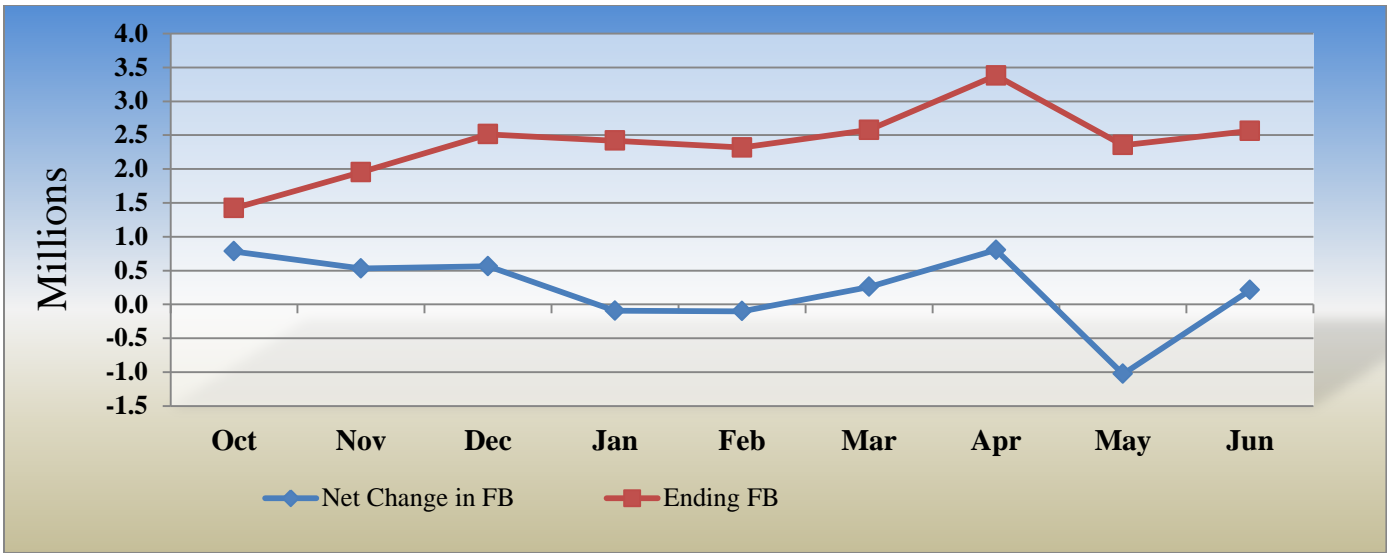
	<u>Workers Compensation</u>	<u>General Liability</u>	<u>Group Health</u>	<u>Total Internal Service Fund</u>
Assets				
Cash & Cash Equivalents	\$ 289,900	\$ 667,671	\$ 2,728,215	\$ 3,685,786
Investments	-	490,798	-	490,798
Accounts Receivable	-	-	15,939	15,939
Due From Other Funds	460,904	17,290	1,257,000	1,735,194
Total Assets	<u>\$ 750,804</u>	<u>\$ 1,175,759</u>	<u>\$ 4,001,154</u>	<u>\$ 5,927,716</u>
Liabilities and Net Position				
Liabilities				
Accounts Payable	\$ -	\$ 292	\$ 57,084	\$ 57,376
Due to Other Funds	350,000	900,000	2,106,330	3,356,330
Estimated Claims	-	(48,730)	-	(48,730)
Total Liabilities	<u>\$ 350,000</u>	<u>\$ 851,562</u>	<u>\$ 2,163,414</u>	<u>\$ 3,364,977</u>
Net Position				
Unassigned	<u>400,804</u>	<u>324,197</u>	<u>1,837,739</u>	<u>2,562,739</u>
Total Net Position	<u>400,804</u>	<u>324,197</u>	<u>1,837,739</u>	<u>2,562,739</u>
Total liabilities and fund balances	<u>\$ 750,804</u>	<u>\$ 1,175,759</u>	<u>\$ 4,001,154</u>	<u>\$ 5,927,716</u>

Nueces County, Texas
Statement of Revenue, Expenditures and Changes in Net Position
Internal Service Fund
June 30, 2018

	<u>Workers Compensation</u>	<u>General Liability</u>	<u>Group Health</u>	<u>Total Internal Service Fund</u>
Revenues				
Charges for Services	\$ 460,904	\$ 1,071,273	\$ 8,661,444	\$ 10,193,620
Intergovernmental Revenue	-	-	-	-
Interest & Investment Income	7,934	17,753	15,657	41,344
Refunds & Reimbursements	-	-	21,856	21,856
Other Income	-	15,377	203,301	218,678
Total Revenues	<u>\$ 468,837</u>	<u>\$ 1,104,403</u>	<u>\$ 8,902,258</u>	<u>\$ 10,475,498</u>
Expenditures				
Office Expense & Supplies	\$ -	\$ -	\$ -	\$ -
Maint & Repair - Equipment & Vehicles	-	3,256	-	3,256
Professional Services	-	-	6,322,908	6,322,908
Other Services & Charges	282,886	1,062,789	346,069	1,691,744
Capital Outlay	-	25,007	-	25,007
Insurance Admin Costs	-	-	493,570	493,570
Total Expenditures	<u>\$ 282,886</u>	<u>\$ 1,105,885</u>	<u>\$ 7,162,547</u>	<u>\$ 8,551,319</u>
Other Financing Sources (Uses)				
Transfers-In	\$ -	\$ -	\$ -	\$ -
Transfers-Out	-	-	-	-
Total Other Financing Sources (Uses)	<u>\$ -</u>	<u>\$ -</u>	<u>\$ -</u>	<u>\$ -</u>
Change in Net Position	\$ 185,951	\$ (1,483)	\$ 1,739,710	\$ 1,924,179
Net Position Beginning 10/01/2017	<u>214,852</u>	<u>325,679</u>	<u>98,029</u>	<u>638,560</u>
Net Position Ending 6/30/18	<u><u>\$ 400,804</u></u>	<u><u>\$ 324,197</u></u>	<u><u>\$ 1,837,739</u></u>	<u><u>\$ 2,562,739</u></u>

Nueces County, Texas
Change in Fund Balance – Current YTD
Internal Service Fund
June 30, 2018

Period	Oct	Nov	Dec	Jan	Feb	Mar	Apr	May	Jun
Starting FB	638,560	1,421,155	1,951,415	2,513,581	2,418,739	2,317,281	2,575,994	3,379,990	2,351,682
Revenues	1,053,736	1,123,289	560,936	1,180,527	1,191,174	922,617	744,088	2,119,300	968,508
Transfers In	-	-	-	-	-	-	-	-	-
Expenditures	271,141	593,029	560,936	1,180,527	1,191,174	922,617	744,088	2,119,300	968,508
Transfers Out	-	-	-	-	-	-	-	-	-
Ending FB	1,421,155	1,951,415	2,513,581	2,418,739	2,317,281	2,575,994	3,379,990	2,351,682	2,562,739



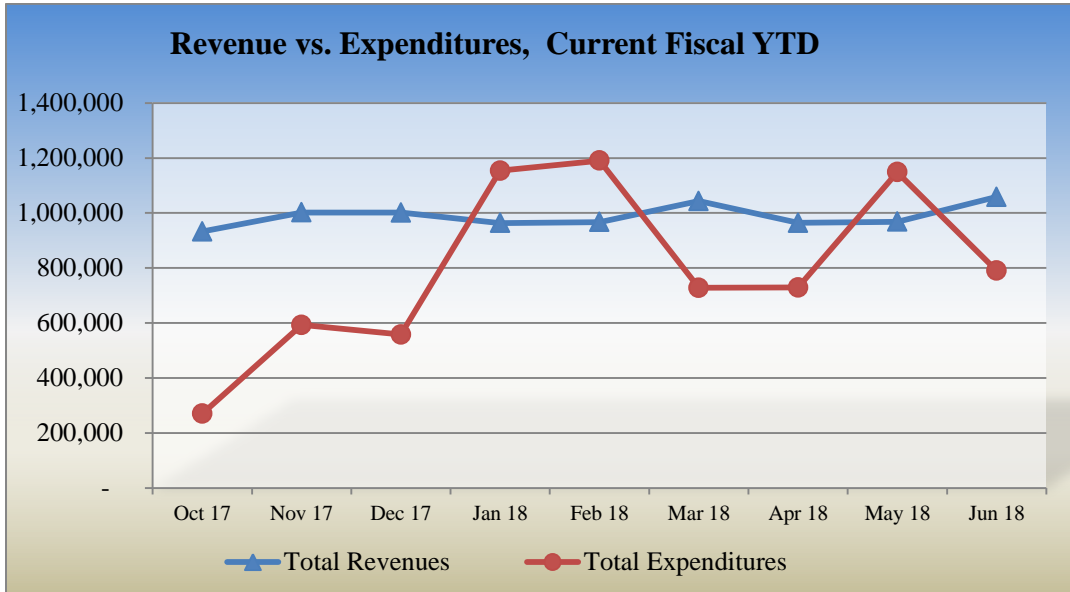
Nueces County, Texas
Comparison of Current Year to Prior Year Revenues
June 2017 vs. June 2018
Group Health

	2017 - 2018 Current Year-to-Date Actual	2016 - 2017 Prior Year-to-Date Actual	Increase (Decrease)	Current to Prior Year Percent Change
Charges for Services	\$ 8,661,444	\$ 7,834,883	\$ 826,561	11%
Interest & Investment Income	15,657	3,248	12,409	382%
Intergovernmental Revenue	-	-	-	-
Other Income	203,301	402,425	(199,124)	-49%
Refunds & Reimbursements	21,856	45,705	(23,849)	-52%
Transfers-In	-	-	-	0%
Total Revenues	<u>\$ 8,902,258</u>	<u>\$ 8,286,261</u>	<u>\$ 615,997</u>	7%

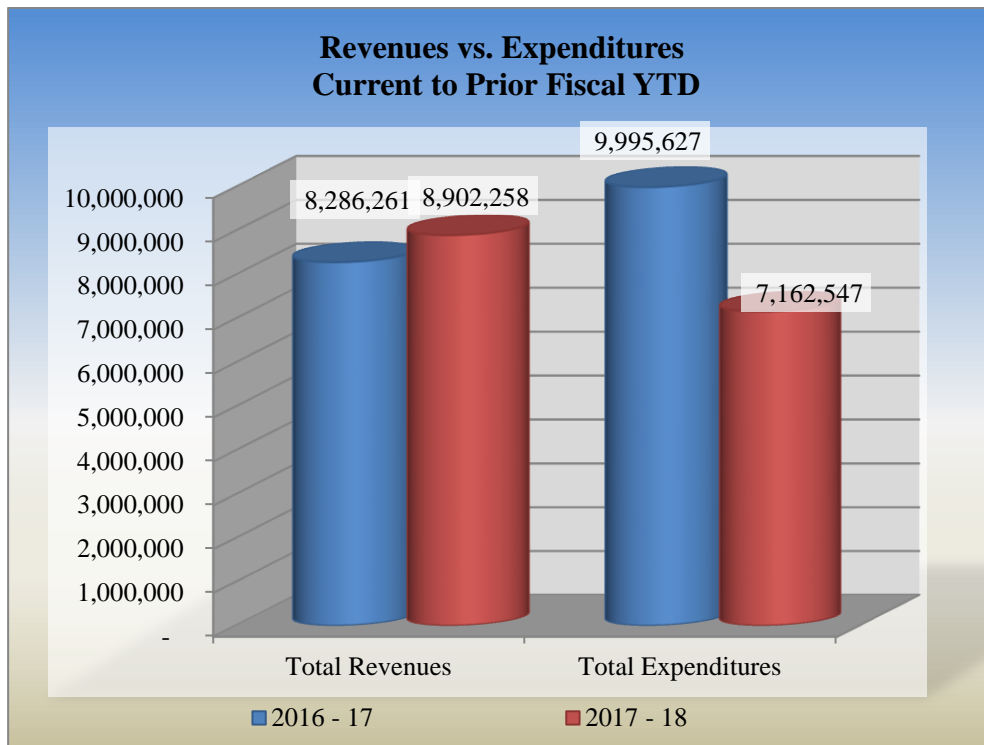
Nueces County, Texas
Comparison of Current Year to Prior Year Expenses
June 2017 vs. June 2018
Group Health

	2017 - 2018 Current Year-to-Date Actual	2016 - 2017 Prior Year-to-Date Actual	Increase (Decrease)	Current to Prior Year Percent Change
Insurance Fund Costs	\$ 493,570	\$ 340,626	\$ 152,944	45%
Other Services and Charges	346,069	398,368	(52,299)	-13%
Professional Services	6,322,908	9,256,633	(2,933,725)	-32%
Total Expenditures	<u>\$ 7,162,547</u>	<u>\$ 9,995,627</u>	<u>\$ (2,833,080)</u>	-28%
Net Income / (Loss)	<u>\$ 1,739,710</u>	<u>\$ (1,709,366)</u>	<u>\$ 3,449,077</u>	<u>-202%</u>

**Nueces County, Texas
 Monthly and Year to Prior Year
 Comparison Charts
 Group Health Fund
 2017 - 2018 Individual Month Comparison**



Fiscal Period	Oct 17	Nov 17	Dec 17	Jan 18	Feb 18	Mar 18	Apr 18	May 18	Jun 18
Revenues	932,782	1,002,127	1,001,542	963,675	967,412	1,043,341	964,289	968,545	1,058,545
Expenditures	271,041	593,029	558,183	1,153,648	1,190,674	728,343	729,017	1,148,316	790,296



BUDGET STATUS
REVENUE
(Unaudited)

Nueces County, Texas
Statement of Revenues Budget to Actual
General Fund
June 30, 2018

	Original FY 2017/18 Budget	Adjusted FY 2017/18 Budget	Year to Date Activity	Remaining Balance	Percent of Budget Collected
Taxes					
Current Property Taxes	\$ 68,559,048	\$ 68,559,048	\$ 67,750,016	\$ 809,032	98.8%
Delinquent Property Taxes	1,410,000	1,410,000	1,400,833	9,167	99.3%
Penalties & Interest	715,000	715,000	544,182	170,818	76.1%
Other Taxes	443,000	443,000	40,346	402,654	9.1%
Fees of Office	3,653,600	3,653,600	2,778,786	874,814	76.1%
Fines and Forfeitures	1,595,000	1,595,000	961,788	633,212	60.3%
Licenses and Permits	120,000	120,000	117,776	2,224	98.1%
Motor Vehicle Services	4,100,000	4,100,000	3,938,748	161,252	96.1%
Intergovernmental Revenue	5,275,000	5,275,000	2,941,388	2,333,612	55.8%
Housing Inmates	300,000	300,000	374,684	(74,684)	124.9%
Charges for Services	500,000	500,000	405,770	94,230	81.2%
Investment Income	200,000	200,000	480,549	(280,549)	240.3%
Rental & Commissions	610,000	610,000	790,033	(180,033)	129.5%
Refunds & Reimbursements	155,000	155,000	1,575,663	(1,420,663)	1016.6%
Sale of Printed Materials	12,000	12,000	9,381	2,619	78.2%
Other Income	119,500	119,500	128,805	(9,305)	107.8%
Sale of Assets	-	-	-	-	0.0%
Transfers In	1,356,169	1,356,169	851	1,355,318	0.1%
Total General Fund Revenues	\$ 89,123,317	\$ 89,123,317	\$ 84,239,601	\$ 4,883,716	94.5%

Comparison of Current Year to Prior Year Revenues
General Fund
June 2017 vs June 2018

	2017-2018 Fiscal Year to Date Actual	2016-2017 Prior Year to Date Actual	Increase (Decrease)	Current to Prior Year Percentage Change
Taxes				
Current Property Taxes	\$ 67,750,016	\$ 65,605,921	\$ 2,144,095	3.3%
Delinquent Property Taxes	1,400,833	726,927	673,906	92.7%
Penalties & Interest	544,182	534,747	9,435	1.8%
Other Taxes	40,346	321,956	(281,609)	-87.5%
Fees of Office	2,778,786	2,734,834	43,952	1.6%
Fines and Forfeitures	961,788	1,005,473	(43,684)	-4.3%
Licenses and Permits	117,776	94,217	23,560	25.0%
Motor Vehicle Services	3,938,748	3,966,588	(27,841)	-0.7%
Intergovernmental Revenue	2,941,388	3,347,526	(406,138)	-12.1%
Housing Inmates	374,684	415,139	(40,455)	-9.7%
Charges for Services	405,770	335,628	70,141	20.9%
Investment Income	480,549	218,605	261,945	119.8%
Rental & Commissions	790,033	672,799	117,234	17.4%
Refunds & Reimbursements	1,575,663	93,033	1,482,630	1593.7%
Sale of Printed Materials	9,381	7,428	1,954	26.3%
Other Income	128,805	70,976	57,829	81.5%
Sale of Assets	-	-	-	0.0%
Transfers In	851	-	851	0.0%
Total General Fund Revenues	\$ 84,239,601	\$ 80,151,796	\$ 4,086,953	5.1%

Nueces County, Texas
Statement of Revenues Budget to Actual
Road and Bridge Fund
June 30, 2018

Road & Bridge	Original FY 2017 / 18 Budget	Adjusted FY 2017 / 18 Budget	Year to Date Activity	Remaining Balance	Percent of Budget Collected
Taxes					
Current Property Taxes	\$ 1,043,235	\$ 1,043,235	\$ 1,012,795	\$ 30,440	97%
Delinquent Property Taxes	23,000	23,000	21,140	1,860	91.9%
Penalties & Interest	11,000	11,000	8,677	2,323	78.9%
Other Taxes	600	600	330	270	54.9%
Licenses and Permits	7,000	7,000	-	7,000	0.0%
Motor Vehicle Services	3,260,000	3,260,000	2,510,831	749,169	77.0%
Intergovernmental Revenue	180,000	180,000	164,413	15,587	91.3%
Investment Income	15,000	15,000	20,340	(5,340)	135.6%
Refunds & Reimbursements	2,500	2,500	7,239	(4,739)	289.5%
Other Income	-	-	124	(124)	0.0%
Transfers In	2,076,000	2,076,000	808,471	1,267,529	38.9%
Subtotal Road & Bridge Revenues	\$ 6,618,335	\$ 6,618,335	\$ 4,554,360	\$ 2,063,975	68.8%
Engineering					
Investment Income	\$ -	\$ -	\$ 634	\$ (634)	0.0%
Transfers In	589,686	589,686	-	589,686	0.0%
Subtotal Engineering	\$ 589,686	\$ 589,686	\$ 634	\$ 589,052	0.1%
Road Right of Way					
Investment Income	\$ -	\$ -	\$ 763	\$ (763)	0.0%
Transfers In	-	-	-	-	0.0%
Subtotal Road Right of Way	\$ -	\$ -	\$ 763	\$ (763)	
Total Road & Bridge Revenues	\$ 7,208,021	\$ 7,208,021	\$ 4,555,757	\$ 2,652,264	63.2%

Comparison of Current Year to Prior Year Revenues
Road and Bridge Fund
June 2017 vs June 2018

Road & Bridge	2017 - 18 Fiscal Year to Date Actual	2016 - 17 Prior Year to Date Actual	Increase (Decrease)	Current to Prior Year Percentage Change
Taxes				
Current Property Taxes	\$ 1,012,795	\$ 984,848	\$ 27,947	2.8%
Delinquent Property Taxes	21,140	11,443	9,697	84.7%
Penalties & Interest	8,677	7,990	687	8.6%
Other Taxes	330	-	330	0.0%
Licenses and Permits	-	427	(427)	-100.0%
Motor Vehicle Services	2,510,831	2,491,667	19,164	0.8%
Intergovernmental Revenue	164,413	155,612	8,802	5.7%
Investment Income	21,738	20,971	767	3.7%
Refunds & Reimbursements	7,239	4,475	2,763	61.7%
Other Income	124	74	50	67.8%
Transfers In	808,471	79,155	729,317	921.4%
Sale of Assets	-	-	-	0.0%
Total Road & Bridge Revenues	\$ 4,555,757	\$ 3,756,662	\$ 799,095	21.3%

Nueces County, Texas
Statement of Revenues Budget to Actual
Inland and Coastal Parks
June 30, 2018

	Original FY 2017 / 18 Budget	Adjusted FY 2017 / 18 Budget	Year to Date Activity	Remaining Balance	Percent of Budget Collected
<u>Inland Parks</u>					
Investment Income	\$ 2,000	\$ 2,000	\$ 3,203	\$ (1,203)	160.2%
Refunds & Reimbursements	-	-	147	(147)	0.0%
Operating Transfers-In	1,667,216	1,667,216	1,218,091	449,125	73.1%
Total - Inland Parks	\$ 1,669,216	\$ 1,669,216	\$ 1,221,441	\$ 447,775	73.2%
<u>Coastal Parks</u>					
Licenses & Permits	\$ -	\$ -	\$ 312,634	\$ (312,634)	0.0%
Intergovernmental Revenues	110,000	110,000	-	110,000	0.0%
Investment Income	9,000	9,000	10,981	(1,981)	122.0%
Rentals & Commissions	480,000	480,000	1,350	478,650	0.3%
Padre Balli Park	185,000	185,000	289,444	(104,444)	156.5%
I.B. Magee Park	285,000	285,000	59,147	225,853	20.8%
Refunds & Reimbursements	500	500	30,094	(29,594)	6018.9%
Padre Balli-Commodity Sales	6,250	6,250	772	5,478	12.4%
I.B. Magee-Commodity Sales	-	-	30	(30)	0.0%
Other Income	500	500	(26)	526	-5.2%
Sale of Assets	-	-	2,735	(2,735)	0.0%
Operating Transfers-In	1,607,000	1,607,000	1,200,000	407,000	74.7%
Subtotal - Coastal Parks	\$ 2,683,250	\$ 2,683,250	\$ 1,907,162	\$ 776,088	71.1%
<u>Beach Improvements</u>					
Rentals & Commissions	\$ 135,000	\$ 135,000	\$ 71,527	\$ 63,473	53.0%
Subtotal - Beach Improvements	\$ 135,000	\$ 135,000	\$ 71,527	\$ 63,473	53.0%
<u>Pier Fund</u>					
Rentals & Commissions	\$ 10,000	\$ 10,000	\$ 8,938	\$ 1,062	89.4%
Padre Balli Park	260,000	260,000	254,556	5,444	97.9%
Refunds & Reimbursements	7,500	7,500	-	7,500	0.0%
Padre Balli - Commodity Sales	32,000	32,000	18,367	13,633	57.4%
Other Income	-	-	559	(559)	0.0%
Subtotal - Pier Fund	\$ 309,500	\$ 309,500	\$ 282,419	\$ 27,081	91.3%
Total Coastal Parks	\$ 3,127,750	\$ 3,127,750	\$ 2,261,109	\$ 866,641	72%

Nueces County, Texas
Comparison of Current Year to Prior Year Revenues
Inland and Coastal Parks
June 2017 vs June 2018

	2017 - 18 Fiscal Year to Date <u>Actual</u>	2016 - 17 Prior Year to Date <u>Actual</u>	Increase (Decrease)	Current to Prior Year Percentage Change
<u>Inland Parks</u>				
Investment Income	\$ 3,203	\$ 2,798	\$ 406	14%
Operating Transfers-In	1,218,091	1,179,106	38,985	3%
Other Income	-	-	-	0%
Refunds & Reimbursements	<u>147</u>	<u>1,174</u>	<u>(1,028)</u>	-88%
Total - Inland Parks	\$ <u>1,221,441</u>	\$ <u>1,183,078</u>	\$ <u>38,363</u>	3%
<u>Coastal Parks</u>				
Licenses & Permits	\$ 312,634	\$ 288,371	\$ 24,263	8%
Intergovernmental Revenues	-	15,613	(15,613)	-100%
Investment Income	10,981	3,943	7,037	178%
Rentals & Commissions	1,350	1,350	-	0%
Padre Balli Park	289,444	207,898	81,545	39%
I.B. Magee Park	59,147	309,345	(250,198)	-81%
Refunds & Reimbursements	30,094	8,616	21,478	249%
Padre Balli-Commodity Sales	772	650	122	19%
I.B. Magee-Commodity Sales	30	775	(744)	-96%
Other Income	(26)	196	(222)	-113%
Operating Transfers-In	2,735	-	2,735	0%
Operating Transfers-In	<u>1,200,000</u>	<u>767,750</u>	<u>432,250</u>	56%
Subtotal - Coastal Parks	\$ <u>1,907,162</u>	\$ <u>1,604,509</u>	\$ <u>302,653</u>	19%
<u>Beach Improvements</u>				
Rentals & Commissions	<u>\$ 71,527</u>	<u>\$ 125,781</u>	<u>\$ (54,254)</u>	-43%
Subtotal - Beach Improvements	\$ <u>71,527</u>	\$ <u>125,781</u>	\$ <u>(54,254)</u>	-43%
<u>Pier Fund</u>				
Rentals & Commissions	\$ 8,938	\$ 9,794	\$ (856)	-9%
Padre Balli Park	254,556	200,440	54,116	27%
Refunds & Reimbursements	-	-	-	0%
Padre Balli - Commodity Sales	18,367	14,663	3,704	25%
Other Income	<u>559</u>	<u>(35)</u>	<u>594</u>	0%
Subtotal - Pier Fund	\$ <u>282,419</u>	\$ <u>224,861</u>	\$ <u>57,558</u>	26%
Total Coastal Parks	\$ <u>2,261,109</u>	\$ <u>1,955,150</u>	\$ <u>305,958</u>	16%

Nueces County, Texas
Statement of Revenues Budget to Actual
Airport Fund
June 30, 2018

	Original FY 2017 / 18 Budget	Adjusted FY 2017 / 18 Budget	Year to Date Activity	Remaining Balance	Percent of Budget Collected
4610 Investment Income	\$ 150	\$ 150	\$ 1,454	\$ (1,304)	969%
4711 Rent Hangar 1	1,860	1,860	1,550	310	83%
4712 Rent Hangar 2	1,860	1,860	1,860	-	100%
4713 Rent Hangar 3	1,860	1,860	1,550	310	83%
4714 Rent Hangar 4	1,860	1,860	1,550	310	83%
4715 Rent Hangar 5	1,860	1,860	1,860	-	100%
4716 Rent Hangar 6	1,860	1,860	1,550	310	83%
4717 Rent Hangar 7	1,860	1,860	1,552	308	83%
4718 Rent Hangar 8	1,860	1,860	1,550	310	83%
4719 Rent Hangar 9	1,860	1,860	1,395	465	75%
4720 Rent Hangar 10	1,860	1,860	1,550	310	83%
4700 Rent Hangar 11	2,700	2,700	2,250	450	83%
4701 Rent Hangar 12	2,700	2,700	2,025	675	75%
4704 Rent Hangar 13	2,700	2,700	2,700	-	100%
4723 Rent Hangar 14	2,700	2,700	2,025	675	75%
4724 Rent Hangar 15	2,700	2,700	2,025	675	75%
4731 Rent Hangar 16	2,700	2,700	2,250	450	83%
4732 Rent Hangar 17	2,700	2,700	2,250	450	83%
4733 Rent Hangar 18	2,700	2,700	2,475	225	92%
4734 Rent Hangar 19	2,700	2,700	2,025	675	75%
4735 Rent Hangar 20	2,700	2,700	2,700	-	100%
4726 Rent Hangar Space H2	-	-	4,344	(4,344)	0%
4726 Rent Hangar Space M1	1,140	1,140	-	1,140	0%
4727 Rent Hangar Space M2	1,140	1,140	-	1,140	0%
4728 Rent Hangar Space M3	11,340	11,340	8,199	3,141	72%
4729 Rent Hangar Space M4	1,140	1,140	475	665	42%
4730 Rent Hangar Space M5	1,140	1,140	950	190	83%
4736 Rent - Williams Hangar	13,500	13,500	10,125	3,375	75%
4709 Farm Land Rent	13,950	13,950	10,379	3,571	74%
4710 Private Hangars (3)	3,167	3,167	-	3,167	0%
4863 Late Fees	-	-	1,637	(1,637)	0%
Other Service charges	300	300	167	133	56%
Commodity Sales	11,000	11,000	9,473	1,527	86%
Transfers In	79,880	79,880	47,850	32,030	60%
Overage (Shortage)	-	-	-	-	0%
Total Airport	<u>\$ 183,447</u>	<u>\$ 183,447</u>	<u>\$ 133,746</u>	<u>\$ 49,701</u>	73%

Commodity Sales Detail

4815 Aviation Fuel Sales - Cash	\$ -
4739 Aviation Fuel Sales - Credit Card	82,549
4816 Cost of Sales	(66,161)
4831 Credit Card Sales Charges	(6,915)
Total Commodity Sales	<u>\$ 9,473</u>

BUDGET STATUS
EXPENDITURES
(Unaudited)

**Nueces County, Texas
Top Spenders
June 30, 2018**

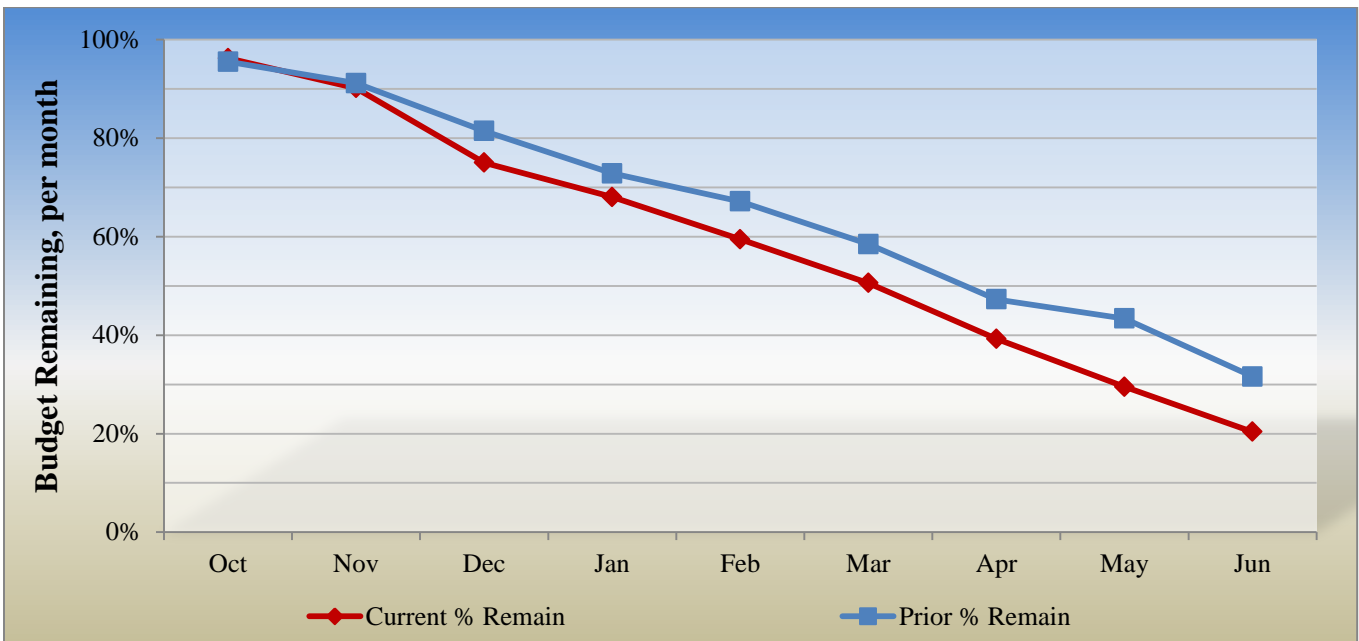
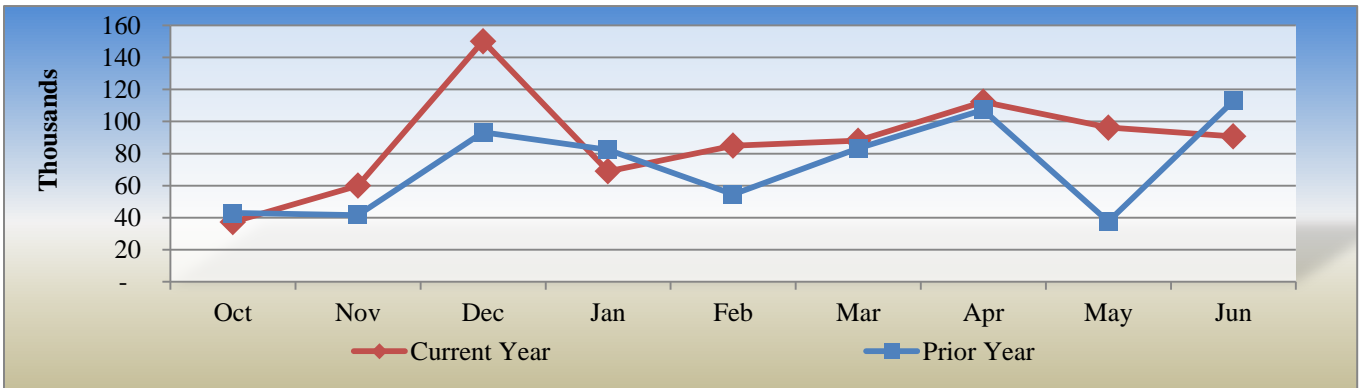
	Department	Expected Fiscal YTD	Actual Expense YTD	Spent/Expected	PCT Available	Tier	Rank
3150	County Court at Law 5	\$ 660,173	\$ 788,658	119%	20%	1	1
3700	County Sheriff	4,112,767	4,677,364	114%	24%	1	2
1250	County Auditor	1,303,169	1,439,918	110%	26%	1	3
3810	Constable 1	525,317	579,952	110%	26%	1	4
3613	Justice of the Peace 1-3	170,998	192,487	113%	25%	2	1
3330	105th District Court	277,865	311,658	112%	25%	2	2
1121	CCMGT Support	326,896	364,458	111%	26%	2	3
1122	Grants Administration	164,401	180,863	110%	27%	2	4
3200	Legal Aid	67,867	80,381	118%	21%	3	1
1040	County Commissioner Prec 4	114,012	126,803	111%	26%	3	2
3305	Title IV-D Court	117,076	127,864	109%	27%	3	3
3655	Justice of the Peace 5-2	133,730	145,625	109%	27%	3	4

NOTE: For this list, the departments are first ranked by the size of their total budget amounts and divided into three tiers. The 3 tiers consist of the top, middle and bottom thirds of total budget amounts. There are between 33 and 34 departments in each tier. Within each tier, this list displays the four departments with the highest percentage of budget spent for the current fiscal year to date. The proceeding three pages then display additional detail on the top spender from each of the tiers. These pages display the amount spent per month for the current and prior fiscal year compared to an average rate of budgeted expenditures for the fiscal year. The top graph on these pages displays the total amount spent per month, while the bottom graph shows the percentage of budget spent each month.

**Nueces County, Texas
Top Spender-Tier 1
June 30, 2018**

3150 County Court at Law 5
Period Amounts

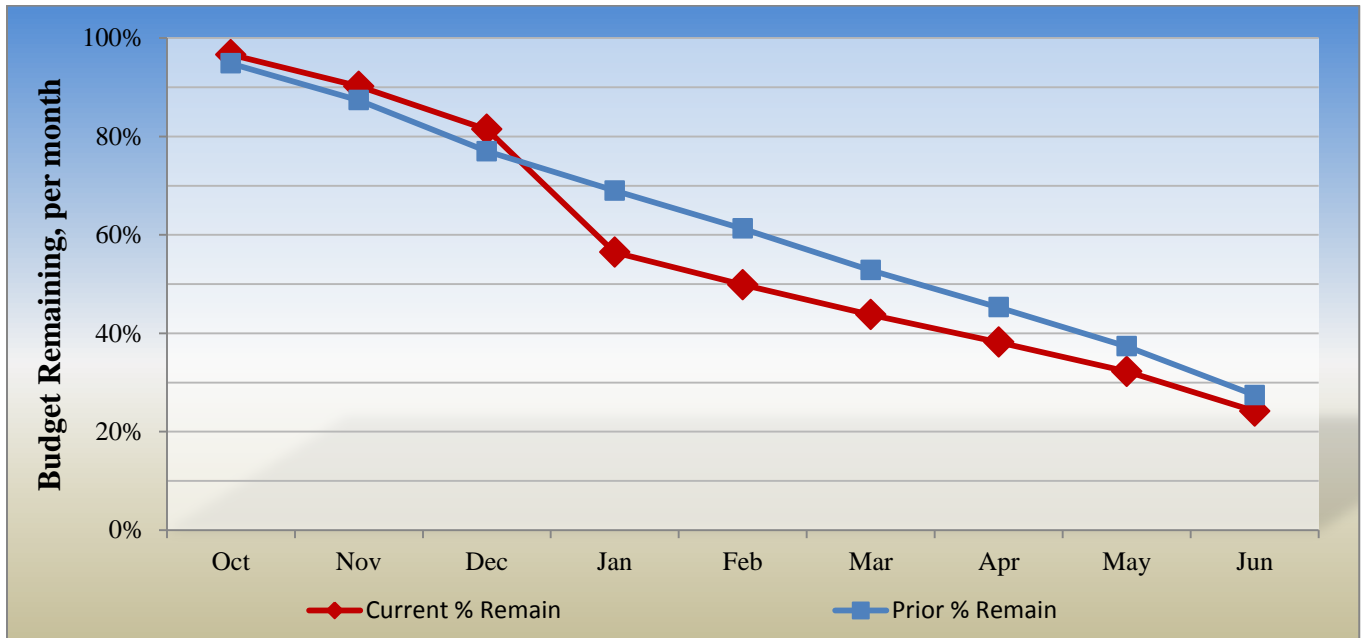
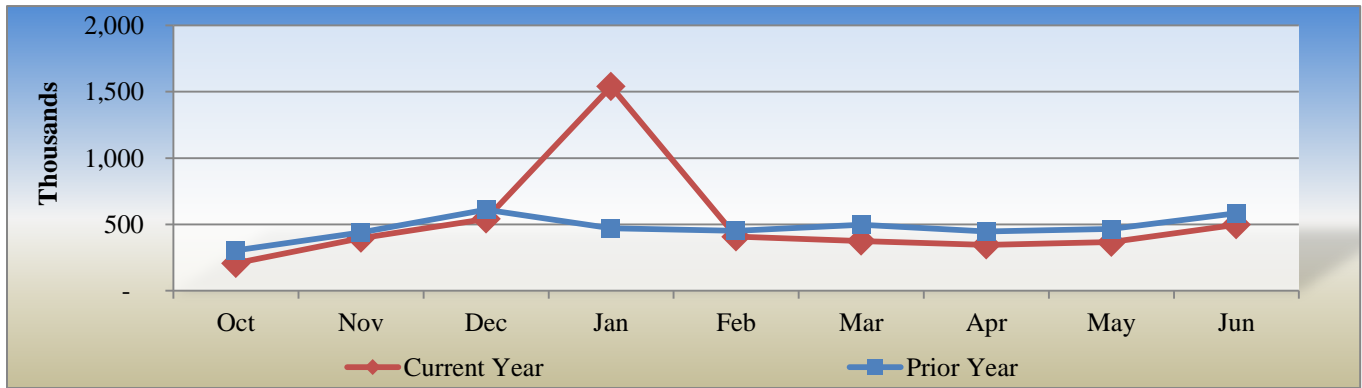
Fiscal Period	Oct	Nov	Dec	Jan	Feb	Mar	Apr	May	Jun
Current Year	37,298	59,950	150,196	68,941	84,932	88,038	112,360	96,240	90,704
Prior Year	42,913	41,629	93,378	82,398	54,612	83,321	107,345	37,601	112,937
Current Expected	74,270	74,270	74,270	74,270	74,270	74,270	74,270	74,270	74,270
Prior Expected	71,935	71,935	71,935	71,935	71,935	71,935	71,935	71,935	71,935



**Nueces County, Texas
Top Spender-Tier 1
June 30, 2018**

3700 County Sheriff
Period Amounts

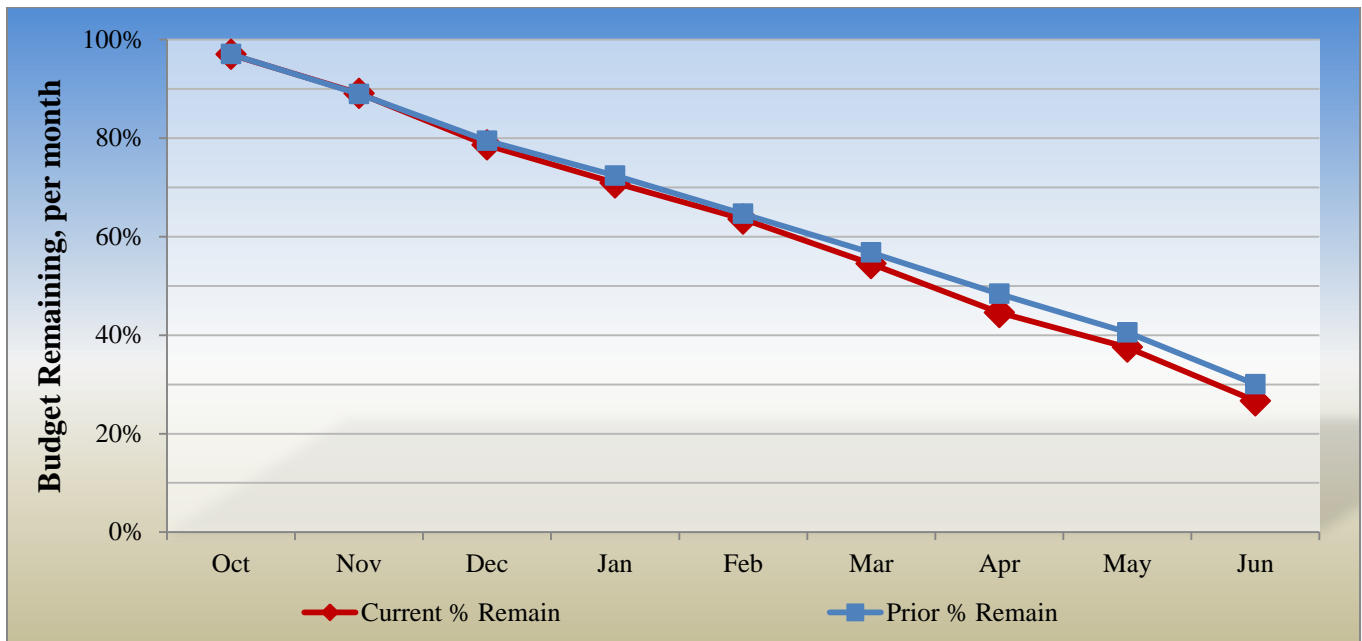
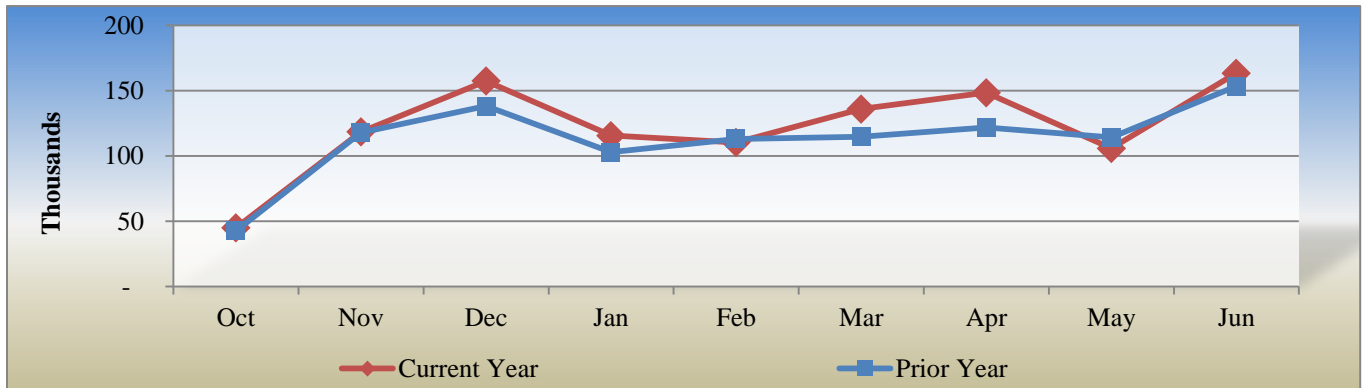
Fiscal Period	Oct	Nov	Dec	Jan	Feb	Mar	Apr	May	Jun
Current Year	207,439	396,838	541,545	1,539,355	407,460	375,038	345,679	366,562	497,448
Prior Year	304,869	440,321	611,015	471,113	452,507	497,807	446,016	465,653	584,731
Current Expected	462,686	462,686	462,686	462,686	462,686	462,686	462,686	462,686	462,686
Prior Expected	441,718	441,718	441,718	441,718	441,718	441,718	441,718	441,718	441,718



**Nueces County, Texas
Top Spender-Tier 1
June 30, 2018**

3890 Medical Examiner
Period Amounts

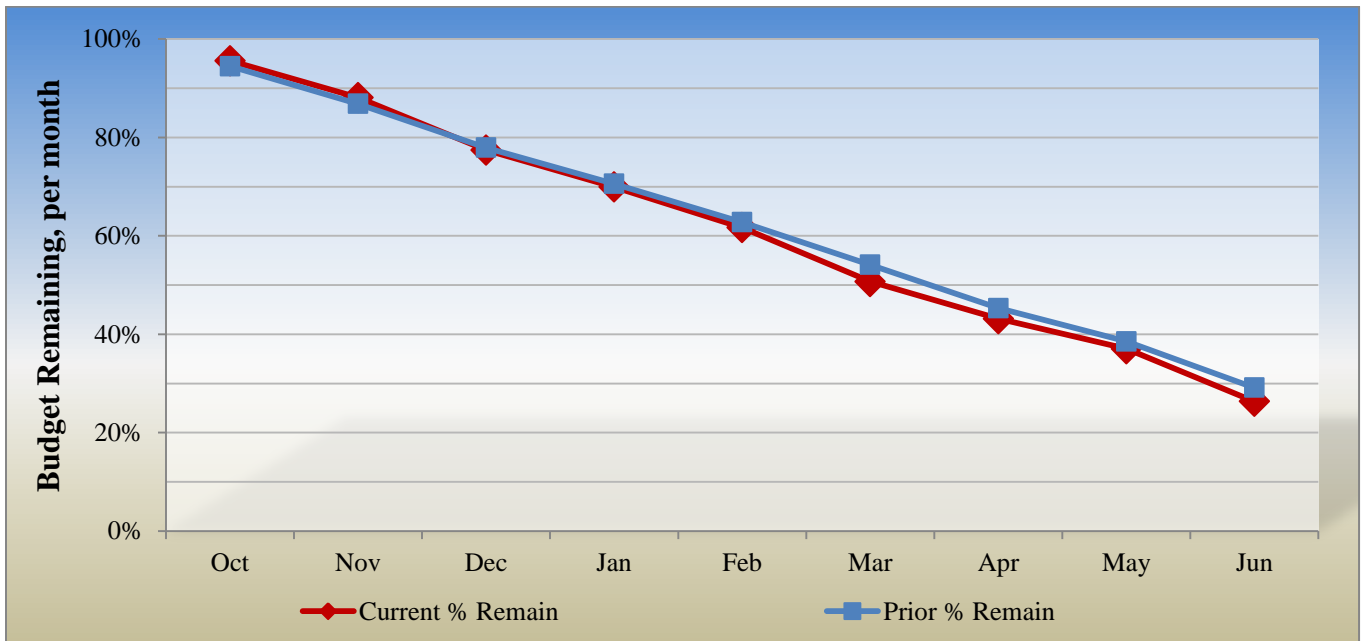
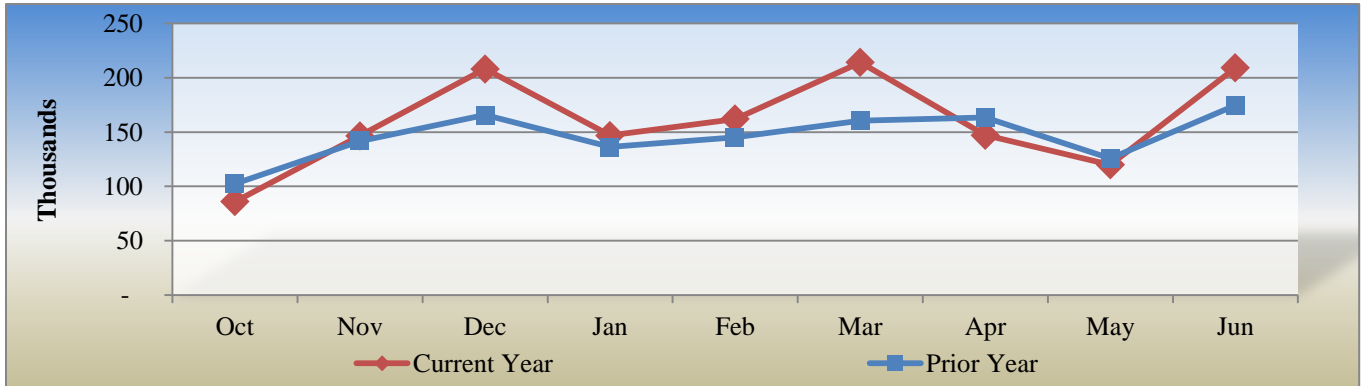
Fiscal Period	Oct	Nov	Dec	Jan	Feb	Mar	Apr	May	Jun
Current Year	45,071	118,453	157,407	115,667	110,410	135,980	148,550	105,817	163,439
Prior Year	42,693	117,991	138,248	102,960	113,084	114,692	121,929	114,138	153,431
Current Expected	112,546	112,546	112,546	112,546	112,546	112,546	112,546	112,546	112,546
Prior Expected	109,229	109,229	109,229	109,229	109,229	109,229	109,229	109,229	109,229



**Nueces County, Texas
Top Spender-Tier 1
June 30, 2018**

1250 County Auditor
Period Amounts

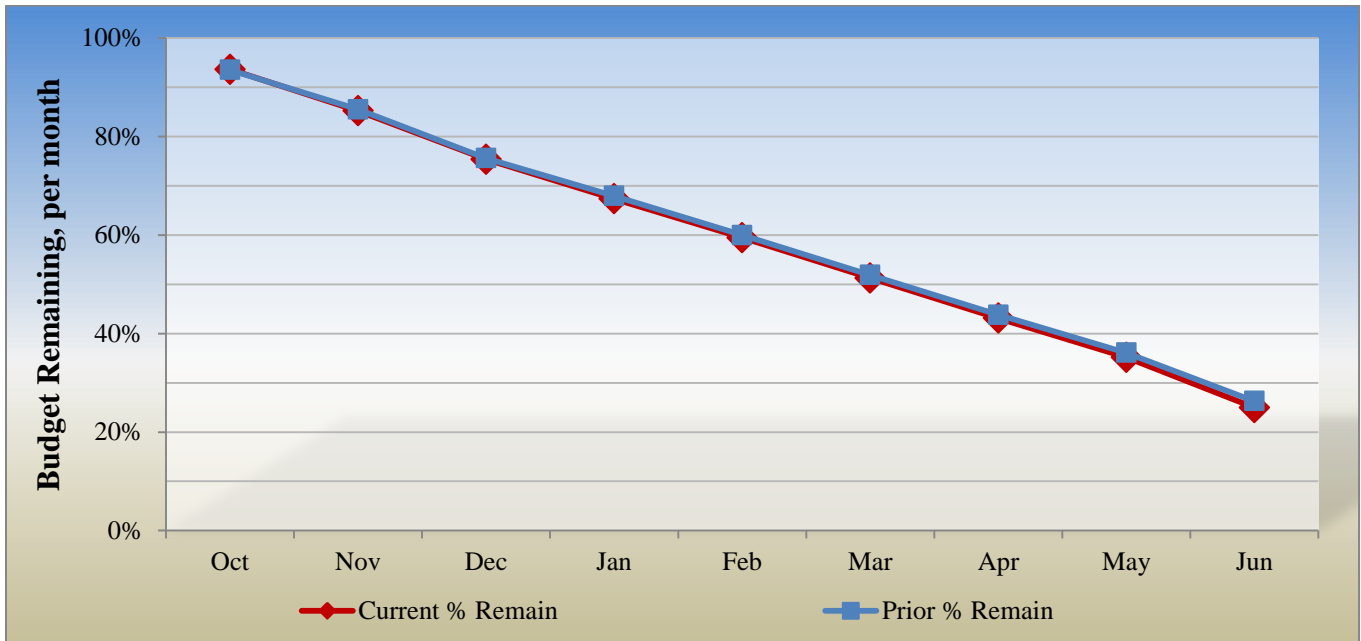
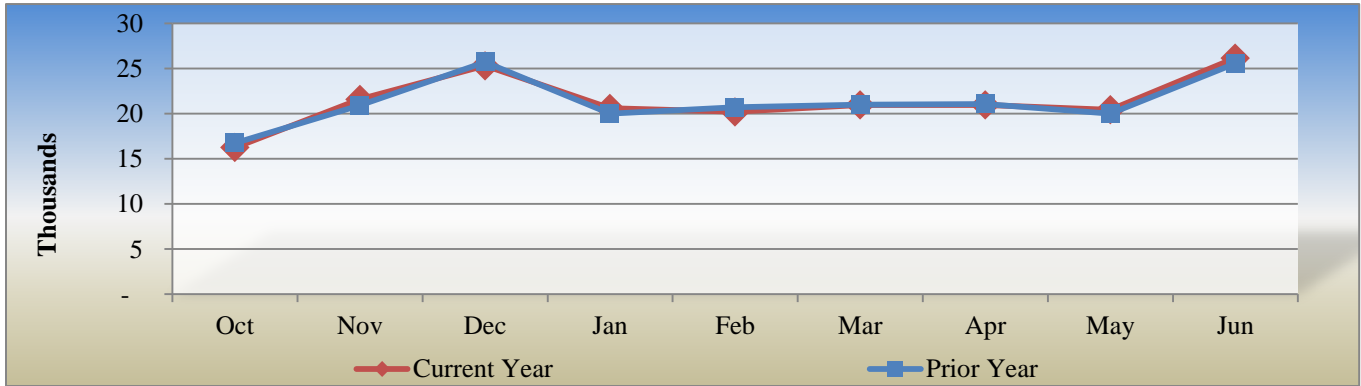
Fiscal Period	Oct	Nov	Dec	Jan	Feb	Mar	Apr	May	Jun
Current Year	86,025	146,499	208,150	146,855	162,062	214,218	147,069	119,844	209,196
Prior Year	102,513	141,759	165,726	136,246	145,233	160,598	163,473	125,772	174,637
Current Expected	146,606	146,606	146,606	146,606	146,606	146,606	146,606	146,606	146,606
Prior Expected	139,289	139,289	139,289	139,289	139,289	139,289	139,289	139,289	139,289



**Nueces County, Texas
Top Spender-Tier 2
June 30, 2018**

3613 Justice of the Peace 1-3
Period Amounts

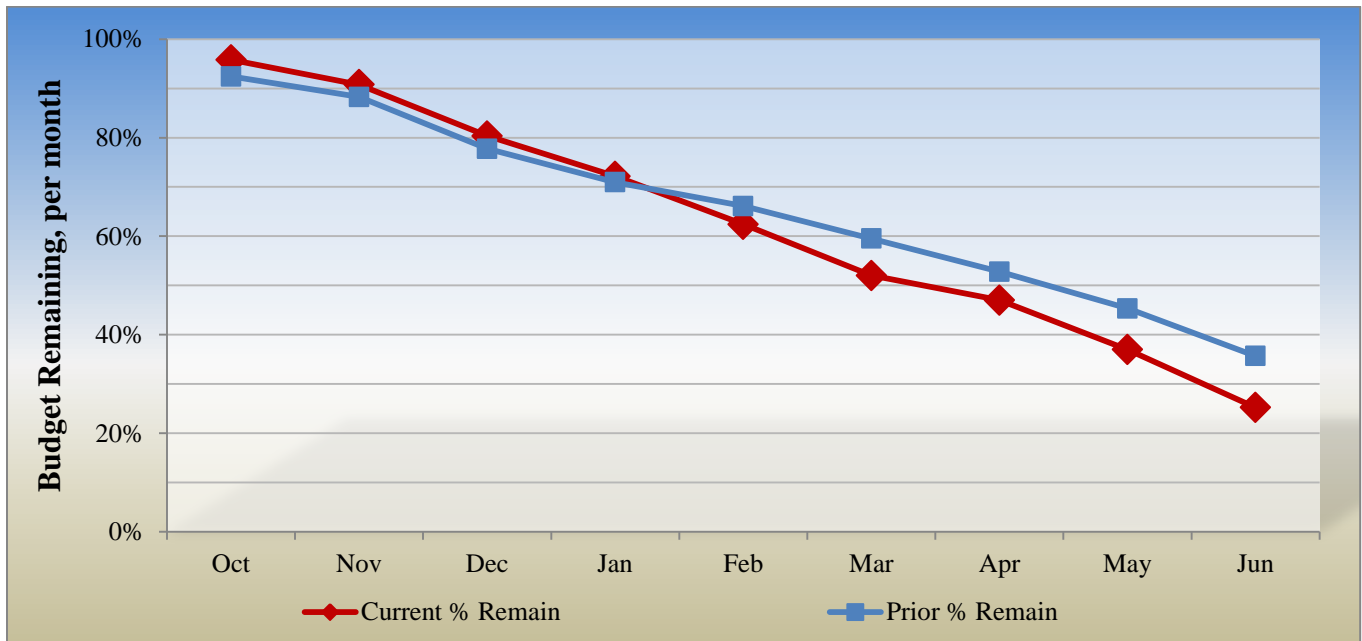
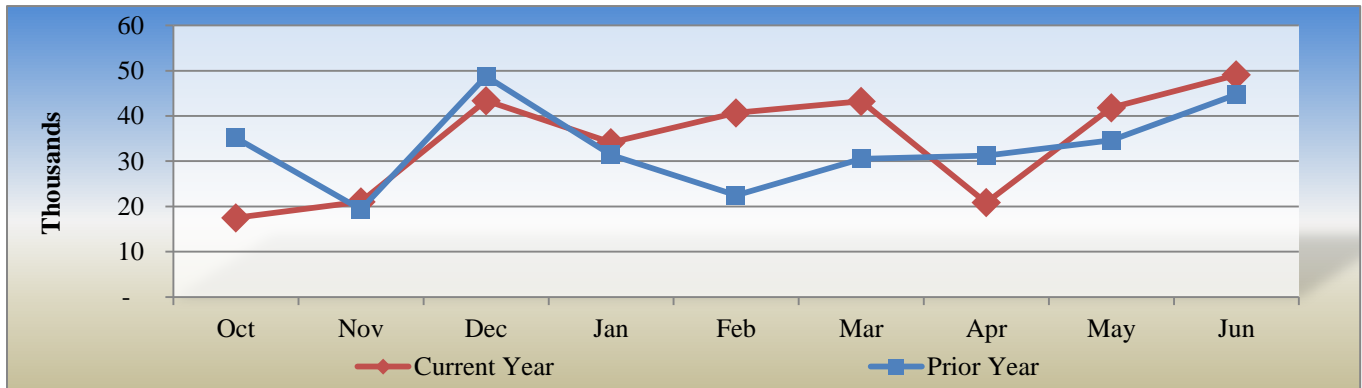
Fiscal Period	Oct	Nov	Dec	Jan	Feb	Mar	Apr	May	Jun
Current Year	16,257	21,594	25,305	20,599	20,212	20,971	20,968	20,428	26,154
Prior Year	16,750	20,908	25,722	19,985	20,703	20,986	21,066	19,987	25,565
Current Expected	19,237	19,237	19,237	19,237	19,237	19,237	19,237	19,237	19,237
Prior Expected	19,499	19,499	19,499	19,499	19,499	19,499	19,499	19,499	19,499



**Nueces County, Texas
Top Spender-Tier 2
June 30, 2018**

3330 105th District Court
Period Amounts

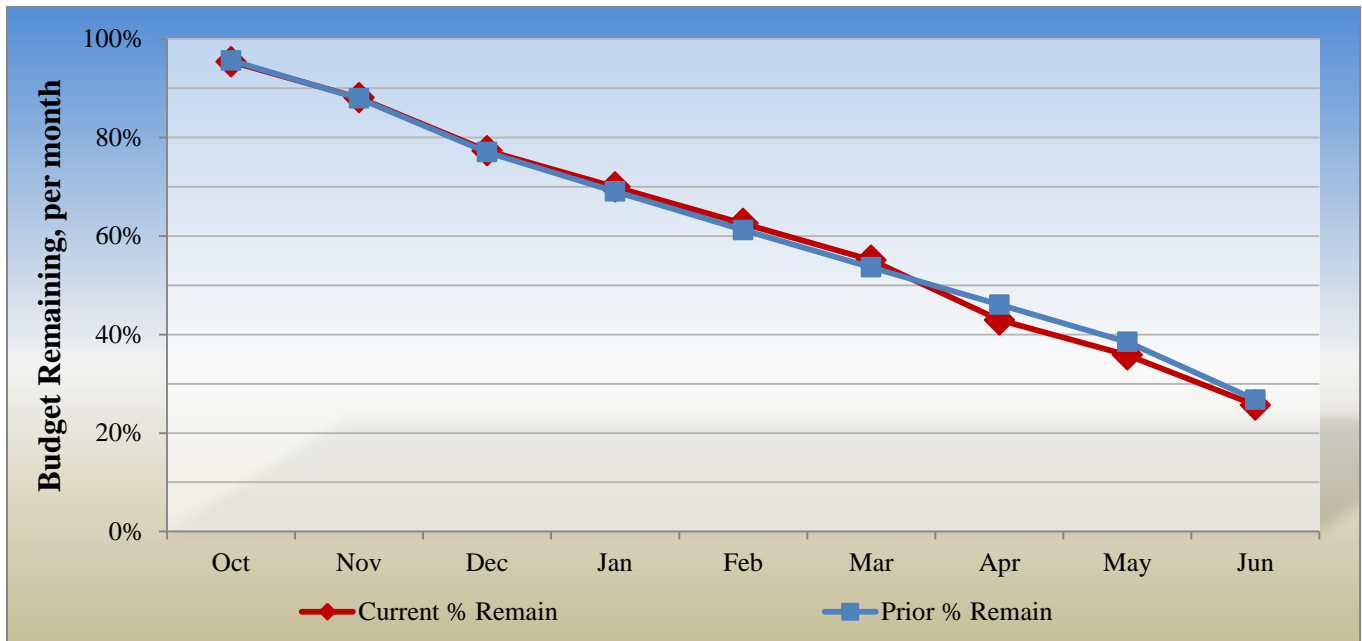
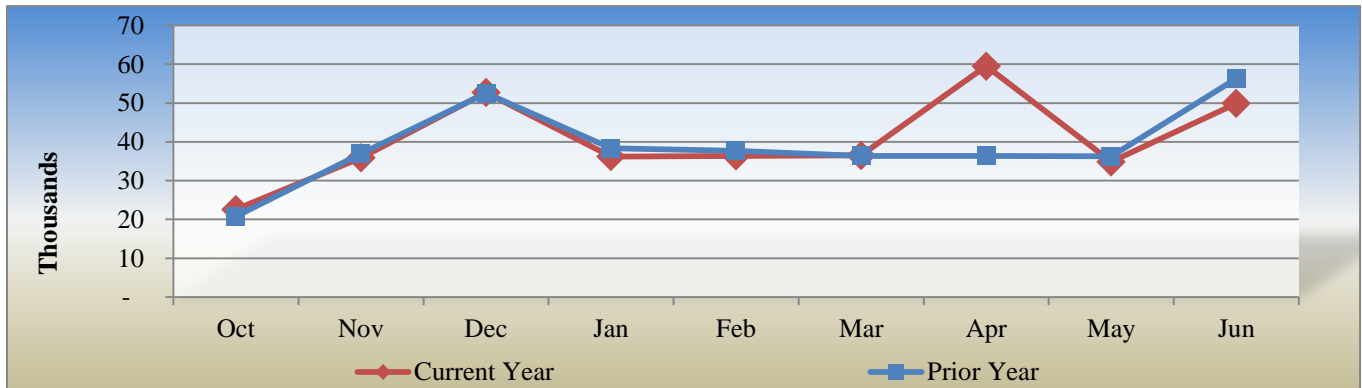
Fiscal Period	Oct	Nov	Dec	Jan	Feb	Mar	Apr	May	Jun
Current Year	17,484	21,022	43,379	34,097	40,701	43,248	20,845	41,829	49,053
Prior Year	35,129	19,334	48,765	31,395	22,459	30,497	31,239	34,634	44,731
Current Expected	31,260	31,260	31,260	31,260	31,260	31,260	31,260	31,260	31,260
Prior Expected	34,769	34,769	34,769	34,769	34,769	34,769	34,769	34,769	34,769



**Nueces County, Texas
Top Spender-Tier 2
June 30, 2018**

1121 CCMGT Support
Period Amounts

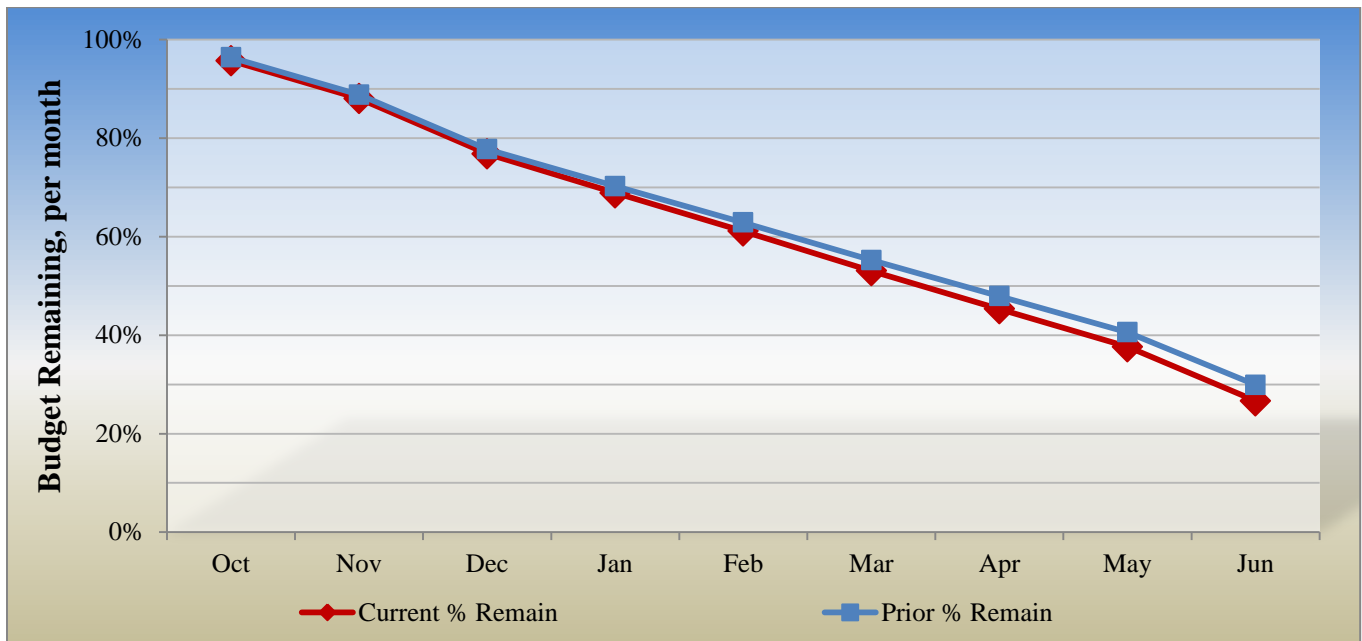
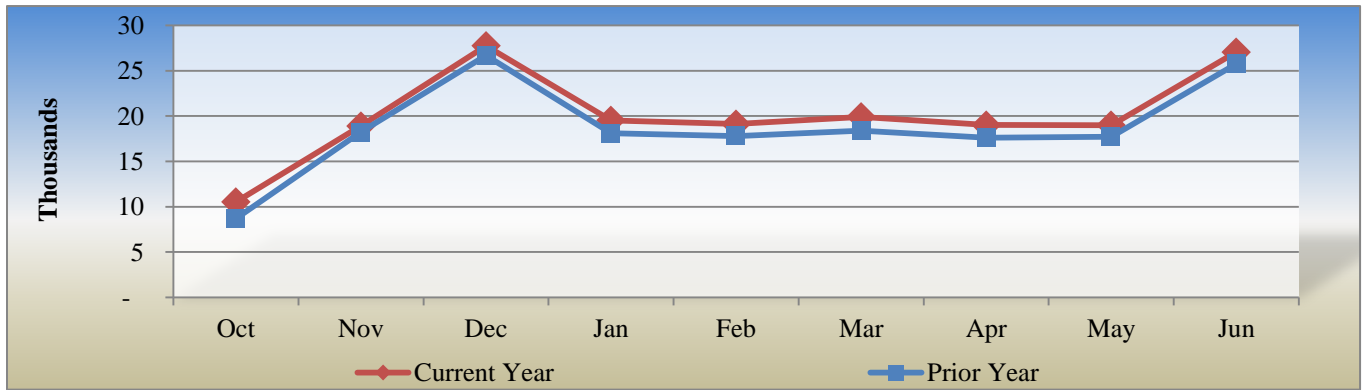
Fiscal Period	Oct	Nov	Dec	Jan	Feb	Mar	Apr	May	Jun
Current Year	22,561	35,879	52,700	36,191	36,360	36,496	59,528	34,830	49,914
Prior Year	20,800	36,963	52,519	38,331	37,661	36,357	36,394	36,312	56,325
Current Expected	36,776	36,776	36,776	36,776	36,776	36,776	36,776	36,776	36,776
Prior Expected	36,021	36,021	36,021	36,021	36,021	36,021	36,021	36,021	36,021



**Nueces County, Texas
Top Spender-Tier 2
June 30, 2018**

1122 Grants Administration
Period Amounts

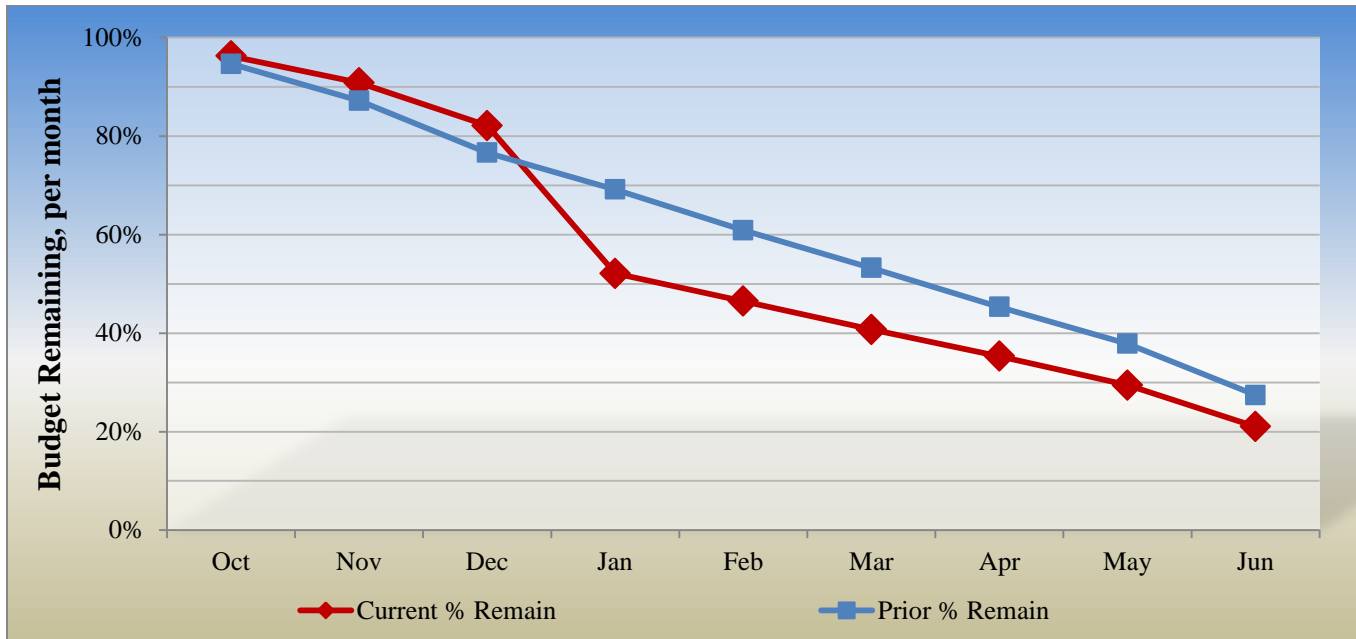
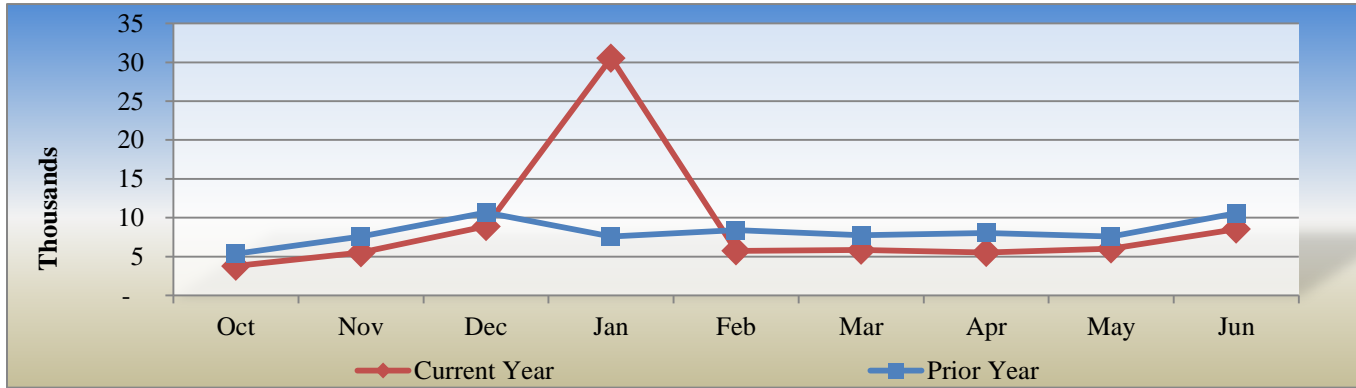
Fiscal Period	Oct	Nov	Dec	Jan	Feb	Mar	Apr	May	Jun
Current Year	10,534	18,921	27,746	19,538	19,131	19,910	19,015	18,993	27,074
Prior Year	8,696	18,250	26,683	18,092	17,799	18,382	17,626	17,725	25,784
Current Expected	18,495	18,495	18,495	18,495	18,495	18,495	18,495	18,495	18,495
Prior Expected	18,082	18,082	18,082	18,082	18,082	18,082	18,082	18,082	18,082



**Nueces County, Texas
Top Spender-Tier 3
June 30, 2018**

3200 Legal Aid
Period Amounts

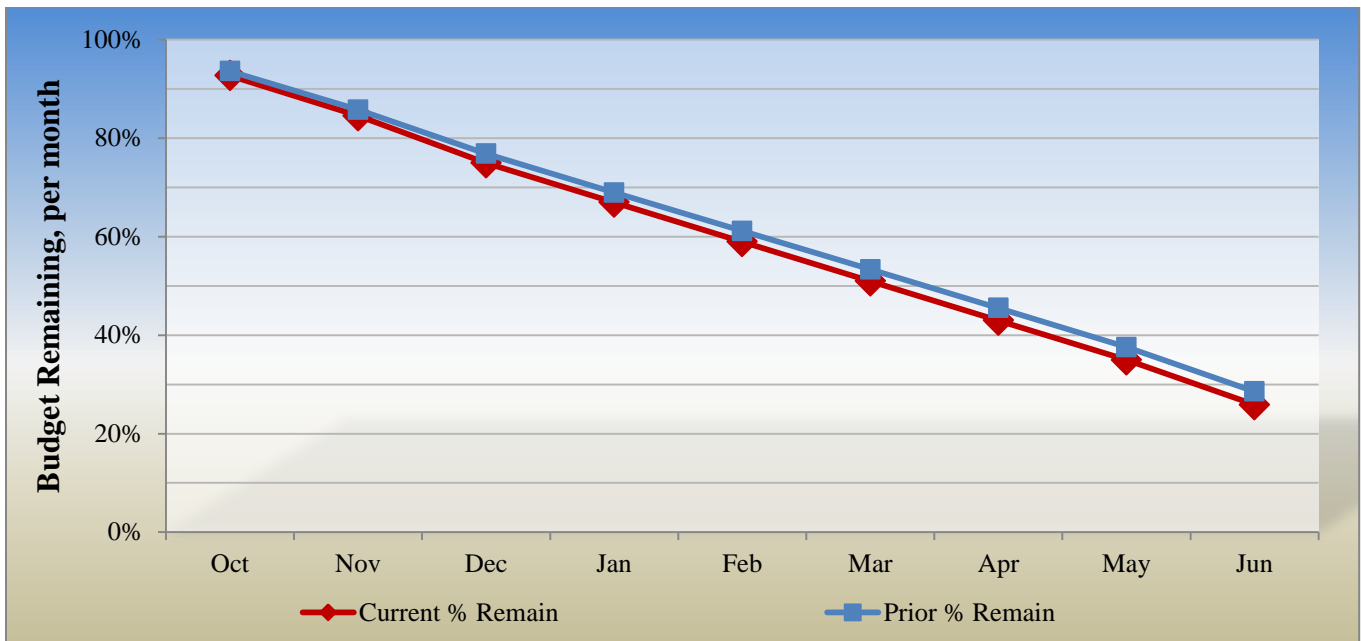
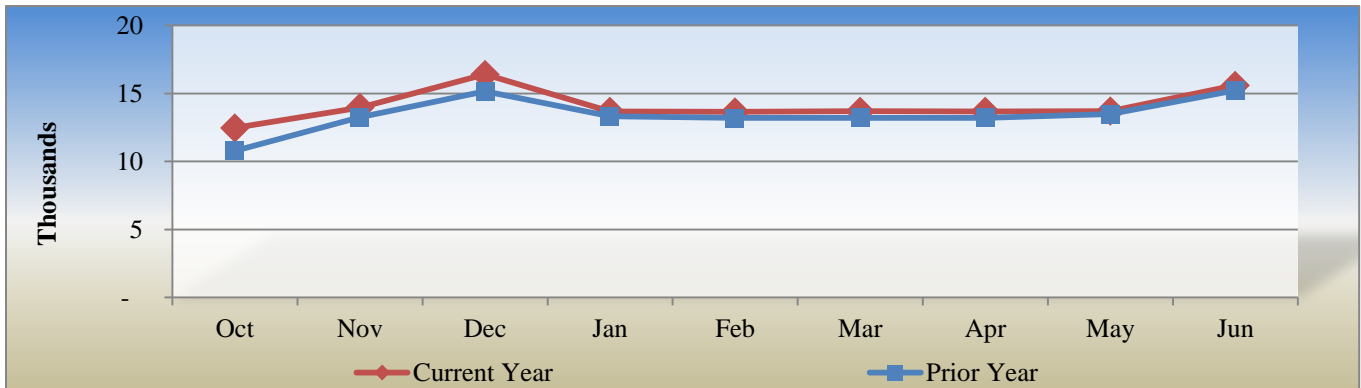
Fiscal Period	Oct	Nov	Dec	Jan	Feb	Mar	Apr	May	Jun
Current Year	3,791	5,510	8,891	30,556	5,732	5,834	5,526	5,996	8,545
Prior Year	5,376	7,593	10,680	7,591	8,388	7,730	8,048	7,583	10,570
Current Expected	7,635	7,635	7,635	7,635	7,635	7,635	7,635	7,635	7,635
Prior Expected	7,600	7,600	7,600	7,600	7,600	7,600	7,600	7,600	7,600



**Nueces County, Texas
Top Spender-Tier 3
June 30, 2018**

1040 County Commissioner Prec 4
Period Amounts

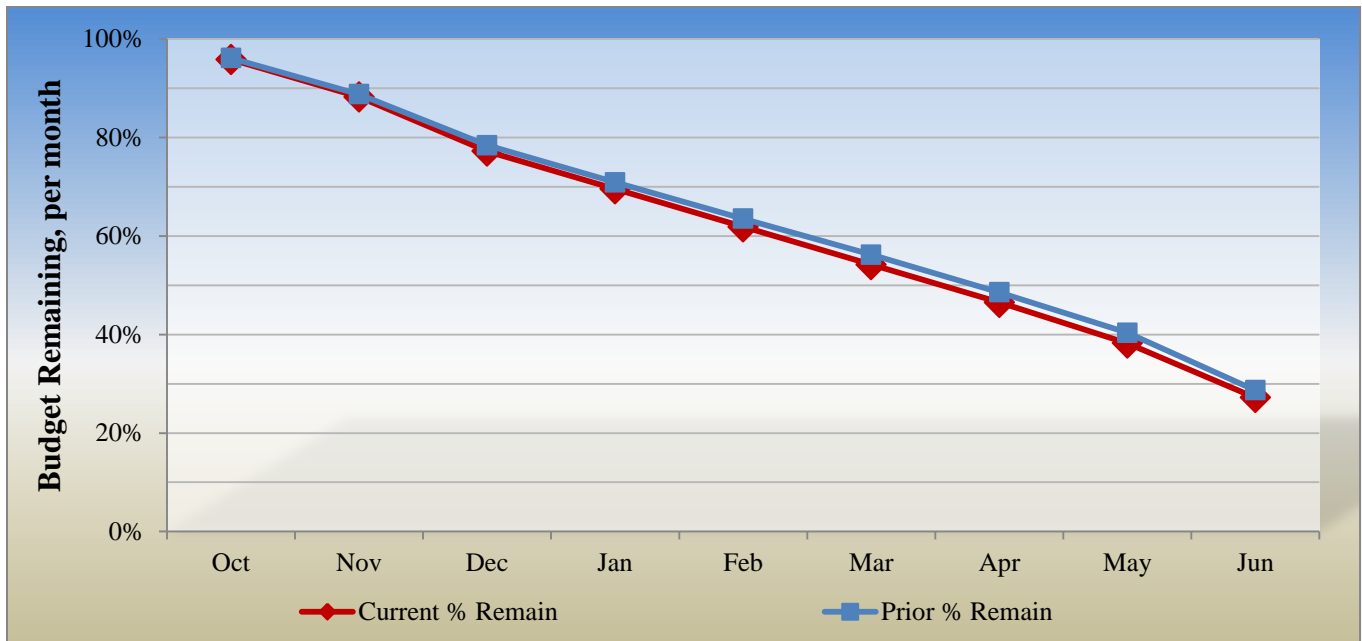
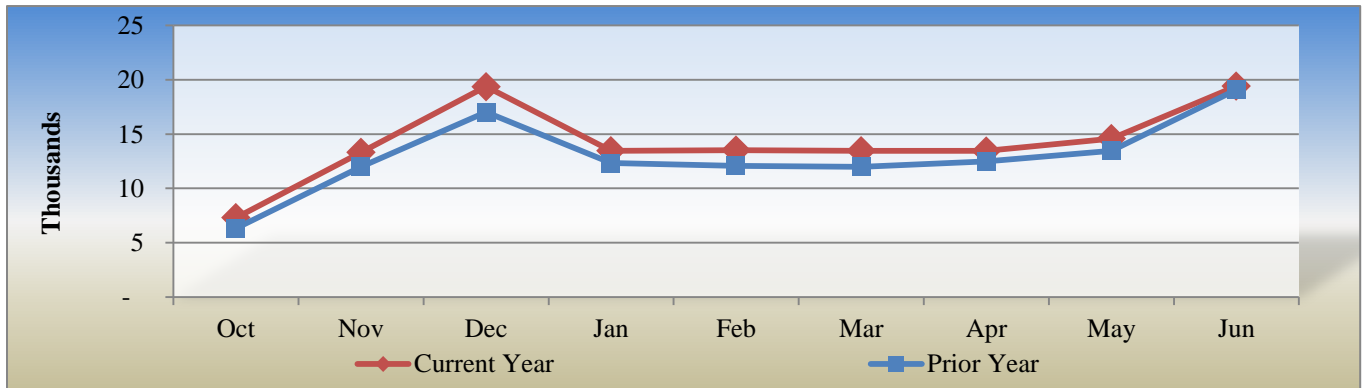
Fiscal Period	Oct	Nov	Dec	Jan	Feb	Mar	Apr	May	Jun
Current Year	12,461	13,959	16,393	13,682	13,649	13,687	13,680	13,697	15,596
Prior Year	10,778	13,251	15,149	13,320	13,200	13,214	13,207	13,479	15,232
Current Expected	12,826	12,826	12,826	12,826	12,826	12,826	12,826	12,826	12,826
Prior Expected	12,686	12,686	12,686	12,686	12,686	12,686	12,686	12,686	12,686



**Nueces County, Texas
Top Spender-Tier 3
June 30, 2018**

3305 Title IV-D Court
Period Amounts

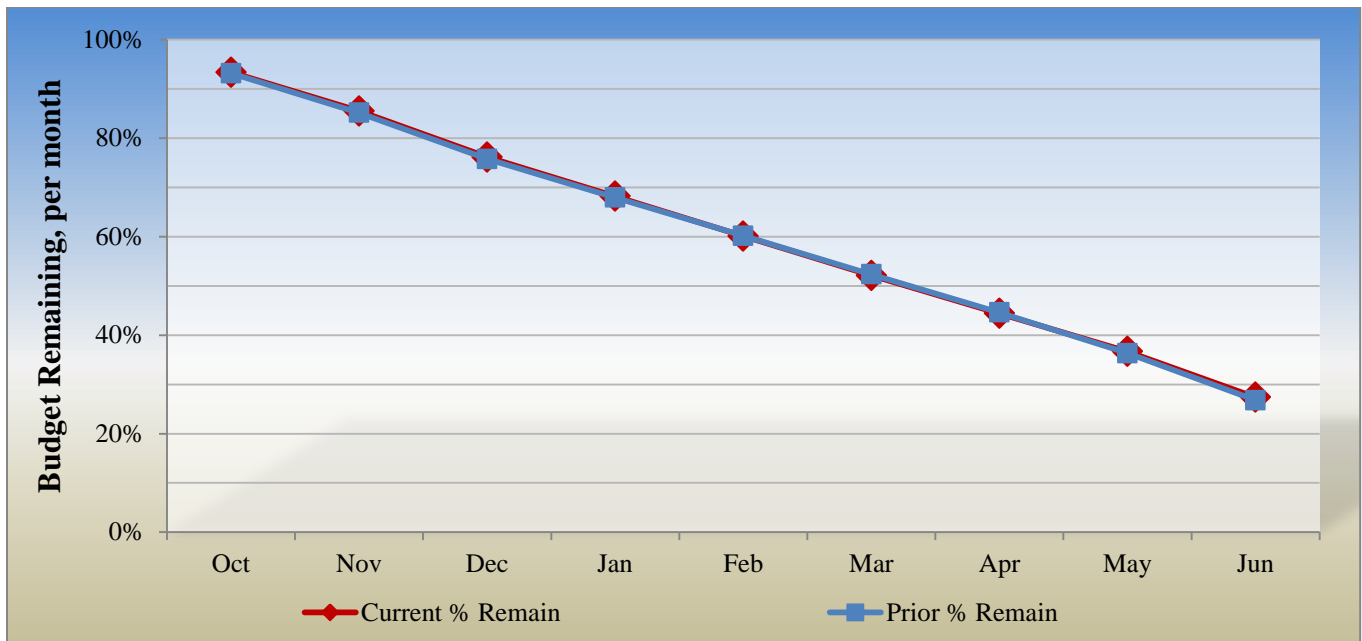
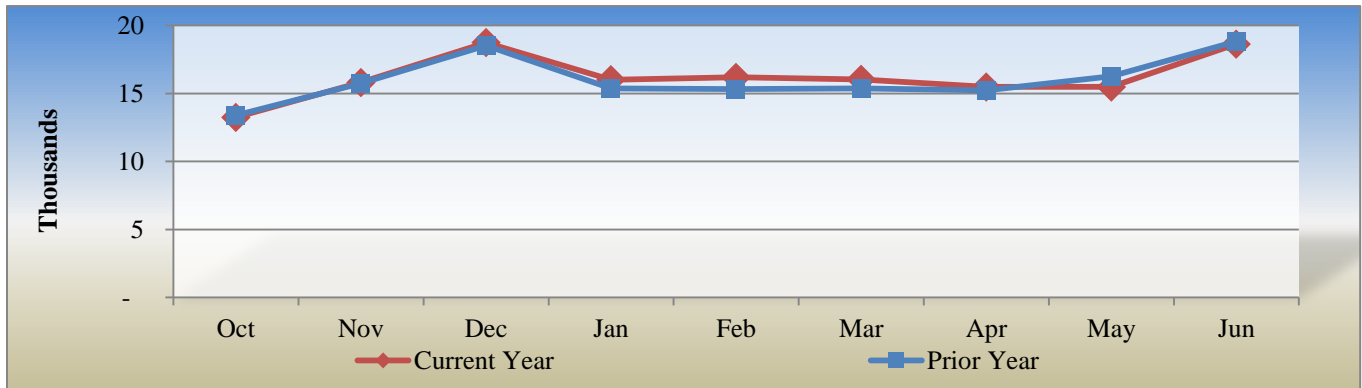
Fiscal Period	Oct	Nov	Dec	Jan	Feb	Mar	Apr	May	Jun
Current Year	7,300	13,312	19,372	13,468	13,515	13,462	13,444	14,582	19,410
Prior Year	6,321	11,985	17,008	12,325	12,075	11,973	12,490	13,466	19,080
Current Expected	13,171	13,171	13,171	13,171	13,171	13,171	13,171	13,171	13,171
Prior Expected	12,278	12,278	12,278	12,278	12,278	12,278	12,278	12,278	12,278



**Nueces County, Texas
Top Spender-Tier 3
June 30, 2018**

3655 Justice of the Peace 5-2
Period Amounts

Fiscal Period	Oct	Nov	Dec	Jan	Feb	Mar	Apr	May	Jun
Current Year	13,244	15,810	18,743	16,008	16,184	16,032	15,485	15,485	18,636
Prior Year	13,399	15,751	18,523	15,375	15,314	15,375	15,225	16,263	18,828
Current Expected	15,045	15,045	15,045	15,045	15,045	15,045	15,045	15,045	15,045
Prior Expected	14,753	14,753	14,753	14,753	14,753	14,753	14,753	14,753	14,753



Nueces County, Texas
Statement of Expenditures Budget to Actual
General Fund
June 30, 2018

	Original FY 2017 / 18 Budget	Adjusted FY 2017 / 18 Budget	Year to Date Activity	Available Balance	Percent of Budget Available
General Government					
1010 County Commissioner Prec 1					
Salaries	\$ 121,445	\$ 121,445	\$ 84,658	\$ 36,787	30.3%
Employee Benefits	26,367	26,367	22,307	4,060	15.4%
Other Personnel Expense	9,540	9,540	7,107	2,433	25.5%
Office Expense & Supplies	1,750	1,550	135	1,415	91.3%
Telephone & Utilities	-	-	143	(143)	0.0%
Maintenance & Repair	150	150	-	150	100.0%
Professional Services	2,700	2,700	-	2,700	100.0%
Other Services & Charges	505	705	591	114	16.1%
Travel	3,100	3,100	-	3,100	100.0%
Total	<u>\$ 165,557</u>	<u>\$ 165,557</u>	<u>\$ 114,942</u>	<u>\$ 50,615</u>	30.6%
1020 County Commissioner Prec 2					
Salaries	\$ 125,495	\$ 125,495	\$ 93,266	\$ 32,229	25.7%
Other Salary & Supplements	1,020	1,020	745	275	26.9%
Employee Benefits	35,695	35,695	26,025	9,670	27.1%
Other Personnel Expense	9,540	9,540	5,982	3,558	37.3%
Office Expense & Supplies	2,250	2,250	1,456	794	35.3%
Telephone & Utilities	550	550	322	228	41.5%
Maintenance & Repair	150	150	-	150	100.0%
Professional Services	2,700	2,700	880	1,820	67.4%
Other Services & Charges	505	150	-	150	100.0%
Travel	3,100	3,100	1,141	1,959	63.2%
Total	<u>\$ 181,005</u>	<u>\$ 180,650</u>	<u>\$ 129,818</u>	<u>\$ 50,832</u>	28.1%
1030 County Commissioner Prec 3					
Salaries	\$ 121,590	\$ 121,590	\$ 90,337	\$ 31,253	25.7%
Other Salary & Supplements	1,800	1,800	1,315	485	26.9%
Employee Benefits	54,170	54,170	35,504	18,666	34.5%
Other Personnel Expense	9,540	9,540	7,107	2,433	25.5%
Office Expense & Supplies	2,450	2,450	1,362	1,088	44.4%
Telephone & Utilities	550	550	398	152	27.7%
Maintenance & Repair	800	800	-	800	100.0%
Professional Services	2,700	2,700	680	2,020	74.8%
Other Services & Charges	300	655	266	389	59.4%
Other Expenses	-	-	-	-	0.0%
Travel	3,100	3,100	1,169	1,931	62.3%
Total	<u>\$ 197,000</u>	<u>\$ 197,355</u>	<u>\$ 138,138</u>	<u>\$ 59,217</u>	30.0%

	Original FY 2017 / 18 Budget	Adjusted FY 2017 / 18 Budget	Year to Date Activity	Available Balance	Percent of Budget Available
1040 County Commissioner Prec 4					
Salaries	\$ 117,540	\$ 117,540	\$ 84,859	\$ 32,681	27.8%
Employee Benefits	37,188	37,188	33,437	3,751	10.1%
Other Personnel Expense	9,540	9,540	7,107	2,433	25.5%
Office Expense & Supplies	2,250	2,250	1,287	963	42.8%
Telephone & Utilities	550	550	114	436	79.3%
Maintenance & Repair	150	150	-	150	100.0%
Professional Services	1,700	1,700	-	1,700	100.0%
Travel	2,100	2,100	-	2,100	100.0%
Total	\$ 171,018	\$ 171,018	\$ 126,803	\$ 44,215	25.9%
1120 County Judge					
Salaries	\$ 210,901	\$ 210,901	\$ 155,433	\$ 55,468	26.3%
Salaries Overtime	1,000	1,000	209	791	79.1%
Other Salary & Supplements	17,300	18,221	14,909	3,312	18.2%
Employee Benefits	60,718	60,718	45,054	15,664	25.8%
Other Personnel Expense	9,540	9,540	7,107	2,433	25.5%
Office Expense & Supplies	2,925	2,925	709	2,216	75.8%
Maintenance & Repair	500	500	117	383	76.7%
Professional Services	1,500	1,500	-	1,500	100.0%
Other Services & Charges	500	500	325	175	35.0%
Travel	4,850	3,929	263	3,666	93.3%
Total	\$ 309,734	\$ 309,734	\$ 224,127	\$ 85,607	27.6%
1121 CCMGT Support					
Salaries	\$ 342,577	\$ 342,577	\$ 266,954	\$ 75,623	22.1%
Other Salary & Supplements	4,860	4,860	3,263	1,597	32.9%
Employee Benefits	118,077	118,077	81,739	36,338	30.8%
Other Personnel Expense	4,320	4,320	3,240	1,080	25.0%
Office Expense & Supplies	3,900	3,900	2,017	1,883	48.3%
Food & Kitchen Expenses	-	-	40	(40)	0.0%
Telephone & Utilities	1,300	1,300	812	488	37.5%
Maintenance & Repair	450	450	-	450	100.0%
Professional Services	2,710	2,710	461	2,249	83.0%
Other Services & Charges	500	500	240	260	52.0%
Other Expenses	6,250	6,250	4,819	1,431	22.9%
Travel	5,400	5,400	873	4,527	83.8%
Total	\$ 490,344	\$ 490,344	\$ 364,458	\$ 125,887	25.7%

	Original FY 2017 / 18 Budget	Adjusted FY 2017 / 18 Budget	Year to Date Activity	Available Balance	Percent of Budget Available
1122 Grants Administration					
Salaries	\$ 161,993	\$ 161,993	\$ 116,872	\$ 45,121	27.9%
Other Salary & Supplements	1,860	1,860	1,359	501	26.9%
Employee Benefits	58,294	58,294	52,549	5,745	9.9%
Other Personnel Expense	6,480	6,480	4,736	1,744	26.9%
Office Expense & Supplies	2,855	2,855	2,408	447	15.7%
Telephone & Utilities	1,300	1,300	795	505	38.8%
Maintenance & Repair	220	220	-	220	100.0%
Professional Services	8,000	8,000	597	7,403	92.5%
Other Services & Charges	2,000	2,000	468	1,532	76.6%
Other Expenses	1,400	1,400	964	436	31.1%
Travel	2,200	2,200	115	2,085	94.8%
Total	\$ 246,602	\$ 246,602	\$ 180,863	\$ 65,739	26.7%
1125 Risk Management					
Salaries	\$ 108,930	\$ 105,723	\$ 64,725	\$ 40,998	38.8%
Salaries Overtime	-	818	818	0	0.0%
Other Salary & Supplements	-	3,158	3,158	0	0.0%
Employee Benefits	31,205	31,205	18,757	12,448	39.9%
Other Personnel Expense	5,760	5,760	3,323	2,437	42.3%
Office Expense & Supplies	10,200	9,431	7,163	2,268	24.1%
Telephone & Utilities	1,800	1,800	1,132	668	37.1%
Maintenance & Repair	200	200	-	200	100.0%
Professional Services	17,800	17,800	18,610	(810)	-4.5%
Other Services & Charges	1,800	1,800	590	1,210	67.2%
Other Expenses	5,590	5,590	1,789	3,801	68.0%
Travel	3,000	3,000	420	2,580	86.0%
Total	\$ 186,285	\$ 186,285	\$ 120,484	\$ 65,801	35.3%

	Original FY 2017 / 18 Budget	Adjusted FY 2017 / 18 Budget	Year to Date Activity	Available Balance	Percent of Budget Available
1130 County Attorney					
Salaries	\$ 1,062,415	\$ 1,062,415	\$ 764,593	\$ 297,822	28.0%
Other Salary & Supplements	32,022	32,022	24,110	7,912	24.7%
Employee Benefits	403,883	403,883	285,397	118,486	29.3%
Other Personnel Expense	25,500	25,500	18,710	6,790	26.6%
Office Expense & Supplies	31,800	31,800	16,450	15,350	48.3%
Telephone & Utilities	2,000	2,000	1,193	807	40.4%
Maintenance & Repair	1,000	1,000	-	1,000	100.0%
Professional Services	24,369	24,369	16,111	8,258	33.9%
Special Personnel Services	-	-	-	-	0.0%
Other Services & Charges	4,478	4,478	3,563	915	20.4%
Other Expenses	9,600	9,600	7,533	2,067	21.5%
Travel	3,600	3,600	1,415	2,186	60.7%
Total	\$ 1,600,667	\$ 1,600,667	\$ 1,139,074	\$ 461,593	28.8%
1160 County Clerk					
Salaries	\$ 479,933	\$ 479,933	\$ 329,952	\$ 149,981	31.3%
Salaries Overtime	3,000	3,000	1,606	1,394	46.5%
Other Salary & Supplements	5,700	5,700	1,154	4,546	79.8%
Employee Benefits	208,355	208,355	156,446	51,909	24.9%
Other Personnel Expense	8,604	8,604	6,422	2,182	25.4%
Office Expense & Supplies	28,850	28,850	18,344	10,506	36.4%
Telephone & Utilities	2,050	2,050	1,229	821	40.1%
Maintenance & Repair	750	750	-	750	100.0%
Professional Services	4,700	4,700	1,321	3,379	71.9%
Other Services & Charges	1,700	1,700	309	1,391	81.8%
Other Expenses	13,090	13,090	8,342	4,748	36.3%
Travel	4,000	4,000	1,756	2,244	56.1%
Total	\$ 760,732	\$ 760,732	\$ 526,879	\$ 233,853	30.7%

	Original FY 2017 / 18 Budget	Adjusted FY 2017 / 18 Budget	Year to Date Activity	Available Balance	Percent of Budget Available
1170 County Clerk Treasury					
Salaries	\$ 183,394	\$ 183,394	\$ 132,082	\$ 51,312	28.0%
Salaries Overtime	6,000	6,000	15	5,985	99.8%
Other Salary & Supplements	1,800	1,800	1,315	485	26.9%
Employee Benefits	73,999	73,999	55,157	18,842	25.5%
Other Personnel Expense	1,080	1,080	789	291	26.9%
Office Expense & Supplies	40,000	36,000	15,999	20,001	55.6%
Telephone & Utilities	600	600	398	202	33.7%
Maintenance & Repair	2,800	2,900	2,093	807	27.8%
Professional Services	1,400	1,400	790	610	43.6%
Other Services & Charges	8,500	40,400	21,293	19,107	47.3%
Other Expenses	3,700	3,700	3,223	477	12.9%
Travel	3,300	3,300	1,297	2,003	60.7%
Total	\$ 326,573	\$ 354,573	\$ 234,452	\$ 120,121	33.9%
1180 County Clerk Collections					
Salaries	\$ 172,120	\$ 172,120	\$ 121,496	\$ 50,624	29.4%
Salaries Overtime	6,000	6,000	0	6,000	100.0%
Other Salary & Supplements	1,080	1,080	789	291	26.9%
Employee Benefits	71,306	71,306	56,425	14,881	20.9%
Office Expense & Supplies	13,700	13,700	5,100	8,600	62.8%
Maintenance & Repair	7,000	7,000	1,392	5,608	80.1%
Professional Services	20,000	20,000	10,238	9,762	48.8%
Other Services & Charges	723	723	242	481	66.5%
Other Expenses	3,700	3,700	3,308	392	10.6%
Travel	1,500	1,500	-	1,500	100.0%
Total	\$ 297,129	\$ 297,129	\$ 198,991	\$ 98,138	33.0%

	Original FY 2017 / 18 Budget	Adjusted FY 2017 / 18 Budget	Year to Date Activity	Available Balance	Percent of Budget Available
1190 County Clerk Elections					
Salaries	\$ 153,296	\$ 153,296	\$ 94,965	\$ 58,331	38.1%
Salaries Overtime	14,000	14,000	8,623	5,378	38.4%
Other Salary & Supplements	4,879	4,879	381	4,498	92.2%
Employee Benefits	59,885	59,885	42,297	17,588	29.4%
Other Personnel Expense	3,504	10,504	8,328	2,176	20.7%
Office Expense & Supplies	31,375	14,875	12,304	2,571	17.3%
Food & Kitchen Expenses	750	750	220	530	70.6%
Telephone & Utilities	19,175	33,175	13,336	19,839	59.8%
Maintenance & Repair	31,842	31,842	5,644	26,198	82.3%
Professional Services	227,683	227,683	18,010	209,673	92.1%
Other Services & Charges	315,706	310,706	135,257	175,449	56.5%
Other Expenses	-	500	236	264	52.9%
Travel	9,100	9,100	-	9,100	100.0%
Capital Outlay	17,500	17,500	-	17,500	100.0%
Total	\$ 888,695	\$ 888,695	\$ 339,600	\$ 549,095	61.8%
1200 Tax Assessor - Collector					
Salaries	\$ 2,058,663	\$ 2,058,663	\$ 1,439,481	\$ 619,182	30.1%
Salaries Overtime	2,500	2,500	3,830	(1,330)	-53.2%
Other Salary & Supplements	60,402	60,402	49,058	11,344	18.8%
Employee Benefits	941,280	941,280	705,675	235,605	25.0%
Other Personnel Expense	13,140	13,140	9,668	3,472	26.4%
Office Expense & Supplies	238,100	238,100	139,834	98,266	41.3%
Maintenance & Repair	4,500	4,500	1,198	3,302	73.4%
Professional Services	21,370	21,370	19,292	2,078	9.7%
Other Services & Charges	27,813	27,813	25,825	1,988	7.1%
Other Expenses	39,714	39,714	33,156	6,558	16.5%
Travel	16,350	16,350	11,543	4,807	29.4%
Total	\$ 3,423,832	\$ 3,423,832	\$ 2,438,560	\$ 985,272	28.8%

	Original FY 2017 / 18 Budget	Adjusted FY 2017 / 18 Budget	Year to Date Activity	Available Balance	Percent of Budget Available
1240 Information Technology					
Salaries	\$ 1,199,530	\$ 1,199,530	\$ 811,737	\$ 387,793	32.3%
Salaries Overtime	500	500	29	471	94.3%
Other Salary & Supplements	33,495	33,495	20,555	12,940	38.6%
Employee Benefits	416,938	416,938	303,992	112,946	27.1%
Other Personnel Expense	2,160	2,160	1,579	581	26.9%
Office Expense & Supplies	18,400	15,400	2,524	12,876	83.6%
Telephone & Utilities	538,109	538,109	350,272	187,837	34.9%
Maintenance & Repair	829,568	677,568	82,059	595,509	87.9%
Professional Services	393,000	548,000	80,747	467,253	85.3%
Other Services & Charges	846	846	657	189	22.3%
Travel	16,000	16,000	1,959	14,041	87.8%
Total	\$ 3,448,546	\$ 3,448,546	\$ 1,656,108	\$ 1,792,438	52.0%
1245 Human Resources					
Salaries	\$ 282,110	\$ 282,110	\$ 196,050	\$ 86,060	30.5%
Salaries Overtime	250	250	139	111	44.4%
Other Salary & Supplements	2,580	2,580	1,885	695	26.9%
Employee Benefits	98,935	98,935	71,565	27,370	27.7%
Other Personnel Expense	2,880	2,880	2,105	775	26.9%
Office Expense & Supplies	5,600	3,800	769	3,031	79.8%
Telephone & Utilities	650	650	398	252	38.8%
Maintenance & Repair	500	500	-	500	100.0%
Professional Services	1,250	3,050	2,401	649	21.3%
Other Services & Charges	500	500	-	500	100.0%
Other Expenses	7,550	7,550	4,494	3,056	40.5%
Travel	2,000	2,000	1,658	342	17.1%
Total	\$ 404,805	\$ 404,805	\$ 281,463	\$ 123,342	30.5%

	Original FY 2017 / 18 Budget	Adjusted FY 2017 / 18 Budget	Year to Date Activity	Available Balance	Percent of Budget Available
1250 County Auditor					
Salaries	\$ 1,084,366	\$ 1,084,366	\$ 756,002	\$ 328,364	30.3%
Salaries Overtime	7,500	8,500	8,377	123	1.4%
Other Salary & Supplements	14,880	24,580	18,828	5,752	23.4%
Employee Benefits	441,662	441,662	334,838	106,824	24.2%
Other Personnel Expense	2,160	2,160	1,579	581	26.9%
Office Expense & Supplies	23,500	19,500	13,214	6,286	32.2%
Telephone & Utilities	5,000	5,000	2,709	2,291	45.8%
Maintenance & Repair	1,000	800	534	266	33.3%
Professional Services	334,000	336,800	283,273	53,527	15.9%
Other Services & Charges	7,685	6,685	2,587	4,098	61.3%
Other Expenses	18,000	15,700	11,343	4,357	27.8%
Travel	15,000	9,000	6,634	2,366	26.3%
Total	\$ 1,954,753	\$ 1,954,753	\$ 1,439,918	\$ 514,835	26.3%
1270 County Purchasing					
Salaries	\$ 381,555	\$ 381,555	\$ 272,782	\$ 108,773	28.5%
Salaries Overtime	1,000	1,000	-	1,000	100.0%
Other Salary & Supplements	4,260	4,260	2,411	1,849	43.4%
Employee Benefits	172,372	172,372	134,286	38,086	22.1%
Other Personnel Expense	2,880	2,880	2,105	775	26.9%
Office Expense & Supplies	11,625	11,625	4,815	6,810	58.6%
Food & Kitchen Expenses	100	100	-	100	100.0%
Telephone & Utilities	2,675	2,675	1,431	1,244	46.5%
Maintenance & Repair	7,575	7,575	2,427	5,148	68.0%
Professional Services	1,500	1,500	457	1,043	69.5%
Other Services & Charges	15,323	15,323	13,510	1,813	11.8%
Other Expenses	12,830	12,830	5,837	6,993	54.5%
Travel	3,000	3,000	1,546	1,454	48.5%
Total	\$ 616,695	\$ 616,695	\$ 441,605	\$ 175,090	28.4%

	Original FY 2017 / 18 Budget	Adjusted FY 2017 / 18 Budget	Year to Date Activity	Available Balance	Percent of Budget Available
1275 Veterans' Service					
Salaries	\$ 74,277	\$ 74,277	\$ 53,666	\$ 20,611	27.7%
Employee Benefits	31,325	31,325	23,562	7,763	24.8%
Other Personnel Expense	2,520	2,520	1,842	678	26.9%
Office Expense & Supplies	3,400	3,400	450	2,950	86.8%
Telephone & Utilities	-	-	415	(415)	0.0%
Maintenance & Repair	200	200	-	200	100.0%
Professional Services	700	400	-	400	100.0%
Other Services & Charges	19,301	19,601	14,629	4,972	25.4%
Other Expenses	2,790	2,790	1,500	1,290	46.2%
Travel	3,000	3,000	-	3,000	100.0%
Total	\$ 137,513	\$ 137,513	\$ 96,064	\$ 41,449	30.1%
1280 Employees' Benefits					
Employee Benefits	\$ 52,276	\$ 52,276	\$ -	\$ 52,276	100.0%
Office Expense & Supplies	1,250	1,250	53	1,197	95.8%
Food & Kitchen Expenses	700	700	-	700	100.0%
Professional Services	134,620	134,620	54,723	79,897	59.3%
Other Services & Charges	15,000	15,000	747	14,253	95.0%
Other Expenses	1,500	1,500	-	1,500	100.0%
Total	\$ 205,346	\$ 205,346	\$ 55,523	\$ 149,823	73.0%
1285 General Administration					
Office Expense & Supplies	\$ 4,550	\$ 4,550	\$ 3,569	\$ 981	21.6%
Food & Kitchen Expenses	1,000	1,000	640	360	36.0%
Professional Services	431,000	431,000	281,005	149,995	34.8%
Reserve Appropriations	2,200,000	2,118,516	-	2,118,516	100.0%
Other Services & Charges	1,148,647	1,165,956	896,961	268,995	23.1%
Other Expenses	7,174	7,174	5,057	2,117	29.5%
Travel	15,000	15,000	3,715	11,285	75.2%
Total	\$ 3,807,371	\$ 3,743,196	\$ 1,190,948	\$ 2,552,248	68.2%
Total General Government	\$ 19,820,202	\$ 19,784,027	\$ 11,438,818	\$ 8,345,209	42.2%

	Original FY 2017 / 18 Budget	Adjusted FY 2017 / 18 Budget	Year to Date Activity	Available Balance	Percent of Budget Available
Buildings & Facilities					
1400 General Repairs - Building					
Salaries	\$ 58,344	\$ 58,344	\$ 41,560	\$ 16,784	28.8%
Salaries Overtime	3,500	3,500	2,670	830	23.7%
Other Salary & Supplements	780	780	570	210	26.9%
Employee Benefits	33,394	33,394	26,233	7,161	21.4%
Maintenance & Repair	4,679	4,679	343	4,336	92.7%
Total	\$ 100,697	\$ 100,697	\$ 71,375	\$ 29,322	29.1%
1440 Ronnie H. Polston Bldg					
Salaries	\$ 24,086	\$ 24,086	\$ 17,191	\$ 6,895	28.6%
Employee Benefits	13,399	13,399	10,176	3,223	24.1%
Office Expense & Supplies	1,200	1,200	323	877	73.0%
Telephone & Utilities	21,366	21,366	11,182	10,184	47.7%
Maintenance & Repair	1,000	1,000	261	739	73.9%
Total	\$ 61,051	\$ 61,051	\$ 39,133	\$ 21,918	35.9%
1450 Bill Bode County Building					
Salaries	\$ 30,545	\$ 30,545	\$ 20,313	\$ 10,232	33.5%
Other Salary & Supplements	810	810	570	240	29.6%
Employee Benefits	18,730	18,730	10,548	8,182	43.7%
Office Expense & Supplies	1,000	1,000	652	348	34.8%
Telephone & Utilities	19,800	19,800	10,420	9,380	47.4%
Maintenance & Repair	900	900	-	900	100.0%
Total	\$ 71,785	\$ 71,785	\$ 42,503	\$ 29,282	40.8%
1460 Robert N. Barnes Juv. Facility					
Telephone & Utilities	\$ 329,857	\$ 329,857	\$ 153,375	\$ 176,482	53.5%
Maintenance & Repair	3,200	3,200	223	2,977	93.0%
Other Services & Charges	2,200	2,200	142	2,058	93.5%
Total	\$ 335,257	\$ 335,257	\$ 153,740	\$ 181,517	54.1%
1465 Broadway Warehouse					
Telephone & Utilities	\$ 6,392	\$ 6,392	\$ 4,364	\$ 2,028	31.7%
Total	\$ 6,392	\$ 6,392	\$ 4,364	\$ 2,028	31.7%

	Original FY 2017 / 18 Budget	Adjusted FY 2017 / 18 Budget	Year to Date Activity	Available Balance	Percent of Budget Available
1470 Records Management Department					
Salaries	\$ 234,104	\$ 234,104	\$ 166,830	\$ 67,274	28.7%
Salaries Overtime	-	2,290	2,290	0	0.0%
Other Salary & Supplements	36,660	36,660	23,254	13,406	36.6%
Employee Benefits	97,479	97,479	75,385	22,094	22.7%
Office Expense & Supplies	4,500	4,500	2,979	1,521	33.8%
Telephone & Utilities	27,496	27,496	12,345	15,151	55.1%
Maintenance & Repair	29,500	27,210	4,725	22,485	82.6%
Professional Services	-	-	-	-	0.0%
Other Services & Charges	216,345	216,345	152,261	64,084	29.6%
Other Expenses	4,000	4,000	2,131	1,869	46.7%
Travel	900	900	-	900	100.0%
Total	\$ 650,984	\$ 650,984	\$ 442,200	\$ 208,784	32.1%
1490 CSCD Cook Building					
Office Expense & Supplies	18,000	18,700	13,811	4,889	26.1%
Telephone & Utilities	83,914	83,914	38,752	45,162	53.8%
Maintenance & Repair	2,750	2,750	925	1,825	66.4%
Other Services & Charges	67,800	67,800	56,472	11,328	16.7%
Other Expenses	9,090	9,090	8,563	527	5.8%
Total	\$ 181,554	\$ 182,254	\$ 118,523	\$ 63,731	35.0%
1500 Mechanical Maintenance					
Salaries	\$ 292,656	\$ 292,656	\$ 186,892	\$ 105,764	36.1%
Salaries Overtime	25,000	25,000	40	24,960	99.8%
Other Salary & Supplements	1,980	1,980	1,447	533	26.9%
Employee Benefits	142,217	142,217	102,911	39,306	27.6%
Other Personnel Expense	2,000	2,000	705	1,295	64.8%
Office Expense & Supplies	3,500	3,500	322	3,178	90.8%
Telephone & Utilities	1,271,799	1,271,799	818,247	453,552	35.7%
Maintenance & Repair	12,026	12,026	3,321	8,705	72.4%
Professional Services	16,200	16,200	5,988	10,212	63.0%
Reserve Appropriations	750,000	750,000	-	750,000	100.0%
Other Services & Charges	1,500	1,500	383	1,117	74.4%
Total	\$ 2,518,878	\$ 2,518,878	\$ 1,120,257	\$ 1,398,621	55.5%

	Original FY 2017 / 18 Budget	Adjusted FY 2017 / 18 Budget	Year to Date Activity	Available Balance	Percent of Budget Available
1510 Agua Dulce Building					
Salaries	\$ 12,906	\$ 12,906	\$ 8,948	\$ 3,958	30.7%
Salaries Overtime	-	-	-	-	0.0%
Other Salary & Supplements	-	-	-	-	0.0%
Employee Benefits	8,760	8,760	6,808	1,952	22.3%
Office Expense & Supplies	1,400	1,400	740	660	47.2%
Telephone & Utilities	21,670	21,670	9,986	11,684	53.9%
Maintenance & Repair	500	500	178	322	64.4%
Total	\$ 45,236	\$ 45,236	\$ 26,659	\$ 18,577	41.1%
1520 Bishop Building					
Office Expense & Supplies	1,200	1,200	575	625	52.1%
Telephone & Utilities	39,850	39,850	28,905	10,945	27.5%
Maintenance & Repair	500	500	199	301	60.2%
Total	\$ 41,550	\$ 41,550	\$ 29,679	\$ 11,871	28.6%
1530 Port Aransas Building					
Salaries	\$ 11,471	\$ 11,471	\$ 8,179	\$ 3,292	28.7%
Employee Benefits	2,717	2,717	2,017	700	25.8%
Office Expense & Supplies	1,050	1,050	32	1,018	97.0%
Telephone & Utilities	20,301	20,301	565	19,736	97.2%
Maintenance & Repair	500	500	-	500	100.0%
Other Services & Charges	-	-	-	-	0.0%
Total	\$ 36,039	\$ 36,039	\$ 10,793	\$ 25,246	70.1%
1540 Johnny S. Calderon Co. Bldg					
Salaries	\$ 79,477	\$ 79,477	\$ 56,572	\$ 22,905	28.8%
Salaries Overtime	-	-	-	-	0.0%
Other Salary & Supplements	720	720	526	194	26.9%
Employee Benefits	42,062	42,062	32,318	9,744	23.2%
Office Expense & Supplies	4,500	4,500	2,311	2,189	48.6%
Telephone & Utilities	105,235	105,235	59,535	45,700	43.4%
Maintenance & Repair	1,950	1,950	343	1,607	82.4%
Other Services & Charges	200	200	72	128	64.2%
Total	\$ 234,144	\$ 234,144	\$ 151,677	\$ 82,467	35.2%

	Original FY 2017 / 18 Budget	Adjusted FY 2017 / 18 Budget	Year to Date Activity	Available Balance	Percent of Budget Available
1545 Keach Library Building					
Salaries	\$ 25,210	\$ 25,210	\$ 17,968	\$ 7,242	28.7%
Salaries Overtime	1,000	1,000	-	1,000	100.0%
Other Salary & Supplements	1,800	1,800	1,315	485	26.9%
Employee Benefits	14,079	14,079	10,871	3,208	22.8%
Office Expense & Supplies	1,400	2,900	1,578	1,322	45.6%
Telephone & Utilities	198,788	198,788	98,920	99,868	50.2%
Maintenance & Repair	500	500	67	433	86.5%
Other Services & Charges	-	-	-	-	0.0%
Total	\$ 242,777	\$ 244,277	\$ 130,720	\$ 113,557	46.5%
1550 Agriculture Bldg - Robstown					
Office Expense & Supplies	\$ -	\$ -	\$ -	\$ -	0.0%
Telephone & Utilities	13,500	13,500	2,488	11,012	81.6%
Maintenance & Repair	22,360	22,360	68	22,292	99.7%
Other Services & Charges	323	323	242	81	25.0%
Total	\$ 36,183	\$ 36,183	\$ 2,799	\$ 33,384	92.3%
1565 Medical Examiner Building					
Office Expense & Supplies	\$ 250	\$ 250	\$ -	\$ 250	100.0%
Telephone & Utilities	28,985	28,985	15,236	13,749	47.4%
Maintenance & Repair	500	500	113	387	77.4%
Total	\$ 29,735	\$ 29,735	\$ 15,349	\$ 14,386	48.4%
1570 Building Superintendent					
Salaries	\$ 338,458	\$ 338,458	\$ 215,727	\$ 122,731	36.3%
Salaries Overtime	2,500	5,500	3,349	2,151	39.1%
Other Salary & Supplements	4,890	4,890	3,863	1,027	21.0%
Employee Benefits	100,314	100,314	80,113	20,201	20.1%
Other Personnel Expense	8,648	8,648	3,699	4,949	57.2%
Office Expense & Supplies	5,222	5,222	1,493	3,729	71.4%
Telephone & Utilities	7,300	7,300	4,348	2,952	40.4%
Maintenance & Repair	2,088,627	2,077,827	1,198,381	879,446	42.3%
Professional Services	33,200	33,200	10,817	22,384	67.4%
Other Services & Charges	934,545	934,545	697,523	237,022	25.4%
Other Expenses	3,000	3,000	2,078	922	30.7%
Travel	4,000	4,000	-	4,000	100.0%
Total	\$ 3,530,704	\$ 3,522,904	\$ 2,221,391	\$ 1,301,513	36.9%

	Original FY 2017 / 18 Budget	Adjusted FY 2017 / 18 Budget	Year to Date Activity	Available Balance	Percent of Budget Available
1580 Welfare Bldg - Robstown					
Office Expense & Supplies	800	800	289	511	63.9%
Telephone & Utilities	20,746	20,746	10,161	10,585	51.0%
Maintenance & Repair	500	500	-	500	100.0%
Total	\$ 22,046	\$ 22,046	\$ 10,451	\$ 11,595	52.6%
1590 Hilltop Facility					
Salaries	\$ 70,782	\$ 70,782	\$ 42,692	\$ 28,090	39.7%
Salaries Overtime	-	-	0	(0)	0.0%
Other Salary & Supplements	780	780	570	210	26.9%
Employee Benefits	36,514	36,514	26,054	10,460	28.6%
Office Expense & Supplies	7,000	7,000	417	6,583	94.0%
Telephone & Utilities	41,518	41,518	18,468	23,050	55.5%
Maintenance & Repair	46,000	46,000	26,729	19,271	41.9%
Other Services & Charges	12,323	12,323	4,816	7,507	60.9%
Total	\$ 214,917	\$ 214,917	\$ 119,747	\$ 95,170	44.3%
1600 Precinct III Yard Buildings					
Office Expense & Supplies	\$ 500	\$ 500	\$ 245	\$ 255	51.1%
Telephone & Utilities	18,000	18,000	9,346	8,654	48.1%
Maintenance & Repair	500	1,600	677	923	57.7%
Total	\$ 19,000	\$ 20,100	\$ 10,268	\$ 9,832	48.9%
1740 McKenzie Jail Annex					
Salaries	\$ 101,213	\$ 101,213	\$ 52,577	\$ 48,636	48.1%
Salaries Overtime	4,000	4,000	-	4,000	100.0%
Employee Benefits	38,690	38,690	25,912	12,778	33.0%
Office Expense & Supplies	500	500	-	500	100.0%
Telephone & Utilities	605,763	605,763	341,046	264,717	43.7%
Maintenance & Repair	8,118	12,618	7,010	5,608	44.4%
Professional Services	-	-	-	-	0.0%
Other Services & Charges	3,823	3,823	476	3,347	87.5%
Total	\$ 762,107	\$ 766,607	\$ 427,021	\$ 339,586	44.3%

	Original FY 2017 / 18 Budget	Adjusted FY 2017 / 18 Budget	Year to Date Activity	Available Balance	Percent of Budget Available
1760 Robstown Community Building					
Office Expense & Supplies	\$ 1,500	\$ 1,500	\$ 1,577	\$ (77)	-5.1%
Telephone & Utilities	42,505	42,505	21,527	20,978	49.4%
Maintenance & Repair	36,500	35,500	13,660	21,840	61.5%
Other Services & Charges	5,000	6,000	3,491	2,509	41.8%
Total	\$ 85,505	\$ 85,505	\$ 40,255	\$ 45,250	52.9%
1770 Sr Community Services Bldgs.					
Office Expense & Supplies	\$ 1,000	\$ 1,000	\$ -	\$ 1,000	100.0%
Telephone & Utilities	37,247	37,247	18,635	18,612	50.0%
Maintenance & Repair	24,700	24,700	6,189	18,511	74.9%
Other Services & Charges	4,000	4,000	1,573	2,427	60.7%
Total	\$ 66,947	\$ 66,947	\$ 26,397	\$ 40,550	60.6%
1780 David Berlanga,Sr. Bldg					
Office Expense & Supplies	\$ 500	\$ 500	\$ -	\$ 500	100.0%
Telephone & Utilities	22,941	22,941	10,403	12,538	54.7%
Maintenance & Repair	12,850	12,850	963	11,888	92.5%
Other Services & Charges	1,760	1,760	715	1,045	59.3%
Total	\$ 38,051	\$ 38,051	\$ 12,081	\$ 25,970	68.2%
Total Buildings & Facilities	\$ 9,331,539	\$ 9,331,539	\$ 5,227,382	\$ 4,104,157	44.0%
Administration of Justice					
3110 County Court at Law 1					
Salaries	\$ 335,693	\$ 335,693	\$ 232,402	\$ 103,291	30.8%
Salaries Overtime	-	-	0	(0)	0.0%
Other Salary & Supplements	4,880	6,470	6,644	(174)	-2.7%
Employee Benefits	126,220	124,630	71,353	53,277	42.7%
Office Expense & Supplies	4,265	4,265	2,447	1,818	42.6%
Maintenance & Repair	500	500	117	383	76.7%
Professional Services	1,918	1,918	950	968	50.5%
Special Personnel Services	198,500	198,500	72,942	125,558	63.3%
Other Services & Charges	1,367	2,867	2,199	668	23.3%
Other Expenses	4,025	4,025	2,879	1,146	28.5%
Travel	1,300	1,300	-	1,300	100.0%
Total	\$ 678,668	\$ 680,168	\$ 391,933	\$ 288,235	42.4%

	Original FY 2017 / 18 Budget	Adjusted FY 2017 / 18 Budget	Year to Date Activity	Available Balance	Percent of Budget Available
3120 County Court at Law 2					
Salaries	\$ 321,570	\$ 321,570	\$ 237,414	\$ 84,156	26.2%
Salaries Overtime	-	-	-	-	0.0%
Other Salary & Supplements	4,760	4,760	1,995	2,765	58.1%
Employee Benefits	91,640	91,640	81,911	9,729	10.6%
Office Expense & Supplies	4,600	4,600	2,515	2,085	45.3%
Maintenance & Repair	500	500	240	260	51.9%
Professional Services	900	900	505	395	43.9%
Special Personnel Services	198,500	198,500	78,371	120,129	60.5%
Other Services & Charges	1,166	2,666	2,294	373	14.0%
Other Expenses	4,518	4,518	3,691	827	18.3%
Travel	1,300	1,300	844	456	35.1%
Total	\$ 629,454	\$ 630,954	\$ 409,780	\$ 221,174	35.1%
3130 County Court at Law 3					
Salaries	\$ 313,167	\$ 313,167	\$ 232,317	\$ 80,850	25.8%
Salaries Overtime	-	-	-	-	0.0%
Other Salary & Supplements	3,440	3,440	1,469	1,971	57.3%
Employee Benefits	89,610	89,610	65,504	24,106	26.9%
Office Expense & Supplies	3,465	3,465	2,834	631	18.2%
Maintenance & Repair	500	500	177	323	64.7%
Professional Services	1,918	1,818	1,325	493	27.1%
Special Personnel Services	198,500	198,500	80,647	117,853	59.4%
Other Services & Charges	1,868	3,268	2,526	742	22.7%
Other Expenses	4,518	4,518	3,691	827	18.3%
Travel	1,300	1,500	506	994	66.3%
Total	\$ 618,286	\$ 619,786	\$ 390,995	\$ 228,791	36.9%

	Original FY 2017 / 18 Budget	Adjusted FY 2017 / 18 Budget	Year to Date Activity	Available Balance	Percent of Budget Available
3140 County Court at Law 4					
Salaries	\$ 313,811	\$ 313,811	\$ 230,667	\$ 83,144	26.5%
Other Salary & Supplements	3,560	3,560	1,096	2,464	69.2%
Employee Benefits	93,678	93,678	67,509	26,169	27.9%
Office Expense & Supplies	3,565	3,565	1,697	1,868	52.4%
Telephone & Utilities	-	-	-	-	0.0%
Maintenance & Repair	500	500	117	383	76.7%
Professional Services	1,918	1,918	950	968	50.5%
Special Personnel Services	198,500	198,500	74,244	124,256	62.6%
Other Services & Charges	1,457	2,957	2,218	739	25.0%
Other Expenses	4,025	4,025	2,879	1,146	28.5%
Travel	1,300	1,300	-	1,300	100.0%
Total	\$ 622,314	\$ 623,814	\$ 381,377	\$ 242,437	38.9%
3150 County Court at Law 5					
Salaries	\$ 323,417	\$ 323,417	\$ 248,884	\$ 74,533	23.0%
Salaries Overtime	-	100	3	97	96.7%
Other Salary & Supplements	-	2,900	1,846	1,054	36.3%
Employee Benefits	111,117	111,117	80,283	30,834	27.7%
Office Expense & Supplies	6,000	6,630	4,588	2,042	30.8%
Maintenance & Repair	500	300	117	183	61.1%
Professional Services	1,918	1,418	920	498	35.1%
Special Personnel Services	433,500	533,500	444,433	89,067	16.7%
Other Services & Charges	1,408	3,178	2,416	762	24.0%
Other Expenses	6,500	6,500	4,255	2,245	34.5%
Travel	1,300	1,200	914	286	23.8%
Total	\$ 885,660	\$ 990,260	\$ 788,658	\$ 201,602	20.4%
3200 Legal Aid					
Salaries	\$ 59,301	\$ 59,301	\$ 43,335	\$ 15,966	26.9%
Employee Benefits	12,499	12,499	9,060	3,439	27.5%
Office Expense & Supplies	5,000	5,000	2,986	2,014	40.3%
Other Services & Charges	25,000	25,000	25,000	-	0.0%
Total	\$ 101,800	\$ 101,800	\$ 80,381	\$ 21,419	21.0%

	Original FY 2017 / 18 Budget	Adjusted FY 2017 / 18 Budget	Year to Date Activity	Available Balance	Percent of Budget Available
3250 Magistrate/ DWI Drug Court					
Salaries	\$ 194,051	\$ 194,051	\$ 141,284	\$ 52,767	27.2%
Salaries Overtime	-	-	-	-	0.0%
Other Salary & Supplements	1,800	1,800	1,315	485	26.9%
Employee Benefits	48,996	48,996	44,776	4,220	8.6%
Office Expense & Supplies	3,650	3,650	2,672	978	26.8%
Professional Services	1,200	1,200	-	1,200	100.0%
Special Personnel Services	5,000	5,000	-	5,000	100.0%
Other Services & Charges	700	700	340	360	51.4%
Other Expenses	7,000	7,000	4,699	2,301	32.9%
Travel	4,000	4,000	-	4,000	100.0%
Total	\$ 266,397	\$ 266,397	\$ 195,087	\$ 71,310	26.8%
3300 Court Administration					
Salaries	\$ 250,328	\$ 250,328	\$ 175,346	\$ 74,982	30.0%
Salaries Overtime	-	327	327	0	0.1%
Other Salary & Supplements	38,680	38,680	21,235	17,445	45.1%
Employee Benefits	100,530	100,530	85,146	15,384	15.3%
Office Expense & Supplies	5,200	5,200	4,900	300	5.8%
Food & Kitchen Expenses	1,200	1,950	1,699	251	12.9%
Maintenance & Repair	1,000	600	-	600	100.0%
Professional Services	500	2,025	1,273	752	37.1%
Special Personnel Services	292,500	167,073	2,260	164,813	98.6%
Other Services & Charges	49,765	49,765	54,303	(4,538)	-9.1%
Other Expenses	11,700	11,700	5,340	6,360	54.4%
Travel	2,600	2,225	557	1,668	75.0%
Total	\$ 754,003	\$ 630,403	\$ 352,386	\$ 278,017	44.1%

	Original FY 2017 / 18 Budget	Adjusted FY 2017 / 18 Budget	Year to Date Activity	Available Balance	Percent of Budget Available
3305 Title IV-D Court					
Salaries	\$ 127,525	\$ 127,525	\$ 92,502	\$ 35,023	27.5%
Other Salary & Supplements	1,740	1,740	1,271	469	26.9%
Employee Benefits	42,669	42,669	31,494	11,175	26.2%
Office Expense & Supplies	1,370	2,520	2,020	500	19.8%
Maintenance & Repair	250	250	117	133	53.3%
Professional Services	760	760	461	299	39.4%
Other Services & Charges	300	150	-	150	100.0%
Total	\$ 174,614	\$ 175,614	\$ 127,864	\$ 47,750	27.2%
3310 28th District Court					
Salaries	\$ 167,086	\$ 167,086	\$ 121,617	\$ 45,469	27.2%
Salaries Overtime	1,000	1,000	-	1,000	100.0%
Other Salary & Supplements	23,060	23,060	16,745	6,315	27.4%
Employee Benefits	62,886	62,886	34,793	28,093	44.7%
Office Expense & Supplies	3,825	3,825	1,292	2,533	66.2%
Maintenance & Repair	500	500	117	383	76.7%
Professional Services	2,018	2,018	555	1,463	72.5%
Special Personnel Services	352,140	352,140	130,298	221,842	63.0%
Other Services & Charges	1,593	3,093	2,170	923	29.8%
Other Expenses	3,335	3,335	2,309	1,026	30.8%
Travel	1,500	1,500	-	1,500	100.0%
Total	\$ 618,943	\$ 620,443	\$ 309,895	\$ 310,548	50.1%

	Original FY 2017 / 18 Budget	Adjusted FY 2017 / 18 Budget	Year to Date Activity	Available Balance	Percent of Budget Available
3320 94th District Court					
Salaries	\$ 168,418	\$ 168,418	\$ 122,211	\$ 46,207	27.4%
Salaries Overtime	1,000	1,000	-	1,000	100.0%
Other Salary & Supplements	23,060	23,060	16,174	6,886	29.9%
Employee Benefits	67,106	67,106	49,755	17,351	25.9%
Office Expense & Supplies	3,825	3,825	1,434	2,391	62.5%
Maintenance & Repair	500	500	117	383	76.7%
Professional Services	2,018	2,018	880	1,138	56.4%
Special Personnel Services	352,140	352,140	245,245	106,895	30.4%
Other Services & Charges	2,200	3,700	2,625	1,075	29.1%
Other Expenses	3,140	3,140	2,595	545	17.3%
Travel	1,500	1,500	830	670	44.6%
Total	\$ 624,907	\$ 626,407	\$ 441,867	\$ 184,540	29.5%
3330 105th District Court					
Salaries	\$ 146,911	\$ 146,911	\$ 106,698	\$ 40,213	27.4%
Salaries Overtime	1,000	100	5	95	95.2%
Other Salary & Supplements	20,000	20,000	13,939	6,061	30.3%
Employee Benefits	50,217	50,217	43,401	6,816	13.6%
Office Expense & Supplies	3,525	2,185	923	1,262	57.8%
Maintenance & Repair	500	500	117	383	76.7%
Professional Services	2,018	2,018	1,105	913	45.3%
Special Personnel Services	185,140	185,140	137,680	47,460	25.6%
Other Services & Charges	1,687	3,187	2,289	898	28.2%
Other Expenses	2,800	2,800	1,815	985	35.2%
Travel	1,500	3,740	3,688	52	1.4%
Total	\$ 415,298	\$ 416,798	\$ 311,658	\$ 105,140	25.2%

	Original FY 2017 / 18 Budget	Adjusted FY 2017 / 18 Budget	Year to Date Activity	Available Balance	Percent of Budget Available
3340 117th District Court					
Salaries	\$ 180,190	\$ 180,190	\$ 131,053	\$ 49,137	27.3%
Salaries Overtime	1,000	1,000	-	1,000	100.0%
Other Salary & Supplements	23,000	23,000	16,613	6,387	27.8%
Employee Benefits	69,425	69,425	54,628	14,797	21.3%
Office Expense & Supplies	3,625	3,625	1,672	1,953	53.9%
Maintenance & Repair	500	500	117	383	76.7%
Professional Services	2,018	2,018	880	1,138	56.4%
Special Personnel Services	352,140	352,140	180,294	171,846	48.8%
Other Services & Charges	1,366	2,866	2,075	792	27.6%
Other Expenses	3,140	3,140	2,641	499	15.9%
Travel	1,500	1,500	814	686	45.7%
Total	\$ 637,904	\$ 639,404	\$ 390,786	\$ 248,618	38.9%
3350 148th District Court					
Salaries	\$ 153,337	\$ 153,337	\$ 111,552	\$ 41,785	27.3%
Salaries Overtime	1,000	1,000	524	476	47.6%
Other Salary & Supplements	21,800	21,800	15,906	5,894	27.0%
Employee Benefits	67,782	67,782	50,560	17,222	25.4%
Office Expense & Supplies	3,525	3,525	2,129	1,396	39.6%
Maintenance & Repair	500	500	117	383	76.7%
Professional Services	2,018	2,018	980	1,038	51.5%
Special Personnel Services	352,140	352,140	166,892	185,248	52.6%
Other Services & Charges	2,200	3,700	2,625	1,075	29.1%
Other Expenses	3,220	3,220	1,619	1,601	49.7%
Travel	1,500	1,500	830	670	44.7%
Total	\$ 609,022	\$ 610,522	\$ 353,733	\$ 256,789	42.1%

	Original FY 2017 / 18 Budget	Adjusted FY 2017 / 18 Budget	Year to Date Activity	Available Balance	Percent of Budget Available
3360 214th District Court					
Salaries	\$ 145,559	\$ 145,559	\$ 105,703	\$ 39,856	27.4%
Salaries Overtime	1,000	600	461	139	23.1%
Other Salary & Supplements	20,000	18,200	13,500	4,700	25.8%
Employee Benefits	69,603	69,603	43,807	25,796	37.1%
Office Expense & Supplies	3,925	3,725	2,764	961	25.8%
Maintenance & Repair	500	300	117	183	61.1%
Professional Services	2,018	2,566	1,305	1,261	49.2%
Special Personnel Services	352,140	352,140	220,695	131,445	37.3%
Other Services & Charges	2,200	3,482	2,625	857	24.6%
Other Expenses	2,610	2,610	1,619	991	38.0%
Travel	1,500	3,770	-	3,770	100.0%
Total	\$ 601,055	\$ 602,555	\$ 392,594	\$ 209,961	34.8%
3370 319th District Court					
Salaries	\$ 159,390	\$ 159,390	\$ 115,835	\$ 43,555	27.3%
Salaries Overtime	1,000	1,800	1,798	2	0.1%
Other Salary & Supplements	21,800	22,300	16,247	6,053	27.1%
Employee Benefits	53,197	53,197	39,853	13,344	25.1%
Office Expense & Supplies	3,825	3,325	1,561	1,764	53.1%
Maintenance & Repair	500	500	117	383	76.7%
Professional Services	2,018	1,718	555	1,163	67.7%
Special Personnel Services	352,140	352,140	213,940	138,200	39.2%
Other Services & Charges	1,629	3,129	2,197	932	29.8%
Other Expenses	3,000	3,000	1,970	1,030	34.3%
Travel	1,500	1,000	-	1,000	100.0%
Total	\$ 599,999	\$ 601,499	\$ 394,071	\$ 207,428	34.5%

	Original FY 2017 / 18 Budget	Adjusted FY 2017 / 18 Budget	Year to Date Activity	Available Balance	Percent of Budget Available
3380 347th District Court					
Salaries	\$ 173,327	\$ 173,327	\$ 124,645	\$ 48,682	28.1%
Salaries Overtime	1,000	1,000	889	112	11.2%
Other Salary & Supplements	23,360	23,360	15,955	7,405	31.7%
Employee Benefits	84,637	84,637	63,293	21,344	25.2%
Office Expense & Supplies	4,125	4,125	2,250	1,875	45.5%
Maintenance & Repair	500	500	116	384	76.7%
Professional Services	2,018	2,018	955	1,063	52.7%
Special Personnel Services	352,140	352,140	244,800	107,340	30.5%
Other Services & Charges	2,044	3,544	2,508	1,036	29.2%
Other Expenses	3,000	3,000	2,024	976	32.5%
Travel	1,500	1,500	284	1,216	81.0%
Total	\$ 647,651	\$ 649,151	\$ 457,719	\$ 191,432	29.5%
3480 Juvenile Probation					
Salaries	\$ 1,621,950	\$ 1,621,950	\$ 1,162,016	\$ 459,934	28.4%
Salaries Overtime	4,500	4,500	3,133	1,367	30.4%
Other Salary & Supplements	23,975	23,975	18,893	5,082	21.2%
Employee Benefits	731,620	731,620	527,094	204,526	28.0%
Other Personnel Expense	52,000	52,000	34,292	17,708	34.1%
Office Expense & Supplies	27,050	27,050	15,825	11,225	41.5%
Food & Kitchen Expenses	-	-	-	-	0.0%
Telephone & Utilities	10,200	10,200	3,171	7,029	68.9%
Maintenance & Repair	16,414	16,414	8,621	7,793	47.5%
Professional Services	11,600	11,600	4,407	7,193	62.0%
Other Services & Charges	21,936	21,936	18,011	3,925	17.9%
Other Expenses	13,600	13,600	10,299	3,301	24.3%
Travel	35,000	35,000	22,419	12,581	35.9%
Total	\$ 2,569,845	\$ 2,569,845	\$ 1,828,183	\$ 741,662	28.9%

	Original FY 2017 / 18 Budget	Adjusted FY 2017 / 18 Budget	Year to Date Activity	Available Balance	Percent of Budget Available
3490 Juvenile Detention					
Salaries	\$ 868,587	\$ 868,587	\$ 575,874	\$ 292,713	33.7%
Salaries Overtime	27,560	27,560	25,759	1,801	6.5%
Other Salary & Supplements	55,280	55,280	28,183	27,098	49.0%
Employee Benefits	392,170	392,170	290,055	102,115	26.0%
Office Expense & Supplies	9,300	9,300	8,137	1,163	12.5%
Food & Kitchen Expenses	110,000	110,000	86,092	23,908	21.7%
Maintenance & Repair	11,500	11,500	2,459	9,041	78.6%
Professional Services	7,000	7,000	2,821	4,179	59.7%
Other Services & Charges	11,000	11,000	1,816	9,184	83.5%
Other Expenses	14,220	14,220	10,886	3,334	23.4%
Travel	1,800	1,800	168	1,632	90.7%
Total	\$ 1,508,417	\$ 1,508,417	\$ 1,032,250	\$ 476,167	31.6%
3492 Juvenile Justice Post-Adjudica					
Salaries	\$ 1,044,534	\$ 1,025,008	\$ 613,685	\$ 411,323	40.1%
Salaries Overtime	30,000	30,000	28,115	1,885	6.3%
Other Salary & Supplements	35,840	54,566	32,031	22,535	41.3%
Employee Benefits	422,518	422,518	308,331	114,187	27.0%
Other Personnel Expense	-	800	177	623	77.9%
Office Expense & Supplies	8,050	8,050	5,344	2,706	33.6%
Food & Kitchen Expenses	115,000	115,000	52,161	62,839	54.6%
Maintenance & Repair	11,300	11,300	3,131	8,169	72.3%
Professional Services	6,300	6,300	4,142	2,158	34.3%
Other Services & Charges	9,000	9,000	3,408	5,592	62.1%
Other Expenses	4,300	4,300	2,165	2,135	49.6%
Travel	900	900	811	89	9.8%
Total	\$ 1,687,742	\$ 1,687,742	\$ 1,053,501	\$ 634,241	37.6%

	Original FY 2017 / 18 Budget	Adjusted FY 2017 / 18 Budget	Year to Date Activity	Available Balance	Percent of Budget Available
3510 District Clerk-Jury Admin					
Salaries	\$ 70,263	\$ 70,263	\$ 50,000	\$ 20,263	28.8%
Salaries Overtime	4,400	4,400	-	4,400	100.0%
Other Salary & Supplements	17,120	17,120	6,766	10,354	60.5%
Employee Benefits	22,632	22,632	17,241	5,391	23.8%
Office Expense & Supplies	127,300	127,300	68,267	59,033	46.4%
Maintenance & Repair	45,359	45,359	45,359	-	0.0%
Professional Services	25,300	25,300	13,600	11,700	46.2%
Special Personnel Services	640,530	640,530	225,810	414,720	64.7%
Other Expenses	-	-	208	(208)	0.0%
Total	\$ 952,904	\$ 952,904	\$ 427,252	\$ 525,860	55.2%
3530 District Clerk					
Salaries	\$ 1,903,027	\$ 1,903,027	\$ 1,338,719	\$ 564,308	29.7%
Salaries Overtime	10,000	10,000	4,390	5,610	56.1%
Other Salary & Supplements	30,440	30,440	20,479	9,961	32.7%
Employee Benefits	840,244	840,244	662,852	177,392	21.1%
Other Personnel Expense	10,260	10,260	7,633	2,627	25.6%
Office Expense & Supplies	117,060	117,060	91,420	25,640	21.9%
Telephone & Utilities	-	-	-	-	0.0%
Maintenance & Repair	4,000	4,000	1,695	2,305	57.6%
Professional Services	10,000	10,000	1,590	8,410	84.1%
Other Services & Charges	500	500	295	205	41.1%
Other Expenses	29,000	29,000	21,562	7,438	25.6%
Travel	10,000	10,000	2,818	7,182	71.8%
Total	\$ 2,964,531	\$ 2,964,531	\$ 2,153,453	\$ 811,078	27.4%

	Original FY 2017 / 18 Budget	Adjusted FY 2017 / 18 Budget	Year to Date Activity	Available Balance	Percent of Budget Available
3600 Justice of the Peace 1-1					
Salaries	\$ 179,427	\$ 179,427	\$ 130,088	\$ 49,339	27.5%
Salaries Overtime	1,000	1,000	991	9	0.9%
Other Salary & Supplements	3,720	3,720	1,834	1,886	50.7%
Employee Benefits	73,144	73,144	54,901	18,243	24.9%
Other Personnel Expense	3,900	3,900	2,925	975	25.0%
Office Expense & Supplies	5,200	5,200	4,395	805	15.5%
Telephone & Utilities	700	700	398	302	43.2%
Maintenance & Repair	500	500	-	500	100.0%
Professional Services	725	725	230	495	68.3%
Special Personnel Services	400	400	-	400	100.0%
Other Services & Charges	655	655	266	389	59.4%
Other Expenses	9,213	9,213	5,615	3,598	39.1%
Travel	3,500	3,500	1,533	1,967	56.2%
Total	\$ 282,084	\$ 282,084	\$ 203,176	\$ 78,908	28.0%
3610 Justice of the Peace 1-2					
Salaries	\$ 181,076	\$ 181,076	\$ 131,483	\$ 49,593	27.4%
Salaries Overtime	1,000	1,000	-	1,000	100.0%
Other Salary & Supplements	4,500	4,500	1,096	3,404	75.6%
Employee Benefits	62,014	62,014	40,036	21,978	35.4%
Other Personnel Expense	3,900	3,900	2,925	975	25.0%
Office Expense & Supplies	8,300	7,936	4,044	3,892	49.0%
Telephone & Utilities	1,000	1,000	398	602	60.2%
Maintenance & Repair	500	500	-	500	100.0%
Professional Services	600	600	300	300	50.0%
Special Personnel Services	300	300	-	300	100.0%
Other Services & Charges	300	664	-	664	100.0%
Other Expenses	3,470	3,470	2,604	866	25.0%
Travel	3,500	3,500	1,367	2,133	60.9%
Total	\$ 270,460	\$ 270,460	\$ 184,253	\$ 86,207	31.9%

	Original FY 2017 / 18 Budget	Adjusted FY 2017 / 18 Budget	Year to Date Activity	Available Balance	Percent of Budget Available
3613 Justice of the Peace 1-3					
Salaries	\$ 156,158	\$ 156,158	\$ 113,751	\$ 42,407	27.2%
Salaries Overtime	1,000	1,165	1,164	1	0.1%
Other Salary & Supplements	15,800	15,800	11,591	4,209	26.6%
Employee Benefits	65,989	65,989	56,762	9,227	14.0%
Other Personnel Expense	3,900	3,900	2,925	975	25.0%
Office Expense & Supplies	4,100	4,100	1,833	2,267	55.3%
Telephone & Utilities	1,200	1,200	714	486	40.5%
Maintenance & Repair	500	500	128	372	74.4%
Professional Services	1,000	1,000	450	550	55.0%
Special Personnel Services	400	400	-	400	100.0%
Other Services & Charges	300	300	-	300	100.0%
Other Expenses	2,150	2,150	1,429	721	33.5%
Travel	4,000	3,835	1,740	2,095	54.6%
Total	\$ 256,497	\$ 256,497	\$ 192,487	\$ 64,010	25.0%
3621 Justice of the Peace 2-1					
Salaries	\$ 179,858	\$ 179,858	\$ 126,002	\$ 53,856	29.9%
Salaries Overtime	1,000	1,000	240	760	76.0%
Other Salary & Supplements	4,080	4,080	1,666	2,414	59.2%
Employee Benefits	81,758	81,758	59,372	22,386	27.4%
Other Personnel Expense	3,900	3,900	2,925	975	25.0%
Office Expense & Supplies	6,300	6,300	4,417	1,883	29.9%
Telephone & Utilities	2,800	2,800	1,846	954	34.1%
Maintenance & Repair	700	900	243	657	73.0%
Professional Services	1,200	1,200	300	900	75.0%
Special Personnel Services	-	-	-	-	0.0%
Other Services & Charges	28,505	28,505	20,572	7,933	27.8%
Other Expenses	2,510	2,510	1,739	771	30.7%
Travel	5,000	4,800	941	3,859	80.4%
Total	\$ 317,611	\$ 317,611	\$ 220,263	\$ 97,349	30.7%

	Original FY 2017 / 18 Budget	Adjusted FY 2017 / 18 Budget	Year to Date Activity	Available Balance	Percent of Budget Available
3622 Justice of the Peace 2-2					
Salaries	\$ 157,552	\$ 157,552	\$ 115,137	\$ 42,415	26.9%
Salaries Overtime	1,000	1,000	130	870	87.0%
Other Salary & Supplements	15,220	15,220	8,738	6,482	42.6%
Employee Benefits	61,738	61,738	46,829	14,909	24.1%
Other Personnel Expense	3,900	3,900	2,925	975	25.0%
Office Expense & Supplies	5,300	5,300	4,603	697	13.2%
Telephone & Utilities	720	720	398	322	44.8%
Maintenance & Repair	500	500	290	210	42.0%
Professional Services	600	750	750	-	0.0%
Special Personnel Services	300	300	-	300	100.0%
Other Services & Charges	200	350	340	10	2.9%
Other Expenses	3,200	3,200	1,819	1,381	43.2%
Travel	4,000	3,700	2,190	1,510	40.8%
Total	\$ 254,230	\$ 254,230	\$ 184,148	\$ 70,082	27.6%
3630 Justice of the Peace 3					
Salaries	\$ 123,781	\$ 123,781	\$ 84,421	\$ 39,360	31.8%
Salaries Overtime	-	12	12	0	0.9%
Other Salary & Supplements	7,200	7,188	877	6,311	87.8%
Employee Benefits	73,707	73,707	47,027	26,680	36.2%
Other Personnel Expense	3,900	3,900	2,925	975	25.0%
Office Expense & Supplies	2,850	2,850	580	2,270	79.7%
Telephone & Utilities	-	-	-	-	0.0%
Maintenance & Repair	700	700	145	555	79.3%
Professional Services	1,900	1,050	880	170	16.2%
Other Services & Charges	300	300	-	300	100.0%
Other Expenses	2,226	2,226	1,483	743	33.4%
Travel	4,000	4,850	3,368	1,482	30.6%
Total	\$ 220,564	\$ 220,564	\$ 141,718	\$ 78,846	35.7%

	Original FY 2017 / 18 Budget	Adjusted FY 2017 / 18 Budget	Year to Date Activity	Available Balance	Percent of Budget Available
3640 Justice of the Peace 4					
Salaries	\$ 126,747	\$ 126,747	\$ 88,147	\$ 38,600	30.5%
Salaries Overtime	-	100	64	36	35.5%
Other Salary & Supplements	-	-	115	(115)	0.0%
Employee Benefits	54,105	54,105	35,804	18,301	33.8%
Other Personnel Expense	3,900	3,900	2,925	975	25.0%
Office Expense & Supplies	2,600	2,600	1,842	758	29.2%
Maintenance & Repair	300	300	-	300	100.0%
Professional Services	500	500	150	350	70.0%
Special Personnel Services	500	500	-	500	100.0%
Other Services & Charges	300	300	350	(50)	-16.7%
Other Expenses	2,207	2,207	1,321	886	40.2%
Travel	2,500	2,400	853	1,547	64.4%
Total	\$ 193,659	\$ 193,659	\$ 131,572	\$ 62,087	32.1%
3650 Justice of the Peace 5-1					
Salaries	\$ 160,110	\$ 160,110	\$ 116,370	\$ 43,740	27.3%
Salaries Overtime	500	500	-	500	100.0%
Other Salary & Supplements	11,000	11,000	2,192	8,808	80.1%
Employee Benefits	74,134	74,134	52,955	21,179	28.6%
Other Personnel Expense	3,900	3,900	2,925	975	25.0%
Office Expense & Supplies	5,600	5,600	3,878	1,723	30.8%
Maintenance & Repair	500	500	340	160	32.0%
Professional Services	1,000	1,000	300	700	70.0%
Special Personnel Services	225	225	-	225	100.0%
Other Services & Charges	500	500	244	256	51.3%
Other Expenses	2,509	2,509	1,657	852	34.0%
Travel	3,300	3,300	1,362	1,938	58.7%
Total	\$ 263,278	\$ 263,278	\$ 182,222	\$ 81,056	30.8%

	Original FY 2017 / 18 Budget	Adjusted FY 2017 / 18 Budget	Year to Date Activity	Available Balance	Percent of Budget Available
3655 Justice of the Peace 5-2					
Salaries	\$ 128,556	\$ 128,556	\$ 93,962	\$ 34,594	26.9%
Other Salary & Supplements	1,320	1,320	965	355	26.9%
Employee Benefits	58,969	58,969	44,746	14,223	24.1%
Other Personnel Expense	3,900	3,900	2,925	975	25.0%
Office Expense & Supplies	1,500	1,500	608	892	59.5%
Telephone & Utilities	-	-	-	-	0.0%
Maintenance & Repair	250	400	359	41	10.3%
Professional Services	500	350	150	200	57.1%
Other Services & Charges	100	100	-	100	100.0%
Other Expenses	1,300	1,300	621	679	52.2%
Travel	4,200	4,200	1,289	2,911	69.3%
Total	\$ 200,595	\$ 200,595	\$ 145,625	\$ 54,970	27.4%
3890 Medical Examiner					
Salaries	\$ 751,608	\$ 751,608	\$ 542,487	\$ 209,121	27.8%
Salaries Overtime	10,000	10,000	4,837	5,163	51.6%
Other Salary & Supplements	133,000	133,000	105,865	27,135	20.4%
Employee Benefits	258,444	258,444	198,232	60,212	23.3%
Other Personnel Expense	13,640	13,640	9,968	3,672	26.9%
Office Expense & Supplies	18,300	15,900	12,048	3,852	24.2%
Telephone & Utilities	2,148	2,148	1,401	747	34.8%
Maintenance & Repair	10,300	5,000	134	4,866	97.3%
Professional Services	130,000	140,800	99,059	41,741	29.6%
Special Personnel Services	-	-	-	-	0.0%
Other Services & Charges	140,172	151,672	111,054	40,618	26.8%
Other Expenses	5,000	5,400	5,579	(179)	-3.3%
Travel	8,000	13,000	10,132	2,869	22.1%
Total	\$ 1,480,612	\$ 1,500,612	\$ 1,100,794	\$ 399,818	26.6%
Total Administration of Justice	\$ 22,909,004	\$ 22,929,004	\$ 15,351,680	\$ 7,577,428	33.0%

	Original FY 2017 / 18 Budget	Adjusted FY 2017 / 18 Budget	Year to Date Activity	Available Balance	Percent of Budget Available
Law Enforcement & Corrections					
3520 District Attorney					
Salaries	\$ 3,381,540	\$ 3,381,540	\$ 2,294,175	\$ 1,087,365	32.2%
Salaries Overtime	5,500	1,300	620	680	52.3%
Other Salary & Supplements	105,371	153,115	99,137	53,978	35.3%
Employee Benefits	1,243,126	1,237,526	909,693	327,833	26.5%
Other Personnel Expense	19,805	19,805	17,532	2,273	11.5%
Office Expense & Supplies	89,000	66,500	56,512	9,988	15.0%
Telephone & Utilities	3,600	3,600	1,441	2,159	60.0%
Maintenance & Repair	24,536	12,036	8,646	3,390	28.2%
Professional Services	65,315	56,315	26,465	29,850	53.0%
Special Personnel Services	20,000	15,000	8,191	6,809	45.4%
Other Services & Charges	24,859	29,915	13,877	16,039	53.6%
Other Expenses	48,218	43,218	31,732	11,486	26.6%
Travel	27,000	38,000	27,959	10,041	26.4%
Total	\$ 5,057,870	\$ 5,057,870	\$ 3,495,980	\$ 1,561,890	30.9%
3700 County Sheriff					
Salaries	\$ 2,701,305	\$ 2,701,305	\$ 1,874,948	\$ 826,357	30.6%
Salaries Overtime	95,000	95,000	104,765	(9,765)	-10.3%
Other Salary & Supplements	118,319	118,319	119,367	(1,048)	-0.9%
Employee Benefits	1,213,197	1,213,197	920,609	292,588	24.1%
Other Personnel Expense	-	500	76	424	84.8%
Office Expense & Supplies	49,000	49,000	33,732	15,268	31.2%
Food & Kitchen Expenses	-	-	-	-	0.0%
Telephone & Utilities	79,119	79,119	53,672	25,447	32.2%
Maintenance & Repair	391,752	391,752	192,979	198,773	50.7%
Professional Services	31,500	31,500	15,636	15,865	50.4%
Special Personnel Services	7,000	7,000	-	7,000	100.0%
Other Services & Charges	1,428,324	1,443,999	1,339,535	104,464	7.2%
Other Expenses	29,960	29,960	20,645	9,315	31.1%
Travel	8,500	8,500	1,400	7,100	83.5%
Capital Outlay	-	-	-	-	0.0%
Total	\$ 6,152,976	\$ 6,169,151	\$ 4,677,364	\$ 1,491,787	24.2%

	Original FY 2017 / 18 Budget	Adjusted FY 2017 / 18 Budget	Year to Date Activity	Available Balance	Percent of Budget Available
3710 ID Jail Division					
Salaries	\$ 508,471	\$ 508,471	\$ 316,009	\$ 192,462	37.9%
Salaries Overtime	25,000	25,000	41,103	(16,103)	-64.4%
Other Salary & Supplements	7,560	7,560	25,869	(18,309)	-242.2%
Employee Benefits	230,245	230,245	173,767	56,478	24.5%
Office Expense & Supplies	20,000	20,000	10,715	9,285	46.4%
Maintenance & Repair	52,500	52,500	44	52,456	99.9%
Professional Services	500	500	-	500	100.0%
Other Services & Charges	500	500	26	474	94.7%
Other Expenses	4,664	4,664	3,269	1,395	29.9%
Travel	700	700	-	700	100.0%
Total	\$ 850,140	\$ 850,140	\$ 570,803	\$ 279,337	32.9%
3720 Jail					
Salaries	\$ 8,294,532	\$ 8,294,532	\$ 5,365,054	\$ 2,929,478	35.3%
Salaries Overtime	992,000	992,000	1,378,579	(386,579)	-39.0%
Other Salary & Supplements	232,271	232,271	190,514	41,757	18.0%
Employee Benefits	3,824,387	3,824,387	2,961,111	863,276	22.6%
Other Personnel Expense	-	5,000	4,919	81	1.6%
Office Expense & Supplies	171,000	171,000	142,915	28,085	16.4%
Food & Kitchen Expenses	1,430,000	1,430,000	953,581	476,419	33.3%
Telephone & Utilities	500	500	2,103	(1,603)	-320.7%
Maintenance & Repair	127,000	127,000	83,602	43,398	34.2%
Professional Services	6,000	6,000	125	5,875	97.9%
Special Personnel Services	8,000	8,000	660	7,340	91.8%
Reserve Appropriations	50,000	50,000	-	50,000	100.0%
Other Services & Charges	191,793	186,793	81,106	105,687	56.6%
Other Expenses	22,252	22,252	19,092	3,160	14.2%
Travel	1,800	1,800	730	1,070	59.4%
Total	\$ 15,351,535	\$ 15,351,535	\$ 11,184,091	\$ 4,167,444	27.1%

	Original FY 2017 / 18 Budget	Adjusted FY 2017 / 18 Budget	Year to Date Activity	Available Balance	Percent of Budget Available
3810 Constable 1					
Salaries	\$ 466,083	\$ 466,083	\$ 327,572	\$ 138,511	29.7%
Salaries Overtime	-	-	-	-	0.0%
Other Salary & Supplements	28,878	28,878	18,550	10,328	35.8%
Employee Benefits	202,547	202,547	168,385	34,162	16.9%
Other Personnel Expense	7,020	7,020	5,265	1,755	25.0%
Office Expense & Supplies	5,400	5,400	3,623	1,777	32.9%
Telephone & Utilities	1,550	1,550	979	571	36.9%
Maintenance & Repair	61,000	63,800	47,014	16,786	26.3%
Professional Services	1,000	-	-	-	0.0%
Other Services & Charges	10,418	10,418	7,021	3,397	32.6%
Other Expenses	2,279	2,279	1,542	737	32.3%
Travel	1,800	-	-	-	0.0%
Total	\$ 787,975	\$ 787,975	\$ 579,952	\$ 208,023	26.4%
3820 Constable 2					
Salaries	\$ 421,540	\$ 421,540	\$ 302,894	\$ 118,646	28.1%
Other Salary & Supplements	25,321	25,321	19,017	6,304	24.9%
Employee Benefits	198,932	198,932	152,117	46,815	23.5%
Other Personnel Expense	7,020	7,020	5,265	1,755	25.0%
Office Expense & Supplies	6,100	6,100	2,874	3,226	52.9%
Telephone & Utilities	1,950	1,950	1,258	692	35.5%
Maintenance & Repair	57,338	57,338	30,165	27,173	47.4%
Professional Services	1,930	1,930	471	1,459	75.6%
Other Services & Charges	9,470	9,470	4,635	4,835	51.1%
Other Expenses	1,989	1,989	1,435	554	27.8%
Travel	2,000	2,000	-	2,000	100.0%
Total	\$ 733,590	\$ 733,590	\$ 520,132	\$ 213,458	29.1%

	Original FY 2017 / 18 Budget	Adjusted FY 2017 / 18 Budget	Year to Date Activity	Available Balance	Percent of Budget Available
3830 Constable 3					
Salaries	\$ 275,633	\$ 275,633	\$ 195,986	\$ 79,647	28.9%
Salaries Overtime	9,500	9,500	13	9,487	99.9%
Other Salary & Supplements	10,840	10,840	8,155	2,685	24.8%
Employee Benefits	131,613	131,613	96,287	35,326	26.8%
Other Personnel Expense	7,020	7,020	5,265	1,755	25.0%
Office Expense & Supplies	3,300	3,300	1,176	2,124	64.4%
Telephone & Utilities	1,910	1,910	795	1,115	58.4%
Maintenance & Repair	52,575	47,575	24,947	22,628	47.6%
Professional Services	1,000	1,000	200	800	80.0%
Other Services & Charges	6,614	11,614	7,726	3,888	33.5%
Other Expenses	2,011	2,011	1,296	715	35.6%
Travel	1,100	1,100	-	1,100	100.0%
Capital Outlay	-	-	-	-	0.0%
Total	\$ 503,116	\$ 503,116	\$ 341,847	\$ 161,269	32.1%
3840 Constable 4					
Salaries	\$ 350,691	\$ 350,691	\$ 246,605	\$ 104,086	29.7%
Salaries Overtime	4,000	4,000	7,787	(3,787)	-94.7%
Other Salary & Supplements	15,000	15,000	12,051	2,949	19.7%
Employee Benefits	151,016	151,016	126,652	24,364	16.1%
Other Personnel Expense	7,020	7,020	5,265	1,755	25.0%
Office Expense & Supplies	2,200	2,500	2,247	253	10.1%
Food & Kitchen Expenses	1,000	1,000	-	1,000	100.0%
Telephone & Utilities	1,100	1,100	1,435	(335)	-30.5%
Maintenance & Repair	54,700	54,700	22,663	32,037	58.6%
Professional Services	500	900	840	60	6.7%
Other Services & Charges	5,437	5,437	3,666	1,771	32.6%
Other Expenses	1,971	1,971	992	979	49.7%
Travel	1,000	300	-	300	100.0%
Total	\$ 595,635	\$ 595,635	\$ 430,203	\$ 165,432	27.8%

	Original FY 2017 / 18 Budget	Adjusted FY 2017 / 18 Budget	Year to Date Activity	Available Balance	Percent of Budget Available
3850 Constable 5					
Salaries	\$ 568,168	\$ 568,168	\$ 397,509	\$ 170,659	30.0%
Salaries Overtime	3,500	3,500	707	2,793	79.8%
Other Salary & Supplements	31,500	31,500	23,177	8,323	26.4%
Employee Benefits	250,177	250,177	195,664	54,513	21.8%
Office Expense & Supplies	6,200	6,200	2,046	4,154	67.0%
Telephone & Utilities	3,600	3,600	2,066	1,534	42.6%
Maintenance & Repair	91,980	92,180	58,449	33,731	36.6%
Professional Services	800	2,100	1,360	740	35.2%
Other Services & Charges	27,196	25,696	14,103	11,593	45.1%
Other Expenses	3,249	3,249	2,155	1,094	33.7%
Travel	5,700	5,700	1,216	4,484	78.7%
Total	<u>\$ 992,070</u>	<u>\$ 992,070</u>	<u>\$ 698,451</u>	<u>\$ 293,619</u>	29.6%
Total Law Enforcement & Corrections	<u>\$ 31,024,907</u>	<u>\$ 31,041,082</u>	<u>\$ 22,498,823</u>	<u>\$ 8,542,259</u>	27.5%
Social Services					
4110 Social Services-Administration					
Salaries	\$ 696,259	\$ 696,259	\$ 458,264	\$ 237,995	34.2%
Salaries Overtime	-	51	51	0	0.4%
Other Salary & Supplements	6,060	6,060	3,902	2,158	35.6%
Employee Benefits	280,603	280,603	190,800	89,803	32.0%
Other Personnel Expense	14,401	14,401	11,299	3,102	21.5%
Office Expense & Supplies	11,100	9,700	2,622	7,078	73.0%
Telephone & Utilities	700	700	398	302	43.2%
Maintenance & Repair	1,000	949	-	949	100.0%
Professional Services	25,575	25,575	1,514	24,061	94.1%
Special Personnel Services	-	1,000	568	433	43.3%
Other Services & Charges	36,340	37,040	27,260	9,780	26.4%
Other Expenses	10,572	10,572	6,629	3,943	37.3%
Travel	1,100	800	-	800	100.0%
Total	<u>\$ 1,083,710</u>	<u>\$ 1,083,710</u>	<u>\$ 703,307</u>	<u>\$ 380,403</u>	35.1%
4120 Direct Social Services					
Food & Kitchen Expenses	\$ 77,307	\$ 52,307	\$ 18,620	\$ 33,687	64.4%
Telephone & Utilities	140,000	160,000	125,666	34,334	21.5%
Other Services & Charges	364,000	369,000	221,732	147,268	39.9%
Total	<u>\$ 581,307</u>	<u>\$ 581,307</u>	<u>\$ 366,019</u>	<u>\$ 215,288</u>	37.0%

	Original FY 2017 / 18 Budget	Adjusted FY 2017 / 18 Budget	Year to Date Activity	Available Balance	Percent of Budget Available
4130 Children Protective Services					
Salaries	\$ 29,723	\$ 29,723	\$ 21,154	\$ 8,569	28.8%
Other Salary & Supplements	-	-	-	-	0.0%
Employee Benefits	14,015	14,015	10,513	3,502	25.0%
Office Expense & Supplies	3,720	3,720	231	3,489	93.8%
Telephone & Utilities	-	-	-	-	0.0%
Maintenance & Repair	500	500	-	500	100.0%
Professional Services	400	400	-	400	100.0%
Other Services & Charges	56,600	56,600	25,943	30,657	54.2%
Travel	2,000	2,000	-	2,000	100.0%
Total	\$ 106,958	\$ 106,958	\$ 57,842	\$ 49,116	45.9%
4190 Senior Community Services					
Salaries	\$ 472,483	\$ 472,483	\$ 337,459	\$ 135,024	28.6%
Salaries Overtime	1,000	1,000	-	1,000	100.0%
Other Salary & Supplements	27,180	27,180	16,991	10,189	37.5%
Employee Benefits	216,036	216,036	175,139	40,897	18.9%
Office Expense & Supplies	7,500	9,000	7,275	1,725	19.2%
Food & Kitchen Expenses	160,000	160,000	107,576	52,424	32.8%
Telephone & Utilities	5,020	5,020	3,178	1,842	36.7%
Maintenance & Repair	45,084	40,784	19,909	20,875	51.2%
Professional Services	1,400	1,400	-	1,400	100.0%
Other Services & Charges	7,118	9,918	4,867	5,051	50.9%
Other Expenses	5,809	5,809	4,203	1,606	27.6%
Travel	450	450	-	450	100.0%
Total	\$ 949,080	\$ 949,080	\$ 676,598	\$ 272,482	28.7%
4195 Hilltop Community Services					
Salaries	\$ 36,712	\$ 36,712	\$ 26,131	\$ 10,581	28.8%
Salaries Overtime	-	-	-	-	0.0%
Employee Benefits	15,479	15,479	11,499	3,980	25.7%
Office Expense & Supplies	2,500	3,500	1,597	1,903	54.4%
Maintenance & Repair	1,000	-	-	-	0.0%
Professional Services	450	450	35	415	92.2%
Other Services & Charges	-	-	-	-	0.0%
Other Expenses	1,991	1,991	1,175	816	41.0%
Total	\$ 58,132	\$ 58,132	\$ 40,437	\$ 17,695	30.4%
4300 Social Mental Services					
Special Personnel Services	45,000	45,000	1,100	43,900	97.6%
Other Services & Charges	98,714	98,714	56,456	42,258	42.8%
Total	\$ 143,714	\$ 143,714	\$ 57,556	\$ 86,158	60.0%
Total Social Services	\$ 2,922,901	\$ 2,922,901	\$ 1,901,757	\$ 1,021,144	34.9%

	Original FY 2017 / 18 Budget	Adjusted FY 2017 / 18 Budget	Year to Date Activity	Available Balance	Percent of Budget Available
Health, Safety & Sanitation					
5100 Emergency Services					
Other Services & Charges	34,800	37,200	24,320	12,880	34.6%
Total	\$ 34,800	\$ 37,200	\$ 24,320	\$ 12,880	34.6%
5105 Emergency Management					
Salaries	\$ 106,663	\$ 106,663	\$ 77,365	\$ 29,298	27.5%
Salaries Overtime	-	-	-	-	0.0%
Employee Benefits	30,646	30,646	22,795	7,851	25.6%
Office Expense & Supplies	4,600	4,600	4,614	(14)	-0.3%
Telephone & Utilities	8,235	8,235	6,204	2,031	24.7%
Maintenance & Repair	9,000	9,000	4,699	4,301	47.8%
Professional Services	4,000	2,500	1,980	520	20.8%
Other Services & Charges	39,323	37,073	21,234	15,839	42.7%
Other Expenses	-	1,500	54	1,446	96.4%
Travel	3,000	5,250	4,825	425	8.1%
Capital Outlay	-	-	-	-	0.0%
Total	\$ 205,467	\$ 205,467	\$ 143,770	\$ 61,697	30.0%
5110 Commissioners Diabetes Fund					
Total	\$ -	\$ -	\$ -	\$ -	0.0%
	\$ -	\$ -	\$ -	\$ -	0.0%
5200 911 Program					
Salaries	\$ 33,446	\$ 33,446	\$ 23,798	\$ 9,648	28.8%
Salaries Overtime	-	-	-	-	0.0%
Other Salary & Supplements	720	720	526	194	26.9%
Employee Benefits	14,942	14,942	11,158	3,784	25.3%
Office Expense & Supplies	600	600	101	499	83.2%
Telephone & Utilities	420	420	-	420	100.0%
Maintenance & Repair	2,260	2,260	126	2,134	94.4%
Professional Services	700	700	30	670	95.7%
Other Services & Charges	543	543	379	164	30.2%
Travel	800	800	-	800	100.0%
Total	\$ 54,431	\$ 54,431	\$ 36,118	\$ 18,313	33.6%

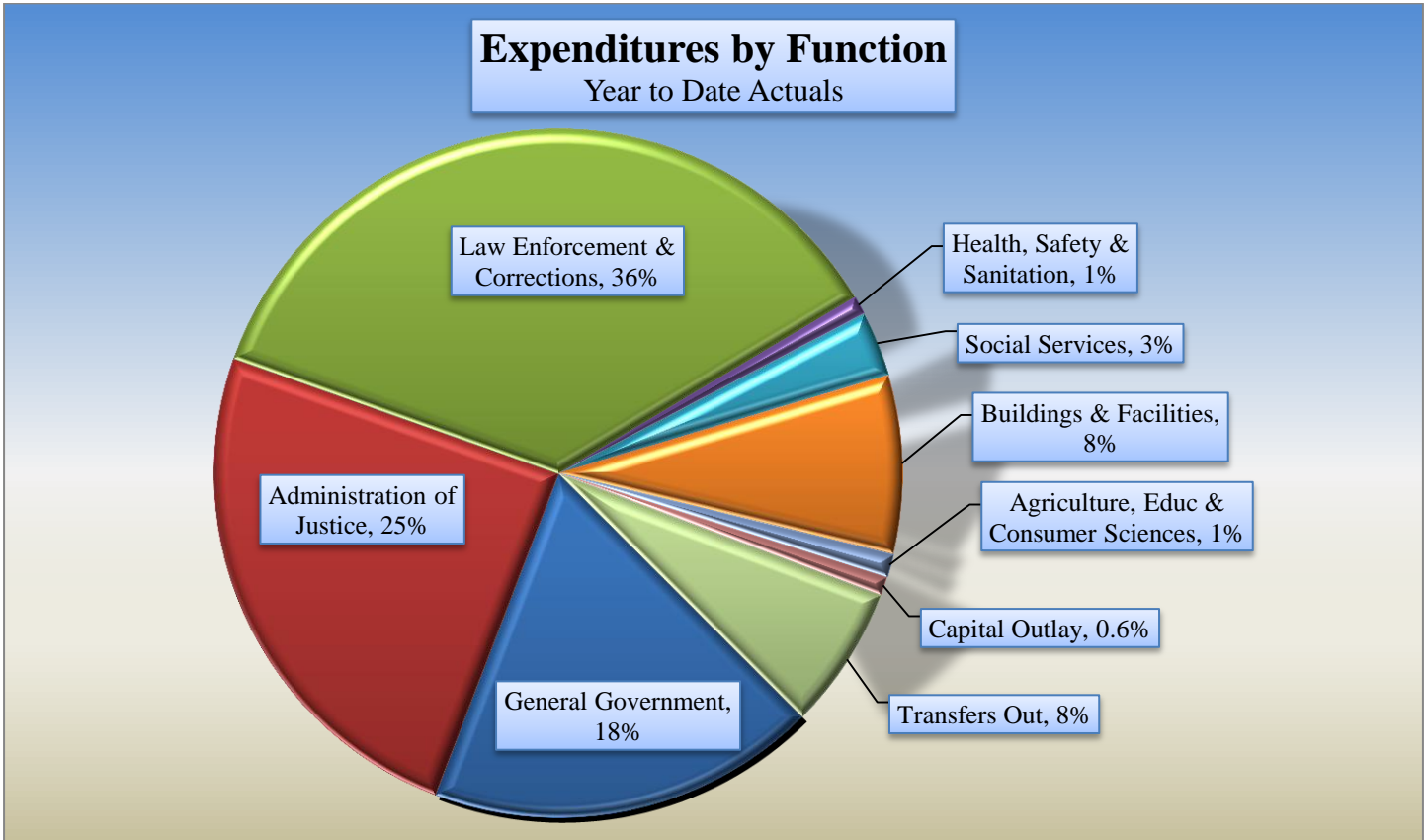
	Original FY 2017 / 18 Budget	Adjusted FY 2017 / 18 Budget	Year to Date Activity	Available Balance	Percent of Budget Available
5220 Environmental Enforcement					
Salaries	\$ 73,445	\$ 73,445	\$ 52,259	\$ 21,186	28.8%
Salaries Overtime	1,000	1,000	-	1,000	100.0%
Other Salary & Supplements	660	660	482	178	26.9%
Employee Benefits	24,641	24,641	18,530	6,111	24.8%
Office Expense & Supplies	800	800	476	324	40.5%
Telephone & Utilities	7,741	7,741	3,466	4,275	55.2%
Maintenance & Repair	12,717	12,717	6,407	6,310	49.6%
Professional Services	11,575	11,575	6,537	5,038	43.5%
Other Services & Charges	1,750	1,750	243	1,507	86.1%
Travel	2,700	2,700	2,059	641	23.8%
Total	\$ 137,029	\$ 137,029	\$ 90,459	\$ 46,570	34.0%
5330 Animal Control					
Salaries	\$ 193,357	\$ 193,357	\$ 139,056	\$ 54,301	28.1%
Salaries Overtime	6,500	6,500	3,685	2,815	43.3%
Other Salary & Supplements	720	720	965	(245)	-34.0%
Employee Benefits	81,266	81,266	62,438	18,828	23.2%
Office Expense & Supplies	2,600	1,650	1,265	385	23.4%
Food & Kitchen Expenses	2,500	2,500	582	1,918	76.7%
Telephone & Utilities	6,155	6,155	3,330	2,825	45.9%
Maintenance & Repair	34,500	33,000	27,098	5,902	17.9%
Professional Services	1,000	1,000	99	901	90.1%
Other Services & Charges	7,760	9,760	5,736	4,024	41.2%
Other Expenses	1,229	1,229	785	444	36.1%
Travel	700	1,150	644	506	44.0%
Total	\$ 338,287	\$ 338,287	\$ 245,682	\$ 92,605	27.4%
Total Health, Safety & Sanitation	\$ 770,014	\$ 772,414	\$ 540,349	\$ 232,065	30.0%

	Original FY 2017 / 18 Budget	Adjusted FY 2017 / 18 Budget	Year to Date Activity	Available Balance	Percent of Budget Available
Agriculture, Educ & Consumer Scs					
6110 Agricultural Extension					
Salaries	\$ 120,931	\$ 120,931	\$ 86,258	\$ 34,673	28.7%
Other Salary & Supplements	54,018	54,018	39,475	14,543	26.9%
Employee Benefits	77,088	77,088	53,275	23,813	30.9%
Other Personnel Expense	-	-	-	-	0.0%
Office Expense & Supplies	4,900	2,900	1,819	1,081	37.3%
Telephone & Utilities	2,200	2,200	1,333	867	39.4%
Maintenance & Repair	16,700	18,727	12,724	6,003	32.1%
Professional Services	1,500	1,500	843	657	43.8%
Other Services & Charges	6,321	6,321	4,823	1,498	23.7%
Other Expenses	6,531	6,531	4,055	2,476	37.9%
Travel	13,000	12,973	9,930	3,043	23.5%
Total	\$ 303,189	\$ 303,189	\$ 214,534	\$ 88,655	29.2%
6210 Family & Consumer Sciences					
Salaries	\$ 29,724	\$ 29,724	\$ 21,154	\$ 8,570	28.8%
Other Salary & Supplements	20,973	20,973	15,327	5,646	26.9%
Employee Benefits	18,212	18,212	11,805	6,407	35.2%
Office Expense & Supplies	3,300	3,000	1,259	1,741	58.0%
Food & Kitchen Expenses	300	300	-	300	100.0%
Telephone & Utilities	2,700	2,700	1,635	1,065	39.4%
Maintenance & Repair	6,120	6,120	2,383	3,737	61.1%
Professional Services	1,000	1,300	412	888	68.3%
Other Services & Charges	823	823	460	363	44.1%
Other Expenses	6,531	6,531	4,001	2,530	38.7%
Travel	3,000	3,000	2,032	968	32.3%
Total	\$ 92,683	\$ 92,683	\$ 60,467	\$ 32,216	34.8%

	Original FY 2017 / 18 Budget	Adjusted FY 2017 / 18 Budget	Year to Date Activity	Available Balance	Percent of Budget Available
6310 County Library					
Salaries	\$ 262,964	\$ 252,946	\$ 176,754	\$ 76,192	30.1%
Salaries Overtime	-	157	156	1	0.4%
Other Salary & Supplements	48,000	58,018	36,849	21,169	36.5%
Employee Benefits	118,277	118,277	88,619	29,658	25.1%
Other Personnel Expense	17,500	17,500	11,774	5,726	32.7%
Office Expense & Supplies	24,500	15,322	13,507	1,815	11.8%
Maintenance & Repair	4,000	7,344	1,095	6,249	85.1%
Professional Services	21,000	28,727	27,877	850	3.0%
Other Services & Charges	64,950	58,750	49,761	8,989	15.3%
Other Expenses	3,336	3,336	2,407	929	27.9%
Travel	4,000	8,150	5,138	3,012	37.0%
Total	<u>\$ 568,527</u>	<u>\$ 568,527</u>	<u>\$ 413,937</u>	<u>\$ 154,590</u>	27.2%
Total Agriculture, Education & Consumer Sciences	<u>\$ 964,399</u>	<u>\$ 964,399</u>	<u>\$ 688,937</u>	<u>\$ 275,462</u>	28.6%
Capital Outlay					
1900 Capital Outlay					
Office Expense & Supplies	\$ 136,500	\$ 136,500	\$ 40,147	\$ 96,353	70.6%
Maintenance & Repair	-	81,867	72,029	9,838	12.0%
Capital Outlay	933,500	851,633	445,090	406,543	47.7%
Total	<u>\$ 1,070,000</u>	<u>\$ 1,070,000</u>	<u>\$ 557,266</u>	<u>\$ 512,734</u>	47.9%
Total Capital Outlay	<u>\$ 1,070,000</u>	<u>\$ 1,070,000</u>	<u>\$ 557,266</u>	<u>\$ 512,734</u>	47.9%
Transfers Out					
9110 Transfers					
Operating Transfers-Out	\$ 9,162,199	\$ 9,162,199	\$ 4,203,209	\$ 4,958,990	54.1%
Total	<u>\$ 9,162,199</u>	<u>\$ 9,162,199</u>	<u>\$ 4,203,209</u>	<u>\$ 4,958,990</u>	54.1%
Total Transfers Out	<u>\$ 9,162,199</u>	<u>\$ 9,162,199</u>	<u>\$ 4,203,209</u>	<u>\$ 4,958,990</u>	54.1%
Grand Total General Fund	<u>\$ 97,975,165</u>	<u>\$ 97,975,165</u>	<u>\$ 62,408,221</u>	<u>\$ 35,569,448</u>	36.3%

**Nueces County, Texas
General Fund
June 30, 2018**

**General Fund Expenditures by Function
Year to Date Actuals**



Function	Year to Date Actuals	Percent of Total
General Government	\$11,438,818	18%
Administration of Justice	15,351,680	25%
Law Enforcement & Corrections	22,498,823	36%
Health, Safety & Sanitation	540,349	1%
Social Services	1,901,757	3%
Buildings & Facilities	5,227,382	8%
Agriculture, Educ & Consumer Sciences	688,937	1%
Capital Outlay	557,266	0.9%
Transfers Out	4,203,209	7%
Total	\$62,408,221	100%

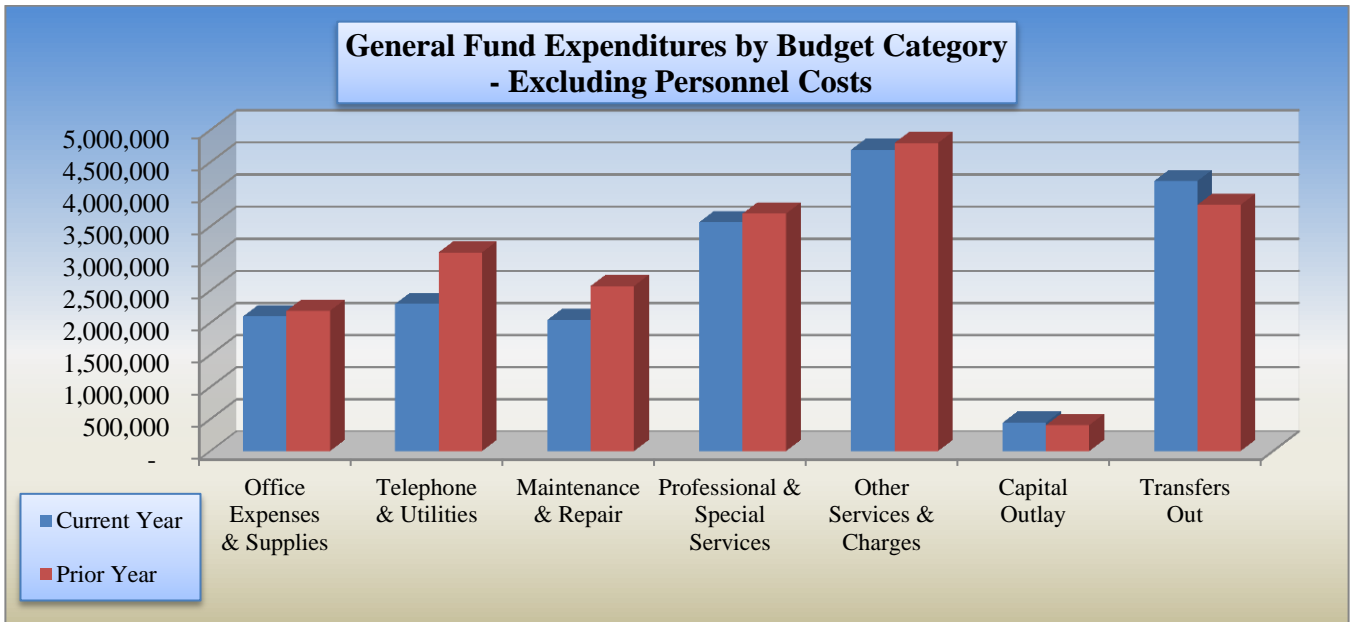
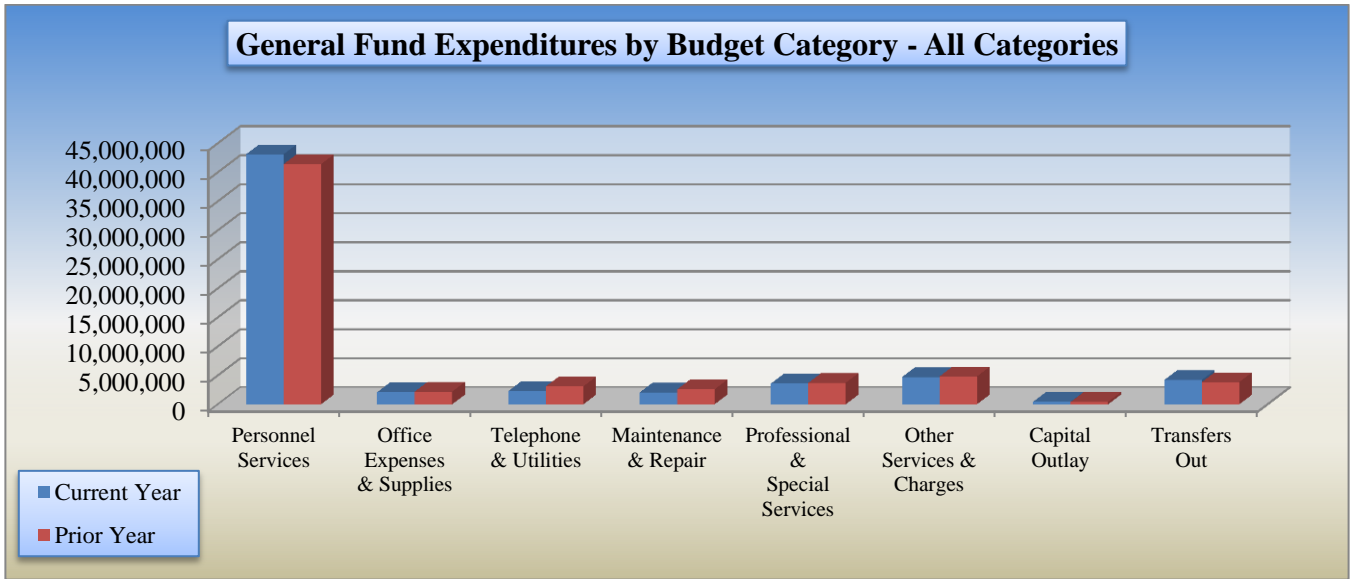
Nueces County, Texas
Comparison of Current Year to Prior Year Expenditures
General Fund
June 2017 vs June 2018

	2017 - 2018 Fiscal Year to Date <u>Actual</u>	2016 - 2017 Prior Year to Date <u>Actual</u>	Increase (Decrease)	Current to Prior Year Percentage Change
Salaries and Supplements	\$ 30,214,621	\$ 29,457,588	\$ 757,032	2.6%
Employee Benefits	12,614,577	11,664,884	949,692	8.1%
Other Personnel Expense	248,293	247,159	1,134	0.5%
Office Expense & Supplies	875,983	899,789	(23,806)	-2.6%
Food & Kitchen Expenses	1,221,212	1,284,657	(63,446)	-4.9%
Telephone & Utilities	2,290,635	3,092,997	(802,362)	-25.9%
Maint & Repair	2,039,540	2,569,608	(530,067)	-20.6%
Professional Services	1,033,547	1,019,470	14,076	1.4%
Special Personnel Services	2,529,068	2,677,180	(148,112)	-5.5%
Other Services & Charges	4,217,899	4,299,488	(81,589)	-1.9%
Other Expense	322,853	310,268	12,585	4.1%
Travel	151,695	187,601	(35,905)	-19.1%
Capital Outlay	445,090	404,723	40,367	10.0%
Transfer to Other Funds	4,203,209	3,832,057	371,152	9.7%
Total General Fund Expenditures	\$ 62,408,221	\$ 61,947,470	\$ 460,752	0.7%

	Personnel Services	Office Expenses & Supplies	Telephone & Utilities	Maintenance & Repair	Professional & Special Services	Other Services & Charges	Capital Outlay	Transfers Out	Total
Current Year	43,077,490	2,097,194	2,290,635	2,039,540	3,562,614	4,692,448	445,090	4,203,209	62,408,221
Prior Year	41,369,632	2,184,446	3,092,997	2,569,608	3,696,650	4,797,356	404,723	3,832,057	61,947,470

**Nueces County, Texas
General Fund
June 30, 2018**

**General Fund 2 Year Comparison
Year to Date Actuals**



Nueces County, Texas
Statement of Expenditures Budget to Actual
Road and Bridge Fund
June 30, 2018

	Original FY 2017/18 Budget	Adjusted FY 2017/18 Budget	Year to Date Activity	Available Balance	Percent of Budget Available
<u>Road & Bridge</u>					
Salaries	\$ 2,590,535	\$ 2,590,535	\$ 1,525,609	\$ 1,064,926	41%
Employee Benefits	1,142,069	1,142,069	790,623	351,446	31%
Other Personnel Expense	10,688	10,688	7,811	2,877	27%
Office Expense & Supplies	16,686	20,986	15,996	4,990	24%
Food & Kitchen Expenses	-	-	-	-	0%
Telephone & Utilities	111,632	111,632	40,933	70,699	63%
Maint & Repair -Equip &	395,000	395,000	300,622	94,378	24%
Gasoline & Fuel	325,000	325,000	188,032	136,968	42%
Maint & Repair -Bldgs & Grounds	110,000	70,000	50,312	19,688	28%
Maint & Repair -Roads & Bridges	2,634,000	2,682,700	2,175,706	506,994	19%
Professional Services	70,000	70,000	37,886	32,114	46%
Reserve Apropriation	1,000,000	1,000,000	-	1,000,000	100%
Other Services & Charges	96,648	96,648	58,351	38,297	40%
Other Expense	9,800	9,800	6,874	2,926	30%
Travel	6,000	6,000	2,841	3,159	53%
Capital Outlay	633,770	620,770	583,697	37,073	6%
Operating Transfers-Out	16,080	16,080	-	16,080	100%
Subtotal - Road & Bridge	\$ 9,167,908	\$ 9,167,908	\$ 5,785,292	\$ 3,382,616	37%
<u>Engineering</u>					
Salaries	\$ 462,612	\$ 462,612	\$ 317,958	\$ 144,654	31%
Salary - Department Head	-	-	-	-	0%
Employee Benefits	162,872	162,872	117,388	45,484	28%
Other Personnel Expense	13,800	13,800	9,960	3,840	28%
Office Expense & Supplies	8,050	8,050	2,181	5,869	73%
Maint & Repair -Equip &	4,000	4,000	628	3,372	84%
Gasoline / Fuel	3,000	3,000	1,316	1,684	56%
Professional Services	30,420	30,420	8,165	22,255	73%
Other Services & Charges	12,423	12,423	11,331	1,092	9%
Travel	4,000	4,000	1,450	2,550	64%
Capital Outlay	7,500	7,500	4,888	2,612	35%
Subtotal Engineering	\$ 708,677	\$ 708,677	\$ 475,266	\$ 233,411	33%
Road & Bridge Operating Net	\$ 8,459,231	\$ 8,459,231	\$ 5,310,026	\$ 3,149,205	
<u>Road Right of Way</u>					
Professional Services	\$ -	\$ 5,200	\$ 5,200	\$ -	0%
Other Services & Charges	131,982	126,782	-	126,782	100%
Subtotal - Road Right of Way	\$ 131,982	\$ 131,982	\$ 5,200	\$ 126,782	96%
Total Expenditures Road & Bridge	\$ 10,008,567	\$ 10,008,567	\$ 6,265,759	\$ 3,742,808	37%

Nueces County, Texas
Comparison of Current Year to Prior Year Expenditures
Road and Bridge Fund
June 2017 vs June 2018

<u>Road & Bridge</u>	2017 - 18 Fiscal Year to Date <u>Actual</u>	2016 - 17 Prior Year to Date <u>Actual</u>	Increase (Decrease)	Current to Prior Year Percentage Change
Salaries	\$ 1,843,567	\$ 1,875,653	\$ (32,086)	-1.7%
Employee benefits	908,011	887,370	20,641	2.3%
Other Personnel Expense	17,771	17,895	(125)	-0.7%
Office Expense & Supplies	18,177	22,282	(4,106)	-18.4%
Food & Kitchen Expenses	-	20	(20)	-100.0%
Telephone & Utilities	40,933	50,597	(9,663)	-19.1%
Maintenance & Repair	2,716,616	1,866,919	849,697	45.5%
Professional Services	51,251	37,083	14,168	38.2%
Other Services & Charges	69,682	81,192	(11,510)	-14.2%
Other Expense	6,874	6,666	208	3.1%
Travel	4,291	2,911	1,380	47.4%
Capital Outlay	588,585	466,421	122,164	26.2%
Transfer to Other Funds	-	164,729	(164,729)	-100.0%
Total Expenditures Road & Bridge	\$ 6,265,759	\$ 5,479,738	\$ 786,020	14.3%

Nueces County, Texas
Statement of Expenditures Budget to Actual
Inland and Coastal Parks Fund
June 30, 2018

	Original FY 2017/18 Budget	Adjusted FY 2017/18 Budget	Year to Date Activity	Remaining Balance	Percent of Budget Available
<u>Inland Parks</u>					
Salaries	\$ 720,950	\$ 720,950	\$ 471,214	\$ 249,736	34.6%
Employee Benefits	367,549	367,549	262,420	105,129	28.6%
Office Expense & Supplies	8,551	17,551	9,198	8,353	47.6%
Telephone & Utilities	196,020	196,020	112,773	83,247	42.5%
Maint & Repair - Equip & Veh	50,000	65,000	91,044	(26,044)	-40.1%
Gasoline/Fuel	55,000	55,000	-	55,000	100.0%
Maint & Repair - Bldg & Grounds	155,000	137,000	108,284	28,716	21.0%
Professional Services	5,000	23,000	15,915	7,085	30.8%
Contingency Appropriations	-	-	-	-	0.0%
Other Services & Charges	47,264	62,264	28,805	33,459	53.7%
Other Expense	1,200	1,200	785	415	34.6%
Travel	500	500	-	500	100.0%
Capital Outlay	155,000	116,000	50,186	65,814	56.7%
Total Expenditures - Inland Parks	\$ 1,762,034	\$ 1,762,034	\$ 1,150,625	\$ 611,409	34.7%
<u>Coastal Parks</u>					
Salaries	\$ 797,894	\$ 806,537	\$ 509,088	\$ 297,449	36.9%
Employee Benefits	328,232	328,232	237,146	91,086	27.8%
Other Personnel Expense	6,480	6,480	4,736	1,744	26.9%
Office Expense & Supplies	22,300	22,300	17,850	4,450	20.0%
Telephone & Utilities	581,000	581,000	265,809	315,191	54.2%
Maint & Repair - Equip & Veh	30,000	54,900	61,573	(6,673)	-12.2%
Gasoline/Fuel	38,428	38,428	-	38,428	100.0%
Maint & Repair - Bldg & Grounds	194,000	194,000	100,486	93,514	48.2%
Professional Services	70,000	45,000	6,884	38,116	84.7%
Special Personnel Services	4,900	-	-	-	0.0%
Other Services & Charges	359,477	359,477	164,480	194,997	54.2%
Other Expense	122,671	122,671	18,984	103,687	84.5%
Travel	4,000	357	357	0	0.1%
Capital Outlay	85,000	85,000	2,650	82,350	96.9%
Transfer to Other Funds	-	-	-	-	0.0%
Subtotal - Coastal Parks	\$ 2,644,382	\$ 2,644,382	\$ 1,390,041	\$ 1,254,341	47.4%
<u>Beach Improvements</u>					
Salaries	\$ 40,000	\$ 40,000	\$ -	\$ 40,000	100.0%
Maint & Repair - Equip & Veh	20,000	20,000	-	20,000	100.0%
Maint & Repair - Bldg & Grounds	20,000	51,724	(5,406)	57,130	110.5%
Professional Services	20,000	44,500	31,500	13,000	29.2%
Contingency Appropriations	128,186	71,962	-	71,962	100.0%
Transfer to Other Funds	170,000	170,000	-	170,000	100.0%
Subtotal - Beach Improvements	\$ 398,186	\$ 398,186	\$ 26,094	\$ 372,092	93.4%
<u>Pier Fund</u>					
Salaries	\$ 85,000	\$ 85,000	\$ 42,599	\$ 42,401	49.9%
Employee Benefits	6,825	6,825	3,448	3,377	49.5%
Professional Services	-	-	-	-	0.0%
Telephone & Utilities	3,500	3,500	2,041	1,459	41.7%
Maint & Repair Bldg & Grounds	3,500	2,500	24	2,476	99.0%
Other Services & Charges	1,000	2,000	1,046	954	47.7%
Transfer to Other Funds	220,000	220,000	-	220,000	100.0%
Subtotal - Pier Fund	\$ 319,825	\$ 319,825	\$ 49,157	\$ 270,668	84.6%
Total Expenditures Coastal Parks	\$ 3,362,393	\$ 3,362,393	\$ 1,465,292	\$ 1,897,101	56.4%

Nueces County, Texas
Comparison of Current Year to Prior Year Expenditures
Inland and Coastal Parks Fund
June 2017 vs June 2018

	2017 - 18 Fiscal Year to Date Activity	2016 - 17 Prior Year to Date Activity	Increase (Decrease)	Current to Prior Year Percentage Change
<u>Inland Parks</u>				
Salaries	\$ 471,214	\$ 457,863	\$ 13,351	3%
Employee Benefits	262,420	256,717	5,703	2%
Office Expense & Supplies	9,198	20,714	(11,516)	-56%
Telephone & Utilities	112,773	121,130	(8,357)	-7%
Maintenance & Repair	161,968	160,789	1,180	1%
Gasoline/Fuel	37,360	30,853	6,506	21%
Professional Services	15,915	1,760	14,155	804%
Contingency Appropriations	-	-	-	0%
Other Services & Charges	28,805	57,497	(28,692)	-50%
Other Expense	785	855	(70)	-8%
Travel	-	-	-	0%
Capital Outlay	50,186	65,867	(15,680)	-24%
Total Expenditures - Inland Parks	\$ 1,150,625	\$ 1,174,043	\$ (23,419)	-2%
<u>Coastal Parks</u>				
Salaries	\$ 509,088	\$ 518,951	\$ (9,863)	-2%
Employee Benefits	237,146	233,228	3,918	2%
Other Personnel Expense	4,736	4,736	-	0%
Office Expense & Supplies	17,850	17,887	(37)	0%
Telephone & Utilities	265,809	351,093	(85,284)	-24%
Maintenance & Repair	162,059	220,605	(58,547)	-27%
Professional Services	6,884	12,577	(5,694)	-45%
Other Services & Charges	164,480	304,356	(139,876)	-46%
Other Expense	18,984	119,437	(100,453)	-84%
Travel	357	1,190	(833)	-70%
Capital Outlay	2,650	76,008	(73,359)	-97%
Transfer to Other Funds	-	-	-	0%
Subtotal - Coastal Parks	\$ 1,390,041	\$ 1,860,067	\$ (470,026)	-25%
<u>Beach Improvements</u>				
Maint & Repair	\$ (5,406)	\$ 10,260	\$ (15,666)	-153%
Professional Services	31,500	34,000	(2,500)	-7%
Transfer to Other Funds	-	80,000	(80,000)	-
Subtotal - Beach Improvements	\$ 26,094	\$ 124,260	\$ (98,166)	-79%
<u>Pier Fund</u>				
Salaries	\$ 42,599	\$ 46,468	\$ (3,869)	-8%
Employee Benefits	3,448	3,802	(354)	-9%
Office Expense & Supplies	-	-	-	0%
Telephone & Utilities	2,041	2,130	(89)	-4%
Maint & Repair Bldg & Grounds	24	1,250	(1,226)	-98%
Other Services & Charges	1,046	440	606	138%
Transfer to Other Funds	-	-	-	0%
Subtotal - Pier Fund	\$ 49,157	\$ 54,089	\$ (4,932)	-9%
Total Expenditures Coastal Parks	\$ 1,465,292	\$ 2,038,416	\$ (573,124)	-28%

Nueces County, Texas
Statement of Expenditures Budget to Actual
Airport Fund
June 30, 2018

	Original FY 2017/18 Budget	Adjusted FY 2017/18 Budget	Year to Date Activity	Balance	Percent of Budget Available
Airport					
Salaries	\$ 40,394	\$ 40,394	\$ 29,518	\$ 10,876	26.9%
Employee Benefits	16,932	16,932	13,618	3,314	19.6%
Office Expense & Supplies	1,500	1,500	244	1,256	83.7%
Telephone & Utilities	23,248	23,248	11,520	11,729	50.4%
Maintenance & Repair - Equipment & Vehicles	4,100	4,100	-	4,100	100.0%
Gasoline/Fuel	3,000	3,000	-	3,000	100.0%
Maintenance & Repair - Bldg & Grounds	25,000	25,000	14,197	10,803	43.2%
Professional Services	11,960	11,960	4,169	7,791	65.1%
Contingency Appropriations	34,364	34,364	-	34,364	100.0%
Other Services & Charges	8,074	8,074	4,847	3,227	40.0%
Other Expense	1,531	1,531	1,034	497	32.4%
Travel	2,000	2,000	379	1,621	81.1%
Transfer to Other Funds	50,000	50,000	13,871	36,129	72.3%
Total Expenditures Airport	\$ 222,103	\$ 222,103	\$ 93,397	\$ 128,706	57.9%

Nueces County, Texas
Comparison of Current Year to Prior Year Expenditures
Airport Fund
June 2017 vs June 2018

	2017 - 18 Fiscal Year to Actual	2016 - 17 Prior Year to Actual	Increase (Decrease)	Current to Prior Year Percentage Change
Airport				
Salaries	\$ 29,518	\$ 28,856	\$ 663	2.3%
Employee Benefits	13,618	13,157	461	3.5%
Office Expense & Supplies	244	310	(66)	-21.4%
Telephone & Utilities	11,520	13,281	(1,761)	-13.3%
Maintenance & Repair - Equipment & Vehicles	-	397	(397)	-100.0%
Gasoline/Fuel	-	128	(128)	-100.0%
Maintenance & Repair - Bldg & Grounds	14,197	21,123	(6,925)	-32.8%
Professional Services	4,169	200	3,969	1984.4%
Contingency Appropriations	-	-	-	0.0%
Other Services & Charges	4,847	6,814	(1,967)	-28.9%
Other Expense	1,034	1,144	(109)	-9.6%
Travel	379	1,241	(862)	-69.5%
Transfer to Other Funds	13,871	12,129	1,743	14.4%
Total Expenditures Airport	\$ 93,397	\$ 98,778	\$ (5,381)	-5.4%

Nueces County, Texas
Statement of Expenditures Budget to Actual
Commissioners Precinct Funds - Special Revenue Fund
June 30, 2018

	Original FY 2017/18 Budget	Adjusted FY 2017/18 Budget	Year to Date Activity	Available Balance
<u>County Judge - Department 0136</u>				
5350 Contingency Appropriation	\$ 371,553	\$ 371,553	\$ -	\$ 371,553
5487 Outside Agencies	20,000	20,000	13,400	6,600
Total Expenditures	<u>\$ 391,553</u>	<u>\$ 391,553</u>	<u>\$ 13,400</u>	<u>\$ 378,153</u>
<u>Commissioner Precinct 1 - Department 1387</u>				
5310 Professional Services Expense	\$ -	\$ 20,384	\$ 20,384	\$ -
5350 Contingency Appropriation	499,143	475,259	-	475,259
5487 Outside Agencies	20,000	23,500	18,000	5,500
Total Expenditures	<u>\$ 519,143</u>	<u>\$ 519,143</u>	<u>\$ 38,384</u>	<u>\$ 480,759</u>
<u>Commissioner Precinct 2 - Department 0137</u>				
5210 Office Expense & Supplies	\$ -	\$ 145	\$ 145	\$ -
5350 Contingency Appropriation	57,554	57,409	-	57,409
5487 Outside Agencies	20,000	20,000	14,100	5,900
Total Expenditures	<u>\$ 77,554</u>	<u>\$ 77,554</u>	<u>\$ 14,245</u>	<u>\$ 63,309</u>
<u>Commissioner Precinct 2 - Department 1300</u>				
5260 Maint & repair-Bldgs & Grounds	\$ -	\$ -	\$ 8,900	\$ (8,900)
5350 Contingency Appropriation	11,912	2,737	-	2,737
5610 Capital Outlay	-	8,900	-	8,900
Total Expenditures	<u>\$ 11,912</u>	<u>\$ 11,637</u>	<u>\$ 8,900</u>	<u>\$ 2,737</u>
<u>Commissioner Precinct 3 - Department 1388</u>				
5350 Contingency Appropriation	\$ 340,600	\$ 340,600	\$ -	\$ 340,600
5487 Outside Agencies	20,000	20,000	16,000	4,000
Total Expenditures	<u>\$ 360,600</u>	<u>\$ 360,600</u>	<u>\$ 16,000</u>	<u>\$ 344,600</u>
<u>Commissioner Precinct 4 - Department 0138</u>				
5240 Maint & Repair-Equip & Vehicle	\$ -	\$ 3,520	\$ 3,520	\$ -
5350 Contingency Appropriation	237,316	222,463	-	222,463
5487 Outside Agencies	20,000	20,500	14,000	6,500
5610 Capital Outlay	-	5,378	-	5,378
Total Expenditures	<u>\$ 257,316</u>	<u>\$ 251,861</u>	<u>\$ 17,520</u>	<u>\$ 234,341</u>

Nueces County, Texas
Commissioners Court - Diabetes Funds
For the 9 Months Ended June 30, 2018

County Judge Diabetic Fund - Project 511005		
	FY16-17 Appropriations	\$ 10,000
5221	Food & Edibles	<u>(3,644)</u>
	Total Diabetes Expenses	<u>(3,644)</u>
	Available Balance	<u>\$ 6,356</u>
Commissioner Precinct 1 - Project 511001		
	FY16-17 Appropriations	\$ 10,000
5443	Interlocal Agreement	<u>(6,000)</u>
	Total Diabetes Expenses	<u>(6,000)</u>
	Available Balance	<u>\$ 4,000</u>
Commissioner Precinct 2 - Project 511002		
	FY16-17 Appropriations	\$ 10,000
5443	Interlocal Agreement	<u>(8,000)</u>
	Total Diabetes Expenses	<u>(8,000)</u>
	Available Balance	<u>\$ 2,000</u>
Commissioner Precinct 3 - Project 511003		
	FY16-17 Appropriations	\$ 10,000
5221	Food & Edibles	(1,903)
5443	Interlocal Agreement	<u>(3,000)</u>
	Total Diabetes Expenses	<u>(4,903)</u>
	Available Balance	<u>\$ 5,097</u>
Commissioner Precinct 4 - Project 511004		
	FY16-17 Appropriations	\$ 10,000
	Total Diabetes Expenses	<u>(3,455)</u>
	Available Balance	<u>\$ 6,545</u>
	Total Annual Diabetes Fund	\$ 50,000
	Total Year-to-Date Expenses	<u>(26,003)</u>
	Available Balance	<u>\$ 23,997</u>

Nueces County, Texas
Commissioners Court - RTA Funds
June 30, 2018

County Judge RTA Fund		
<hr/>		
Carry forward fund balance 09/30/2017		\$ 110,675
	Total RTA Expenses	-
	Available Balance	\$ 110,675
Commissioner Precinct 1		
<hr/>		
Carry forward fund balance 09/30/2017		\$ 157,703
	Total RTA Expenses	-
	Available Balance	\$ 157,703
Commissioner Precinct 2		
<hr/>		
Carry forward fund balance 09/30/2017		\$ 68,407
	Total RTA Expenses	-
	Available Balance	\$ 68,407
Commissioner Precinct 3		
<hr/>		
Carry forward fund balance 09/30/2017		\$ 144,206
	Total RTA Expenses	-
	Available Balance	\$ 144,206
Commissioner Precinct 4		
<hr/>		
Carry forward fund balance 09/30/2017		\$ 124,050
	Total RTA Expenses	-
	Available Balance	\$ 124,050



SCHEDULES
(Unaudited)

Nueces County, Texas
Statement of Transfers In and Out by Fund
June 30, 2018

	<u>Transfers In</u>	<u>Transfers Out</u>
<u>I & S Debt Service Fund</u>		
Special Revenue Fund	630,000	-
<u>General Fund</u>		
Airport Fund	-	47,850
Capital Projects Fund	-	250,000
Inland Park Fund	-	1,218,091
Main Grant Fund	0	8,834
Road Fund	-	8,471
Special Revenue Fund	851	1,784,963
Stadium Fairgrnds	-	885,000
<u>Road Fund</u>		
Capital Projects Fund	800,000	-
General Fund	8,471	-
<u>Special Revenue Fund</u>		
Capital Projects Fund	-	85,000
Debt Srvc Fund (I&S)	-	630,000
General Fund	1,784,963	851
Main Grant Fund	4,218	18,257
Special Revenue Fund	46,000	46,000
Stadium Fairgrnds	-	60,000
TJPC Grant Fund	200	-
<u>Stadium/Fairgrounds Fund</u>		
General Fund	885,000	-
Special Revenue Fund	60,000	-
Stadium Fairgrnds	-	-
<u>Airport Fund</u>		
General Fund	47,850	-
Main Grant Fund	-	13,871
<u>Inland Parks Fund</u>		
General Fund	1,218,091	-
Stadium Fairgrnds	-	-
<u>Coastal Parks Fund</u>		
Capital Projects	1,200,000	-
<u>Capital Projects Fund</u>		
Coastal Parks Fund	-	1,200,000
General Fund	250,000	-
Main Grant Fund	-	0
Road Fund	-	800,000
Special Revenue Fund	85,000	-
<u>Main Grant Fund</u>		
Airport Fund	13,871	-
Capital Projects	0	-
General Fund	8,834	0
Main Grant Fund	-	1,477
Special Revenue Fund	19,734	4,218
<u>TJJT Grant Fund</u>		
Special Revenue Fund	-	200
Total Financing Uses	\$ 7,063,083	\$ 7,063,083

Nueces County, Texas
Capital Projects Budget to Actual
June 30, 2018

<u>Project Code</u>	<u>Description</u>	<u>Adjusted Project Budget</u>	<u>Prior Years Expenditures</u>	<u>Current Year Expenditures</u>	<u>Capital Project Budgets Balance</u>
County Judge					
19193000	Airport Improvements	\$ 1,569,285	\$ 57,478	\$ -	\$ 1,511,807
19193001	Airport Terminal Building	903,507	600,000	228,347	75,160
19193002	Airport Apron Expansion	527,209	7,849	30,667	488,693
19213000	County Judge	650,000	-	-	650,000
19010500	Capital Proj Fund (Co Judge)	260,383	146,812	-	113,571
19010501	Juvenile Prob Facility Repair	100,000	59,050	18,200	22,750
	County Judge	\$ 4,010,383	\$ 871,189	\$ 277,214	\$ 2,861,980
Commissioner Precinct 1					
19152502	Precinct 1 Channel Maintenance	\$ 499,081	\$ 440,118	\$ -	\$ 58,963
19176001	Commissioner Pct 1 Unallocated	61,191	-	-	61,191
19194000	Commissioner Pct 1	70,906	-	-	70,906
19194001	County Road 52 Phase II	1,448,035	1,448,035	-	1
19194002	LBasell Youth Sports Complex	1,000,000	683,585	6,082	310,333
19194003	Oilbelt Parking Renovation	610,928	41,053	418,293	151,583
19214000	Commissioner Pct 1	410,000	-	-	410,000
19214001	Haven Park	125,000	30,433	17,353	77,214
19214002	Hilltop Parking	-	-	-	-
19214003	CR 69 Drainage Improvements	550,000	285,485	237,178	27,337
19010600	Capital Proj Fund (Pct 1)	350,000	130,929	0	219,071
	Commissioner Precinct 1	\$ 5,125,141	\$ 3,059,637	\$ 678,906	\$ 1,386,598
Commissioner Precinct 2					
19010700	Capital Proj Fund (Pct. 2)	\$ 371,110	\$ 121,069	\$ 3,946	\$ 246,095
19152503	Precinct II Channel Maint	265,568	232,146	-	33,422
19195001	Bishop Fire Station Renovation	329,222	291,351	12,431	25,440
19195002	Amistad Veterans Memorial Park	250,000	122,181	62,883	64,936
19195003	Bishop Library Renovations	368,337	358,462	-	9,875
19195004	Bishop Senior Center Improveme	252,441	198,594	550	53,297
19195005	Petronila Retention Pond	750,000	1,000	-	749,000
19195006	Road Improvements	1,050,000	-	-	1,050,000
19215000	Commissioner Pct 2	1,000,000	-	-	1,000,000
	Commissioner Precinct 2	\$ 4,636,678	\$ 1,324,802	\$ 79,810	\$ 3,232,066
Commissioner Precinct 3					
19010800	Capital Proj Fund(Pct 3)	\$ 350,000	\$ -	\$ -	\$ 350,000
19150007	Terry Shamsie Blvd	11,729	11,729	-	-
19152504	Prct III Channel Maintenance	734,617	688,154	-	46,463
19196001	Keach Family Library Imp	49,865	49,865	-	(0)
19196002	CR 36 Improvments	1,707,724	1,658,378	441	48,905
19196003	Terry Shamsie Blvd Imp	1,031,980	1,031,980	-	-
19196004	NC Parks Restroom Facility	210,431	206,633	-	3,798
19216000	Commissioner Pct 3	700,000	-	-	700,000
	Commissioner Precinct 3	\$ 4,796,346	\$ 3,646,740	\$ 441	\$ 1,149,165

Nueces County, Texas
Capital Projects Budget to Actual
June 30, 2018

<u>Project Code</u>	<u>Description</u>	<u>Adjusted Project Budget</u>	<u>Prior Years Expenditures</u>	<u>Current Year Expenditures</u>	<u>Capital Project Budgets Balance</u>
Commissioner Precinct 4					
19010401	I.B. Magee Park	\$ 1,800,000	\$ -	\$ 32,995	\$ 1,767,005
19010402	Padre Balli Park Imp	481,170	-	322,998	158,172
19010900	Capital Proj Fund(Pct 4)	350,000	200,000	-	150,000
19151124	Ranger Station/Padre Balli Imp	394,000	394,000	-	0
19197000	Commissioner Pct 4	1,414,804	-	-	1,414,804
19197001	I.B. Magee Park	204,332	196,831	7,500	1
19197002	Padre Balli Park Imp (15)	1,011,364	1,148,599	7,604	(144,839)
19197004	Padre Balli Concessionaire Mod	16,000	-	-	16,000
19197006	London County Park	450,000	-	-	450,000
19210006	Padre Balli Park Imp (16)	150,000	150,000	-	-
19217000	Commissioner Pct 4	904,557	-	-	904,557
19217001	Pier Electrical	190,886	190,886	-	-
	Commissioner Precinct 4	<u>\$ 7,367,113</u>	<u>\$ 2,280,316</u>	<u>\$ 371,097</u>	<u>\$ 4,715,700</u>
Fairgrounds Upgrades & Repairs					
19013800	Arena HVAC System	\$ 750,000	\$ 639,572	\$ -	\$ 110,428
19172005	Landscape & Irrigation	169,636	169,636	-	0
19172022	Repair/Upgrade Fairgrounds Std	250,000	237,922	-	12,078
19172026	Furniture & Equip Fairgrds	243,188	243,188	-	(0)
	Fairgrounds Upgrades & Repairs	<u>\$ 1,412,824</u>	<u>\$ 1,290,318</u>	<u>\$ -</u>	<u>\$ 122,506</u>
Main Jail Renovations					
19013100	Jail Water Pump	\$ 25,000	\$ -	\$ 7,200	\$ 17,800
19153325	County Jail - New Coils A/C	100,000	118,900	-	(18,900)
19175001	Jail Fire Alarm System	854,528	854,528	-	0
19175004	Jail GMP Study Items	505,532	505,532	-	1
19175011	Elevator #5 Jail Transport	300,000	281,300	-	18,700
	Main Jail Renovations	<u>\$ 1,785,060</u>	<u>\$ 1,760,259</u>	<u>\$ 7,200</u>	<u>\$ 17,601</u>
McKenzie Jail Renovations					
19174012	McKinzie Annex Dormitories	\$ 180,000	\$ 156,857	\$ 18,850	\$ 4,293
19174013	McKinzie Annex Fire Alarm	450,000	23,308	325	426,368
	McKenzie Jail Renovations	<u>\$ 630,000</u>	<u>\$ 180,165</u>	<u>\$ 19,175</u>	<u>\$ 430,660</u>
County Auditor					
19151126	Records Warehouse HVAC	\$ 53,575	\$ -	\$ -	\$ 53,575
19177004	Juv Justice Ctr Chillers	607,664	494,632	34,685	78,346
19177005	Juv Justice Center Renovations	80,000	80,000	-	-
19216001	Berlanga FEMA Repairs	300,000	-	298,167	1,833
	County Auditor	<u>\$ 1,041,239</u>	<u>\$ 574,632</u>	<u>\$ 332,852</u>	<u>\$ 133,755</u>

Nueces County, Texas
Capital Projects Budget to Actual
June 30, 2018

<u>Project Code</u>	<u>Description</u>	<u>Adjusted Project Budget</u>	<u>Prior Years Expenditures</u>	<u>Current Year Expenditures</u>	<u>Capital Project Budgets Balance</u>
Information Technology Systems					
19170004	Jail Management (07)	\$ 265,518	\$ 265,518	\$ -	\$ -
19178001	Case Management System	5,735,000	5,679,930	-	55,070
19178003	ONESolution Add-On Modules	623,378	657,582	-	(34,204)
19178005	Website System Upgrade	295,000	91,712	31,011	172,277
19178011	Keach Library IT Upgrade	40,000	39,793	-	207
19178012	IT Wireless - Island Park	100,000	99,888	-	112
19178013	IT Upgrades for PW	147,840	144,377	-	3,463
19178015	Email System	133,011	144,827	-	(11,816)
19178018	IT Calence Networking	938,057	938,057	-	0
19178019	IP Telephone System	1,350,182	786,412	41,513	522,257
19178020	IT Equip-BladeServ,SAN,Switch	665,000	663,777	-	1,223
19178021	IT Equip-Repl 231 XP Computers	450,000	437,601	-	12,399
19218001	Juvenile iPhone	200,000	180,618	18,655	727
19218002	Dist. Clerk Redaction	150,000	-	-	150,000
19218003	Social Service Mgmt Software	110,000	40,388	66,067	3,545
19218004	Tax Office Queueing System	100,000	-	-	100,000
19218005	Jail Management (16)	1,330,000	699,311	477,545	153,144
19218006	IT Switch Upgrade	150,000	-	2,474	147,526
19218007	Laserfiche Conversion	158,472	-	-	158,472
19218008	Replace Server	70,000	-	-	70,000
19218009	Network Awareness Software	95,000	-	16,077	78,923
19228000	IT Unallocated	50,000	-	-	50,000
19228001	IT Cloud	350,000	-	-	350,000
	Information Technology Systems	<u>\$ 13,506,458</u>	<u>\$ 10,869,792</u>	<u>\$ 653,342</u>	<u>\$ 1,983,324</u>
McKinzie Projects					
19170003	McKinzie Annex Expansion (07)	\$ 100,000	\$ 100,000	\$ -	\$ -
19191000	McKinzie Annex Expansion (15)	2,229,716	182,133	1,058,962	988,620
19210003	McKinzie Annex Expansion (16)	200,000	200,000	-	-
19013400	McKinzie Annex Renovations	40,000	36,230	-	3,770
	McKinzie Projects	<u>\$ 2,569,716</u>	<u>\$ 518,363</u>	<u>\$ 1,058,962</u>	<u>\$ 992,390</u>

Nueces County, Texas
Capital Projects Budget to Actual
June 30, 2018

<u>Project Code</u>	<u>Description</u>	<u>Adjusted Project Budget</u>	<u>Prior Years Expenditures</u>	<u>Current Year Expenditures</u>	<u>Capital Project Budgets Balance</u>
ADA Improvements					
19013700	ADA Upgrades	\$ 230,000	\$ 195,600	\$ 24,355	\$ 10,045
19190005	Hilltop/Bill Bode ADA Imp (15)	94,258	-	86,808	7,450
19192000	ADA Improvements	2,489,031	1,362,386	279,727	846,918
19192001	Bishop Bldg ADA Imp	176,644	-	36,150	140,494
19192002	Banquete Bldg ADA Imp	129,820	-	-	129,820
19192003	Berlanga Bldg ADA Imp	110,247	-	-	110,247
19212000	ADA Improvements	-	-	-	-
19212001	Courthouse ADA Improvements	4,240,609	234	4,155	4,236,220
19212002	Hilltop/Bill Bode Bldg ADA Imp	1,593,649	23,495	222,817	1,347,337
19212003	Calderon Bldg ADA Imp	537,786	426,856	111,422	(492)
19212004	Polston Bldg ADA Imp	291,802	-	-	291,802
19212006	Robstown Comm ADA Imp	221,568	-	-	221,568
19212007	Bishop Bldg ADA Imp	-	-	-	-
19212008	Banquete Bldg ADA Imp	-	-	-	-
19212009	Berlanga Bldg ADA Imp	-	-	-	-
19212010	Bishop Comm ADA Imp	109,820	15,403	-	94,417
19212011	Bldg ADA Design Fees	4,766	-	-	4,766
19222000	ADA Unallocated	1,000,000	-	-	1,000,000
	ADA Improvements	<u>\$ 11,230,000</u>	<u>\$ 2,023,974</u>	<u>\$ 765,435</u>	<u>\$ 8,440,591</u>
Airport Projects					
19011600	Airport Hangars	\$ 658,156	\$ 655,088	\$ -	\$ 3,068
	Airport Projects	<u>\$ 658,156</u>	<u>\$ 655,088</u>	<u>\$ -</u>	<u>\$ 3,068</u>
Road Bridge & Drainage					
19152002	Road Rehabiltn-New County Roads	\$ 36,615	\$ 36,615	\$ -	\$ 1
19176000	CR 52 Renovations (Match)	1,121,734	1,121,734	-	(0)
19219000	Road, Bridge & Drainage	1,000,000	8,281	2,500	989,219
19219001	CSCD Parking Lot	84,591	84,591	-	-
19229000	R&B Unallocated	200,000	-	-	200,000
	Road Bridge & Drainage	<u>\$ 2,442,940</u>	<u>\$ 1,251,220</u>	<u>\$ 2,500</u>	<u>\$ 1,189,219</u>

Nueces County, Texas
Capital Projects Budget to Actual
June 30, 2018

<u>Project Code</u>	<u>Description</u>	<u>Adjusted Project Budget</u>	<u>Prior Years Expenditures</u>	<u>Current Year Expenditures</u>	<u>Capital Project Budgets Balance</u>
Buildings & Facilities					
19153326	Tower Elevator Doors	\$ 100,000	\$ 99,798	\$ -	\$ 202
19170002	IT Space Renovation (07)	17,075	17,075	-	-
19171000	Heritage Center Phase II	512,627	512,628	-	(1)
19172019	Signage	3,761	3,761	-	(0)
19211000	Building & Facility Renovation	100,000	-	-	100,000
19211001	Courthouse Skylight Replace	71,846	-	-	71,846
19211002	IT Space Renovation (16)	140,603	140,603	-	-
19211003	Waco St - Emergency Gen	1,000,000	94,028	26,725	879,248
19211004	Hilltop Roof Replacement	1,400,000	65,015	2,285	1,332,700
19211005	Robstown Comm. Center Reparis	65,000	-	-	65,000
19211006	Berlanga Bldg Repair	55,000	-	-	55,000
19211007	Juvenile Justice HVAC	197,700	197,700	-	-
19211008	METASYS System	90,000	49,790	24,775	15,435
19211009	Courthouse/Jail HVAC	58,780	58,780	-	-
19211010	McKinzie Annex Imp	83,000	64,950	-	18,050
19211011	CSCD Cook Bldg HVAC	90,000	68,775	-	21,225
19211012	Bishop Bldg HVAC	12,500	12,500	-	-
19211013	Agua Dulce Bldg HVAC	29,325	29,325	-	-
19211014	Web Based Control HVAC	300,000	-	99,149	200,851
19211015	5th Floor Courthouse HVAC	46,400	-	-	46,400
19013200	Calderon Tax Office	57,816	55,234	-	2,582
19013500	Keach Fam Library HVAC Phase II	169,450	169,450	-	-
19013600	Tax Office Remodel	100,000	-	-	100,000
19013621	JP 2-1 Bldg Renovation	100,000	-	-	100,000
19013900	Parking Garage (Gate)	15,565	15,565	-	-
19014000	Mechanical Maint (Steam Gen)	125,000	105,969	-	19,031
19014100	Hilltop Electrical	68,000	66,069	-	1,931
19014200	Sr Comm Services (Roof)	35,000	27,450	-	7,550
19014300	Berlanga Sr Bldg (Repairs)	50,000	4,348	-	45,652
Buildings & Facilities		\$ 5,094,448	\$ 1,858,812	\$ 152,934	\$ 3,082,702

Nueces County, Texas
Capital Projects Budget to Actual
June 30, 2018

<u>Project Code</u>	<u>Description</u>	<u>Adjusted Project Budget</u>	<u>Prior Years Expenditures</u>	<u>Current Year Expenditures</u>	<u>Capital Project Budgets Balance</u>
County Parks					
19152805	Coastal Parks Capital Improv	\$ 693,423	\$ 690,173	\$ -	\$ 3,250
19153322	Hilltop Park Enhancement	159,652	112,272	-	47,380
19153324	L. Basell Park/Phase III	72,203	72,203	-	0
19221000	Inland Park Repairs Unallocated	266,189	-	-	266,189
19012100	Hazel Bazemore Clean-up	504,059	431,714	18,890	53,455
19013300	L. Basell Park/Phase II	204,819	204,819	-	-
	County Parks	<u>\$ 1,900,345</u>	<u>\$ 1,511,181</u>	<u>\$ 18,890</u>	<u>\$ 370,274</u>
Individual Projects					
19150100	Unallocated-04 Co Funds	\$ 14,066	\$ -	\$ -	\$ 14,066
19151601	Upgrade TV System-Courthouse	202,765	202,765	-	0
191900	2015 Certificate of Obligation	461,446	238,902	-	222,544
19201000	Harbor Bridge Project	12,000,000	6,000,000	3,000,000	3,000,000
19210000	2016 Certificate of Obligation	275,251	259,576	-	15,675
19220000	2017 CO Unallocated	3,236,718	-	3,231,260	5,459
19010100	Misc Projects	2,219,810	1,215,689	-	1,004,121
19010400	Rd Dist IV Projects	5,674,438	902,725	2,000,000	2,771,713
19012700	Major Capital Proj Contingency	826,482	420,241	-	406,241
19012900	Court Proj Sanction Fund	132,662	74,950	-	57,712
19013000	Computers DA, Sheriff & Constable	450,000	428,509	-	21,491
	Individual Projects	<u>\$ 25,493,638</u>	<u>\$ 9,743,357</u>	<u>\$ 8,231,260</u>	<u>\$ 7,519,022</u>
Total Capital Projects		<u>\$ 93,700,484</u>	<u>\$ 43,419,846</u>	<u>\$ 12,650,017</u>	<u>\$ 37,630,621</u>

Capital Projects Totals by Funding Source

<u>Project Funding Source</u>	<u>Adjusted Project Budget</u>	<u>Prior Years Expenditures</u>	<u>Current Year Expenditures</u>	<u>Capital Project Budgets Balance</u>
2004 Certificate of Obligation	\$ 3,337,294	\$ 3,098,872	\$ -	\$ 238,422
2007 Certificate of Obligation	16,199,922	14,751,573	126,385	1,321,964
2015 Certificate of Obligation	20,917,531	9,885,295	2,236,446	8,795,790
2015 State Infrastructure Bond	12,000,000	6,000,000	3,000,000	3,000,000
2016 Certificate of Obligation	20,472,065	3,377,023	1,627,343	15,467,699
2017 Certificate of Obligation	5,136,718	-	3,231,260	1,905,459
General Fund	16,498,920	6,307,082	2,428,584	7,763,254
Total Capital Projects	<u>\$ 94,562,450</u>	<u>\$ 43,419,846</u>	<u>\$ 12,650,017</u>	<u>\$ 38,492,587</u>

Nueces County, Texas
Debt Service Requirements
June 30, 2018

Fiscal Year	Total Principal	Total Interest	Fiscal Year Debt Requirement
State Energy Loan	522,156	102,998	625,154
Series 2010 General Obligation Refunding Bonds	5,570,000	1,172,150	6,742,150
Series 2012 General Obligation Refunding Bond	-	1,005,050	1,005,050
Series 2015 Certificate of Obligation	580,000	734,963	1,314,963
Series 2015 General Obligation Refunding Bond	1,710,000	1,041,500	2,751,500
Series 2016 Certificate of Obligation	660,000	835,800	1,495,800
Series 2017 Certificate of Obligation	130,000	113,748	243,748
2017-18	9,172,156	5,006,209	14,178,365
State Energy Loan	532,678	92,476	625,154
Series 2010 General Obligation Refunding Bonds	5,410,000	897,650	6,307,650
Series 2012 General Obligation Refunding Bond	-	1,005,050	1,005,050
Series 2015 Certificate of Obligation	790,000	713,363	1,503,363
Series 2015 General Obligation Refunding Bond	2,205,000	991,325	3,196,325
SIB Harbor Bridge Loan	361,570	427,719	789,289
Series 2016 Certificate of Obligation	-	822,600	822,600
Series 2017 Certificate of Obligation	115,000	156,500	271,500
2018-19	9,414,248	5,106,683	14,520,931
State Energy Loan	543,190	81,964	625,154
Series 2010 General Obligation Refunding Bonds	5,410,000	654,200	6,064,200
Series 2012 General Obligation Refunding Bond	-	1,005,050	1,005,050
Series 2015 Certificate of Obligation	845,000	680,663	1,525,663
Series 2015 General Obligation Refunding Bond	1,645,000	933,575	2,578,575
SIB Harbor Bridge Loan	374,338	414,951	789,289
Series 2016 Certificate of Obligation	820,000	806,200	1,626,200
Series 2017 Certificate of Obligation	185,000	150,500	335,500
2019-20	9,822,528	4,727,103	14,549,631
State Energy Loan	554,566	70,589	625,155
Series 2010 General Obligation Refunding Bonds	5,655,000	404,625	6,059,625
Series 2012 General Obligation Refunding Bond	-	1,005,050	1,005,050
Series 2015 Certificate of Obligation	875,000	650,638	1,525,638
Series 2015 General Obligation Refunding Bond	1,695,000	883,475	2,578,475
SIB Harbor Bridge Loan	387,556	401,732	789,288
Series 2016 Certificate of Obligation	410,000	781,600	1,191,600
Series 2017 Certificate of Obligation	195,000	142,900	337,900
2020-21	9,772,122	4,340,609	14,112,731

Nueces County, Texas
Debt Service Requirements
June 30, 2018

Fiscal Year	Total Principal	Total Interest	Fiscal Year Debt Requirement
State Energy Loan	565,684	59,470	625,154
Series 2010 General Obligation Refunding Bonds	5,265,000	131,625	5,396,625
Series 2012 General Obligation Refunding Bond	-	1,005,050	1,005,050
Series 2015 Certificate of Obligation	910,000	619,313	1,529,313
Series 2015 General Obligation Refunding Bond	2,430,000	809,449	3,239,449
SIB Harbor Bridge Loan	401,242	388,047	789,289
Series 2016 Certificate of Obligation	425,000	764,900	1,189,900
Series 2017 Certificate of Obligation	205,000	134,900	339,900
2021-22	10,201,926	3,912,754	14,114,680
State Energy Loan	576,656	48,498	625,154
Series 2012 General Obligation Refunding Bond	5,530,000	866,800	6,396,800
Series 2015 Certificate of Obligation	895,000	583,213	1,478,213
Series 2015 General Obligation Refunding Bond	2,075,000	719,350	2,794,350
SIB Harbor Bridge Loan	415,411	373,878	789,289
Series 2016 Certificate of Obligation	440,000	747,600	1,187,600
Series 2017 Certificate of Obligation	210,000	126,600	336,600
2022-23	10,142,067	3,465,939	13,608,006
State Energy Loan	588,454	36,700	625,154
Series 2012 General Obligation Refunding Bond	5,815,000	583,175	6,398,175
Series 2015 Certificate of Obligation	925,000	546,813	1,471,813
Series 2015 General Obligation Refunding Bond	2,165,000	634,550	2,799,550
SIB Harbor Bridge Loan	430,080	359,208	789,288
Series 2016 Certificate of Obligation	460,000	729,600	1,189,600
Series 2017 Certificate of Obligation	220,000	118,000	338,000
2023-24	10,603,534	3,008,046	13,611,580
State Energy Loan	600,408	24,746	625,154
Series 2012 General Obligation Refunding Bond	5,390,000	303,050	5,693,050
Series 2015 Certificate of Obligation	955,000	509,213	1,464,213
Series 2015 General Obligation Refunding Bond	2,975,000	531,750	3,506,750
SIB Harbor Bridge Loan	445,268	344,021	789,289
Series 2016 Certificate of Obligation	485,000	710,700	1,195,700
Series 2017 Certificate of Obligation	230,000	109,000	339,000
2024-25	11,080,676	2,532,480	13,613,156
State Energy Loan	612,515	12,639	625,154
Series 2012 General Obligation Refunding Bond	5,610,000	84,150	5,694,150
Series 2015 Certificate of Obligation	965,000	465,988	1,430,988
Series 2015 General Obligation Refunding Bond	1,800,000	427,250	2,227,250
SIB Harbor Bridge Loan	460,991	328,298	789,289
Series 2016 Certificate of Obligation	1,000,000	681,000	1,681,000
Series 2017 Certificate of Obligation	240,000	99,600	339,600
2025-26	10,688,506	2,098,925	12,787,431

Nueces County, Texas
Debt Service Requirements
June 30, 2018

Fiscal Year	Total Principal	Total Interest	Fiscal Year Debt Requirement
State Energy Loan	247,944	1,700	249,644
Series 2015 Certificate of Obligation	1,100,000	414,363	1,514,363
Series 2015 General Obligation Refunding Bond	7,645,000	191,125	7,836,125
SIB Harbor Bridge Loan	477,270	312,019	789,289
Series 2016 Certificate of Obligation	1,050,000	634,750	1,684,750
Series 2017 Certificate of Obligation	245,000	89,900	334,900
2026-27	<u>10,765,214</u>	<u>1,643,857</u>	<u>12,409,071</u>
Series 2015 Certificate of Obligation	925,000	372,988	1,297,988
SIB Harbor Bridge Loan	494,124	295,165	789,289
Series 2016 Certificate of Obligation	1,095,000	581,125	1,676,125
Series 2017 Certificate of Obligation	255,000	81,175	336,175
2027-28	<u>2,769,124</u>	<u>1,330,453</u>	<u>4,099,577</u>
Series 2015 Certificate of Obligation	970,000	334,863	1,304,863
SIB Harbor Bridge Loan	511,572	277,716	789,288
Series 2016 Certificate of Obligation	1,155,000	524,875	1,679,875
Series 2017 Certificate of Obligation	265,000	73,375	338,375
2028-29	<u>2,901,572</u>	<u>1,210,829</u>	<u>4,112,401</u>
Series 2015 Certificate of Obligation	1,010,000	290,413	1,300,413
SIB Harbor Bridge Loan	529,637	259,651	789,288
Series 2016 Certificate of Obligation	1,215,000	465,625	1,680,625
Series 2017 Certificate of Obligation	270,000	66,025	336,025
2029-30	<u>3,024,637</u>	<u>1,081,714</u>	<u>4,106,351</u>
Series 2015 Certificate of Obligation	1,045,000	253,231	1,298,231
SIB Harbor Bridge Loan	548,340	240,948	789,288
Series 2016 Certificate of Obligation	1,275,000	403,375	1,678,375
Series 2017 Certificate of Obligation	280,000	59,150	339,150
2030-31	<u>3,148,340</u>	<u>956,704</u>	<u>4,105,044</u>
Series 2015 Certificate of Obligation	1,095,000	208,875	1,303,875
SIB Harbor Bridge Loan	567,704	221,585	789,289
Series 2016 Certificate of Obligation	1,340,000	338,000	1,678,000
Series 2017 Certificate of Obligation	285,000	51,375	336,375
2031-32	<u>3,287,704</u>	<u>819,835</u>	<u>4,107,539</u>
Series 2015 Certificate of Obligation	1,150,000	152,750	1,302,750
SIB Harbor Bridge Loan	587,751	201,538	789,289
Series 2016 Certificate of Obligation	1,410,000	269,250	1,679,250
Series 2017 Certificate of Obligation	295,000	42,675	337,675
2032-33	<u>3,442,751</u>	<u>666,213</u>	<u>4,108,964</u>

Nueces County, Texas
Debt Service Requirements
June 30, 2018

Fiscal Year	Total Principal	Total Interest	Fiscal Year Debt Requirement
Series 2015 Certificate of Obligation	1,210,000	93,750	1,303,750
SIB Harbor Bridge Loan	608,506	180,783	789,289
Series 2016 Certificate of Obligation	1,485,000	196,875	1,681,875
Series 2017 Certificate of Obligation	305,000	33,675	338,675
2033-34	3,608,506	505,083	4,113,589
Series 2015 Certificate of Obligation	1,270,000	31,750	1,301,750
SIB Harbor Bridge Loan	629,994	159,295	789,289
Series 2016 Certificate of Obligation	1,555,000	120,875	1,675,875
Series 2017 Certificate of Obligation	315,000	24,375	339,375
2034-35	3,769,994	336,295	4,106,289
SIB Harbor Bridge Loan	652,241	137,048	789,289
Series 2016 Certificate of Obligation	1,640,000	41,000	1,681,000
Series 2017 Certificate of Obligation	325,000	14,775	339,775
2035-36	2,617,241	192,823	2,810,064
SIB Harbor Bridge Loan	675,273	114,016	789,289
Series 2017 Certificate of Obligation	330,000	4,950	334,950
2036-37	1,005,273	118,966	1,124,239
SIB Harbor Bridge Loan	699,119	90,170	789,289
2037-38	699,119	90,170	789,289
SIB Harbor Bridge Loan	723,807	65,482	789,289
2038-39	723,807	65,482	789,289
SIB Harbor Bridge Loan	749,366	39,923	789,289
2039-40	749,366	39,923	789,289
SIB Harbor Bridge Loan	775,828	13,461	789,289
2040-41	775,828	13,461	789,289
Total Debt Service Requirements	\$134,186,239	\$43,270,552	\$177,456,791



Nueces County Summary of Revenue Reports



For revenue reports received for Jun - 2018
As of July 30, 2018

The monthly revenue reports have been received and proofed by the County Auditor's Office, where they are on file for inspection. The monthly revenue reports are respectfully presented to the Commissioners Court for approval, in accordance with LGC 114.002, 114.043, and 114.044. Reports are considered late after the 25th of the following month.

DEPT.			Last 6 months	May 2018 REPORT STATUS	LAST REPORT
<u>CODE</u>	<u>DEPARTMENT</u>	<u>DEPARTMENT HEAD</u>	<u>% Timely</u>	<u>✓ Received</u>	<u>SUBMITTED</u>
0160	Airport Fund	John Cox	100.00%	✓	
1710	Animal Control	Juan Ramirez	100.00%	✓	
0180	Coastal Management	Scott Cross	100.00%	✓	
1180	County Clerk Collections	Kara Sands	100.00%	✓	
1160	County Clerk Fee Account	Kara Sands	100.00%	✓	
1170	County Clerk Treasury	Kara Sands	100.00%	✓	
3700	County Sheriff - Bond Account	Jim Kaelin	100.00%	✓	
3700	County Sheriff - Civil Account	Jim Kaelin	100.00%	✓	
1324	County Sheriff - Inmate Benefit	Jim Kaelin	100.00%	✓	
3720	County Sheriff - Inmate Trust Account	Jim Kaelin	100.00%	✓	
1329	County Sheriff-Federal Narcotics	Jim Kaelin	100.00%	✓	
3021	CountyClerk School Fund	Kara Sands	100.00%	✓	
1326	District Attorney - Victim Restitution	Mark Gonzalez	0.00%	Not received yet	June 2017
3530	District Clerk- Child Support	Anne Lorentzen	100.00%	✓	
3530	District Clerk Fee Operating Account	Anne Lorentzen	100.00%	✓	
3530	District Clerk-Criminal Bond Registry	Anne Lorentzen	100.00%	✓	
3530	District Clerk-Invested Trust Accounts	Anne Lorentzen	100.00%	✓	
3530	District Clerk-Registry Accts.# 1 & 2	Anne Lorentzen	100.00%	✓	
0140	Fairgrounds Stadium	Edward Herrera	50.00%	✓	
1356	Hilltop Community Center	Edward Herrera	100.00%	✓	
3480	Juvenile Probation	Homer Flores	100.00%	✓	
0150	Law Library	Abraham Gonzales, Jr.	100.00%	✓	
3890	Medical Examiner	Dr. Ray Fernandez	100.00%	✓	
1470	Records Management Center	Lance Murphy	100.00%	✓	
1359	Robstown & SanJuan Parks	Edward Herrera	100.00%	✓	
4190	Senior Community Services	Edward Herrera	50.00%	✓	
TAX ASSESSOR-COLLECTOR					
1200	Proration Account	Kevin Kieschnick	100.00%	✓	
1200	Monthly Collected Taxes	Kevin Kieschnick	100.00%	✓	
1200	Gen. Services Account	Kevin Kieschnick	100.00%	✓	
1200	Motor Vehicle Account (2)	Kevin Kieschnick	100.00%	✓	
1200	Property Tax Acct	Kevin Kieschnick	100.00%	✓	
1200	V I T Escrow	Kevin Kieschnick	100.00%	✓	
1200	IRP Funds	Kevin Kieschnick	100.00%	✓	



Nueces County Summary of Revenue Reports



For revenue reports received for Jun - 2018
As of July 30, 2018

DEPT.			Last 6 months	May 2018 REPORT STATUS	LAST REPORT
<u>CODE</u>	<u>DEPARTMENT</u>	<u>DEPARTMENT HEAD</u>	<u>% Timely</u>	<u>✓ Received</u>	<u>SUBMITTED</u>
JUSTICES OF THE PEACE					
3600	Precinct 1, Place 1	Judge Joe Benavides	100.00%	✓	
3610	Precinct 1, Place 2	Judge Henry Santana	100.00%	✓	
3613	Precinct 1, Place 3	Judge Robert Balderas	100.00%	✓	
3621	Precinct 2, Place 1	Judge Jo Woosley	100.00%	✓	
3622	Precinct 2, Place 2	Judge Thelma Rodriguez	100.00%	✓	
3630	Precinct 3	Judge Larry Lawrence	100.00%	✓	
3640	Precinct 4	Judge Duncan Neblett, Jr.	100.00%	✓	
3650	Precinct 5-1	Judge Robert Gonzalez	100.00%	✓	
3655	Precinct 5-2	Judge Hermilo Peña	100.00%	✓	
CONSTABLES					
3810	Precinct 1	Robert M. Cisneros	100.00%	✓	
3820	Precinct 2	Michell Clark	100.00%	✓	
3830	Precinct 3	Jimmy Rivera	100.00%	✓	
3840	Precinct 4	Robert W. Sherwood	100.00%	✓	
3850	Precinct 5	Fred Flores III	100.00%	✓	

Procurement

(Unaudited)

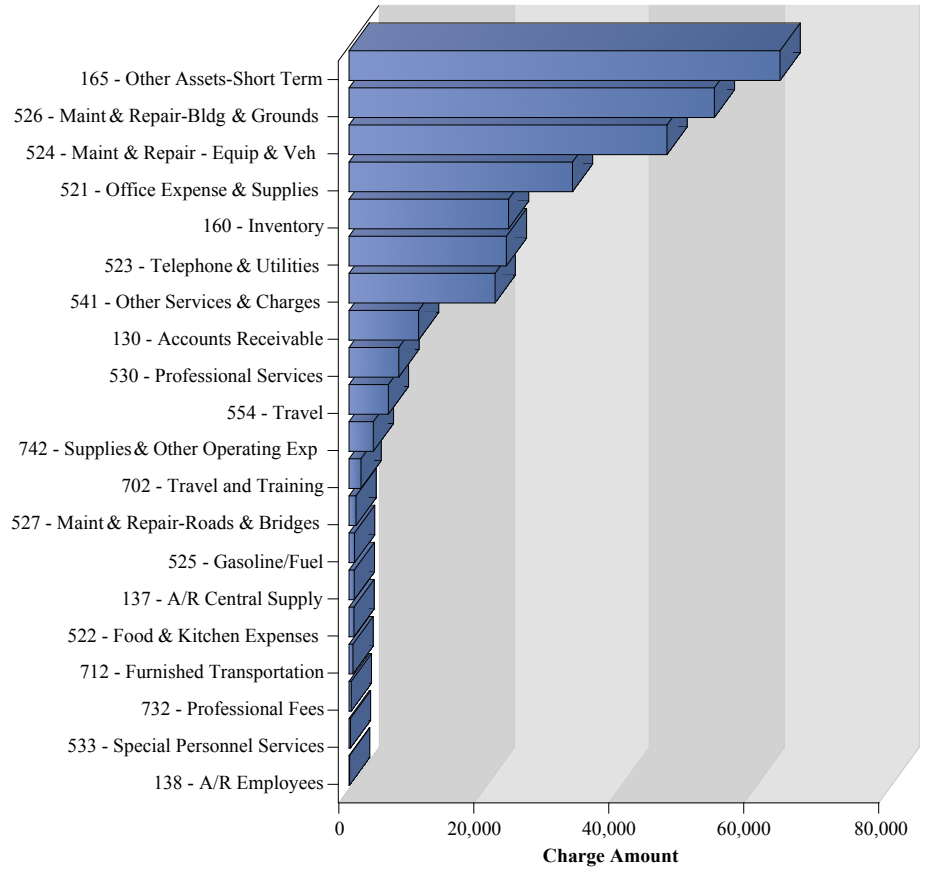


**Nueces County, Texas
Untimely Purchase Orders
June 30, 2018**

PO Number	Workflow Unit	PO Created By	Approved Date	First Invoice Date	Days Late
360355	BLDG Maint	NOSERRAOS725	6/25/18	5/25/18	31
360258	Co Sheriff	MPLACE11285	6/18/18	4/30/18	49
360242	Co Sheriff	MPLACE11285	6/18/18	5/3/18	35
360384	Co Sheriff	MPLACE11285	6/25/18	5/29/18	27
360383	Co Sheriff	MPLACE11285	6/25/18	5/30/18	26
360330	Constable Pct 4	EJOHNSON9878	6/20/18	4/14/18	67
360267	Constable Pct 4	EJOHNSON9878	6/18/18	6/4/18	14
360367	Constable Pct 4	EJOHNSON9878	6/25/18	6/14/18	11
360432	Constable Pct 4	EJOHNSON9878	6/27/18	6/19/18	8
360292	Constable Pct 4	EJOHNSON9878	6/18/18	6/12/18	6
360425	Constable Pct 4	EJOHNSON9878	6/27/18	6/22/18	5
360243	County Attorney	NCASAS11202	6/18/18	5/12/18	37
360428	County Attorney	NCASAS11202	6/27/18	6/11/18	16
360362	County Commissioner Prct 3	SYSASSI3671	6/25/18	4/9/18	75
360356	Emergency Management	CBOYCE11539	6/25/18	6/1/18	24
360518	Emergency Management	CBOYCE11539	7/10/18	7/3/18	7
360319	Human Resources	RDOMINGUEZ10	6/20/18	6/11/18	9
360379	Island Parks	MSILGUERO7-1	6/25/18	5/16/18	40
360403	JP 2-1	RGUNN6814	6/25/18	4/3/18	83
360253	Medical Examiner	MRIOS5317	6/18/18	5/20/18	1
360248	Purchasing	GPRADO11850	6/18/18	3/15/18	95
360247	Purchasing	GPRADO11850	6/18/18	4/25/18	54
360264	Risk Management	RPOWERS11159	6/18/18	6/5/18	13
360391	Sr Community Services	EBOCKHOLT741	6/25/18	6/20/18	5
360448	Sr Community Services	EBOCKHOLT741	7/3/18	6/29/18	4
Count:					25

Nueces County, Texas
PCard Transaction Totals by Budget Category
All Funds
June 2018

	Amount
165 - Other Assets-Short Term	63,872
526 - Maint & Repair-Bldg & Grounds	54,140
524 - Maint & Repair - Equip & Veh	47,117
521 - Office Expense & Supplies	33,114
160 - Inventory	23,639
523 - Telephone & Utilities	23,316
541 - Other Services & Charges	21,646
130 - Accounts Receivable	10,310
530 - Professional Services	7,376
554 - Travel	5,829
742 - Supplies & Other Operating Exp	3,601
702 - Travel and Training	1,768
527 - Maint & Repair-Roads & Bridges	1,028
525 - Gasoline/Fuel	818
137 - A/R Central Supply	779
522 - Food & Kitchen Expenses	729
712 - Furnished Transportation	581
732 - Professional Fees	336
533 - Special Personnel Services	210
138 - A/R Employees	87
Total	300,296



Nueces County, Texas
PCard Transaction Totals by Budget Category, Key Code
All Funds
June 2018

Budget Category	Key Code	Amount
165 - Other Assets-Short Term	1466 - Prepaid Exps - Ricoh	57,752.53
	1660 - Utility Pre-Payments PCard	4,437.27
	1459 - Prepaid Gulf Coast	1,682.52
	Total	63,872.32
526 - Maint & Repair-Bldg & Grounds	5268 - Parts, Supplies & Misc	28,005.48
	5265 - Mechanical Systems Repairs	13,666.75
	5261 - Buildings-Maintenance & Repair	11,868.64
	5262 - Janitorial & Misc Supplies	318.00
	5264 - Landscape & Grounds M&R	281.54
	Total	54,140.41
524 - Maint & Repair - Equip & Veh	5249 - Car Repairs, Supplies & Srvc	20,047.56
	5252 - Heavy Motor Equip & Mach M&R	16,241.07
	5255 - Tools & Supplies	3,157.97
	5254 - Equip Maint. & Repairs	2,997.77
	5248 - Car Accessories	1,899.48
	5250 - Shop-Oil,Tires,Antifrz,Filters	1,457.93
	5258 - Radios & Camera Maint & Repair	449.05
	5256 - PC Maintenance & Repairs	446.16
	5240 - Maint & Repair-Equip & Vehicle	259.59
	5247 - Car Wash & Cleaning Expense	160.60
	Total	47,117.18
	521 - Office Expense & Supplies	5211 - Office Expenses & Supplies
5218 - Books, Magzs & Subscriptions		4,088.00
5217 - Postage & Fed Express		462.39
5680 - Non Capital Outlay < \$5000		395.00
5215 - Postage Equipment Rentals		356.00
5213 - PC Software Programs		180.00
5210 - Office Expense & Supplies		6.47
Total		33,113.55
160 - Inventory	1500 - Inventory - Supplies	22,945.89
	1550 - Inventory - Commodities	692.79
	Total	23,638.68
523 - Telephone & Utilities	5237 - Utilities - Direct Clients	17,873.73
	5236 - InterNet Fees-T-1-ISDN	2,398.51
	5238 - TXU Electric Assistance	2,166.54
	5239 - Tipping & Dump Fees	590.94
	5231 - Telephone Utility Expense	271.86
	5229 - Content Streaming Services	13.99

Nueces County, Texas
PCard Transaction Totals by Budget Category, Key Code
All Funds
June 2018

Budget Category	Key Code	Amount
523 - Telephone & Utilities	Total	23,315.57
541 - Other Services & Charges	5437 - Fees & Permits	6,098.88
	5449 - Burial/Cremation Expense	3,472.50
	5455 - Services - Other	2,023.89
	5444 - Law Enforcement Supplies	1,734.78
	5414 - Advertisemnts & Public Notices	1,479.05
	5447 - Membrships,Dues,Certifications	1,137.28
	5410 - Other Services & Charges	1,011.62
	5459 - Transportation of Persons	999.23
	5435 - Equipment Rentals	754.17
	5433 - Educational & Demo Supplies	750.60
	5442 - Investigation Costs	593.00
	5463 - Wearing Apparel Expenses	398.70
	5453 - Recreation Supplies	293.87
	5942 - Notary & Other Bonds	291.84
	5438 - General Operating Supplies	236.58
	5428 - Contract Services-Other	222.50
	5440 - Inmate General Supplies	147.50
	Total	21,645.99
130 - Accounts Receivable	1439 - Accounts Rec. Witness Expense	4,529.27
	1472 - Charge Customer A/R	4,458.30
	1409 - A/R CREDIT CARDS	964.66
	1410 - Accts Rec-Component Units	358.16
	Total	10,310.39
530 - Professional Services	5302 - Education Registration Fees	4,520.00
	5320 - Soil Tests & Other	1,320.00
	5311 - Software Srvc & Maintenance	838.54
	5310 - Engineers, Surveyors, etc.	400.00
	5300 - Professional Services Expense	146.00
	5306 - Empl Evals/Testing	110.00
	5317 - Training Exps-Inhouse, Cntract	36.00
	5307 - County Legal Exps-Other	5.14
	Total	7,375.68
554 - Travel	5542 - Travel, Food & Lodging	5,570.42
	5540 - Travel Expenses	258.65
	Total	5,829.07
742 - Supplies & Other Operating Exp	7423 - PC Software Program	3,080.00
	7448 - Educational Supplies	195.00

Nueces County, Texas
PCard Transaction Totals by Budget Category, Key Code
All Funds
June 2018

Budget Category	Key Code	Amount
742 - Supplies & Other Operating Exp	7421 - Office Expense & Supplies	190.88
	7433 - Parts & Misc Supplies	134.84
	Total	3,600.72
702 - Travel and Training	7023 - Lodging	1,749.48
	7024 - Ground Transportation	19.00
	Total	1,768.48
527 - Maint & Repair-Roads & Bridges	5274 - Parts & Supplies	985.00
	5276 - Road Sign Materials	42.84
	Total	1,027.84
525 - Gasoline/Fuel	5241 - Gasoline-Credit Card & Bulk	818.38
	Total	818.38
137 - A/R Central Supply	1405 - Credit Union - Central Supply	779.06
	Total	779.06
522 - Food & Kitchen Expenses	5221 - Food & Edible Items	374.17
	5222 - Food for Animals	187.90
	5225 - Kitchen Supplies & Tools	167.12
	Total	729.19
712 - Furnished Transportation	7126 - Misc Repairs, Parts & Supplies	580.54
	Total	580.54
732 - Professional Fees	7328 - Memberships & Dues	336.00
	Total	336.00
533 - Special Personnel Services	5343 - Transcripts & Interpreters	210.00
	Total	210.00
138 - A/R Employees	1418 - A/R - Employees	86.98
	Total	86.98
Total		300,296.03

Nueces County, Texas
PCard Transaction Totals by Budget Category, Key Code and Department
All Funds
June 2018

Budget Category	Key Code	Department	Amount
165 - Other Assets-Short Term	1466 - Prepaid Exps - Ricoh	1270 - County Purchasing	57,752.53
		Total	57,752.53
	1660 - Utility Pre-Payments PCard	0140 - County Stadium	3,272.72
		0110 - General Fund Administration	738.00
		0160 - Airport Fund Administration	235.00
		0170 - Inland Park Fund	191.55
		Total	4,437.27
	1459 - Prepaid Gulf Coast	1270 - County Purchasing	1,682.52
		Total	1,682.52
	Total		
526 - Maint & Repair-Bldg & Grounds	5268 - Parts, Supplies & Misc	1570 - Building Superintendent	11,832.08
		0180 - Coastal Parks Department	8,690.01
		0170 - Inland Park Fund	2,083.20
		3492 - Juvenile Justice Post-Adjudica	1,904.69
		3490 - Juvenile Detention	1,219.91
		1590 - Hilltop Facility	631.14
		1330 - State Awrdded Sheriff	419.87
		4190 - Senior Community Services	419.07
		3700 - County Sheriff	325.81
		1305 - Courthouse Security Fund	219.22
		3720 - Jail	194.74
		0120 - Road & Bridge Fund	19.96
		3480 - Juvenile Probation	16.44
		1190 - County Clerk Elections	15.12
		0182 - Pier Funds	14.22
		Total	28,005.48
	5265 - Mechanical Systems Repairs	1570 - Building Superintendent	12,760.72
		0170 - Inland Park Fund	424.27
		0120 - Road & Bridge Fund	372.06
		1590 - Hilltop Facility	109.70
		Total	13,666.75
	5261 - Buildings-Maintenance & Repair	1240 - Information Technology	4,914.90
		2118 - RoutineAirportMaintProg	3,944.24
		1570 - Building Superintendent	1,883.50
		0120 - Road & Bridge Fund	730.00
		5330 - Animal Control	396.00
		Total	11,868.64
	5262 - Janitorial & Misc Supplies	3720 - Jail	318.00

Nueces County, Texas
PCard Transaction Totals by Budget Category, Key Code and Department
All Funds
June 2018

			Amount
Budget Category	Key Code	Department	
526 - Maint & Repair-Bldg & Grounds	5262 - Janitorial & Misc Supplies	Total	318.00
	5264 - Landscape & Grounds M&R	1590 - Hilltop Facility	281.54
		Total	281.54
	Total		
524 - Maint & Repair - Equip & Veh	5249 - Car Repairs, Supplies & Srvc	3700 - County Sheriff	3,432.93
		0180 - Coastal Parks Department	3,279.11
		3850 - Constable 5	2,726.97
		0120 - Road & Bridge Fund	2,170.05
		3810 - Constable 1	1,786.53
		3720 - Jail	1,705.06
		2416 - Stonegarden	1,103.57
		3820 - Constable 2	947.81
		1380 - Juv Case Manager	724.89
		0170 - Inland Park Fund	584.94
		3830 - Constable 3	384.10
		4190 - Senior Community Services	382.84
		3480 - Juvenile Probation	237.66
		3490 - Juvenile Detention	183.97
		5330 - Animal Control	139.65
		5220 - Environmental Enforcement	125.63
		1180 - Co Clerk Collections	75.86
		3092 - Vector Control	55.99
		Total	
	5252 - Heavy Motor Equip & Mach M&R	0120 - Road & Bridge Fund	15,213.95
		0180 - Coastal Parks Department	1,027.12
		Total	16,241.07
	5255 - Tools & Supplies	0120 - Road & Bridge Fund	1,862.47
		1740 - McKenzie Jail Annex	404.39
		0170 - Inland Park Fund	302.71
		3092 - Vector Control	255.29
		1400 - General Repairs - Building	179.00
		2416 - Stonegarden	87.80
		1545 - Keach Library Building	44.35
		0370 - Metropolitan Planning Org	21.96
		Total	3,157.97
	5254 - Equip Maint. & Repairs	0170 - Inland Park Fund	1,693.42
		0120 - Road & Bridge Fund	973.42
1590 - Hilltop Facility		254.69	

Nueces County, Texas
PCard Transaction Totals by Budget Category, Key Code and Department
All Funds
June 2018

Budget Category	Key Code	Department	Amount
524 - Maint & Repair - Equip & Veh	5254 - Equip Maint. & Repairs	0180 - Coastal Parks Department	76.24
		Total	2,997.77
	5248 - Car Accessories	5105 - Emergency Management	1,801.23
		3830 - Constable 3	68.26
		1570 - Building Superintendent	29.99
		Total	1,899.48
	5250 - Shop-Oil,Tires,Antifrz,Filters	0120 - Road & Bridge Fund	871.50
		3720 - Jail	586.43
		Total	1,457.93
	5258 - Radios & Camera Maint & Repair	3700 - County Sheriff	284.55
		3720 - Jail	114.50
		3850 - Constable 5	50.00
		Total	449.05
	5256 - PC Maintenance & Repairs	1240 - Information Technology	446.16
		Total	446.16
	5240 - Maint & Repair-Equip & Vehicle	6110 - Agricultural Extension	255.60
		1270 - County Purchasing	3.99
		Total	259.59
	5247 - Car Wash & Cleaning Expense	3810 - Constable 1	140.60
		0180 - Coastal Parks Department	12.00
1380 - Juv Case Manager		8.00	
Total		160.60	
Total			47,117.18
521 - Office Expense & Supplies	5211 - Office Expenses & Supplies	3720 - Jail	13,670.01
		0180 - Coastal Parks Department	2,741.16
		3520 - District Attorney	2,436.07
		1760 - Robstown Community Building	1,386.82
		0170 - Inland Park Fund	1,117.01
		3480 - Juvenile Probation	898.52
		3490 - Juvenile Detention	865.82
		3710 - ID Jail Division	662.48
		0121 - Engineering	610.83
		1200 - Tax Assessor - Collector	537.88
		3492 - Juvenile Justice Post-Adjudica	512.56
		3075 - Contract Elections	316.75
		3700 - County Sheriff	240.89
		5105 - Emergency Management	203.10
		4110 - Social Services-Administration	185.13

Nueces County, Texas
PCard Transaction Totals by Budget Category, Key Code and Department
All Funds
June 2018

Budget Category	Key Code	Department	Amount
521 - Office Expense & Supplies	5211 - Office Expenses & Supplies	3621 - Justice of the Peace 2-1	145.92
		6110 - Agricultural Extension	138.39
		3006 - Dispute Resolutions	114.00
		1240 - Information Technology	113.89
		1130 - County Attorney	106.86
		0370 - Metropolitan Planning Org	101.76
		1470 - Records Management Department	94.50
		3810 - Constable 1	80.47
		1270 - County Purchasing	78.60
		1030 - County Commissioner Prec 3	69.99
		0120 - Road & Bridge Fund	38.95
		1245 - Human Resources	29.38
		3820 - Constable 2	29.02
		1020 - County Commissioner Prec 2	25.28
		3830 - Constable 3	23.40
		3840 - Constable 4	18.90
		1570 - Building Superintendent	14.37
		3370 - 319th District Court	7.37
		3300 - Court Administration	5.93
		1120 - County Judge	3.68
	Total	27,625.69	
5218 - Books, Magzs & Subscriptions		0120 - Road & Bridge Fund	2,425.00
		1130 - County Attorney	995.00
		3820 - Constable 2	380.00
		3720 - Jail	288.00
		Total	4,088.00
5217 - Postage & Fed Express		1122 - Grants Administration	170.02
		3092 - Vector Control	169.30
		1130 - County Attorney	81.53
		3530 - District Clerk	26.55
		3520 - District Attorney	11.54
		4110 - Social Services-Administration	3.45
		Total	462.39
5680 - Non Capital Outlay < \$5000		1900 - Capital Outlay	395.00
		Total	395.00
5215 - Postage Equipment Rentals		1160 - County Clerk	286.00
		1170 - County Clerk Treasury	70.00
		Total	356.00

Nueces County, Texas
PCard Transaction Totals by Budget Category, Key Code and Department
All Funds
June 2018

Budget Category	Key Code	Department	Amount	
521 - Office Expense & Supplies	5213 - PC Software Programs	5105 - Emergency Management	180.00	
		Total	180.00	
	5210 - Office Expense & Supplies	6110 - Agricultural Extension	6.47	
		Total	6.47	
	Total			33,113.55
	160 - Inventory	1500 - Inventory - Supplies	1270 - County Purchasing	22,945.89
Total			22,945.89	
1550 - Inventory - Commodities		0182 - Pier Funds	692.79	
		Total	692.79	
Total			23,638.68	
523 - Telephone & Utilities		5237 - Utilities - Direct Clients	4120 - Direct Social Services	17,584.00
	2178 - Tx Vet Comm Vet Asst		213.11	
	4110 - Social Services-Administration		76.62	
	Total		17,873.73	
	5236 - InterNet Fees-T-1-ISDN	1240 - Information Technology	702.86	
		1770 - Sr Community Services Bldgs.	367.80	
		3720 - Jail	237.12	
		1460 - Robert N. Barnes Juv. Facility	233.47	
		5105 - Emergency Management	233.07	
		1329 - Fed Awrded Sheriff	226.17	
		0180 - Coastal Parks Department	159.84	
		1780 - David Berlanga,Sr. Bldg	122.60	
		0370 - Metropolitan Planning Org	115.58	
		Total	2,398.51	
	5238 - TXU Electric Assistance	1350 - CBCF/TXU/EFSP	2,166.54	
		Total	2,166.54	
	5239 - Tipping & Dump Fees	0120 - Road & Bridge Fund	256.55	
		5220 - Environmental Enforcement	245.00	
		1470 - Records Management Department	89.39	
		Total	590.94	
	5231 - Telephone Utility Expense	0370 - Metropolitan Planning Org	271.86	
		Total	271.86	
	5229 - Content Streaming Services	3480 - Juvenile Probation	13.99	
		Total	13.99	
	Total			23,315.57
	541 - Other Services & Charges	5437 - Fees & Permits	3700 - County Sheriff	1,182.63
			1250 - County Auditor	1,065.00
			3820 - Constable 2	916.27

Nueces County, Texas
PCard Transaction Totals by Budget Category, Key Code and Department
All Funds
June 2018

Budget Category	Key Code	Department	Amount
541 - Other Services & Charges	5437 - Fees & Permits	3850 - Constable 5	794.58
		3810 - Constable 1	771.64
		3840 - Constable 4	515.79
		3830 - Constable 3	468.18
		1500 - Mechanical Maintenance	143.41
		0120 - Road & Bridge Fund	111.00
		3720 - Jail	52.00
		0170 - Inland Park Fund	40.50
		0180 - Coastal Parks Department	15.00
		4190 - Senior Community Services	15.00
		3480 - Juvenile Probation	7.88
		Total	6,098.88
		5449 - Burial/Cremation Expense	4120 - Direct Social Services
	Total		3,472.50
	5455 - Services - Other	2828 - TJJJ-A State Aid	1,046.93
		0120 - Road & Bridge Fund	518.21
		1010 - County Commissioner Prec 1	325.00
		1570 - Building Superintendent	133.75
		Total	2,023.89
	5444 - Law Enforcement Supplies	3830 - Constable 3	1,211.99
		1330 - State Awrdd Sheriff	191.92
		1324 - Inmate Commissary Fund	173.74
		1335 - State Awrdd Cstb 5	137.00
		3810 - Constable 1	20.13
		Total	1,734.78
	5414 - Advertisemnts & Public Notices	1270 - County Purchasing	804.05
		1280 - Employees' Benefits	675.00
		Total	1,479.05
	5447 - Membrships,Dues,Certifications	3092 - Vector Control	375.00
		1121 - CCMGT Support	240.00
		0180 - Coastal Parks Department	200.00
		0120 - Road & Bridge Fund	190.00
		3520 - District Attorney	50.92
		3700 - County Sheriff	30.00
		3710 - ID Jail Division	26.36
		1130 - County Attorney	25.00
		Total	1,137.28
	5410 - Other Services & Charges	1125 - Risk Management	1,011.62

Nueces County, Texas
PCard Transaction Totals by Budget Category, Key Code and Department
All Funds
June 2018

Budget Category	Key Code	Department	Amount
541 - Other Services & Charges	5410 - Other Services & Charges	Total	1,011.62
	5459 - Transportation of Persons	3720 - Jail	947.73
		4120 - Direct Social Services	51.50
		Total	999.23
	5435 - Equipment Rentals	0120 - Road & Bridge Fund	573.64
		1570 - Building Superintendent	180.53
		Total	754.17
	5433 - Educational & Demo Supplies	1322 - Sheriff Community Projects	368.19
		3490 - Juvenile Detention	349.97
		3492 - Juvenile Justice Post-Adjudica	32.44
		Total	750.60
	5442 - Investigation Costs	1328 - CH 59 Forfeiture Funds-DA	500.00
		3700 - County Sheriff	93.00
		Total	593.00
	5463 - Wearing Apparel Expenses	3120 - County Court at Law 2	294.00
		0137 - Prct 2 Special Fund	60.00
		3850 - Constable 5	44.70
		Total	398.70
	5453 - Recreation Supplies	0137 - Prct 2 Special Fund	123.15
		3492 - Juvenile Justice Post-Adjudica	109.93
1402 - Library Board		60.79	
Total		293.87	
5942 - Notary & Other Bonds	0102 - General Liability Insurance	291.84	
	Total	291.84	
5438 - General Operating Supplies	3092 - Vector Control	220.60	
	5330 - Animal Control	15.98	
	Total	236.58	
5428 - Contract Services-Other	3700 - County Sheriff	222.50	
	Total	222.50	
5440 - Inmate General Supplies	3720 - Jail	147.50	
	Total	147.50	
Total			21,645.99
130 - Accounts Receivable	1439 - Accounts Rec. Witness Expense	3520 - District Attorney	4,529.27
		Total	4,529.27
	1472 - Charge Customer A/R	3492 - Juvenile Justice Post-Adjudica	4,458.30
		Total	4,458.30
	1409 - A/R CREDIT CARDS	0120 - Road & Bridge Fund	964.66
Total	964.66		

Nueces County, Texas
PCard Transaction Totals by Budget Category, Key Code and Department
All Funds
June 2018

			Amount
Budget Category	Key Code	Department	
130 - Accounts Receivable	1410 - Accts Rec-Component Units	5110 - Commissioners Diabetes Fund	358.16
		Total	358.16
	Total		10,310.39
530 - Professional Services	5302 - Education Registration Fees	1342 - Law Enfrc Ed(LEOSE)-Ctbl 2	1,500.00
		4110 - Social Services-Administration	1,350.00
		3520 - District Attorney	940.00
		1160 - County Clerk	450.00
		1030 - County Commissioner Prec 3	245.00
		3480 - Juvenile Probation	35.00
		Total	4,520.00
	5320 - Soil Tests & Other	1570 - Building Superintendent	1,320.00
		Total	1,320.00
	5311 - Software Srvc & Maintenance	1250 - County Auditor	549.90
		1240 - Information Technology	320.18
		0370 - Metropolitan Planning Org	15.15
		3006 - Dispute Resolutions	10.65
		0120 - Road & Bridge Fund	-57.34
		Total	838.54
	5310 - Engineers, Surveyors, etc.	0170 - Inland Park Fund	400.00
		Total	400.00
	5300 - Professional Services Expense	1386 - Social Services- Donations	146.00
		Total	146.00
	5306 - Empl Evals/Testing	3480 - Juvenile Probation	55.00
		3490 - Juvenile Detention	55.00
		Total	110.00
	5317 - Training Exps-Inhouse, Cntract	6110 - Agricultural Extension	25.00
		3820 - Constable 2	11.00
		Total	36.00
	5307 - County Legal Exps-Other	1130 - County Attorney	5.14
		Total	5.14
Total		7,375.68	
554 - Travel	5542 - Travel, Food & Lodging	3520 - District Attorney	1,714.31
		6110 - Agricultural Extension	868.15
		1245 - Human Resources	804.55
		3492 - Juvenile Justice Post-Adjudica	731.38
		0370 - Metropolitan Planning Org	731.15
		1270 - County Purchasing	719.54
		1250 - County Auditor	456.24

Nueces County, Texas
PCard Transaction Totals by Budget Category, Key Code and Department
All Funds
June 2018

Budget Category	Key Code	Department	Amount
554 - Travel	5542 - Travel, Food & Lodging	3490 - Juvenile Detention	167.90
		3480 - Juvenile Probation	40.00
		6210 - Family & Consumer Sciences	35.00
		1200 - Tax Assessor - Collector	-697.80
		Total	5,570.42
	5540 - Travel Expenses	1125 - Risk Management	210.68
		1245 - Human Resources	47.97
		Total	258.65
	Total	5,829.07	
742 - Supplies & Other Operating Exp	7423 - PC Software Program	0402 - CSCD	1,540.00
		0440 - Substance Abuse Treatment	1,540.00
		Total	3,080.00
	7448 - Educational Supplies	0440 - Substance Abuse Treatment	195.00
		Total	195.00
	7421 - Office Expense & Supplies	0402 - CSCD	138.95
		0440 - Substance Abuse Treatment	51.93
		Total	190.88
	7433 - Parts & Misc Supplies	0402 - CSCD	84.94
		0412 - Comm Service Restitution(CSR)	49.90
		Total	134.84
		Total	3,600.72
702 - Travel and Training	7023 - Lodging	0403 - Drug Court-DP	498.42
		0440 - Substance Abuse Treatment	420.36
		0402 - CSCD	415.35
		0439 - Texas Veterans's Grant	415.35
		Total	1,749.48
	7024 - Ground Transportation	0402 - CSCD	19.00
		Total	19.00
	Total	1,768.48	
527 - Maint & Repair-Roads & Bridges	5274 - Parts & Supplies	0120 - Road & Bridge Fund	985.00
		Total	985.00
	5276 - Road Sign Materials	0120 - Road & Bridge Fund	42.84
		Total	42.84
	Total	1,027.84	
525 - Gasoline/Fuel	5241 - Gasoline-Credit Card & Bulk	2416 - Stonegarden	685.26
		6110 - Agricultural Extension	133.12
		Total	818.38
		Total	818.38

Nueces County, Texas
PCard Transaction Totals by Budget Category, Key Code and Department
All Funds
June 2018

			Amount
Budget Category	Key Code	Department	
137 - A/R Central Supply	1405 - Credit Union - Central Supply	0110 - General Fund Administration	779.06
		Total	779.06
	Total		779.06
522 - Food & Kitchen Expenses	5221 - Food & Edible Items	3006 - Dispute Resolutions	154.69
		1402 - Library Board	138.79
		3300 - Court Administration	80.69
		Total	374.17
	5222 - Food for Animals	5330 - Animal Control	187.90
		Total	187.90
	5225 - Kitchen Supplies & Tools	1330 - State Awrded Sheriff	167.12
Total		167.12	
Total		729.19	
712 - Furnished Transportation	7126 - Misc Repairs, Parts & Supplies	0402 - CSCD	580.54
		Total	580.54
	Total		580.54
732 - Professional Fees	7328 - Memberships & Dues	0402 - CSCD	224.00
		0411 - Pre-trial Bond	84.00
		0410 - CCP Pre-Trial Services	28.00
		Total	336.00
Total		336.00	
533 - Special Personnel Services	5343 - Transcripts & Interpreters	4110 - Social Services-Administration	210.00
		Total	210.00
	Total		210.00
138 - A/R Employees	1418 - A/R - Employees	3700 - County Sheriff	86.98
		Total	86.98
	Total		86.98
Total			300,296.03

Nueces County
Transaction Totals by Department Average
Statement Date(s): 06/28/2018

Merchant	Amount	Department	Card Holder Name	Average Transaction per Dept	Average Transaction per Cardholder
A&W OFFICE SUPPLY	2,200.00	1270	ROBINSON, MICHAEL R	889.91	3,499.52
AMAZON MKTPLACE PMTS	62.50	1270	ROBINSON, MICHAEL R	889.91	3,499.52
AMAZON MKTPLACE PMTS WWW.	58.47	1270	ROBINSON, MICHAEL R	889.91	3,499.52
AMAZON.COM	42.99	1270	ROBINSON, MICHAEL R	889.91	3,499.52
AMAZON.COM AMZN.COM/BILL	69.99	1270	ROBINSON, MICHAEL R	889.91	3,499.52
CDW GOVT #1200-5211 -	186.29	1270	ROBINSON, MICHAEL R	889.91	3,499.52
DMI DELL HIGHER EDUC	42.90	1270	ROBINSON, MICHAEL R	889.91	3,499.52
FINANCIAL SERVICES	20,070.37	1270	ROBINSON, MICHAEL R	889.91	3,499.52
GATEWAY PRINTING & OFFICE	808.44	1270	ROBINSON, MICHAEL R	889.91	3,499.52
GULF COAST MAILING SERV	1,682.52	1270	ROBINSON, MICHAEL R	889.91	3,499.52
GULF COAST PAPER COMPANY-	2,710.22	1270	ROBINSON, MICHAEL R	889.91	3,499.52
RICOH USA INC	37,682.16	1270	ROBINSON, MICHAEL R	889.91	3,499.52
VARIDESK	395.00	1270	ROBINSON, MICHAEL R	889.91	3,499.52
ZEBRATECHNOLOGIES INTL	478.95	1270	ROBINSON, MICHAEL R	889.91	3,499.52
A&W OFFICE SUPPLY	4,816.98	1270	HERNANDEZ, ERICA ANN	889.91	485.69
AMAZON MKTPLACE PMTS	161.82	1270	HERNANDEZ, ERICA ANN	889.91	485.69
AMAZON MKTPLACE PMTS WWW.	45.71	1270	HERNANDEZ, ERICA ANN	889.91	485.69
AMAZON.COM	23.98	1270	HERNANDEZ, ERICA ANN	889.91	485.69
AMER ASSOC NOTARIES	91.94	1270	HERNANDEZ, ERICA ANN	889.91	485.69
CC DISTRIBUTORS	849.18	1270	HERNANDEZ, ERICA ANN	889.91	485.69
COASTAL OFFICE SOLUTIONS	2,339.68	1270	HERNANDEZ, ERICA ANN	889.91	485.69
CORPUS CHRISTI ELECTRIC	243.36	1270	HERNANDEZ, ERICA ANN	889.91	485.69
FASCLAMPITT CC	165.22	1270	HERNANDEZ, ERICA ANN	889.91	485.69
GATEWAY PRINTING & OFFICE	12,218.17	1270	HERNANDEZ, ERICA ANN	889.91	485.69
GULF COAST PAPER COMPANY-	15,348.08	1270	HERNANDEZ, ERICA ANN	889.91	485.69
IN ACADEMIC CHURCH & CHO	294.00	1270	HERNANDEZ, ERICA ANN	889.91	485.69
ITD PRINT SOLUTIONS	1,999.00	1270	HERNANDEZ, ERICA ANN	889.91	485.69
MOORE MEDICAL LLC	272.51	1270	HERNANDEZ, ERICA ANN	889.91	485.69
POSTNET	228.30	1270	HERNANDEZ, ERICA ANN	889.91	485.69
THE PAIGE COMPANY	729.00	1270	HERNANDEZ, ERICA ANN	889.91	485.69
BEST BUY 00002352	179.97	1270	RAMIREZ, ROMEO ANTHONY	889.91	438.72
CRADLEPOINT	4,549.59	1270	RAMIREZ, ROMEO ANTHONY	889.91	438.72
DAILY WELLS COMMUNICATIO	1,709.32	1270	RAMIREZ, ROMEO ANTHONY	889.91	438.72

Nueces County
Transaction Totals by Department Average
Statement Date(s): 06/28/2018

Merchant	Amount	Department	Card Holder Name	Average Transaction per Dept	Average Transaction per Cardholder
ENTERPRISE RENT-A-CAR	171.34	1270	RAMIREZ, ROMEO ANTHONY	889.91	438.72
INDUSTRIAL COMMUNICATIONS	1,402.61	1270	RAMIREZ, ROMEO ANTHONY	889.91	438.72
LIND ELECTRONICS	48.04	1270	RAMIREZ, ROMEO ANTHONY	889.91	438.72
NUECES CO TX - GOV PAY FE	15.00	1270	RAMIREZ, ROMEO ANTHONY	889.91	438.72
NUECES CO TX-TAC-MOTOR	318.00	1270	RAMIREZ, ROMEO ANTHONY	889.91	438.72
TOLL/MSB 888-811-4565	7.88	1270	RAMIREZ, ROMEO ANTHONY	889.91	438.72
USPS PO 4872150374	1,250.00	1270	RAMIREZ, ROMEO ANTHONY	889.91	438.72
DOUBLETREE HOTELS	548.20	1270	SAENZ, ELSA NANDIN	889.91	274.10
CORPUS CHRISTI CALLER	717.80	1270	MENDOZA, ANNETTE	889.91	268.02
POSTNET	86.25	1270	MENDOZA, ANNETTE	889.91	268.02
AUTOZONE 4216	3.99	1270	RODRIGUEZ, RAUL R	889.91	36.72
CORPUS CHRISTI SAFE AND L	23.85	1270	RODRIGUEZ, RAUL R	889.91	36.72
DAILY WELLS COMMUNICATIO	96.00	1270	RODRIGUEZ, RAUL R	889.91	36.72
WAL-MART #0470	23.02	1270	RODRIGUEZ, RAUL R	889.91	36.72
COLOR SOURCE	99.24	0160	COX, JOHN F	788.85	788.85
JACK & JILL OF MANY TRADE	1,600.00	0160	COX, JOHN F	788.85	788.85
SQ G A DOUGLAS	2,245.00	0160	COX, JOHN F	788.85	788.85
INTUIT QUICKBOOKS	549.90	1250	GONZALEZ, FRANCISCA YESENIA SA	686.19	1,712.47
NUECES COUNTY WATER DISCT	4,437.27	1250	GONZALEZ, FRANCISCA YESENIA SA	686.19	1,712.47
SPRINT WIRELESS	150.23	1250	GONZALEZ, FRANCISCA YESENIA SA	686.19	1,712.47
AGENT FEE 8900735983212	0.00	1250	RAMIREZ, REBECCA MARTINEZ	686.19	477.67
AGENT FEE 8900736184518	100.00	1250	RAMIREZ, REBECCA MARTINEZ	686.19	477.67
GALLERIA PALMS HOTEL	456.24	1250	RAMIREZ, REBECCA MARTINEZ	686.19	477.67
UNITED 0167150425030	0.00	1250	RAMIREZ, REBECCA MARTINEZ	686.19	477.67
UNITED 0167150425032	0.00	1250	RAMIREZ, REBECCA MARTINEZ	686.19	477.67
UNITED 0167150425065	2,110.21	1250	RAMIREZ, REBECCA MARTINEZ	686.19	477.67
UNITED 0167150425067	2,110.21	1250	RAMIREZ, REBECCA MARTINEZ	686.19	477.67
GOVERNMENT FINANCE OFFIC	1,065.00	1250	ATCHLEY, LOREN DALE	686.19	355.00
HOTEL ELLA	210.68	1125	EVEREST, TIMOTHY EDWARD	611.15	611.15
NATIONAL SAFETY COUNCIL	1,011.62	1125	EVEREST, TIMOTHY EDWARD	611.15	611.15

Nueces County
Transaction Totals by Department Average
Statement Date(s): 06/28/2018

Merchant	Amount	Department	Card Holder Name	Average Transaction per Dept	Average Transaction per Cardholder
ADI-SA	4,829.85	1240	CANALES, BRENDA LEE	371.22	397.25
ADOBE CREATIVE CLOUD	173.18	1240	CANALES, BRENDA LEE	371.22	397.25
AMAZON MKTPLACE PMTS	72.92	1240	CANALES, BRENDA LEE	371.22	397.25
AMAZON MKTPLACE PMTS WWW.	24.98	1240	CANALES, BRENDA LEE	371.22	397.25
AMAZON.COM	136.21	1240	CANALES, BRENDA LEE	371.22	397.25
CC DISPOSAL SERVIC	89.39	1240	CANALES, BRENDA LEE	371.22	397.25
EVEREST WATER & COFFEE	94.50	1240	CANALES, BRENDA LEE	371.22	397.25
FOURPAIR.COM	85.05	1240	CANALES, BRENDA LEE	371.22	397.25
LOGMEIN GOTOMEETING	147.00	1240	CANALES, BRENDA LEE	371.22	397.25
TWC TIME WARNER CABLE	702.86	1240	CANALES, BRENDA LEE	371.22	397.25
ALTEX ELECTRONICS 1061	309.95	1240	MEDRANO, LARRY JR ROCHA	371.22	162.97
OFFICE DEPOT #70	15.99	1240	MEDRANO, LARRY JR ROCHA	371.22	162.97
HEB #643	8.00	1380	LOPEZ JR, ARMIN	366.45	366.45
SOUTHERN TIRE MART	724.89	1380	LOPEZ JR, ARMIN	366.45	366.45
ISLAND TIRE AND AUTOMOTIV	846.41	3820	BRANDON, DONNA D	354.85	586.60
SQ APTSOUTHTEXAS	1,500.00	3820	BRANDON, DONNA D	354.85	586.60
INF CITY DIRECTORIES	380.00	3820	GONZALES, MINERVA S	354.85	195.50
THE SHARP SHOOTER	11.00	3820	GONZALES, MINERVA S	354.85	195.50
APOLLO TOWING EASY RIDER	65.00	3820	ROBERTSON III, HUEL JAMES	354.85	65.00
ISLAND TIRE AND AUTOMOTIV	36.40	3820	NELSON, JOSEPH DAVID	354.85	36.40
ALTEX ELECTRONICS 1061	49.90	0402	SVEHLA, STANLEY COY	338.60	467.26
AMAZON.COM	44.99	0402	SVEHLA, STANLEY COY	338.60	467.26
ARC SERVICES/TRAINING	196.00	0402	SVEHLA, STANLEY COY	338.60	467.26
EVINS GLASS SERVICE IN	580.54	0402	SVEHLA, STANLEY COY	338.60	467.26
HCTRA EZ TAG ONLINE	19.00	0402	SVEHLA, STANLEY COY	338.60	467.26
INTUIT QUICKBOOKS	3,080.00	0402	SVEHLA, STANLEY COY	338.60	467.26
R & R AWARDS	39.95	0402	SVEHLA, STANLEY COY	338.60	467.26
THERANEST WILEY M	195.00	0402	SVEHLA, STANLEY COY	338.60	467.26
HOLIDAY INN EXPRESS & SU	420.36	0402	CAIN, MORIA COOPERMAN	338.60	250.21
HYATT REGENCY HOUSTON	830.70	0402	CAIN, MORIA COOPERMAN	338.60	250.21
HYATT REGENCY HOUSTON	498.42	0402	SHULL, WILLIAM AGUSTIN	338.60	166.14
ARC SERVICES/TRAINING	140.00	0402	LAVERS, THOMAS EARL	338.60	140.00
CVENT TCDRS	245.00	1030	MAREZ, EDWARD J	245.00	245.00
FEDEX 28961231	11.54	3520	CLARK, JAMYE	244.69	244.69
GREYHOUND LINES CNP	95.00	3520	CLARK, JAMYE	244.69	244.69

Nueces County
Transaction Totals by Department Average
Statement Date(s): 06/28/2018

Merchant	Amount	Department	Card Holder Name	Average Transaction per Dept	Average Transaction per Cardholder
HILTON GARDEN INN VICTORI	831.68	3520	CLARK, JAMYE	244.69	244.69
HOLIDAY INN	113.85	3520	CLARK, JAMYE	244.69	244.69
HOTEL INDIGO	563.97	3520	CLARK, JAMYE	244.69	244.69
RENAISSANCE HOTELS AND	318.66	3520	CLARK, JAMYE	244.69	244.69
STATE BAR TX - MCLE-W	50.92	3520	CLARK, JAMYE	244.69	244.69
STATE BAR TX-CLE WEB	1,290.00	3520	CLARK, JAMYE	244.69	244.69
TDCAA	-350.00	3520	CLARK, JAMYE	244.69	244.69
TLO TRANSUNION	500.00	3520	CLARK, JAMYE	244.69	244.69
TEXAS PUBLIC HEALTH	450.00	1160	GARZA, JUANITA ALANIS	242.75	450.00
BOB BROOKS COMPUTER SA	316.75	1160	MARTINEZ, JUAN D	242.75	316.75
BROOKS TIRE INC	75.86	1160	VELAZQUEZ-MENDOZA, SANDRA N	242.75	215.93
USPS PO 4820200410	356.00	1160	VELAZQUEZ-MENDOZA, SANDRA N	242.75	215.93
THE HOME DEPOT #6584	15.12	1160	ENRRIQUES, BIANCA	242.75	15.12
AMMOMAN COM 856-767-3877	829.00	3830	RIVERA, JIMMY	241.11	829.00
AUTOZONE #1335	24.64	3830	MENDOZA JR, OSCAR	241.11	143.13
CULLIGAN	23.40	3830	MENDOZA JR, OSCAR	241.11	143.13
NORTHWEST TIRE AND AUTO S	73.12	3830	MENDOZA JR, OSCAR	241.11	143.13
OREILLY AUTO #0592	43.62	3830	MENDOZA JR, OSCAR	241.11	143.13
PALMETTO STATE ARMORY	382.99	3830	MENDOZA JR, OSCAR	241.11	143.13
SOUTHERN TIRE MART	310.98	3830	MENDOZA JR, OSCAR	241.11	143.13
STATE BAR TX-DUES-WEB	240.00	1121	LITTLE III, TYNER W	240.00	240.00
FERGUSON ENT # 116	228.00	1570	SANTA MARIA JR, OSCAR	220.78	548.83
MARK S PLUMBING PARTS	869.66	1570	SANTA MARIA JR, OSCAR	220.78	548.83
A PLUS PLUMBING AND RE	520.00	1570	RIOS, BOBBY C	220.78	398.29
AUTOZONE 4216	29.99	1570	RIOS, BOBBY C	220.78	398.29
CORPUS CHRISTI SAFE AND L	44.00	1570	RIOS, BOBBY C	220.78	398.29
IN PRO TECH MECHANICAL I	685.00	1570	RIOS, BOBBY C	220.78	398.29
JOHNSON CONTROLS SS	2,084.75	1570	RIOS, BOBBY C	220.78	398.29
JOHNSTONE SPLY AT CORPUS	118.83	1570	RIOS, BOBBY C	220.78	398.29
MUNIZ ELECTRICAL AND COOL	270.00	1570	RIOS, BOBBY C	220.78	398.29
OFFICE DEPOT #468	14.37	1570	RIOS, BOBBY C	220.78	398.29
PROF PLUMBING GROUP	3,458.55	1570	RIOS, BOBBY C	220.78	398.29
THE HOME DEPOT #6584	740.40	1570	RIOS, BOBBY C	220.78	398.29

Nueces County
Transaction Totals by Department Average
Statement Date(s): 06/28/2018

Merchant	Amount	Department	Card Holder Name	Average Transaction per Dept	Average Transaction per Cardholder
AMAZON MKTPLACE PMTS	137.47	1570	HOGWOOD, CHARLES EUGENE	220.78	251.50
AMAZON MKTPLACE PMTS WWW.	290.97	1570	HOGWOOD, CHARLES EUGENE	220.78	251.50
FSGI CORPUS LIGHTING	729.00	1570	HOGWOOD, CHARLES EUGENE	220.78	251.50
GRAYBAR ELECTRIC	84.15	1570	HOGWOOD, CHARLES EUGENE	220.78	251.50
GRAYBAR ELECTRIC COMPANY	699.78	1570	HOGWOOD, CHARLES EUGENE	220.78	251.50
JOHNSON CONTROLS SS	399.20	1570	HOGWOOD, CHARLES EUGENE	220.78	251.50
MUNIZ ELECTRICAL AND COOL	405.00	1570	HOGWOOD, CHARLES EUGENE	220.78	251.50
THE HOME DEPOT #6584	20.89	1570	HOGWOOD, CHARLES EUGENE	220.78	251.50
A PLUS PLUMBING AND RE	1,179.37	1570	CRUTCHFIELD, ROCKY J	220.78	229.53
CORPUS CHRISTI SAFE AND L	119.50	1570	CRUTCHFIELD, ROCKY J	220.78	229.53
GRAYBAR ELECTRIC COMPANY	183.36	1570	CRUTCHFIELD, ROCKY J	220.78	229.53
IN PRO TECH MECHANICAL I	266.50	1570	CRUTCHFIELD, ROCKY J	220.78	229.53
INTERSTATE BATTERIES	94.33	1570	CRUTCHFIELD, ROCKY J	220.78	229.53
JOHNSTONE SUPPLY OF C C	50.66	1570	CRUTCHFIELD, ROCKY J	220.78	229.53
MCCOYS #17	39.46	1570	CRUTCHFIELD, ROCKY J	220.78	229.53
RAPID AIR	1,226.25	1570	CRUTCHFIELD, ROCKY J	220.78	229.53
SHEINBERG TOOL CO INC	39.23	1570	CRUTCHFIELD, ROCKY J	220.78	229.53
SQ TOTAL PROTECTIO	231.23	1570	CRUTCHFIELD, ROCKY J	220.78	229.53
THE HOME DEPOT #6564	25.75	1570	CRUTCHFIELD, ROCKY J	220.78	229.53
THE HOME DEPOT #6584	216.91	1570	CRUTCHFIELD, ROCKY J	220.78	229.53
IN PRO TECH MECHANICAL I	201.58	1570	FLORES, RICHARD	220.78	182.77
RAPID AIR	238.00	1570	FLORES, RICHARD	220.78	182.77
SPRING PLUMBING CONSTRUCT	434.07	1570	FLORES, RICHARD	220.78	182.77
THE HOME DEPOT #6584	40.18	1570	FLORES, RICHARD	220.78	182.77
A & B PLASTICS AND FABRIC	243.75	1570	PERALES, ERNESTO GALLEGOS	220.78	166.77
ASHMORE PAINT CO INC	18.05	1570	PERALES, ERNESTO GALLEGOS	220.78	166.77
BIRDS RUBBER STAMPS	58.50	1570	PERALES, ERNESTO GALLEGOS	220.78	166.77
CORPUS CHRISTI SAFE AND L	148.00	1570	PERALES, ERNESTO GALLEGOS	220.78	166.77
IN CUBIT CONTRACTING LLC	562.50	1570	PERALES, ERNESTO GALLEGOS	220.78	166.77

Nueces County
Transaction Totals by Department Average
Statement Date(s): 06/28/2018

Merchant	Amount	Department	Card Holder Name	Average Transaction per Dept	Average Transaction per Cardholder
LOWES #01825	179.00	1570	PERALES, ERNESTO GALLEGOS	220.78	166.77
SQ GOSQ.COM TIMOTH	800.00	1570	PERALES, ERNESTO GALLEGOS	220.78	166.77
THE HOME DEPOT #6584	325.00	1570	PERALES, ERNESTO GALLEGOS	220.78	166.77
A PLUS PLUMBING AND RE	382.50	1570	CASTILLO, NOE C	220.78	161.94
CC PLUMBING	7.76	1570	CASTILLO, NOE C	220.78	161.94
MCCOYS #17	19.98	1570	CASTILLO, NOE C	220.78	161.94
PROF PLUMBING GROUP	682.30	1570	CASTILLO, NOE C	220.78	161.94
THE HOME DEPOT #0526	956.09	1570	CASTILLO, NOE C	220.78	161.94
THE HOME DEPOT #6584	372.34	1570	CASTILLO, NOE C	220.78	161.94
ZORO TOOLS INC	331.96	1570	CASTILLO, NOE C	220.78	161.94
ABC KEYS & SAFES	50.00	1570	MOYA, RUDY G	220.78	134.88
ASHMORE PAINT CO INC	81.38	1570	MOYA, RUDY G	220.78	134.88
CORPUS CHRISTI SAFE AND L	22.00	1570	MOYA, RUDY G	220.78	134.88
M&D FLOORING	521.00	1570	MOYA, RUDY G	220.78	134.88
OREILLY AUTO #0445	118.63	1570	CHERRY III, NED	220.78	118.63
PRAXAIR DIST INC OAM	180.53	1570	HARTUNG, MARY ANNE	220.78	103.50
TWC TIME WARNER CABLE	233.47	1570	HARTUNG, MARY ANNE	220.78	103.50
CARQUEST 5287	40.20	1570	HINOJOSA, VICTOR A	220.78	51.55
HOSE OF SOUTH TEXAS OLD	124.94	1570	HINOJOSA, VICTOR A	220.78	51.55
UNIVAR USA INC	251.55	1570	HINOJOSA, VICTOR A	220.78	51.55
WESTERN AUTO ACE HARDWAR	47.26	1570	HINOJOSA, VICTOR A	220.78	51.55
BROOKS TIRE INC	7.00	1570	LUGO III, ROBERT CARLOS	220.78	7.00
ALLISONHOUSE LLC	180.00	5105	BOYCE, CHRISTOPHER A	206.54	206.54
TWC TIME WARNER CABLE	233.07	5105	BOYCE, CHRISTOPHER A	206.54	206.54
EWALD KUBOTA - CORPUS CHR	44.35	0120	MORENO, YOLANDA	205.06	651.73
GRAY PHOTOGRAPHY	325.00	0120	MORENO, YOLANDA	205.06	651.73
IBI INFORMA PRODUCTS	2,425.00	0120	MORENO, YOLANDA	205.06	651.73
MUNIZ ELECTRICAL AND COOL	2,805.00	0120	MORENO, YOLANDA	205.06	651.73
NACE INTERNATIONAL	140.00	0120	MORENO, YOLANDA	205.06	651.73
TEXAS ENVIRONMENTAL HEALT	50.00	0120	MORENO, YOLANDA	205.06	651.73
THE FRAME UP	133.75	0120	MORENO, YOLANDA	205.06	651.73
TX DEPT AGRICULTUR	375.00	0120	MORENO, YOLANDA	205.06	651.73
WWW.NEWEGG.COM	219.22	0120	MORENO, YOLANDA	205.06	651.73
ARC HOUSTON 09	585.87	0120	MOLINA, MICHAEL A	205.06	585.87
GRAYBAR ELECTRIC COMPANY	457.05	0120	DESAI, DIPAK VIJAYKUMAR	205.06	398.22

Nueces County
Transaction Totals by Department Average
Statement Date(s): 06/28/2018

Merchant	Amount	Department	Card Holder Name	Average Transaction per Dept	Average Transaction per Cardholder
IN STRONG CONSULTING SER	1,320.00	0120	DESAI, DIPAK VIJAYKUMAR	205.06	398.22
SQ TOTAL PROTECTION SYST	1,663.50	0120	DESAI, DIPAK VIJAYKUMAR	205.06	398.22
TDLR BOILER INVOIC	143.41	0120	DESAI, DIPAK VIJAYKUMAR	205.06	398.22
GCR 630CORPCHRISTITX	1,583.84	0120	ORTIZ, CIPRIANO	205.06	358.00
GRAINGER	64.68	0120	ORTIZ, CIPRIANO	205.06	358.00
SOUTHERN TIRE MART	1,215.46	0120	ORTIZ, CIPRIANO	205.06	358.00
AN CHEVROLET N CORPUS	89.22	0120	LOPEZ, ROSIE LAMAR	205.06	355.60
AUTO EQUIPMENT SERVI	333.90	0120	LOPEZ, ROSIE LAMAR	205.06	355.60
BUSH HYDRAULICS	64.00	0120	LOPEZ, ROSIE LAMAR	205.06	355.60
C.C. BATTERY COMPANY	176.00	0120	LOPEZ, ROSIE LAMAR	205.06	355.60
CLOSNER EQUIPMENT CO IN	791.74	0120	LOPEZ, ROSIE LAMAR	205.06	355.60
COASTAL DIESEL	1,260.29	0120	LOPEZ, ROSIE LAMAR	205.06	355.60
CREAGER TIRE AND BATTERY	7.00	0120	LOPEZ, ROSIE LAMAR	205.06	355.60
DOGGETT HM #2	614.60	0120	LOPEZ, ROSIE LAMAR	205.06	355.60
FLEETPRIDE 155	11.98	0120	LOPEZ, ROSIE LAMAR	205.06	355.60
HOLT CAT CORPUS - MC	193.60	0120	LOPEZ, ROSIE LAMAR	205.06	355.60
HOSE OF SOUTH TEXAS	66.38	0120	LOPEZ, ROSIE LAMAR	205.06	355.60
LONE STAR TRENCHER PARTS	2,127.67	0120	LOPEZ, ROSIE LAMAR	205.06	355.60
NXKEM USA LLC	270.36	0120	LOPEZ, ROSIE LAMAR	205.06	355.60
PP JOHNNY COOL REFIG	205.00	0120	LOPEZ, ROSIE LAMAR	205.06	355.60
SAFETY KLEEN CORP	518.21	0120	LOPEZ, ROSIE LAMAR	205.06	355.60
WOODY'S TRUCK CENTER	26.53	0120	LOPEZ, ROSIE LAMAR	205.06	355.60
CBS RENTAL & SUPPLY	602.00	0120	GARCIA, JERRY	205.06	330.36
CITY OF CORPUS CHRISTI	501.55	0120	GARCIA, JERRY	205.06	330.36
FAR BEYOND TINT & AL	730.00	0120	GARCIA, JERRY	205.06	330.36
PP JOHNNY COOL REFIG	354.00	0120	GARCIA, JERRY	205.06	330.36
TEXAS THRONE LLC	125.00	0120	GARCIA, JERRY	205.06	330.36
AT&T BILL PAYMENT	964.66	0120	SANCHEZ, JOSE LUIS	205.06	263.55
COASTAL DIESEL	170.20	0120	SANCHEZ, JOSE LUIS	205.06	263.55
SHEINBERG TOOL CO INC	64.23	0120	SANCHEZ, JOSE LUIS	205.06	263.55
THE HOME DEPOT #6584	10.14	0120	SANCHEZ, JOSE LUIS	205.06	263.55
W WHITE AIR CONDITIONING	372.06	0120	SANCHEZ, JOSE LUIS	205.06	263.55
WILBUR ELLIS TAFT	485.00	0120	YBARRA, EDUARDO C	205.06	242.50
CBS RENTAL & SUPPLY	302.67	0120	JAQUEZ, NOE F	205.06	138.56
THE HOME DEPOT #6564	113.00	0120	JAQUEZ, NOE F	205.06	138.56
AN CHEVROLET N CORPUS	164.96	0120	MARTINEZ JR, ARTURO	205.06	126.42
ARNOLD OIL COMPANY	244.70	0120	MARTINEZ JR, ARTURO	205.06	126.42

Nueces County
Transaction Totals by Department Average
Statement Date(s): 06/28/2018

Merchant	Amount	Department	Card Holder Name	Average Transaction per Dept	Average Transaction per Cardholder
BOSCH AUTOMOTIVE SERVICE	-57.34	0120	MARTINEZ JR, ARTURO	205.06	126.42
CARQUEST 5287	59.06	0120	MARTINEZ JR, ARTURO	205.06	126.42
COASTAL DIESEL	171.47	0120	MARTINEZ JR, ARTURO	205.06	126.42
COOPER EQUIPMENT	361.20	0120	MARTINEZ JR, ARTURO	205.06	126.42
CORPUS CHRISTI FREIGHTLIN	127.61	0120	MARTINEZ JR, ARTURO	205.06	126.42
DIESEL ENGINE & INJECTIO	13.23	0120	MARTINEZ JR, ARTURO	205.06	126.42
GCR 630CORPCHRISTITX	150.00	0120	MARTINEZ JR, ARTURO	205.06	126.42
HOSE OF SOUTH TEXAS OLD	346.59	0120	MARTINEZ JR, ARTURO	205.06	126.42
KIMBALL MIDWEST	278.05	0120	MARTINEZ JR, ARTURO	205.06	126.42
MCCOYS #17	31.16	0120	MARTINEZ JR, ARTURO	205.06	126.42
MEADOWBROOK HARDWARE	358.61	0120	MARTINEZ JR, ARTURO	205.06	126.42
NUECES POWER EQUIPMENT	111.74	0120	MARTINEZ JR, ARTURO	205.06	126.42
OIL PATCH PETROLEUM INC	44.29	0120	MARTINEZ JR, ARTURO	205.06	126.42
PMI ROBSTOWN	344.89	0120	MARTINEZ JR, ARTURO	205.06	126.42
RAM PRODUCTS LTD.	323.09	0120	MARTINEZ JR, ARTURO	205.06	126.42
ROMCO EQUIPMENT 003	582.72	0120	MARTINEZ JR, ARTURO	205.06	126.42
SAMES FORD LINCOLN	92.50	0120	MARTINEZ JR, ARTURO	205.06	126.42
SERVICE HYDRAULICS L	556.55	0120	MARTINEZ JR, ARTURO	205.06	126.42
SHEINBERG TOOL CO INC	74.67	0120	MARTINEZ JR, ARTURO	205.06	126.42
SOUTHERN TIRE MART	79.99	0120	MARTINEZ JR, ARTURO	205.06	126.42
TRACTOR SUPPLY CO #1907	22.98	0120	MARTINEZ JR, ARTURO	205.06	126.42
WAUKESHA-PEARCE CORPUS	63.62	0120	MARTINEZ JR, ARTURO	205.06	126.42
WESTERN AUTO ACE HARDWAR	100.97	0120	MARTINEZ JR, ARTURO	205.06	126.42
WOODY'S TRUCK CENTER	30.41	0120	MARTINEZ JR, ARTURO	205.06	126.42
AIRGAS CENTRAL	205.09	0120	MERCADO, SANTIAGO	205.06	95.85
ARNOLD OIL COMPANY	106.09	0120	MERCADO, SANTIAGO	205.06	95.85
BUSTERS BUTANE	24.00	0120	MERCADO, SANTIAGO	205.06	95.85
CARQUEST 5287	149.92	0120	MERCADO, SANTIAGO	205.06	95.85
COASTAL DIESEL	259.86	0120	MERCADO, SANTIAGO	205.06	95.85
CORPUS CHRISTI FREIGHTLIN	2,026.27	0120	MERCADO, SANTIAGO	205.06	95.85
CREAGER TIRE AND BATTERY	14.00	0120	MERCADO, SANTIAGO	205.06	95.85
FLEETPRIDE 155	206.41	0120	MERCADO, SANTIAGO	205.06	95.85
HOSE OF SOUTH TEXAS	122.09	0120	MERCADO, SANTIAGO	205.06	95.85
HOSE OF SOUTH TEXAS OLD	18.24	0120	MERCADO, SANTIAGO	205.06	95.85

Nueces County
Transaction Totals by Department Average
Statement Date(s): 06/28/2018

Merchant	Amount	Department	Card Holder Name	Average Transaction per Dept	Average Transaction per Cardholder
HOUSTON FREIGHTLINER ACCO	-146.06	0120	MERCADO, SANTIAGO	205.06	95.85
HUSKY TRAILER& PARTS CO	18.46	0120	MERCADO, SANTIAGO	205.06	95.85
IN ALLISON TRANS TECH LL	111.00	0120	MERCADO, SANTIAGO	205.06	95.85
IWS GAS AND SUPPLY OF TX	12.04	0120	MERCADO, SANTIAGO	205.06	95.85
JACKS SMALL ENGINES & GEN	90.97	0120	MERCADO, SANTIAGO	205.06	95.85
LITHIA FLCC LLC	617.65	0120	MERCADO, SANTIAGO	205.06	95.85
MCCOYS #17	59.56	0120	MERCADO, SANTIAGO	205.06	95.85
NUECES POWER EQUIPMENT	48.73	0120	MERCADO, SANTIAGO	205.06	95.85
ROBSTOWN HARDWARE CO INC	136.40	0120	MERCADO, SANTIAGO	205.06	95.85
RUBEN'S FLEET SERVICE	7.00	0120	MERCADO, SANTIAGO	205.06	95.85
SHEINBERG TOOL CO INC	77.62	0120	MERCADO, SANTIAGO	205.06	95.85
SOUTHWEST WHEEL CO COR	19.96	0120	MERCADO, SANTIAGO	205.06	95.85
TIPSCO	59.34	0120	MERCADO, SANTIAGO	205.06	95.85
WAUKESHA-PEARCE CORPUS	940.80	0120	MERCADO, SANTIAGO	205.06	95.85
WOODY'S TRUCK CENTER	86.09	0120	MERCADO, SANTIAGO	205.06	95.85
FASTSERV SUPPLY CORPUS	42.84	0120	WHITE, DOROTHY ARLENE	205.06	75.26
NSC NORTHERN SAFETY CO	58.00	0120	WHITE, DOROTHY ARLENE	205.06	75.26
TEXAS THRONE LLC	243.55	0120	WHITE, DOROTHY ARLENE	205.06	75.26
WM SUPERCENTER #470	16.94	0120	WHITE, DOROTHY ARLENE	205.06	75.26
WM SUPERCENTER #5898	14.97	0120	WHITE, DOROTHY ARLENE	205.06	75.26
C.C. BATTERY COMPANY	119.95	0120	CISNEROS, SIMON G	205.06	67.03
CORPUS CHRISTI FREIGHTLIN	190.94	0120	CISNEROS, SIMON G	205.06	67.03
DOUBLE TUFF TRUCK TARPS I	74.68	0120	CISNEROS, SIMON G	205.06	67.03
EWALD KUBOTA - CORPUS CHR	59.07	0120	CISNEROS, SIMON G	205.06	67.03
OREILLY AUTO #1982	199.64	0120	CISNEROS, SIMON G	205.06	67.03
ROBSTOWN HARDWARE CO INC	277.46	0120	CISNEROS, SIMON G	205.06	67.03
THE HOME DEPOT #6564	17.47	0120	CISNEROS, SIMON G	205.06	67.03
TIPSCO	133.20	0120	CISNEROS, SIMON G	205.06	67.03
FRANCO'S GARAGE	1,447.50	3850	RAMOS JR, ROBERTO	184.92	305.45
GOODYEAR TIRE #4739	595.96	3850	RAMOS JR, ROBERTO	184.92	305.45
OREILLY AUTO #0711	55.39	3850	RAMOS JR, ROBERTO	184.92	305.45
OREILLY AUTO #1982	32.27	3850	RAMOS JR, ROBERTO	184.92	305.45

Nueces County
Transaction Totals by Department Average
Statement Date(s): 06/28/2018

Merchant	Amount	Department	Card Holder Name	Average Transaction per Dept	Average Transaction per Cardholder
RICHARDS GARAGE	7.00	3850	RAMOS JR, ROBERTO	184.92	305.45
OREILLY AUTO #1982	152.93	3850	PEREZ, EFRAIN	184.92	111.54
RIVERSIDE VETERINARY CLIN	137.00	3850	PEREZ, EFRAIN	184.92	111.54
ROBSTOWN CLEANERS	44.70	3850	PEREZ, EFRAIN	184.92	111.54
HESSELBEIN TIRE SW	210.76	3850	MARTIN, VANESSA	184.92	80.99
OREILLY AUTO #1982	20.41	3850	MARTIN, VANESSA	184.92	80.99
ROBLES TIRE RECYCLING	90.00	3850	MARTIN, VANESSA	184.92	80.99
STUNTCAMS.COM	50.00	3850	MARTIN, VANESSA	184.92	80.99
VIP CAR WASH & SUPER	114.75	3850	MARTIN, VANESSA	184.92	80.99
ACADEMY SPORTS #29	170.37	0180	SCOTT, ALANA KAY	184.62	330.55
AMERICAN SHORE & BEAC	200.00	0180	SCOTT, ALANA KAY	184.62	330.55
ATT BILL PAYMENT	159.84	0180	SCOTT, ALANA KAY	184.62	330.55
BLOCK AND COMPANY	282.82	0180	SCOTT, ALANA KAY	184.62	330.55
DISCOUNT TIRE TXC 13	1,211.50	0180	SCOTT, ALANA KAY	184.62	330.55
EAGLE LOCK AND KEY	1,871.05	0180	SCOTT, ALANA KAY	184.62	330.55
FORESTRY SUPPLIERS INC	297.00	0180	SCOTT, ALANA KAY	184.62	330.55
GCR 630CORPCHRISTITX	346.50	0180	SCOTT, ALANA KAY	184.62	330.55
KEYSTONEPES	142.25	0180	SCOTT, ALANA KAY	184.62	330.55
KLEEN-RITE CORPORATION	749.84	0180	SCOTT, ALANA KAY	184.62	330.55
MOMAR INC	821.53	0180	SCOTT, ALANA KAY	184.62	330.55
OFFICE DEPOT #70	179.97	0180	SCOTT, ALANA KAY	184.62	330.55
PAYPAL DBSA	87.70	0180	SCOTT, ALANA KAY	184.62	330.55
PAYPAL DESIGNERCOL	371.70	0180	SCOTT, ALANA KAY	184.62	330.55
PAYPAL ZHOUHAIBO	152.93	0180	SCOTT, ALANA KAY	184.62	330.55
RED RIVER SPECIALTIES	468.76	0180	SCOTT, ALANA KAY	184.62	330.55
SAMS CLUB #8267	145.40	0180	SCOTT, ALANA KAY	184.62	330.55
SAMSCLUB #8267	142.11	0180	SCOTT, ALANA KAY	184.62	330.55
SAMSCLUB #8267	249.13	0180	SCOTT, ALANA KAY	184.62	330.55
SMARTSIGN	126.86	0180	SCOTT, ALANA KAY	184.62	330.55
SMARTSIGN	443.95	0180	SCOTT, ALANA KAY	184.62	330.55
T C AUTO SERVICE INC	622.08	0180	SCOTT, ALANA KAY	184.62	330.55
THE ISLAND CAR WASH	12.00	0180	SCOTT, ALANA KAY	184.62	330.55
AIR & FILTERS	123.24	0180	AGUILAR, ROBERT MARIO	184.62	233.33
ISLAND TIRE AND AUTOMOTIV	1,097.23	0180	AGUILAR, ROBERT MARIO	184.62	233.33
NORTH PADRE HARDWARE	112.43	0180	AGUILAR, ROBERT MARIO	184.62	233.33
NORTH PADRE HARDWARE	767.04	0180	AGUILAR, ROBERT MARIO	184.62	233.33
ALTEX ELECTRONICS 1061	194.45	0180	GALVAN JR, ANTONIO	184.62	135.23
GULF COAST REPAIR	239.66	0180	GALVAN JR, ANTONIO	184.62	135.23

Nueces County
Transaction Totals by Department Average
Statement Date(s): 06/28/2018

Merchant	Amount	Department	Card Holder Name	Average Transaction per Dept	Average Transaction per Cardholder
HUSKY TRAILER& PARTS CO	76.24	0180	GALVAN JR, ANTONIO	184.62	135.23
ISLAND TIRE AND AUTOMOTIV	400.36	0180	GALVAN JR, ANTONIO	184.62	135.23
LOWES #01825	733.60	0180	GALVAN JR, ANTONIO	184.62	135.23
NORTH PADRE HARDWARE	106.95	0180	GALVAN JR, ANTONIO	184.62	135.23
NORTH PADRE HARDWARE	382.33	0180	GALVAN JR, ANTONIO	184.62	135.23
PORT ARANSAS HARDWARE	30.15	0180	GALVAN JR, ANTONIO	184.62	135.23
DISCOUNT TIRE TXC 13	21.00	0180	CRONIN, RONALD MICHAEL	184.62	55.85
ISLAND TIRE AND AUTOMOTIV	109.47	0180	CRONIN, RONALD MICHAEL	184.62	55.85
LOWES #01825	83.29	0180	CRONIN, RONALD MICHAEL	184.62	55.85
LOWES #01825	504.29	0180	CRONIN, RONALD MICHAEL	184.62	55.85
LUBRICATION STATION	47.97	0180	CRONIN, RONALD MICHAEL	184.62	55.85
NORTH PADRE HARDWARE	224.73	0180	CRONIN, RONALD MICHAEL	184.62	55.85
NORTH PADRE HARDWARE	316.12	0180	CRONIN, RONALD MICHAEL	184.62	55.85
ROBSTOWN HARDWARE CO INC	122.76	0180	CRONIN, RONALD MICHAEL	184.62	55.85
TEXAS LAUNDRY SERVICE COM	72.97	0180	CRONIN, RONALD MICHAEL	184.62	55.85
THE HOME DEPOT #0526	117.18	0180	CRONIN, RONALD MICHAEL	184.62	55.85
FACTORY OUTLET MAXTOOL	1,458.00	3480	TOREN, MILES D	183.77	793.50
THE HOME DEPOT #6584	129.00	3480	TOREN, MILES D	183.77	793.50
AUSTIN EMBASSY SUITES	338.14	3480	FLORES, HOMER	183.77	338.14
3P LEARNING PTY LT	346.50	3480	SALDANA, DEANNA	183.77	210.16
BROWNWOOD INN & SUITES	201.14	3480	SALDANA, DEANNA	183.77	210.16
CROSS BORDER TRANS FEE	3.47	3480	SALDANA, DEANNA	183.77	210.16
IDENTOGO - TX FINGERPRINT	110.00	3480	SALDANA, DEANNA	183.77	210.16
IN PROTEX RESTAURANT SER	1,321.48	3480	SALDANA, DEANNA	183.77	210.16
LA COSTA DENTAL OF A	1,155.28	3480	SALDANA, DEANNA	183.77	210.16
LA COSTA DENTAL OF K	150.00	3480	SALDANA, DEANNA	183.77	210.16
MIDTOWN	276.00	3480	SALDANA, DEANNA	183.77	210.16
OMNI AUSTIN SOUTHPARK	167.90	3480	SALDANA, DEANNA	183.77	210.16
OTC BRANDS INC.	109.93	3480	SALDANA, DEANNA	183.77	210.16
PETCO 1425 63514251	83.26	3480	SALDANA, DEANNA	183.77	210.16
PETSMART # 0196	448.71	3480	SALDANA, DEANNA	183.77	210.16
TLC COMPLETE CARE MIDTOWN	974.00	3480	SALDANA, DEANNA	183.77	210.16
TRACTOR SUPPLY CO #1907	177.41	3480	SALDANA, DEANNA	183.77	210.16
WAL-MART #0470	149.27	3480	SALDANA, DEANNA	183.77	210.16

Nueces County
Transaction Totals by Department Average
Statement Date(s): 06/28/2018

Merchant	Amount	Department	Card Holder Name	Average Transaction per Dept	Average Transaction per Cardholder
JANET PENA OD	235.00	3480	MORENO, JOSHUA ANTHONY	183.77	176.94
LA COSTA DENTAL OF A	1,110.03	3480	MORENO, JOSHUA ANTHONY	183.77	176.94
NETFLIX.COM	13.99	3480	MORENO, JOSHUA ANTHONY	183.77	176.94
SOUTH PADRE ISLAND PEDIAT	120.00	3480	MORENO, JOSHUA ANTHONY	183.77	176.94
THE HOME DEPOT #6584	142.00	3480	MORENO, JOSHUA ANTHONY	183.77	176.94
WAL-MART #0470	64.24	3480	MORENO, JOSHUA ANTHONY	183.77	176.94
WALGREENS #4424	263.99	3480	MORENO, JOSHUA ANTHONY	183.77	176.94
WM SUPERCENTER #470	174.00	3480	MORENO, JOSHUA ANTHONY	183.77	176.94
HAMPTON INNS	192.10	3480	SCHMIDT, CLAUDIA ANNETTE	183.77	95.10
PETSMART # 0196	188.28	3480	SCHMIDT, CLAUDIA ANNETTE	183.77	95.10
AN CHEVROLET N CORPUS	183.97	3480	FLORES, PAUL	183.77	53.38
CARISMA WASH	237.66	3480	FLORES, PAUL	183.77	53.38
HOBBY-LOBBY #0066	32.44	3480	FLORES, PAUL	183.77	53.38
THE HOME DEPOT #6584	26.32	3480	FLORES, PAUL	183.77	53.38
DEFENSIVE DRIVING.COM	35.00	3480	MILAM, JOHN	183.77	35.00
CITY OF CC AIRPORT	40.00	3480	STEWART-MUERY, BRITTANY RYAN	183.77	20.00
4CHANGE ENERGY CHANGE	175.00	4110	HERRERA, VERONICA ELIZABETH	174.30	191.75
4TE GEXA ENERGY	211.44	4110	HERRERA, VERONICA ELIZABETH	174.30	191.75
AMBIT TEXAS LLC	99.81	4110	HERRERA, VERONICA ELIZABETH	174.30	191.75
AMBIT TEXAS LLC	301.45	4110	HERRERA, VERONICA ELIZABETH	174.30	191.75
AMIGO ENERGY	629.22	4110	HERRERA, VERONICA ELIZABETH	174.30	191.75
CHAMPION ENERGY SERVICES	177.81	4110	HERRERA, VERONICA ELIZABETH	174.30	191.75
CITY OF CORPUS CHRISTI	483.53	4110	HERRERA, VERONICA ELIZABETH	174.30	191.75
CITY OF CORPUS CHRISTI	3,878.09	4110	HERRERA, VERONICA ELIZABETH	174.30	191.75
CORPUS CHRISTI FUNERAL	621.00	4110	HERRERA, VERONICA ELIZABETH	174.30	191.75
FSI CPL RETAIL	125.45	4110	HERRERA, VERONICA ELIZABETH	174.30	191.75
FSI CPL RETAIL	715.79	4110	HERRERA, VERONICA ELIZABETH	174.30	191.75
FSI DIRECT ENERGY	95.45	4110	HERRERA, VERONICA ELIZABETH	174.30	191.75
FSI FIRST CHOICE POWER	134.15	4110	HERRERA, VERONICA ELIZABETH	174.30	191.75
GUARDIAN FUNERAL HOME & C	621.00	4110	HERRERA, VERONICA ELIZABETH	174.30	191.75

Nueces County
Transaction Totals by Department Average
Statement Date(s): 06/28/2018

Merchant	Amount	Department	Card Holder Name	Average Transaction per Dept	Average Transaction per Cardholder
JUST ENERGY	217.95	4110	HERRERA, VERONICA ELIZABETH	174.30	191.75
JUST ENERGY	360.45	4110	HERRERA, VERONICA ELIZABETH	174.30	191.75
PAW ALL FAITH CREMATION	671.00	4110	HERRERA, VERONICA ELIZABETH	174.30	191.75
RELIANT ENERGY	325.86	4110	HERRERA, VERONICA ELIZABETH	174.30	191.75
SEASIDE MEMORIAL PARK	317.50	4110	HERRERA, VERONICA ELIZABETH	174.30	191.75
SQ CORPUS CHRISTI AREA C	210.00	4110	HERRERA, VERONICA ELIZABETH	174.30	191.75
SQ SOUTH TEXAS SOCIAL WO	1,350.00	4110	HERRERA, VERONICA ELIZABETH	174.30	191.75
STREAM ENERGY/EZ-PAY	113.51	4110	HERRERA, VERONICA ELIZABETH	174.30	191.75
STREAM ENERGY/EZ-PAY	429.29	4110	HERRERA, VERONICA ELIZABETH	174.30	191.75
TARA ENERGY	148.07	4110	HERRERA, VERONICA ELIZABETH	174.30	191.75
TREVINO FUNERAL HOME	1,242.00	4110	HERRERA, VERONICA ELIZABETH	174.30	191.75
TXU BILL PAYMENT	401.22	4110	HERRERA, VERONICA ELIZABETH	174.30	191.75
TXU BILL PAYMENT	1,639.10	4110	HERRERA, VERONICA ELIZABETH	174.30	191.75
XOOM ENERGY TEXAS	219.86	4110	HERRERA, VERONICA ELIZABETH	174.30	191.75
AMBIT TEXAS LLC	85.15	4110	GARZA, MARGARITA P	174.30	157.89
CITY OF CORPUS CHRISTI	175.00	4110	GARZA, MARGARITA P	174.30	157.89
CITY OF CORPUS CHRISTI	529.99	4110	GARZA, MARGARITA P	174.30	157.89
JUST ENERGY	175.00	4110	GARZA, MARGARITA P	174.30	157.89
JUST ENERGY	560.46	4110	GARZA, MARGARITA P	174.30	157.89
NUECES COUNTY WATER DISCT	620.76	4110	GARZA, MARGARITA P	174.30	157.89
NUECES ELECTRIC COOP	128.54	4110	GARZA, MARGARITA P	174.30	157.89
NUECES ELECTRIC COOP	837.69	4110	GARZA, MARGARITA P	174.30	157.89
RELIANT ENERGY	173.74	4110	GARZA, MARGARITA P	174.30	157.89
ROBSTOWN UTILITY SYSTEMS	1,800.45	4110	GARZA, MARGARITA P	174.30	157.89
ROBSTOWN UTILITY SYSTEMS	3,262.87	4110	GARZA, MARGARITA P	174.30	157.89
STREAM ENERGY/EZ-PAY	212.95	4110	GARZA, MARGARITA P	174.30	157.89
TARA ENERGY	169.93	4110	GARZA, MARGARITA P	174.30	157.89
TPG CITYOFDRISCOLLUTILITI	85.91	4110	GARZA, MARGARITA P	174.30	157.89
TXU BILL PAYMENT	339.33	4110	GARZA, MARGARITA P	174.30	157.89
GREYHOUND LINES 6855	51.50	4110	MITSUI, ELAYNE C	174.30	65.83

Nueces County
Transaction Totals by Department Average
Statement Date(s): 06/28/2018

Merchant	Amount	Department	Card Holder Name	Average Transaction per Dept	Average Transaction per Cardholder
WM SUPERCENTER #470	146.00	4110	MITSUI, ELAYNE C	174.30	65.83
USPS PO 4876650380	3.45	4110	WOOLDRIDGE, LAURA ANNETTE	174.30	3.45
71930 - MLK SELF PARK	92.00	1245	GUERRA, JULIE	171.43	171.43
ABM NAVY PIER 2006	28.00	1245	GUERRA, JULIE	171.43	171.43
EXXONMOBIL 97471890	20.55	1245	GUERRA, JULIE	171.43	171.43
HEB #462	358.16	1245	GUERRA, JULIE	171.43	171.43
PAYPAL BOXWOODTECH	675.00	1245	GUERRA, JULIE	171.43	171.43
QUALITY INN AND SUITES	418.99	1245	GUERRA, JULIE	171.43	171.43
SPEEDWAY 07363 180	27.42	1245	GUERRA, JULIE	171.43	171.43
THRIFTY CAR RENTAL	265.56	1245	GUERRA, JULIE	171.43	171.43
FEDEX 28749181	170.02	1122	SANDOVAL, ROXANA HUNT	170.02	170.02
CORE & MAIN LP S 2	80.79	4190	PAREDEZ, EZEQUIEL	167.87	195.66
OREILLY AUTO #1982	7.22	4190	PAREDEZ, EZEQUIEL	167.87	195.66
PMI ROBSTOWN	369.68	4190	PAREDEZ, EZEQUIEL	167.87	195.66
PRAXAIR DIST INC 70245	160.99	4190	PAREDEZ, EZEQUIEL	167.87	195.66
ROBSTOWN HARDWARE CO INC	739.99	4190	PAREDEZ, EZEQUIEL	167.87	195.66
SUPERIOR TRAILER SAL	829.40	4190	PAREDEZ, EZEQUIEL	167.87	195.66
THE HOME DEPOT #6564	71.19	4190	PAREDEZ, EZEQUIEL	167.87	195.66
THE HOME DEPOT 6564	237.72	4190	PAREDEZ, EZEQUIEL	167.87	195.66
TRACTOR SUPPLY #333	73.56	4190	PAREDEZ, EZEQUIEL	167.87	195.66
TURFCO GRASS FARMS	161.66	4190	PAREDEZ, EZEQUIEL	167.87	195.66
WOODY'S TRUCK CENTER	7.00	4190	PAREDEZ, EZEQUIEL	167.87	195.66
IN TEXAS ACCESSIBILITY S	400.00	4190	HERNANDEZ, JUANITA	167.87	178.08
TWC TIME WARNER CABLE	490.40	4190	HERNANDEZ, JUANITA	167.87	178.08
FERGUSON ENT # 116	131.55	4190	STOVALL, SYLVESTER	167.87	167.40
FIVE POINTS AUTO CENTER	560.72	4190	STOVALL, SYLVESTER	167.87	167.40
OREILLY AUTO #1982	114.06	4190	STOVALL, SYLVESTER	167.87	167.40
ROBLES TIRE RECYCLING	10.00	4190	STOVALL, SYLVESTER	167.87	167.40
SAYMORE TROPHY COMPANY	30.00	4190	STOVALL, SYLVESTER	167.87	167.40
THE HOME DEPOT #6564	1,664.67	4190	STOVALL, SYLVESTER	167.87	167.40
COASTAL HVAC SUPPLY	64.92	4190	MONTEMAYOR, ELIZABETH J	167.87	139.43
ROBSTOWN HARDWARE CO INC	254.69	4190	MONTEMAYOR, ELIZABETH J	167.87	139.43
THE HOME DEPOT #6564	795.80	4190	MONTEMAYOR, ELIZABETH J	167.87	139.43
NORTHWEST TIRE AND AUTO S	342.84	4190	SANTOS, MARCELINA V	167.87	133.65
ROBLES TIRE RECYCLING	40.00	4190	SANTOS, MARCELINA V	167.87	133.65
THE HOME DEPOT #6564	419.07	4190	SANTOS, MARCELINA V	167.87	133.65
GOODYEAR A.S.C. #4738	339.04	3700	ROCHA, JANIE MARIE	138.80	339.04

Nueces County
Transaction Totals by Department Average
Statement Date(s): 06/28/2018

Merchant	Amount	Department	Card Holder Name	Average Transaction per Dept	Average Transaction per Cardholder
GULF COAST MARINE INC.	614.66	3700	RICHARDSON, DANA E	138.80	307.33
ANNAVILLE MUFFLER & AU	449.95	3700	SALAZAR JR, RAUL	138.80	284.41
GOODYEAR TIRE #4739	687.67	3700	SALAZAR JR, RAUL	138.80	284.41
BOB'S CITY GARAGE	258.61	3700	MARTINEZ, CYNTHIA LAURA	138.80	258.61
DAILY WELLS COMMUNICATIO	197.25	3700	CALZADA, ALLON	138.80	245.75
ED BURKES AUTO	365.00	3700	CALZADA, ALLON	138.80	245.75
GOODYEAR A.S.C. #4738	666.52	3700	CALZADA, ALLON	138.80	245.75
AN CHEVROLET N CORPUS	7.00	3700	NUNEZ, EDUARDO	138.80	234.29
BOB'S CITY GARAGE	461.57	3700	NUNEZ, EDUARDO	138.80	234.29
MARKER 37 LLC	685.26	3700	VEAD, JASON L	138.80	228.42
DAILY WELLS COMMUNICATIO	114.50	3700	WILLOUGHBY III, WILLIAM F	138.80	218.68
FIRESTONE678791	7.00	3700	WILLOUGHBY III, WILLIAM F	138.80	218.68
H&L DISCOUNT OIL CO	1,668.08	3700	WILLOUGHBY III, WILLIAM F	138.80	218.68
ICS JAIL SUPPLIES INC.	147.50	3700	WILLOUGHBY III, WILLIAM F	138.80	218.68
NOTARIES.COM	99.95	3700	WILLOUGHBY III, WILLIAM F	138.80	218.68
THE HOME DEPOT #6584	194.74	3700	WILLOUGHBY III, WILLIAM F	138.80	218.68
VALLEN DISTRIBUTION #QI	173.74	3700	WILLOUGHBY III, WILLIAM F	138.80	218.68
ARNOLD OIL COMPANY	190.37	3700	GONZALEZ, ADAM S	138.80	190.37
ANNAVILLE MUFFLER & AU	165.00	3700	LORBERAU, DANIEL SCOTT	138.80	165.00
THE HOME DEPOT #6584	159.00	3700	BURNS, MELISSA LYNN	138.80	159.00
FLEET MANAGEMENT SOLUTNS	288.00	3700	BOLTZ, PATRICIA	138.80	144.00
DTV DIRECTV SERVICE	237.12	3700	MARTINEZ, CYNTHIA LAURA	138.80	138.78
POSITIVE PROMOTIONS INC	368.19	3700	MARTINEZ, CYNTHIA LAURA	138.80	138.78
SHSU WEB PAY	30.00	3700	MARTINEZ, CYNTHIA LAURA	138.80	138.78
WAL-MART #5898	58.60	3700	MARTINEZ, CYNTHIA LAURA	138.80	138.78
ARNOLD OIL COMPANY	370.15	3700	RODRIGUEZ, NATIVIDAD	138.80	134.35
CREAGER TIRE AND BATTERY	7.00	3700	RODRIGUEZ, NATIVIDAD	138.80	134.35
THE HOME DEPOT #6584	25.91	3700	RODRIGUEZ, NATIVIDAD	138.80	134.35
DTV DIRECTV SERVICE	75.94	3700	GALVAN, JOHN A	138.80	124.97
PAYPAL ZARATESTEEL	174.00	3700	GALVAN, JOHN A	138.80	124.97
HAWTHORN SUITES BY WINDH	93.00	3700	POOL, JAMES MICHAEL	138.80	93.00
HOLIDAY INN & SUITES	174.02	3700	GARZA, DANIEL V	138.80	92.34
HOLIDAY INN EXPRESS & SU	210.18	3700	GARZA, DANIEL V	138.80	92.34
HOLIDAY INN EXPRESS&STES	192.10	3700	GARZA, DANIEL V	138.80	92.34
THE HOME DEPOT #6584	159.00	3700	GARZA, DANIEL V	138.80	92.34

Nueces County
Transaction Totals by Department Average
Statement Date(s): 06/28/2018

Merchant	Amount	Department	Card Holder Name	Average Transaction per Dept	Average Transaction per Cardholder
WHATABURGER 428 Q26	3.43	3700	GARZA, DANIEL V	138.80	92.34
DAILY WELLS COMMUNICATIO	11.60	3700	MARTINEZ, JOHN MATTHEW	138.80	89.42
GOODYEAR A.S.C. #4738	167.24	3700	MARTINEZ, JOHN MATTHEW	138.80	89.42
HOLIDAY INN EXPRESS&STES	170.00	3700	LEAL, ROBERT	138.80	85.00
BAY AUTO SERVICE	79.00	3700	REVIS, TIMOTHY K	138.80	79.00
FIRESTONE678791	22.98	3700	VICKERS, RUSSELL BLAIR	138.80	73.66
HOLIDAY INN EXPRESS & SU	198.00	3700	VICKERS, RUSSELL BLAIR	138.80	73.66
ANNAVILLE MUFFLER & AU	182.30	3700	WOOD, ERIC	138.80	67.83
HARBOR FREIGHT TOOLS 680	31.96	3700	WOOD, ERIC	138.80	67.83
S. TEXAS ALL BATTERY	186.00	3700	WOOD, ERIC	138.80	67.83
THE HOME DEPOT #6564	3.96	3700	WOOD, ERIC	138.80	67.83
TRACTOR SUPPLY #333	87.80	3700	WOOD, ERIC	138.80	67.83
WESTERN AUTO ACE HARDWAR	50.58	3700	WOOD, ERIC	138.80	67.83
BROOKS TIRE INC	7.00	3700	DORR, CHRISTOPHER EMBERT	138.80	66.31
SANTA FE ANIMAL HOSPITAL	127.00	3700	DORR, CHRISTOPHER EMBERT	138.80	66.31
TEXAS GUN SHOP INC	64.92	3700	DORR, CHRISTOPHER EMBERT	138.80	66.31
NOTARIES.COM	99.95	3700	WHITMORE, PATRICK M	138.80	63.16
PAYPAL TEXASDIVISI	26.36	3700	WHITMORE, PATRICK M	138.80	63.16
WALMART GROCERY	79.98	3700	RIOS, MONICA VILLAGOMEZ	138.80	61.64
WALMART.COM	43.29	3700	RIOS, MONICA VILLAGOMEZ	138.80	61.64
DOLLAR TREE	17.00	3700	ROSENBAUM, SYLVIA A	138.80	53.15
HARBOR FREIGHT TOOLS 71	7.95	3700	ROSENBAUM, SYLVIA A	138.80	53.15
HOBBY-LOBBY #0066	76.95	3700	ROSENBAUM, SYLVIA A	138.80	53.15
THE HOME DEPOT #0526	103.00	3700	ROSENBAUM, SYLVIA A	138.80	53.15
WAL-MART #0470	46.80	3700	ROSENBAUM, SYLVIA A	138.80	53.15
WM SUPERCENTER #1494	120.32	3700	ROSENBAUM, SYLVIA A	138.80	53.15
OREILLY AUTO #1982	18.99	3700	MARTINEZ, MARCUS D	138.80	52.13
THE HOME DEPOT #6564	85.27	3700	MARTINEZ, MARCUS D	138.80	52.13
INN OF THE HILLS RESORT	7.00	3700	KAELIN, JIMMIE DALE	138.80	41.35
WAL-MART #5898	75.70	3700	KAELIN, JIMMIE DALE	138.80	41.35
ED BURKES AUTO	30.00	3700	WHITE, DUSTIN WAYNE	138.80	30.00
AUTOZONE 4216	4.99	3700	GONZALEZ, JOSE ALFREDO	138.80	4.99
CAVALRY COURT	550.96	6110	MCMANUS, JOHN KYLE	128.83	214.03
DRIVERSED.COM-TS	25.00	6110	MCMANUS, JOHN KYLE	128.83	214.03
SHELL OIL 57546139809	66.12	6110	MCMANUS, JOHN KYLE	128.83	214.03

Nueces County
Transaction Totals by Department Average
Statement Date(s): 06/28/2018

Merchant	Amount	Department	Card Holder Name	Average Transaction per Dept	Average Transaction per Cardholder
HILTON GARDEN INN TYLER	317.19	6110	GIBBS, KEVIN ODELL	128.83	155.00
OREILLY AUTO #0448	147.80	6110	GIBBS, KEVIN ODELL	128.83	155.00
HOBBY-LOBBY #0116	6.47	6110	OTT, JASON P	128.83	45.32
ROBLES TIRE RECYCLING	10.00	6110	OTT, JASON P	128.83	45.32
THE ROCKIN G OIL C	67.00	6110	OTT, JASON P	128.83	45.32
VIP CAR WASH AND LUBE NW	97.80	6110	OTT, JASON P	128.83	45.32
CARS 4 CREDIT	111.82	3810	ROSAS, STEPHEN A	111.60	201.28
CHAMPION CHEVY_CADILLA	686.85	3810	ROSAS, STEPHEN A	111.60	201.28
SQ AUTO WORKS UNLI	952.86	3810	ROSAS, STEPHEN A	111.60	201.28
TEXAS EXCELLENCE DETAIL	60.00	3810	ROSAS, STEPHEN A	111.60	201.28
CHIEF SUPPLY VT	20.13	3810	MARTINEZ, FELIPE DE JESUS	111.60	23.32
CORPUS CHRISTI STAMPWORKS	27.50	3810	MARTINEZ, FELIPE DE JESUS	111.60	23.32
OFFICE DEPOT #468	33.95	3810	MARTINEZ, FELIPE DE JESUS	111.60	23.32
SQ BANUELOS TIRE P	15.00	3810	MARTINEZ, FELIPE DE JESUS	111.60	23.32
TEXAS EXCELLENCE DETAIL	20.00	3810	MARTINEZ, FELIPE DE JESUS	111.60	23.32
TEXAS EXCELLENCE DETAIL	80.60	3810	TAMEZ JR, ELIZANDRO	111.60	20.15
HEB #022	138.79	6310	DRILLEN, CRYSTAL	95.68	95.68
IN COSTUME SPECIALISTS I	60.00	6310	DRILLEN, CRYSTAL	95.68	95.68
WAL-MART #0464	123.15	6310	DRILLEN, CRYSTAL	95.68	95.68
WM SUPERCENTER #464	60.79	6310	DRILLEN, CRYSTAL	95.68	95.68
HOMEDEPOT.COM	396.00	5330	RAMIREZ, JUAN A	92.44	159.98
TRACTOR SUPPLY #333	83.94	5330	RAMIREZ, JUAN A	92.44	159.98
TRACTOR SUPPLY #333	119.94	5330	CARR, JOSEPH VINCENT	92.44	51.92
VIP CAR WASH AND LUBE NW	139.65	5330	CARR, JOSEPH VINCENT	92.44	51.92
BLR/HCPRO	995.00	1130	CASAS, NORMA N	92.22	995.00
USPS PO 4820200410	51.29	1130	VELA, MELISSA DIANE	92.22	12.82
COURTS/USDC-TX-PAY	25.00	1130	CRON, JENNY	92.22	9.97
TEXAS SECRETARY OF STATE	5.14	1130	CRON, JENNY	92.22	9.97
USPS PO 4820200410	9.72	1130	CRON, JENNY	92.22	9.97
USPS PO 4820200410	20.52	1130	SCHUSTER, ANDREW WHITELEY	92.22	6.84
CITY OF CC AIRPORT	25.50	0370	GONZALEZ, BRIGIDA	91.66	165.30
OMNI DALLAS PARK WEST HTL	305.10	0370	GONZALEZ, BRIGIDA	91.66	165.30
CITY OF CC AIRPORT	25.50	0370	POLLACK, JEFFREY ADAM	91.66	100.14

Nueces County
Transaction Totals by Department Average
Statement Date(s): 06/28/2018

Merchant	Amount	Department	Card Holder Name	Average Transaction per Dept	Average Transaction per Cardholder
OMNI DALLAS PARK WEST HTL	305.10	0370	POLLACK, JEFFREY ADAM	91.66	100.14
SQ DFW TAXI	32.45	0370	POLLACK, JEFFREY ADAM	91.66	100.14
SQ TRANSPORTATION	37.50	0370	POLLACK, JEFFREY ADAM	91.66	100.14
8X8 INC. 888-898-8733	271.86	0370	CARRIZALES, DANIEL VILLARREAL	91.66	84.91
CROSS BORDER TRANS FEE	0.15	0370	CARRIZALES, DANIEL VILLARREAL	91.66	84.91
LOWES #01825	21.96	0370	CARRIZALES, DANIEL VILLARREAL	91.66	84.91
PAYPAL WONDERIDEA	15.00	0370	CARRIZALES, DANIEL VILLARREAL	91.66	84.91
TWC TIME WARNER CABLE	115.58	0370	CARRIZALES, DANIEL VILLARREAL	91.66	84.91
GATEWAY PRINTING & OFFICE	35.82	0370	BOULAN, YOSHIKO	91.66	17.91
C.C. FILE PRO	114.00	3006	CORONA, LUIS JAVIER	69.84	69.84
DRI CRASHPLAN FOR SB	10.65	3006	CORONA, LUIS JAVIER	69.84	69.84
WAL-MART #0470	92.70	3006	CORONA, LUIS JAVIER	69.84	69.84
WM SUPERCENTER #470	61.99	3006	CORONA, LUIS JAVIER	69.84	69.84
GREYHOUND LINES 6855	131.00	3092	DIAZ JR, DONACIANO R	43.67	43.67
CITY OF CC AIRPORT	35.00	6210	MUNOZ, NORMA	35.00	35.00
HEB #210	10.78	3300	ROBERTS, MARILEE LISEC	28.87	28.87
SQ BLG DELI / SCHLOTZSKY	69.91	3300	ROBERTS, MARILEE LISEC	28.87	28.87
THE HOME DEPOT #0526	5.93	3300	ROBERTS, MARILEE LISEC	28.87	28.87
USPS PO 4820200410	26.55	3530	LORENTZEN, ANNE E	26.55	26.55
GREYHOUND LINES 6855	38.30	5110	FLORES, MICHAEL ANTHONY	25.12	25.12
THE HOME DEPOT #6584	11.94	5110	FLORES, MICHAEL ANTHONY	25.12	25.12
AMERICAN AIR0012183528479	-348.90	1200	BENAVIDEZ, RAFAEL G	-99.10	-99.10
AMERICAN AIR0012183528480	-348.90	1200	BENAVIDEZ, RAFAEL G	-99.10	-99.10
BEST BUY 00002352	169.98	1200	BENAVIDEZ, RAFAEL G	-99.10	-99.10
LABELS ETC INC	131.43	1200	BENAVIDEZ, RAFAEL G	-99.10	-99.10
Total	300,296.03				

Nueces County
Transaction Totals by Vendor
Statement Dates: 06/28/2018

Merchant	Amount	Transaction Count	Average Transaction
3P LEARNING PTY LT	346.50	1	346.50
4CHANGE ENERGY CHANGE	175.00	1	175.00
4TE GEXA ENERGY	211.44	1	211.44
71930 - MLK SELF PARK	92.00	4	23.00
8X8 INC. 888-898-8733	271.86	1	271.86
A & B PLASTICS AND FABRIC	243.75	2	121.88
A PLUS PLUMBING AND RE	2,081.87	3	693.96
A&W OFFICE SUPPLY	7,016.98	4	1,754.25
ABC KEYS & SAFES	50.00	1	50.00
ABM NAVY PIER 2006	28.00	1	28.00
ACADEMY SPORTS #29	170.37	1	170.37
ADI-SA	4,829.85	1	4,829.85
ADOBE CREATIVE CLOUD	173.18	1	173.18
AGENT FEE 8900735983212	0.00	2	0.00
AGENT FEE 8900736184518	100.00	1	100.00
AIR & FILTERS	123.24	1	123.24
AIRGAS CENTRAL	205.09	1	205.09
ALLISONHOUSE LLC	180.00	1	180.00
ALTEX ELECTRONICS 1061	554.30	5	110.86
AMAZON MKTPLACE PMTS	434.71	7	62.10
AMAZON MKTPLACE PMTS WWW.	420.13	7	60.02
AMAZON.COM	248.17	4	62.04
AMAZON.COM AMZN.COM/BILL	69.99	1	69.99
AMBIT TEXAS LLC	486.41	4	121.60
AMER ASSOC NOTARIES	91.94	1	91.94
AMERICAN AIR0012183528479	-348.90	1	-348.90
AMERICAN AIR0012183528480	-348.90	1	-348.90
AMERICAN SHORE & BEAC	200.00	1	200.00
AMIGO ENERGY	629.22	4	157.31
AMMOMAN COM 856-767-3877	829.00	1	829.00
AN CHEVROLET N CORPUS	445.15	5	89.03
ANNAVILLE MUFFLER & AU	797.25	5	159.45
APOLLO TOWING EASY RIDER	65.00	1	65.00
ARC HOUSTON 09	585.87	1	585.87
ARC SERVICES/TRAINING	336.00	2	168.00
ARNOLD OIL COMPANY	911.31	5	182.26
ASHMORE PAINT CO INC	99.43	3	33.14
AT&T BILL PAYMENT	964.66	2	482.33
ATT BILL PAYMENT	159.84	2	79.92
AUSTIN EMBASSY SUITES	338.14	1	338.14
AUTO EQUIPMENT SERVI	333.90	1	333.90
AUTOZONE #1335	24.64	1	24.64

Nueces County
Transaction Totals by Vendor
Statement Dates: 06/28/2018

Merchant	Amount	Transaction Count	Average Transaction
AUTOZONE 4216	45.16	4	11.29
BAY AUTO SERVICE	79.00	1	79.00
BEST BUY 00002352	349.95	2	174.98
BIRDS RUBBER STAMPS	58.50	3	19.50
BLOCK AND COMPANY	282.82	1	282.82
BLR/HCPRO	995.00	1	995.00
BOB BROOKS COMPUTER SA	316.75	1	316.75
BOB'S CITY GARAGE	720.18	2	360.09
BOSCH AUTOMOTIVE SERVICE	-57.34	1	-57.34
BROOKS TIRE INC	89.86	3	29.95
BROWNWOOD INN & SUITES	201.14	1	201.14
BUSH HYDRAULICS	64.00	1	64.00
BUSTERS BUTANE	24.00	1	24.00
C.C. BATTERY COMPANY	295.95	2	147.98
C.C. FILE PRO	114.00	1	114.00
CARISMA WASH	237.66	4	59.42
CARQUEST 5287	249.18	10	24.92
CARS 4 CREDIT	111.82	1	111.82
CAVALRY COURT	550.96	1	550.96
CBS RENTAL & SUPPLY	904.67	4	226.17
CC DISPOSAL SERVIC	89.39	1	89.39
CC DISTRIBUTORS	849.18	3	283.06
CC PLUMBING	7.76	1	7.76
CDW GOVT #1200-5211 -	186.29	1	186.29
CHAMPION CHEVY_CADILLA	686.85	3	228.95
CHAMPION ENERGY SERVICES	177.81	1	177.81
CHIEF SUPPLY VT	20.13	1	20.13
CITY OF CC AIRPORT	126.00	5	25.20
CITY OF CORPUS CHRISTI	5,568.16	36	154.67
CLOSNER EQUIPMENT CO IN	791.74	1	791.74
COASTAL DIESEL	1,861.82	9	206.87
COASTAL HVAC SUPPLY	64.92	1	64.92
COASTAL OFFICE SOLUTIONS	2,339.68	4	584.92
COLOR SOURCE	99.24	1	99.24
COOPER EQUIPMENT	361.20	1	361.20
CORE & MAIN LP S 2	80.79	1	80.79
CORPUS CHRISTI CALLER	717.80	2	358.90
CORPUS CHRISTI ELECTRIC	243.36	1	243.36
CORPUS CHRISTI FREIGHTLIN	2,344.82	18	130.27
CORPUS CHRISTI FUNERAL	621.00	1	621.00
CORPUS CHRISTI SAFE AND L	357.35	6	59.56
CORPUS CHRISTI STAMPWORKS	27.50	1	27.50

Nueces County
Transaction Totals by Vendor
Statement Dates: 06/28/2018

Merchant	Amount	Transaction Count	Average Transaction
COURTS/USDC-TX-PAY	25.00	1	25.00
CRADLEPOINT	4,549.59	1	4,549.59
CREAGER TIRE AND BATTERY	28.00	4	7.00
CROSS BORDER TRANS FEE	3.62	2	1.81
CULLIGAN	23.40	1	23.40
CVENT TCDRS	245.00	1	245.00
DAILY WELLS COMMUNICATIO	2,128.67	9	236.52
DEFENSIVE DRIVING.COM	35.00	1	35.00
DIESEL ENGINE & INJECTIO	13.23	1	13.23
DISCOUNT TIRE TXC 13	1,232.50	3	410.83
DMI DELL HIGHER EDUC	42.90	2	21.45
DOGGETT HM #2	614.60	1	614.60
DOLLAR TREE	17.00	1	17.00
DOUBLE TUFF TRUCK TARPS I	74.68	1	74.68
DOUBLETREE HOTELS	548.20	2	274.10
DRI CRASHPLAN FOR SB	10.65	1	10.65
DRIVERSED.COM-TS	25.00	1	25.00
DTV DIRECTV SERVICE	313.06	2	156.53
EAGLE LOCK AND KEY	1,871.05	1	1,871.05
ED BURKES AUTO	395.00	3	131.67
ENTERPRISE RENT-A-CAR	171.34	1	171.34
EVEREST WATER & COFFEE	94.50	1	94.50
EVINS GLASS SERVICE IN	580.54	1	580.54
EWALD KUBOTA - CORPUS CHR	103.42	2	51.71
EXXONMOBIL 97471890	20.55	1	20.55
FACTORY OUTLET MAXTOOL	1,458.00	1	1,458.00
FAR BEYOND TINT & AL	730.00	1	730.00
FASCLAMPITT CC	165.22	3	55.07
FASTSERV SUPPLY CORPUS	42.84	1	42.84
FEDEX 28749181	170.02	1	170.02
FEDEX 28961231	11.54	1	11.54
FERGUSON ENT # 116	359.55	2	179.78
FINANCIAL SERVICES	20,070.37	1	20,070.37
FIRESTONE678791	29.98	2	14.99
FIVE POINTS AUTO CENTER	560.72	6	93.45
FLEET MANAGEMENT SOLUTNS	288.00	2	144.00
FLEETPRIDE 155	218.39	2	109.20
FORESTRY SUPPLIERS INC	297.00	1	297.00
FOURPAIR.COM	85.05	2	42.53
FRANCO'S GARAGE	1,447.50	3	482.50
FSGI CORPUS LIGHTING	729.00	1	729.00
FSI CPL RETAIL	841.24	6	140.21

Nueces County
Transaction Totals by Vendor
Statement Dates: 06/28/2018

Merchant	Amount	Transaction Count	Average Transaction
FSI DIRECT ENERGY	95.45	1	95.45
FSI FIRST CHOICE POWER	134.15	1	134.15
GALLERIA PALMS HOTEL	456.24	1	456.24
GATEWAY PRINTING & OFFICE	13,062.43	32	408.20
GCR 630CORPCHRISTITX	2,080.34	6	346.72
GOODYEAR A.S.C. #4738	1,172.80	4	293.20
GOODYEAR TIRE #4739	1,283.63	4	320.91
GOVERNMENT FINANCE OFFIC	1,065.00	3	355.00
GRAINGER	64.68	1	64.68
GRAY PHOTOGRAPHY	325.00	1	325.00
GRAYBAR ELECTRIC	84.15	1	84.15
GRAYBAR ELECTRIC COMPANY	1,340.19	7	191.46
GREYHOUND LINES 6855	220.80	6	36.80
GREYHOUND LINES CNP	95.00	1	95.00
GUARDIAN FUNERAL HOME & C	621.00	1	621.00
GULF COAST MAILING SERV	1,682.52	1	1,682.52
GULF COAST MARINE INC.	614.66	2	307.33
GULF COAST PAPER COMPANY-	18,058.30	30	601.94
GULF COAST REPAIR	239.66	1	239.66
H&L DISCOUNT OIL CO	1,668.08	4	417.02
HAMPTON INNS	192.10	2	96.05
HARBOR FREIGHT TOOLS 680	31.96	1	31.96
HARBOR FREIGHT TOOLS 71	7.95	1	7.95
HAWTHORN SUITES BY WINDH	93.00	1	93.00
HCTRA EZ TAG ONLINE	19.00	1	19.00
HEB #210	10.78	1	10.78
HEB #462	358.16	1	358.16
HEB #022	138.79	1	138.79
HEB #643	8.00	1	8.00
HESELBEIN TIRE SW	210.76	1	210.76
HILTON GARDEN INN TYLER	317.19	2	158.60
HILTON GARDEN INN VICTORI	831.68	2	415.84
HOBBY-LOBBY #0066	109.39	2	54.70
HOBBY-LOBBY #0116	6.47	1	6.47
HOLIDAY INN	113.85	1	113.85
HOLIDAY INN & SUITES	174.02	2	87.01
HOLIDAY INN EXPRESS & SU	828.54	5	165.71
HOLIDAY INN EXPRESS&STES	362.10	4	90.53
HOLT CAT CORPUS - MC	193.60	2	96.80
HOMEDEPOT.COM	396.00	1	396.00
HOSE OF SOUTH TEXAS	188.47	4	47.12
HOSE OF SOUTH TEXAS OLD	489.77	4	122.44

Nueces County
Transaction Totals by Vendor
Statement Dates: 06/28/2018

Merchant	Amount	Transaction Count	Average Transaction
HOTEL ELLA	210.68	1	210.68
HOTEL INDIGO	563.97	3	187.99
HOUSTON FREIGHTLINER ACCO	-146.06	1	-146.06
HUSKY TRAILER& PARTS CO	94.70	2	47.35
HYATT REGENCY HOUSTON	1,329.12	7	189.87
IBI INFORMA PRODUCTS	2,425.00	1	2,425.00
ICS JAIL SUPPLIES INC.	147.50	1	147.50
IDENTOGO - TX FINGERPRINT	110.00	10	11.00
IN ACADEMIC CHURCH & CHO	294.00	1	294.00
IN ALLISON TRANS TECH LL	111.00	1	111.00
IN COSTUME SPECIALISTS I	60.00	1	60.00
IN CUBIT CONTRACTING LLC	562.50	1	562.50
IN PRO TECH MECHANICAL I	1,153.08	3	384.36
IN PROTEX RESTAURANT SER	1,321.48	3	440.49
IN STRONG CONSULTING SER	1,320.00	1	1,320.00
IN TEXAS ACCESSIBILITY S	400.00	1	400.00
INDUSTRIAL COMMUNICATIONS	1,402.61	1	1,402.61
INF CITY DIRECTORIES	380.00	1	380.00
INN OF THE HILLS RESORT	7.00	1	7.00
INTERSTATE BATTERIES	94.33	1	94.33
INTUIT QUICKBOOKS	3,629.90	2	1,814.95
ISLAND TIRE AND AUTOMOTIV	2,489.87	7	355.70
ITD PRINT SOLUTIONS	1,999.00	2	999.50
IWS GAS AND SUPPLY OF TX	12.04	1	12.04
JACK & JILL OF MANY TRADE	1,600.00	1	1,600.00
JACKS SMALL ENGINES & GEN	90.97	1	90.97
JANET PENA OD	235.00	3	78.33
JOHNSON CONTROLS SS	2,483.95	4	620.99
JOHNSTONE SPLY AT CORPUS	118.83	1	118.83
JOHNSTONE SUPPLY OF C C	50.66	1	50.66
JUST ENERGY	1,313.86	9	145.98
KEYSTONEPES	142.25	1	142.25
KIMBALL MIDWEST	278.05	1	278.05
KLEEN-RITE CORPORATION	749.84	1	749.84
LA COSTA DENTAL OF A	2,265.31	3	755.10
LA COSTA DENTAL OF K	150.00	1	150.00
LABELS ETC INC	131.43	1	131.43
LIND ELECTRONICS	48.04	1	48.04
LITHIA FLCC LLC	617.65	2	308.83
LOGMEIN GOTOMEETING	147.00	1	147.00
LONE STAR TRENCHER PARTS	2,127.67	1	2,127.67
LOWES #01825	2,121.14	15	141.41

Nueces County
Transaction Totals by Vendor
Statement Dates: 06/28/2018

Merchant	Amount	Transaction Count	Average Transaction
LUBRICATION STATION	47.97	1	47.97
M&D FLOORING	521.00	1	521.00
MARK S PLUMBING PARTS	869.66	1	869.66
MARKER 37 LLC	685.26	3	228.42
MCCOYS #17	150.16	5	30.03
MEADOWBROOK HARDWARE	358.61	2	179.31
MIDTOWN	276.00	1	276.00
MOMAR INC	821.53	1	821.53
MOORE MEDICAL LLC	272.51	1	272.51
MUNIZ ELECTRICAL AND COOL	3,480.00	3	1,160.00
NACE INTERNATIONAL	140.00	1	140.00
NATIONAL SAFETY COUNCIL	1,011.62	1	1,011.62
NETFLIX.COM	13.99	1	13.99
NORTH PADRE HARDWARE	1,909.60	26	73.45
NORTHWEST TIRE AND AUTO S	415.96	5	83.19
NOTARIES.COM	199.90	2	99.95
NSC NORTHERN SAFETY CO	58.00	1	58.00
NUECES CO TX - GOV PAY FE	15.00	5	3.00
NUECES CO TX-TAC-MOTOR	318.00	5	63.60
NUECES COUNTY WATER DISCT	5,058.03	9	562.00
NUECES ELECTRIC COOP	966.23	5	193.25
NUECES POWER EQUIPMENT	160.47	2	80.24
NXKEM USA LLC	270.36	1	270.36
OFFICE DEPOT #468	48.32	5	9.66
OFFICE DEPOT #70	195.96	2	97.98
OIL PATCH PETROLEUM INC	44.29	1	44.29
OMNI AUSTIN SOUTHPARK	167.90	1	167.90
OMNI DALLAS PARK WEST HTL	610.20	2	305.10
OREILLY AUTO #0445	118.63	1	118.63
OREILLY AUTO #0448	147.80	1	147.80
OREILLY AUTO #0592	43.62	1	43.62
OREILLY AUTO #0711	55.39	1	55.39
OREILLY AUTO #1982	545.52	13	41.96
OTC BRANDS INC.	109.93	1	109.93
PALMETTO STATE ARMORY	382.99	1	382.99
PAW ALL FAITH CREMATION	671.00	1	671.00
PAYPAL BOXWOODTECH	675.00	1	675.00
PAYPAL DBSA	87.70	1	87.70
PAYPAL DESIGNERCOL	371.70	1	371.70
PAYPAL TEXASDIVISI	26.36	1	26.36
PAYPAL WONDERIDEA	15.00	1	15.00
PAYPAL ZARATESTEEL	174.00	1	174.00

Nueces County
Transaction Totals by Vendor
Statement Dates: 06/28/2018

Merchant	Amount	Transaction Count	Average Transaction
PAYPAL ZHOUHAIBO	152.93	1	152.93
PETCO 1425 63514251	83.26	1	83.26
PETSMART # 0196	636.99	3	212.33
PMI ROBSTOWN	714.57	3	238.19
PORT ARANSAS HARDWARE	30.15	2	15.08
POSITIVE PROMOTIONS INC	368.19	1	368.19
POSTNET	314.55	3	104.85
PP JOHNNY COOL REFIG	559.00	2	279.50
PRAXAIR DIST INC 70245	160.99	1	160.99
PRAXAIR DIST INC OAM	180.53	2	90.27
PROF PLUMBING GROUP	4,140.85	5	828.17
QUALITY INN AND SUITES	418.99	1	418.99
R & R AWARDS	39.95	1	39.95
RAM PRODUCTS LTD.	323.09	1	323.09
RAPID AIR	1,464.25	2	732.13
RED RIVER SPECIALTIES	468.76	2	234.38
RELIANT ENERGY	499.60	4	124.90
RENAISSANCE HOTELS AND	318.66	1	318.66
RICHARDS GARAGE	7.00	1	7.00
RICOH USA INC	37,682.16	2	18,841.08
RIVERSIDE VETERINARY CLIN	137.00	1	137.00
ROBLES TIRE RECYCLING	150.00	4	37.50
ROBSTOWN CLEANERS	44.70	1	44.70
ROBSTOWN HARDWARE CO INC	1,531.30	9	170.14
ROBSTOWN UTILITY SYSTEMS	5,063.32	27	187.53
ROMCO EQUIPMENT 003	582.72	1	582.72
RUBEN'S FLEET SERVICE	7.00	1	7.00
S. TEXAS ALL BATTERY	186.00	1	186.00
SAFETY KLEEN CORP	518.21	1	518.21
SAMES FORD LINCOLN	92.50	1	92.50
SAMS CLUB #8267	145.40	2	72.70
SAMSCLUB #8267	391.24	2	195.62
SANTA FE ANIMAL HOSPITAL	127.00	1	127.00
SAYMORE TROPHY COMPANY	30.00	1	30.00
SEASIDE MEMORIAL PARK	317.50	1	317.50
SERVICE HYDRAULICS L	556.55	1	556.55
SHEINBERG TOOL CO INC	255.75	6	42.63
SHELL OIL 57546139809	66.12	1	66.12
SHSU WEB PAY	30.00	1	30.00
SMARTSIGN	570.81	3	190.27
SOUTH PADRE ISLAND PEDIAT	120.00	1	120.00
SOUTHERN TIRE MART	2,331.32	6	388.55

Nueces County
Transaction Totals by Vendor
Statement Dates: 06/28/2018

Merchant	Amount	Transaction Count	Average Transaction
SOUTHWEST WHEEL CO COR	19.96	1	19.96
SPEEDWAY 07363 180	27.42	1	27.42
SPRING PLUMBING CONSTRUCT	434.07	1	434.07
SPRINT WIRELESS	150.23	1	150.23
SQ APTSOUTHTEXAS	1,500.00	1	1,500.00
SQ AUTO WORKS UNLI	952.86	2	476.43
SQ BANUELOS TIRE P	15.00	1	15.00
SQ BLG DELI / SCHLOTZSKY	69.91	1	69.91
SQ CORPUS CHRISTI AREA C	210.00	1	210.00
SQ DFW TAXI	32.45	1	32.45
SQ G A DOUGLAS	2,245.00	3	748.33
SQ GOSQ.COM TIMOTH	800.00	1	800.00
SQ SOUTH TEXAS SOCIAL WO	1,350.00	1	1,350.00
SQ TOTAL PROTECTIO	231.23	1	231.23
SQ TOTAL PROTECTION SYST	1,663.50	4	415.88
SQ TRANSPORTATION	37.50	1	37.50
STATE BAR TX - MCLE-W	50.92	1	50.92
STATE BAR TX-CLE WEB	1,290.00	2	645.00
STATE BAR TX-DUES-WEB	240.00	1	240.00
STREAM ENERGY/EZ-PAY	755.75	6	125.96
STUNTCAMS.COM	50.00	1	50.00
SUPERIOR TRAILER SAL	829.40	1	829.40
T C AUTO SERVICE INC	622.08	1	622.08
TARA ENERGY	318.00	2	159.00
TDCAA	-350.00	1	-350.00
TDLR BOILER INVOIC	143.41	1	143.41
TEXAS ENVIRONMENTAL HEALT	50.00	1	50.00
TEXAS EXCELLENCE DETAIL	160.60	8	20.08
TEXAS GUN SHOP INC	64.92	1	64.92
TEXAS LAUNDRY SERVICE COM	72.97	1	72.97
TEXAS PUBLIC HEALTH	450.00	1	450.00
TEXAS SECRETARY OF STATE	5.14	2	2.57
TEXAS THRONE LLC	368.55	2	184.28
THE FRAME UP	133.75	1	133.75
THE HOME DEPOT #0526	1,182.20	10	118.22
THE HOME DEPOT #6564	3,196.18	18	177.57
THE HOME DEPOT #6584	2,588.89	32	80.90
THE HOME DEPOT 6564	237.72	1	237.72
THE ISLAND CAR WASH	12.00	1	12.00
THE PAIGE COMPANY	729.00	1	729.00
THE ROCKIN G OIL C	67.00	1	67.00
THE SHARP SHOOTER	11.00	1	11.00

Nueces County
Transaction Totals by Vendor
Statement Dates: 06/28/2018

Merchant	Amount	Transaction Count	Average Transaction
THERANEST WILEY M	195.00	1	195.00
THRIFTY CAR RENTAL	265.56	1	265.56
TIPSCO	192.54	2	96.27
TLC COMPLETE CARE MIDTOWN	974.00	2	487.00
TLO TRANSUNION	500.00	1	500.00
TOLL/MSB 888-811-4565	7.88	1	7.88
TPG CITYOFDRISCOLLUTILITI	85.91	1	85.91
TRACTOR SUPPLY #333	365.24	6	60.87
TRACTOR SUPPLY CO #1907	200.39	2	100.20
TREVINO FUNERAL HOME	1,242.00	2	621.00
TURFCO GRASS FARMS	161.66	1	161.66
TWC TIME WARNER CABLE	1,775.38	12	147.95
TX DEPT AGRICULTUR	375.00	1	375.00
TXU BILL PAYMENT	2,379.65	15	158.64
UNITED 0167150425030	0.00	2	0.00
UNITED 0167150425032	0.00	2	0.00
UNITED 0167150425065	2,110.21	1	2,110.21
UNITED 0167150425067	2,110.21	1	2,110.21
UNIVAR USA INC	251.55	3	83.85
USPS PO 4820200410	464.08	10	46.41
USPS PO 4872150374	1,250.00	1	1,250.00
USPS PO 4876650380	3.45	1	3.45
VALLEN DISTRIBUTION #QI	173.74	1	173.74
VARIDESK	395.00	1	395.00
VIP CAR WASH & SUPER	114.75	1	114.75
VIP CAR WASH AND LUBE NW	237.45	4	59.36
W WHITE AIR CONDITIONING	372.06	1	372.06
WAL-MART #0464	123.15	1	123.15
WAL-MART #0470	376.03	5	75.21
WAL-MART #5898	134.30	3	44.77
WALGREENS #4424	263.99	1	263.99
WALMART GROCERY	79.98	1	79.98
WALMART.COM	43.29	1	43.29
WAUKESHA-PEARCE CORPUS	1,004.42	4	251.11
WESTERN AUTO ACE HARDWAR	198.81	5	39.76
WHATABURGER 428 Q26	3.43	1	3.43
WILBUR ELLIS TAFT	485.00	2	242.50
WM SUPERCENTER #1494	120.32	1	120.32
WM SUPERCENTER #464	60.79	1	60.79
WM SUPERCENTER #470	398.93	5	79.79
WM SUPERCENTER #5898	14.97	1	14.97
WOODY'S TRUCK CENTER	150.03	10	15.00

Nueces County
Transaction Totals by Vendor
Statement Dates: 06/28/2018

Merchant	Amount	Transaction Count	Average Transaction
WWW.NEWEGG.COM	219.22	2	109.61
XOOM ENERGY TEXAS	219.86	3	73.29
ZEBRATECHNOLOGIES INTL	478.95	1	478.95
ZORO TOOLS INC	331.96	1	331.96
Total	300,901.22	1,049	286.85

**Nueces County
Transaction Totals by Vendor YTD
For the 9 months ending 06/28/2018**

Merchant	Amount	Transaction Count	Average Transaction
RICOH USA INC	212,991.56	15	14,199.44
FINANCIAL SERVICES	200,950.93	10	20,095.09
GULF COAST PAPER COMPANY-	174,508.20	302	577.84
GATEWAY PRINTING & OFFICE	165,259.86	433	381.66
AT&T BILL PAYMENT	83,866.12	12	6,988.84
A&W OFFICE SUPPLY	67,748.65	63	1,075.38
ROBSTOWN UTILITY SYSTEMS	55,848.72	275	203.09
THE HOME DEPOT #6564	50,086.19	213	235.15
CITY OF CORPUS CHRISTI	47,928.60	353	135.78
NUECES COUNTY WATER DISCT	43,183.89	93	464.34
TXU BILL PAYMENT	40,232.89	172	233.91
ROBSTOWN HARDWARE CO INC	37,444.28	99	378.23
COASTAL OFFICE SOLUTIONS	37,252.03	32	1,164.13
PROF PLUMBING GROUP	36,340.93	51	712.57
ADI-SA	28,424.09	9	3,158.23
TWC TIME WARNER CABLE	26,477.36	128	206.85
SOUTHERN TIRE MART	25,800.16	62	416.13
GUARDIAN FUNERAL HOME & C	22,370.00	39	573.59
TARGET 00003350	20,823.60	6	3,470.60
DAILY WELLS COMMUNICATIO	20,750.56	68	305.16
HOLT CAT CORPUS - MC	20,060.45	88	227.96
TRUCKERS EQUIPMENT 1	19,563.00	56	349.34
H&L DISCOUNT OIL CO	19,081.11	67	284.79
AMERICAN SOLUTIONS4 BUS	17,820.57	17	1,048.27
GULF COAST MAILING SERV	16,991.59	11	1,544.69
IN PRO TECH MECHANICAL I	16,442.16	35	469.78
ITD PRINT SOLUTIONS	15,942.00	18	885.67
MUNIZ ELECTRICAL AND COOL	15,772.91	25	630.92
LITHIA FLCC LLC	15,633.78	52	300.65
CORPUS CHRISTI REGIONAL	14,750.00	7	2,107.14
HEB #184	13,947.18	14	996.23
THE HOME DEPOT #6584	13,653.72	180	75.85
CORPUS CHRISTI CALLER	13,356.75	32	417.40
LOWES #01825	13,334.13	110	121.22
NORTH PADRE HARDWARE	13,255.46	288	46.03
AMAZON MKTPLACE PMTS	13,159.86	107	122.99
RAM-BRO CONTRACTING INC.	13,024.00	3	4,341.33
TDCAA	12,852.08	23	558.79
ASHMORE PAINT CO INC	12,726.87	37	343.97
CORPUS CHRISTI FREIGHTLIN	12,660.74	74	171.09
INTUIT QUICKBOOKS	12,560.91	10	1,256.09
MOORE MEDICAL LLC	12,383.14	27	458.63

**Nueces County
Transaction Totals by Vendor YTD
For the 9 months ending 06/28/2018**

Merchant	Amount	Transaction Count	Average Transaction
JOHNSON CONTROLS SS	11,975.44	23	520.67
SQ TOTAL PROTECTION SYST	11,958.95	29	412.38
GRAYBAR ELECTRIC COMPANY	11,649.53	56	208.03
RELIANT ENERGY	10,950.53	76	144.09
VULCAN INC	10,848.01	11	986.18
OREILLY AUTO #1982	10,665.47	130	82.04
ALTEX ELECTRONICS 1061	10,532.07	63	167.18
ISLAND TIRE AND AUTOMOTIV	10,474.37	46	227.70
COASTAL DIESEL	9,926.77	181	54.84
ARNOLD OIL COMPANY	9,589.13	56	171.23
WW GRAINGER	9,148.67	42	217.83
FASCLAMPITT CC	9,029.35	51	177.05
THE HOME DEPOT 6564	8,974.02	30	299.13
A PLUS PLUMBING AND RE	8,868.05	16	554.25
STREAM ENERGY/EZ-PAY	8,599.12	57	150.86
FSI CPL RETAIL	8,353.45	57	146.55
GCR TIRE CENTER #630	8,099.13	30	269.97
IN RICHLINE TECHNICAL SE	7,965.30	4	1,991.33
THC VIRTUAL AUSTIN	7,800.00	9	866.67
AN CHEVROLET N CORPUS	7,794.57	31	251.44
GOODYEAR TIRE #4739	7,657.50	18	425.42
ROBLES TIRE RECYCLING	7,645.20	32	238.91
C.C. BATTERY COMPANY	7,236.90	48	150.77
NORTHWEST TIRE AND AUTO S	7,078.16	51	138.79
NUECES ELECTRIC COOP	7,068.88	40	176.72
HOMES TO SUITES BY HILTON	6,948.30	10	694.83
SHSU WEB PAY	6,815.00	29	235.00
FERGUSON ENT # 116	6,763.91	35	193.25
BILL MILLER BAR-B-Q - CAT	6,730.00	2	3,365.00
SQ G A DOUGLAS	6,711.26	11	610.11
JUST ENERGY	6,705.17	47	142.66
CBA CORPUS TX 117	6,671.91	17	392.47
IN GULF BUSINESS PRINTIN	6,666.50	2	3,333.25
ED BURKES AUTO	6,653.00	24	277.21
CBS RENTAL & SUPPLY	6,644.83	29	229.13
HOSE OF SOUTH TEXAS	6,550.29	75	87.34
IDU INSIGHT PUBLIC SEC	6,470.50	7	924.36
SHEINBERG TOOL CO INC	6,407.17	70	91.53
TREVINO FUNERAL HOME	6,260.00	10	626.00
THE PAIGE COMPANY	6,168.00	6	1,028.00
HANSON PIPE CORPORATE	6,076.00	4	1,519.00
BINSWANGER GLASS #100	6,038.09	6	1,006.35

**Nueces County
Transaction Totals by Vendor YTD
For the 9 months ending 06/28/2018**

Merchant	Amount	Transaction Count	Average Transaction
IN ENTERPRISE SYSTEMS CO	5,873.09	4	1,468.27
UNIVAR USA INC	5,777.82	57	101.37
HOLIDAY INN	5,761.65	20	288.08
FRANCO'S GARAGE	5,747.30	13	442.10
DISCOUNT-TIRE-CO TXC-05	5,654.00	14	403.86
CC DISTRIBUTORS	5,610.94	45	124.69
GOODYEAR A.S.C. #4738	5,529.98	21	263.33
TRACTOR SUPPLY #333	5,435.61	45	120.79
THE HOME DEPOT #0526	5,425.05	59	91.95
DOGGETT HM #2	5,413.57	21	257.79
HYATT REGENCY HOUSTON	5,307.57	21	252.74
POSITIVE PROMOTIONS INC	5,282.96	7	754.71
USPS PO 4820230409	5,079.09	10	507.91
STANLEY STEEMERCORCHR	5,015.99	10	501.60
CORPUS CHRISTI ELECTRIC	4,984.59	20	249.23
USPS PO 4820250415	4,936.04	5	987.21
PMI ROBSTOWN	4,929.38	23	214.32
ADI-CH	4,902.17	1	4,902.17
HI SAN ANTONIO RIVERWALK	4,862.55	10	486.26
CORPUS CHRISTI STAMPWORKS	4,812.15	38	126.64
PROFIRE PROTECTION INC.	4,787.73	15	319.18
FIVE POINTS AUTO CENTER	4,777.14	40	119.43
BOB BARKER COMPANY INC	4,699.80	13	361.52
SMARTSIGN	4,604.88	6	767.48
CRADLEPOINT	4,549.59	1	4,549.59
HEB #462	4,500.36	15	300.02
PITNEY BOWES PI	4,290.40	6	715.07
CC FREIGHTLINER PARTS	4,269.93	42	101.67
GRAYBAR ELECTRIC	4,260.74	27	157.81
AMIGO ENERGY	4,250.96	27	157.44
FSI FIRST CHOICE POWER	4,202.94	31	135.58
GLOBALKNOWLEDGETRAINING	4,195.00	1	4,195.00
SCHINDLER ELEVATOR CORP	4,129.31	10	412.93
EVINS GLASS SERVICE IN	4,088.21	9	454.25
WORTH HYDROCHEM OF CORPUS	4,087.50	5	817.50
WAL-MART #0470	4,079.95	36	113.33
HYDRAULICS OF TEXAS	4,070.00	2	2,035.00
HOLIDAY INN EXPRESS & SU	4,064.84	15	270.99
MOODY GARDENS HOTEL	3,975.55	16	248.47
RAPID AIR	3,936.75	4	984.19
WALGREENS #4424	3,925.93	11	356.90
HAMPTON INNS	3,886.28	10	388.63

**Nueces County
Transaction Totals by Vendor YTD
For the 9 months ending 06/28/2018**

Merchant	Amount	Transaction Count	Average Transaction
HOELSCHER ELECTRIC CO.	3,856.75	5	771.35
AMBIT TEXAS LLC	3,852.38	30	128.41
KOETTER FIRE CORPUS	3,803.60	7	543.37
FIRETROL PROTECTION SYSTE	3,757.50	8	469.69
CARQUEST 5287	3,738.02	129	28.98
GCR 630CORPCHRISTITX	3,718.02	11	338.00
DELTA SPECIALTIES SU	3,707.04	14	264.79
FRANCOS GARAGE	3,698.00	3	1,232.67
HWY 44 AUTO PARTS	3,679.00	22	167.23
HOLIDAY INN EXPRESS	3,609.82	33	109.39
ENVIROTEST LLC	3,514.00	2	1,757.00
DISCOUNT TIRE TXC 12	3,452.75	5	690.55
OMNI AUSTIN SOUTHPARK	3,354.55	14	239.61
ROBSTOWN-UTIL-SYST-PMT	3,304.39	15	220.29
GENERAL AUTOMATIC	3,300.00	2	1,650.00
CORPUS CHRISTI FUNERAL	3,255.00	5	651.00
PAW ALL FAITH CREMATION	3,255.00	5	651.00
FLEETPRIDE 155	3,241.55	28	115.77
GALVANS PAINT & BODY LLC	3,236.00	3	1,078.67
CDW GOVT #SPLIT-5211	3,230.00	1	3,230.00
USPS PO 4820200410	3,183.21	67	47.51
PRODUCTIVITY CENTER INC	3,180.00	3	1,060.00
VARIDESK	3,160.00	5	632.00
WAUKESHA-PEARCE CORPUS	3,140.17	15	209.34
COMLINK WIRELESS	3,139.60	4	784.90
MOMAR INC	3,138.52	8	392.32
INTERSTATE BATTERIES	3,102.64	27	114.91
COASTAL A.D.S INC.	3,098.34	20	154.92
SAN LUIS GALVESTON HOT	3,075.10	8	384.39
ACADEMY SPORTS #29	3,066.27	18	170.35
LARSON PLUMBING & UTILITY	3,065.00	9	340.56
ARROW MAGNOLIA WEB	3,051.17	3	1,017.06
HILTON GALVESTON HOTEL	3,048.65	8	381.08
AIRGAS CENTRAL	3,041.81	18	168.99
CABELA'S PROMOTIONS	3,011.03	2	1,505.52
SKILLPATH / NATIONAL	3,000.70	6	500.12
STATE CHEMIC STATE CHE	2,979.58	1	2,979.58
EMBASSY STES AUSTIN	2,914.45	9	323.83
AMMOMAN COM 856-767-3877	2,890.20	3	963.40
BELL FENCE OF CORPUS CHR	2,877.60	7	411.09
ANNAVILLE MUFFLER & AU	2,872.53	17	168.97
THOMSON WEST TCD	2,851.00	3	950.33

**Nueces County
Transaction Totals by Vendor YTD
For the 9 months ending 06/28/2018**

Merchant	Amount	Transaction Count	Average Transaction
WESTIN (WESTIN HOTELS)	2,848.99	7	407.00
POSTNET	2,844.65	24	118.53
BOBS CITY GARAGE	2,839.20	9	315.47
CORPUS CHRISTI SAFE AND L	2,829.45	28	101.05
ANNAVILLE MUFFLER & AUTOM	2,826.45	11	256.95
SCANTRON CORPORATION	2,799.52	2	1,399.76
STATE BAR TX-CLE WEB	2,770.00	6	461.67
LA COSTA DENTAL OF A	2,766.06	8	345.76
WM SUPERCENTER #470	2,747.30	37	74.25
PAUL YORK BODY SHOP LLC	2,684.44	2	1,342.22
8X8 INC. 888-898-8733	2,683.94	10	268.39
STATE BAR TX-DUES-WEB	2,640.00	11	240.00
S&S CORPUS	2,614.21	3	871.40
IN PRECISION ENGINEERED	2,612.03	6	435.34
WILBUR ELLIS TAFT	2,605.00	11	236.82
NATIONAL DISTRICT ATTORNE	2,585.00	1	2,585.00
ZEBRATECHNOLOGIES INTL	2,576.77	5	515.35
PUBLIC AGENCY TRAINING	2,570.00	10	257.00
STAPLS7183068559000001	2,563.14	1	2,563.14
C&S PLATING & BUMPER RECY	2,556.50	4	639.13
SQ MONICA DOMINGUEZ	2,555.00	1	2,555.00
HYATT GRAND SA CONVENT CT	2,539.36	3	846.45
AMAZON.COM	2,519.15	24	104.96
NOTARIES.COM	2,511.85	21	119.61
KIMBALL MIDWEST	2,506.06	10	250.61
630 CORPUST CHRISTI TX	2,502.12	12	208.51
SQ GONZALES AND ASSOCIAT	2,500.00	1	2,500.00
STAPLS7183462948000001	2,467.16	1	2,467.16
LONE STAR TRENCHER PARTS	2,432.29	2	1,216.15
IBI INFORMA PRODUCTS	2,425.00	1	2,425.00
COOPER EQUIPMENT	2,420.20	6	403.37
TEXAS ASSOCIATION OF C	2,420.00	12	201.67
WM SUPERCENTER #1494	2,418.67	33	73.29
GULF COAST NUT & BOLT SUP	2,417.53	14	172.68
INDUSTRIAL FABRICATORS OF	2,401.00	3	800.33
EWALD KUBOTA - CORPUS CHR	2,379.26	19	125.22
IN SOUTH TEXAS RESTAURAN	2,378.19	3	792.73
IN TROYS FENCE	2,365.00	9	262.78
NUECES CO TX-TAC-MOTOR	2,331.25	51	45.71
WAL-MART #1494	2,328.06	33	70.55
VOLVO TRUCKS OF TE	2,315.63	12	192.97
GREEN MOUNTAIN ENERGY	2,311.24	15	154.08

**Nueces County
Transaction Totals by Vendor YTD
For the 9 months ending 06/28/2018**

Merchant	Amount	Transaction Count	Average Transaction
TEXAS LAUNDRY SERVICE COM	2,306.19	4	576.55
HYATT PL SAN ANTO/RIVERWK	2,283.35	3	761.12
HAMPTON INN AUSTIN	2,275.58	6	379.26
SEASIDE MEMORIAL PARK	2,275.00	3	758.33
CBA CORPUS CHRISTI	2,273.90	8	284.24
EDDIES GULF RADIATOR	2,242.00	6	373.67
MMM ROBSTOWN YARD	2,235.79	2	1,117.90
MRS WOODY JRS WRECKE	2,220.04	9	246.67
STAPLS7184221285000001	2,215.20	1	2,215.20
STAPLS7185017799000001	2,215.20	1	2,215.20
STAPLS7184514117000001	2,183.34	1	2,183.34
CHAMPION CHEVY_CADILLA	2,179.80	13	167.68
CERTIFIED COLLISION LLC	2,165.67	1	2,165.67
WWW.NEWEGG.COM	2,135.04	7	305.01
UNITED 0167150425065	2,110.21	1	2,110.21
UNITED 0167150425067	2,110.21	1	2,110.21
EAGLE LOCK AND KEY	2,106.60	4	526.65
HELENA CHEM CO 25041	2,092.00	7	298.86
THERANEST ANNUAL SUB	2,080.00	1	2,080.00
ABSOLUTE COMMUNICATIONS	2,070.00	1	2,070.00
OFFICE DEPOT #70	2,046.39	13	157.41
GRAND HYATT SAN ANTONIO	2,043.57	7	291.94
1ST CHOICE ELECTRIC LLC	2,039.24	2	1,019.62
BROOKS TIRE INC	2,031.40	25	81.26
A WAVELL FLAGPOLE LLC	2,026.50	7	289.50
SAMS CLUB #8267	2,022.83	11	183.89
CDW GOVT #2828-5211	2,018.52	1	2,018.52
AMAZON MKTPLACE PMTS WWW.	2,017.66	21	96.08
GOES SALES OF TEXAS INC	2,017.15	4	504.29
FAST FLEET SERVICES	2,014.13	1	2,014.13
SAMSCLUB #8267	2,010.10	7	287.16
VIP CAR WASH AND LUBE NW	2,009.50	36	55.82
JOHNSTONE SPLY AT CORPUS	1,998.96	19	105.21
DTV DIRECTV SERVICE	1,998.25	18	111.01
ARC SERVICES/TRAINING	1,996.00	16	124.75
ARC CORPUS CHRISTI 15	1,982.97	12	165.25
1398 COLUMBIA	1,981.51	2	990.76
OMNI HOUSTON WESTSIDE	1,979.64	4	494.91
LNSTARPROD	1,966.55	2	983.28
SAFETY KLEEN CORP	1,941.97	4	485.49
NNA SERVICES LLC	1,941.13	15	129.41
MIKES DISCOUNT ELECTRIC I	1,918.00	2	959.00

**Nueces County
Transaction Totals by Vendor YTD
For the 9 months ending 06/28/2018**

Merchant	Amount	Transaction Count	Average Transaction
SECCO INC	1,906.90	4	476.73
ARROW DISPLAY SIGNS INC.	1,900.00	1	1,900.00
FIRESTONE 007919	1,852.90	3	617.63
TLO TRANSUNION	1,850.95	7	264.42
CARROT TOP INDUSTRIES INC	1,845.87	8	230.73
SQ LEO GONZALEZ TIRES	1,845.44	2	922.72
CARISMA WASH	1,834.55	20	91.73
BEST BUY 00002352	1,831.21	12	152.60
OMNI MANDALAY	1,821.60	1	1,821.60
WAL-MART #0464	1,815.62	21	86.46
OFFICE DEPOT #1127	1,810.05	19	95.27
SWIFT SOLUTIONS	1,800.00	6	300.00
WATER CANNON	1,799.00	1	1,799.00
BLUE 360 MEDIA	1,791.43	7	255.92
SEAK INC - II	1,790.00	1	1,790.00
WYNDHAM GARDEN HOTEL - RI	1,782.32	1	1,782.32
TLC COMPLETE CARE MIDTOWN	1,770.00	6	295.00
GUARD MASTER FIRE & SAFE	1,760.00	6	293.33
FSGI CORPUS LIGHTING	1,745.00	3	581.67
ULTIMATE SIGNS AND GRAPHI	1,731.22	5	346.24
MARKER 37 LLC	1,693.92	9	188.21
KELTONS TRUCK PARTS INC	1,693.14	6	282.19
SQ AUTO WORKS UNLIMITED	1,666.00	10	166.60
BRIGGS EQUIPMENT #21	1,635.70	2	817.85
ENTRUST ENER GY	1,610.05	9	178.89
JACK & JILL OF MANY TRADE	1,600.00	1	1,600.00
GULF COAST GRAPHICS	1,597.50	8	199.69
ATT BILL PAYMENT	1,597.05	20	79.85
AFFORDABLE GLASS	1,590.00	8	198.75
EXTENDEDSTAY #9714	1,581.75	3	527.25
VIP CAR WASH & SUPER	1,579.01	11	143.55
RUBEN'S FLEET SERVICE	1,574.73	7	224.96
IN PROTEX RESTAURANT SER	1,566.47	4	391.62
ROMCO EQUIPMENT 004	1,562.27	2	781.14
SQ SOUTH TX OVERHEAD CRA	1,556.54	1	1,556.54
AMAZON.COM AMZN.COM/BILL	1,537.79	18	85.43
RUSH BUS CTR SELMA	1,536.00	1	1,536.00
K-D TRIM	1,525.00	4	381.25
TEXAS EXCELLENCE DETAIL	1,518.60	29	52.37
FASTSERV SUPPLY CORPUS	1,518.26	17	89.31
SPRINT WIRELESS	1,502.42	10	150.24
SAMES FORD LINCOLN	1,500.94	4	375.24

**Nueces County
Transaction Totals by Vendor YTD
For the 9 months ending 06/28/2018**

Merchant	Amount	Transaction Count	Average Transaction
DELUXE AUTO PARTS LLC	1,500.00	1	1,500.00
SQ APTSOUTHTEXAS	1,500.00	1	1,500.00
TYLER USER CONFERENCE	1,500.00	2	750.00
HARBOR FREIGHT TOOLS 71	1,482.26	16	92.64
PAYPAL TXGANGINV	1,475.00	5	295.00
LOGMEIN GOTOMEETING	1,470.00	10	147.00
THE HOME DEPOT 6584	1,469.34	8	183.67
MG BUILDING MATERIALS COR	1,467.76	4	366.94
RAM PRODUCTS LTD.	1,465.55	7	209.36
FACTORY OUTLET MAXTOOL	1,458.00	1	1,458.00
TCEQ EPAYMENT	1,450.00	3	483.33
TECHSOUP	1,450.00	1	1,450.00
SAMES FORD LINCOLN	1,448.38	14	103.46
SHRM ANNUAL700064407	1,445.00	1	1,445.00
IN R & R PETRO SERVICES	1,435.84	4	358.96
SQ GWS BUSINESS	1,420.00	2	710.00
HOMEDEPOT.COM	1,412.35	4	353.09
HILTON GARDEN INN	1,407.60	3	469.20
CHEMSEARCH	1,405.02	3	468.34
SPRING PLUMBING CONSTRUCT	1,403.17	5	280.63
INDUSTRIAL COMMUNICATIONS	1,402.61	1	1,402.61
NETWORKTIGERS INC	1,392.39	2	696.20
GULF COAST MARINE INC.	1,391.30	5	278.26
SQ SOUTH TEXAS SOCIAL WO	1,390.00	2	695.00
FIRESTONE 020052	1,378.39	2	689.20
WRIGHT MATERIALS INC ROBS	1,354.55	2	677.28
PAW ALL FAITH CREMATIO	1,342.00	2	671.00
EVIDENT INC	1,341.48	5	268.30
HYATT REGENCY LOUISVILLE	1,337.12	2	668.56
SANTA FE ANIMAL HOSPITAL	1,330.29	7	190.04
OFFICE DEPOT #468	1,329.66	25	53.19
COURTYARD BY MARRIOTT	1,327.80	4	331.95
GREYHOUND LINES 6855	1,323.60	33	40.11
IN STRONG CONSULTING SER	1,320.00	1	1,320.00
WOODYS TRUCK CENTER	1,318.80	36	36.63
KIRKS TRUCK SERVICE	1,317.51	4	329.38
NUECES ELECTRIC COOP RET	1,314.68	7	187.81
IN CUBIT CONTRACTING LLC	1,312.50	2	656.25
TEXAS LIBRARY ASSN	1,309.20	8	163.65
FSI DIRECT ENERGY	1,307.17	10	130.72
TEXAS PUBLIC HEALTH	1,290.00	3	430.00
CRAWFORD CORPUS CHRISTI	1,284.93	6	214.16

Nueces County
Transaction Totals by Vendor YTD
For the 9 months ending 06/28/2018

Merchant	Amount	Transaction Count	Average Transaction
SQ EAGLE GLASS SERVICE	1,280.00	2	640.00
WESTERN AUTO ACE HARDWAR	1,266.76	36	35.19
USPS PO 4820260412	1,250.00	1	1,250.00
USPS PO 4872150374	1,250.00	1	1,250.00
JEANS RESTAURANT SUPPLY	1,243.91	6	207.32
DISCOUNT TIRE TXC 13	1,232.50	3	410.83
EVEREST WATER & COFFEE	1,218.37	11	110.76
TEXAS DIESEL SPECIALIST	1,208.72	5	241.74
NUECES POWER EQUIPMENT	1,207.65	10	120.77
CDW GOVT #0110-1405	1,200.00	1	1,200.00
FAUCETDIRECT.COM	1,197.75	1	1,197.75
A & B PLASTICS AND FABRIC	1,190.25	12	99.19
AMERICAN AIR0017133502159	1,179.61	1	1,179.61
V247 POWER CORPORATION	1,179.60	10	117.96
HORSESHOE BAY FRONT DESK	1,175.54	3	391.85
WOODY'S TRUCK CENTER	1,159.66	38	30.52
THURMAN FONDREN GLASS	1,155.20	1	1,155.20
OCONNORS	1,154.93	3	384.98
EMBASSY SUITES SAN MARCO	1,148.85	5	229.77
AXON TASER	1,140.83	2	570.42
TAAP	1,140.00	1	1,140.00
CDW GOVT #LKR1752	1,134.14	1	1,134.14
EMBROIDME	1,133.24	3	377.75
HERO 247	1,129.00	2	564.50
DISCOUNT-TIRE-CO TXC-01	1,128.50	3	376.17
ADOBE CREATIVE CLOUD	1,125.66	7	160.81
LIND ELECTRONICS	1,122.08	4	280.52
MNI DIESEL INC.	1,112.42	1	1,112.42
ARGYLE SECURITY GROUP	1,110.00	2	555.00
STAPLS7182562185000001	1,107.60	1	1,107.60
STAPLS7183691393000001	1,107.60	1	1,107.60
CC BOOT JACK OUTLE	1,104.87	2	552.44
ABC KEYS & SAFES	1,100.00	2	550.00
RICHARD CHINN ENVIR	1,100.00	1	1,100.00
SHERATON CITY CENTER	1,099.70	1	1,099.70
OSO CREEK A H #630	1,097.95	7	156.85
TASER INTERNATIONAL	1,087.00	3	362.33
ZORO TOOLS INC	1,084.31	5	216.86
WEST MARINE #1308	1,081.86	7	154.55
INTERNATIONAL ASSOCIATION	1,080.00	3	360.00
MIDTOWN	1,072.00	5	214.40
ATLAS PHONES.COM	1,070.00	1	1,070.00

Nueces County
Transaction Totals by Vendor YTD
For the 9 months ending 06/28/2018

Merchant	Amount	Transaction Count	Average Transaction
OREILLY AUTO #0635	1,068.97	26	41.11
TX DISTRICT & COUNTY ATT	1,068.90	6	178.15
GOVERNMENT FINANCE OFFIC	1,065.00	3	355.00
LARSON PLUMBING UTILITY C	1,060.00	2	530.00
RODRIGUEZ AUTO SERVICE CO	1,058.61	2	529.31
FLEET MANAGEMENT SOLUTNS	1,056.00	10	105.60
TAGITM	1,050.00	3	350.00
TOSHIBA AMERICAN BUSINESS	1,045.46	2	522.73
FRONTIER UTILITIES	1,027.14	5	205.43
HOTEL DEREK	1,025.65	3	341.88
TAMUC ACADEMICS	1,025.00	7	146.43
ALARM SECURITY & CONT.	1,021.25	5	204.25
SUPERIOR TRAILER SAL	1,018.94	3	339.65
BOB'S CITY GARAGE	1,016.84	3	338.95
DEFENSIVE DRIVING.COM	1,015.00	29	35.00
NATIONAL SAFETY COUNCIL	1,011.62	1	1,011.62
SQ JUVENILE JUSTICE ASSO	1,010.00	4	252.50
HUSKY TRAILER& PARTS CO	1,005.14	12	83.76
NXKEM USA LLC	1,000.54	4	250.14
BLR/HCPRO	995.00	1	995.00
TARA ENERGY	991.89	7	141.70
AMER LIB ASSOC-IMIS	989.00	2	494.50
NETWORK INNOVATIONS	981.20	2	490.60
ITAC.COM	979.75	4	244.94
SOUTHWEST WHEEL CO COR	972.27	12	81.02
SAT RADIO COMMUNICATION	967.96	3	322.65
DOUBLETREE AUSTIN	967.50	7	138.21
SQ AUTO WORKS UNLI	952.86	2	476.43
24 HR SAFETY-CORPUS CH	934.94	7	133.56
MCCOYS #17	932.53	30	31.08
MID COAST ELECTRIC SUPPLY	932.04	1	932.04
BETA TECHNOLOGY INC	930.00	1	930.00
ROMCO EQUIPMENT 013	929.88	1	929.88
STARTEX POWER	927.63	6	154.61
CITY OF BISHOP UTILITIES	902.54	9	100.28
TEXAS THRONE LLC	900.00	6	150.00
TRIAD TREE TRIMMERS	900.00	1	900.00
AAA AIR CONDITIONING	898.70	1	898.70
CDW GOVT #2757-5213	898.69	1	898.69
PHAMATECH	897.00	1	897.00
THE HOME DEPOT 526	895.45	5	179.09
THERANEST WILEY M	895.34	5	179.07

**Nueces County
Transaction Totals by Vendor YTD
For the 9 months ending 06/28/2018**

Merchant	Amount	Transaction Count	Average Transaction
CC DISPOSAL SERVIC	893.90	10	89.39
SOUTHWES 5261418635059	891.56	1	891.56
SOUTHWES 5261418635060	891.56	1	891.56
TURNERS LANDSCAPE INC	889.93	2	444.97
SQ GULF COAST LASER RENU	885.00	1	885.00
SQ TOTAL PROTECTIO	881.73	3	293.91
DEMCO INC	879.65	3	293.22
A-1 PLUMBING & COMPANY	875.00	2	437.50
EB LAW ENFORCEMENT LE	875.00	1	875.00
BAYFRONT PLAZA HOTEL	874.00	5	174.80
DMI DELL HIGHER EDUC	872.73	11	79.34
COMFORT SUITES CORPUS	872.00	2	436.00
NORTHERN TOOL + EQUIP	870.37	9	96.71
JANET PENA OD	870.00	8	108.75
MARK S PLUMBING PARTS	869.66	1	869.66
VUE CISCO EXAN AT VUE	864.00	3	288.00
CHAMPION ENERGY SERVICES	863.03	6	143.84
STEWART DEAN BEARING COMP	859.62	9	95.51
TEXAS ASSOCIATION OF ASSE	855.00	3	285.00
TX DEPT AGRICULTUR	853.26	8	106.66
SQ INTERNATIONAL CONSULT	847.00	1	847.00
WATCHGUARD VIDEO	846.00	1	846.00
ACCO BRANDS DIRECT	845.71	5	169.14
ASTROMATIC CAR WAS	844.00	9	93.78
SAFELITE AUTOGLASS	843.65	3	281.22
FAIRWAY SUPPLY INC	840.50	2	420.25
DEL-AIR CO INC	835.44	1	835.44
IWS GAS AND SUPPLY OF TX	833.73	6	138.96
HILTON GARDEN INN VICTORI	831.68	2	415.84
SIGN SOLUTIONS	829.00	5	165.80
IN ROCK ENGINEERING & TE	826.00	1	826.00
IN 20.4 VENTURES LLC DB	825.00	3	275.00
PETSMART # 0196	814.95	5	162.99
R & R AWARDS	813.63	4	203.41
LUCHAZIE GENERAL STORE	811.87	1	811.87
FACILITY SOLUTIONS GROUP	809.17	1	809.17
147 KEYSTONE AUTOMOTIVE	809.00	3	269.67
PALMETTO STATE ARMORY	802.96	2	401.48
AMMUNITION DEPOT	801.52	2	400.76
C B SALES AND SERVICE	800.00	2	400.00
GULF COAST HURRICANE S	800.00	1	800.00
SQ GOSQ.COM TIMOTH	800.00	1	800.00

**Nueces County
Transaction Totals by Vendor YTD
For the 9 months ending 06/28/2018**

Merchant	Amount	Transaction Count	Average Transaction
SQ GOSQ.COM TIMOTHY WELK	800.00	1	800.00
SUPERION LLC	800.00	2	400.00
COMFORT SUITES MIAMI	799.75	1	799.75
IN LAMAR PLUMBING INC	798.88	2	399.44
AMERICAN RED CROSS	798.00	4	199.50
AMERICAN AIR0017055153519	796.71	1	796.71
UNITED RENTALS #018040	794.58	1	794.58
CLOSNER EQUIPMENT CO IN	791.74	1	791.74
CREAGER TIRE AND BATTERY	790.70	51	15.50
PETCO 1425 63514251	787.56	8	98.45
RICKS DETAILING	780.36	1	780.36
WM SUPERCENTER #490	776.02	12	64.67
BIRDS RUBBER STAMPS	773.70	15	51.58
DAILY AND WELLS	771.36	4	192.84
THE HR SOUTHWEST CONFEREN	769.00	1	769.00
SERVICE HYDRAULICS L	760.51	2	380.26
MAXSUR LLC	756.91	2	378.46
CALIBER COLLISION 0521	755.60	1	755.60
IN DOOR DIRECT	755.00	3	251.67
KENNEDY WIRE ROPE AND	751.02	6	125.17
MAACO	750.50	1	750.50
KLEEN-RITE CORPORATION	749.84	1	749.84
NADCP	745.00	1	745.00
ODESSA PUMPS - CORPUS CH	743.98	1	743.98
BIOQUIP PRODUCTS INC	738.77	1	738.77
FAR BEYOND TINT & AL	730.00	1	730.00
TEXAS GUARDIANSHIP ASSOC	730.00	2	365.00
VOLVO TRUCKS OF TEXAS	720.89	4	180.22
DAHILL OFFICE TECHNOLOGY	707.53	3	235.84
ENTERPRISE RENT-A-CAR	703.74	6	117.29
HESELBEIN TIRE SW	703.43	3	234.48
OREILLY AUTO #1687	701.94	24	29.25
BLUE STREAK FABRICATIO	700.00	1	700.00
GRAINGER	698.08	7	99.73
BRAKE CHECK	695.70	1	695.70
BOSCH AUTOMOTIVE SERVICE	695.00	2	347.50
JAMAR TECHNOLOGIES INC	694.24	1	694.24
IDENTOGO - TX FINGERPRINT	692.21	63	10.99
FIRESTONE 678791	687.92	4	171.98
MO GLASS	686.30	8	85.79
TEXAS FLOODPLAIN MANAGEME	685.00	3	228.33
BOOTS N BRITCHES	683.75	8	85.47

**Nueces County
Transaction Totals by Vendor YTD
For the 9 months ending 06/28/2018**

Merchant	Amount	Transaction Count	Average Transaction
PAYPAL BOXWOODTECH	675.00	1	675.00
T C AUTO SERVICE INC	671.58	2	335.79
NSC NORTHERN SAFETY CO	667.74	13	51.36
FREEDOM AUTO SPA	663.00	29	22.86
USPS PO 4820210418	660.30	8	82.54
SHORELINE PLUMBING CO	660.00	1	660.00
MIRAS SPORTS & MORE	659.25	1	659.25
USR-ELECTRIC BILL	656.49	3	218.83
LOCK DOC LLC	655.95	1	655.95
BUSH HYDRAULICS	654.98	9	72.78
WALMART.COM 8009666546	654.90	5	130.98
THE FLAG COMPANY INC	653.03	1	653.03
APOLLO TOWING EASY RIDER	650.00	5	130.00
GRAY PHOTOGRAPHY	650.00	2	325.00
GEOTRUST INC.	649.00	1	649.00
BLUEGLOBES LLC	641.42	1	641.42
A WALDREP COMPANY INC	640.00	1	640.00
M&D FLOORING	639.56	2	319.78
VALLEN DISTRIBUTION #QI	635.24	3	211.75
PP JOHNNY COOL REFIG	634.00	3	211.33
VALLEY TRUCK CENTERS	632.36	3	210.79
MARKETLAB INC	631.17	1	631.17
SQ FAR BEYOND TINT	631.00	2	315.50
SOUTHWES 5268781879255	630.12	1	630.12
MIRA'S SPORTS & MORE	628.92	1	628.92
LA COPA INN	620.70	6	103.45
BENNETT TRUCK TRANSPORT	618.00	1	618.00
TEXAS COMPUTER EDUCATION	618.00	1	618.00
YO RANCH RESORT	616.98	2	308.49
WIGHT'S COLLISION	612.22	1	612.22
OMNI DALLAS PARK WEST HTL	610.20	2	305.10
ALBERT STERLING AND ASSOC	610.00	2	305.00
MG BUILDING CORPUS CHRIS	609.85	5	121.97
OREILLY AUTO #0445	609.63	12	50.80
HFT HARBOR FRGHT TOOLS	606.84	1	606.84
4IMPRINT	603.35	2	301.68
CCI HOTEL RESCOUNTER	600.96	1	600.96
MIKE SHAW BUICK GMC	599.25	7	85.61
FEDERAL IRON AND METAL IN	598.22	4	149.56
NCS GED EXAM	596.25	9	66.25
WM SUPERCENTER #464	591.40	12	49.28
ARC HOUSTON 09	585.87	1	585.87

**Nueces County
Transaction Totals by Vendor YTD
For the 9 months ending 06/28/2018**

Merchant	Amount	Transaction Count	Average Transaction
ALAN T FISHER PHD PC	585.00	3	195.00
TRACTOR SUPPLY CO #1907	583.85	10	58.39
ROMCO EQUIPMENT 003	582.72	1	582.72
LONESTARPRODUCTS	575.00	1	575.00
MINT INCORPORATED	575.00	1	575.00
SQ AMERICAN DETAIL	573.00	4	143.25
EMAT	570.00	3	190.00
SQ BLG DELI / SCHL	567.80	5	113.56
SQ CORPUS CHRISTI AREA C	567.50	4	141.88
HOTEL INDIGO	563.97	3	187.99
NPC NEW PIG CORP	562.65	1	562.65
PROMOTIONALKEYCHAIN	562.38	1	562.38
4TE GEXA ENERGY	561.44	3	187.15
ON SITE DECALS LLC	560.00	1	560.00
MISSION RESTAURANT SUPPLY	558.90	1	558.90
SOUTHWES 5261400277953	554.36	1	554.36
SOUTHWES 5261400280125	554.36	1	554.36
BUILD.COM	554.31	3	184.77
HAMPTON INN & SUITES	552.57	3	184.19
CAVALRY COURT	550.96	1	550.96
GOVERNMENT FINANCE OFF	550.00	1	550.00
WPY JUVENILE LAW SECTION	550.00	2	275.00
DOUBLETREE HOTELS	548.20	2	274.10
SIGN XPRESS	547.93	2	273.97
SOUTHWES 5260159344094	546.16	1	546.16
SOUTHWES 5261447430967	546.16	1	546.16
SOUTHWES 5261419583826	542.36	1	542.36
NATIONAL SAFETY COU	540.00	1	540.00
SOUTHWES 5261445608396	533.96	1	533.96
PRAXAIR DIST INC OAM	533.69	6	88.95
UNITED 0162364390808	532.80	1	532.80
PEARL SOUTH PADRE	532.00	4	133.00
ENTRUST ENERGY	527.47	3	175.82
PRECISE KIT PROMOTIONS	526.28	1	526.28
BOB BROOKS COMPUTER SA	524.75	2	262.38
S. TEXAS ALL BATTERY	524.50	7	74.93
HOBBY-LOBBY #0066	519.87	8	64.98
WAL-MART #5898	518.70	7	74.10
AUSTIN EMBASSY SUITES	516.74	2	258.37
AOC AUTO PARTS	511.61	2	255.81
WALMART.COM	510.37	5	102.07
HYATT PLACE WASH DC NM	502.82	1	502.82

**Nueces County
Transaction Totals by Vendor YTD
For the 9 months ending 06/28/2018**

Merchant	Amount	Transaction Count	Average Transaction
TTI REGISTRATIONS	500.00	5	100.00
CLARKE MOSQUITO CONTRO	499.62	1	499.62
DIAMOND B TRACTORS AND EQ	498.16	3	166.05
BEST WESTERN MARINA GRAND	496.76	2	248.38
HUB CITY OVERHEAD DOOR CO	496.50	3	165.50
AMERICAN PLANNING A	495.00	1	495.00
INTERNATIONAL ELECTRONICS	492.31	11	44.76
HOSE OF SOUTH TEXAS OLD	489.77	4	122.44
MICROSOFT	487.13	1	487.13
TEEX MOTO	485.00	1	485.00
TEXASCENTERFORLEGALETHIC	485.00	3	161.67
JOHN W HOCK CO	484.13	1	484.13
PETROLEUM SOLUTIONS INC	483.13	1	483.13
DIAMOND MOWERS INC	481.46	2	240.73
DXE MEDICAL INC	476.42	1	476.42
SQ PORT-A-TRIM COMPLETE	475.00	1	475.00
ALLISONHOUSE LLC	474.99	2	237.50
ZAM AUTOMOTIVE	472.29	1	472.29
FSI CENTERPOINT ENERGY	472.08	6	78.68
RED RIVER SPECIALTIES	468.76	2	234.38
UNITED 0167032911869	461.00	1	461.00
ZARSKY LUMBER-CORPUS	457.74	4	114.44
GALLERIA PALMS HOTEL	456.24	1	456.24
AIR & FILTERS	455.88	3	151.96
HOLIDAY INN EXP & SUITES	455.40	4	113.85
CHAPMANS GARAGE DOORS I	455.00	1	455.00
AVIS RENT-A-CAR 1	454.84	2	227.42
ADOBE SYSTEMS INC.	454.59	3	151.53
DISCOUNTMUGS.COM	453.65	2	226.83
CDW GOVT #KXN0542	452.19	1	452.19
HILTON HOTELS OMAHA	452.00	1	452.00
SEARS ROEBUCK 1217	451.90	1	451.90
KEGCO INC	451.77	3	150.59
ACT GIS FORUM	450.00	1	450.00
PDQCOM	450.00	1	450.00
QUALITY SAFETY SVC INC	450.00	2	225.00
AMERICAN MUSICAL SUPPL	447.85	1	447.85
FAIRFIELD INN & SUITES	445.00	4	111.25
TIFCO INDUSTRIES INC	442.58	4	110.65
AMERICAN AIR0012170896395	440.60	1	440.60
AMERICAN PAYROLL ASSOC	438.00	2	219.00
TAMPERPROOF SCREW CO.INC	434.59	2	217.30

**Nueces County
Transaction Totals by Vendor YTD
For the 9 months ending 06/28/2018**

Merchant	Amount	Transaction Count	Average Transaction
DRI PMSOFTWARE	432.99	1	432.99
ALAMOSA ANIMAL HOSPITA	432.00	10	43.20
AMERICAN AIR0017041744736	432.00	1	432.00
MEADOWBROOK HARDWARE	431.70	4	107.93
MARCO & CO. CATERING	430.68	4	107.67
CANDLEWOOD SUITES BAYTOW	430.56	1	430.56
IN MERCURY AUTO AIR LLC	429.40	5	85.88
GROSS AUTOMATION LLC	428.29	1	428.29
SIMPLEXGRINNELL	428.06	2	214.03
A & R SEPTIC SERVICES L	425.00	1	425.00
A & R SEPTIC SERVICES L.L	425.00	1	425.00
SQ GABRIEL PINON	425.00	1	425.00
EWING IRRIGATION PRD 146	424.16	1	424.16
QUALITY INN AND SUITES	418.99	1	418.99
TRIEAGLE ENERGY LP	418.17	4	104.54
NY JOES ITALIAN RESTAUR	417.89	1	417.89
HOLIDAY INN BAY FRON	411.70	2	205.85
RENAISSANCE HOTELS AUS	411.70	1	411.70
MARTIN YALE	405.70	2	202.85
SCHOLASTIC BOOK FAIRS R10	405.05	2	202.53
CITY OF CC AIRPORT	403.00	18	22.39
PYL VALCAP GROUP LLC	401.06	1	401.06
IN TEXAS ACCESSIBILITY S	400.00	1	400.00
TDEM EMERGENCY MANAGEMENT	400.00	1	400.00
PAYPAL ALARMTX	395.90	2	197.95
COMFORT SUITES GRAPEVI	395.03	1	395.03
AMERICAN AIR0012175441698	395.00	1	395.00
IN CIRCLE T VETERINARY S	394.98	2	197.49
BRYAN FAIRFIELD INN	394.58	3	131.53
SOUTHWES 5268759910325	394.45	1	394.45
BUSTERS BUTANE	393.80	8	49.23
SELECT BLINDS	393.78	2	196.89
EMBASSY SUITES-FRISCO	393.24	2	196.62
HOBBY-LOBBY #0116	389.18	6	64.86
GREYHOUND LINES CNP	387.00	4	96.75
SOUTHWES 5261447524537	386.59	1	386.59
HOLIDAY INN EXPRESS PALE	384.20	4	96.05
USPS PO 4808000343	382.95	11	34.81
OMNI FORT WORTH HOTEL	382.40	3	127.47
ALICE ECHO NEWS JOURNAL	380.00	1	380.00
INF CITY DIRECTORIES	380.00	1	380.00
TAMUCC CAREER SERVICES	380.00	2	190.00

**Nueces County
Transaction Totals by Vendor YTD
For the 9 months ending 06/28/2018**

Merchant	Amount	Transaction Count	Average Transaction
FIRESTONE678791	379.12	6	63.19
ACT DCH-CHILD ABUSE SU	375.00	1	375.00
BECK MASTEN COASTAL BEND	374.38	1	374.38
FOURPAIR COM	373.90	1	373.90
ALLIED ELECTRONICS INC	373.42	1	373.42
EXPEDIA 7350635695021	372.74	2	186.37
W WHITE AIR CONDITIONING	372.06	1	372.06
PAYPAL DESIGNERCOL	371.70	1	371.70
NEESSEN CHEVROLET	369.21	3	123.07
WM SUPERCENTER #5898	368.39	5	73.68
UNITED 0168642529241	368.00	1	368.00
VALLEN DISTRIBUTION EO	367.20	1	367.20
RED ROOF INN	367.15	2	183.58
COASTAL A.D.S INC.	366.40	1	366.40
AMFILT	366.00	3	122.00
C & K BUILDERS HARDWARE	363.40	3	121.13
LAW ENFORCEMENT TARGETS	362.36	2	181.18
HOLIDAY INN EXPRESS&STES	362.10	4	90.53
AMERICAN AIR0012188138486	361.40	1	361.40
COLUMBIA BOOKS INC	361.00	1	361.00
MARTIN ASPHALT COMPANY	360.00	1	360.00
SMK SURVEYMONKEY.COM	360.00	1	360.00
PACIFIC COAST BREAKER INC	359.10	1	359.10
TREATMENT INNOVATIONS	359.00	1	359.00
RICHMOND PAPER & INK	355.52	1	355.52
PEPBOYS STORE 181	351.44	4	87.86
PRAXAIR DIST INC 70245	350.59	3	116.86
ACAD FORENSIC PATHOL	350.00	1	350.00
GOLDRING CTR FOR CULIN	350.00	1	350.00
ORKIN 966	350.00	2	175.00
TRAVEL 888-203-9763	349.60	3	116.53
AMERICAN AIR0012188116138	348.90	1	348.90
FASTSIGNS	348.60	1	348.60
3P LEARNING PTY LT	346.50	1	346.50
AMERICAN AIR0012169299011	346.00	1	346.00
SYMBOL ARTS WEB	345.00	1	345.00
HOZZ INC.	344.97	1	344.97
AN FORD MAZDA CORPUS	344.43	3	114.81
TIPSCO	343.93	5	68.79
ALL MY SONS - COR	342.01	1	342.01
BUY DOOR HARDWARE NOW	340.00	1	340.00
LAW ENFORCEMENT SEMINARS	340.00	1	340.00

Nueces County
Transaction Totals by Vendor YTD
For the 9 months ending 06/28/2018

Merchant	Amount	Transaction Count	Average Transaction
MSFT E08005KZM5	336.00	1	336.00
SOUTHWES 5261447464123	335.60	1	335.60
SOUTHWES 5261447464125	335.60	1	335.60
SOUTHWES 5261447464126	335.60	1	335.60
CLASSIC BLINDS	335.00	1	335.00
TMGACONF	335.00	1	335.00
C W CAMPBELL ELECTRIC INC	334.50	2	167.25
OREILLY AUTO #1441	334.32	7	47.76
AUTO EQUIPMENT SERVI	333.90	1	333.90
COMPLETE DIESEL REPAIR	333.00	11	30.27
NICHOLS GUNS	332.23	7	47.46
PRAXAIR DISTRIBUTION I	330.77	4	82.69
AMERICAN AIR0012152421343	328.40	1	328.40
AMERICAN AIR0012152421344	328.40	1	328.40
BJS FAMOUS UNIFORMS	327.87	7	46.84
CORPUS CHRISTI LOCK DOC L	327.85	8	40.98
TPG DRISCOLLTXUTILITIES	326.54	4	81.64
C D ELECTRIC	325.00	1	325.00
DEL MAR COLLEGE CASHIERS	325.00	2	162.50
WALGREENS #3639	324.39	1	324.39
SQ TORRES GARAGE	323.00	7	46.14
SOUTHWES 5261431255051	322.10	1	322.10
AMERICAN AIR0018642529242	321.80	1	321.80
OREILLY AUTO #0448	321.64	4	80.41
QUALITY INN & SUITES	321.60	1	321.60
ASSN. OF METRO PLANNING	320.00	1	320.00
RENAISSANCE HOTELS AND	318.66	1	318.66
HILTON GARDEN INN TYLER	317.19	2	158.60
WWW.JOR.BY	315.00	1	315.00
EL CENTRO LANDFILL	314.71	5	62.94
POCKETPRESS	314.65	1	314.65
SQ DUANE ROSS-HUNTER SER	314.50	1	314.50
PCI PATTERSON VETERINA	312.86	1	312.86
CDW GOVT #1200-5211	311.78	3	103.93
AMER SOC CIVIL ENGINEERS	311.00	1	311.00
AXON POWER	309.12	2	154.56
WRIGHT MATERIALS INC	308.00	2	154.00
IN PRO TECH MECHANICAL	307.50	1	307.50
COUNTRY INN & SUITES	307.05	1	307.05
BUILDERSFIRSTSOURCE62601	306.81	3	102.27
WAL-MART #0490	306.15	11	27.83
SERVPRO OF CORPUS CHRISTI	300.13	1	300.13

**Nueces County
Transaction Totals by Vendor YTD
For the 9 months ending 06/28/2018**

Merchant	Amount	Transaction Count	Average Transaction
CDW GOVT #LHJ8299	300.00	1	300.00
FAMILY COUNSELING SERVICE	300.00	4	75.00
IN PROTECTIVE POWDER COA	300.00	1	300.00
INSTITUTE OF TRANSPORTATI	300.00	1	300.00
PAYPAL ALLIANCEFOR	300.00	1	300.00
SQ AMERICAN OVERLA	300.00	1	300.00
TEXAS MUNICIPAL COURTS ED	300.00	1	300.00
XOOM ENERGY TEXAS	299.37	4	74.84
SQ BAY AREA TIME	298.80	3	99.60
BJ'S FAMOUS UNIFORMS	298.79	6	49.80
HAMPTON INN VICTORIA	297.60	3	99.20
CORE & MAIN LP S 2	297.54	2	148.77
FORESTRY SUPPLIERS INC	297.00	1	297.00
BLUEPRINTS CONFERENCES	295.00	1	295.00
IN ACADEMIC CHURCH & CHO	294.00	1	294.00
SQ WINDSHIELD EXPRESS OF	294.00	2	147.00
SLEEP INN GONZALES	293.80	2	146.90
TDLR BOILER INVOIC	286.82	2	143.41
STAMP CONNECTION	286.65	2	143.33
FOURPAIR.COM	285.45	3	95.15
C.C. FILE PRO	285.00	3	95.00
UT WEB TXSHOP	285.00	5	57.00
ES COLLEGE STATION	283.16	1	283.16
BLOCK AND COMPANY	282.82	1	282.82
GARDNER AUTOMOTIVE	282.81	1	282.81
HILTON SAN ANTONIO HOTEL	282.54	1	282.54
CARRS CLEANERS & LNDRY	280.50	1	280.50
PLA	280.00	1	280.00
HALFMOON EDUCATION	279.00	1	279.00
SQ B-GREENER INDUSTRIAL	277.50	1	277.50
ICS JAIL SUPPLIES INC.	277.10	2	138.55
FERGUSON SAFETY PRODUCT	276.08	1	276.08
ARCHITECTURAL TESTING INC	275.00	1	275.00
SOUTHWES 5261445434258	274.60	1	274.60
SOUTHWES 5261445434259	274.60	1	274.60
DIGICERT INC	273.00	2	136.50
SQ RCN COMMUNICATI	272.49	2	136.25
U-HAUL-CT-CROSSTOW #83262	270.42	1	270.42
D & C FENCE CO INC	270.00	1	270.00
WOODY S TRUCK CENTER	269.84	5	53.97
BREEZE ENERGY LLC	267.61	3	89.20
THRIFTY CAR RENTAL	265.56	1	265.56

**Nueces County
Transaction Totals by Vendor YTD
For the 9 months ending 06/28/2018**

Merchant	Amount	Transaction Count	Average Transaction
AMBIT TEXAS LLC	265.09	3	88.36
SQ TEXAS SIGN EXPR	265.00	1	265.00
OIL PATCH PETROLEUM INC	264.46	5	52.89
LABELS ETC INC	262.18	2	131.09
HOLIDAY INN EXPRESS STEP	259.90	2	129.95
LUBRICATION STATION	259.86	4	64.97
CEECO	259.50	1	259.50
WONDER WORKSHOP	258.00	1	258.00
GALLS	257.00	3	85.67
AUTOZONE #1328	256.35	13	19.72
SPOK INC	256.33	1	256.33
MOMAR INC	255.97	1	255.97
VIOLETWATERSUPPLY VCN	255.60	2	127.80
JASONS DELI #616	254.35	2	127.18
HARBOR FREIGHT TOOLS 680	253.85	6	42.31
BATTERY UNIVERSE	252.76	1	252.76
INTERNATIONAL PUBLIC MANA	250.00	1	250.00
LA COSTA DENTAL OF K	250.00	3	83.33
PAYPAL ROTARYCORPU	250.00	1	250.00
TEXAS DEER ASSOCIATION	250.00	1	250.00
TEXAS WILDLIFE ASSOCIATI	250.00	1	250.00
WASHING EQUIPMENT OF T	248.08	1	248.08
CULLIGAN	245.47	9	27.27
SCHLOTZSKYS 1118	245.16	2	122.58
CVENT TCDRS	245.00	1	245.00
ON SITE DECALS	245.00	1	245.00
PAYPAL RMBFAIRGROU	245.00	7	35.00
TACERA	245.00	1	245.00
OTC BRANDS INC.	244.84	2	122.42
GIH GLOBALINDUSTRIALEQ	243.18	1	243.18
BOUNCE ENERGY INC	242.97	2	121.49
THE LOCK PEOPLE	241.92	1	241.92
CORPUS CHRISTI GASKET AND	240.00	2	120.00
GULF COAST REPAIR	239.66	1	239.66
STAINLESS STEEL PRODUCTS	238.00	1	238.00
LA QUINTA INN SUITES	236.96	1	236.96
HEB #139	236.85	1	236.85
THE FRAME UP	231.25	2	115.63
DISCOUNT LOCKSMITH AND SU	230.10	3	76.70
DIAMONDBACK BOOTS AND OUT	230.00	2	115.00
4CHANGE ENERGY CHANGE	229.96	2	114.98
CC PLUMBING	229.23	5	45.85

**Nueces County
Transaction Totals by Vendor YTD
For the 9 months ending 06/28/2018**

Merchant	Amount	Transaction Count	Average Transaction
M2SYS	228.66	1	228.66
ALPHACARD	226.88	2	113.44
ASHRAE	226.00	1	226.00
ASME	225.00	1	225.00
PAYPAL TXCHIEFDEPU	225.00	1	225.00
WWW.TXPPA.ORG	225.00	3	75.00
ZACHRY PUBLICATIONS	225.00	1	225.00
DISCOUNT AUTO PARTS	223.49	1	223.49
PRINTING DYNAMICS	220.00	3	73.33
RABALAIS I&E CONST.	220.00	1	220.00
VIP CAR WASH & LUBE	219.45	4	54.86
FSI SPARK ENERGY	219.25	2	109.63
EMEDCO	218.56	2	109.28
DRURY INN MCALEN	218.48	1	218.48
TEXAS SECRETARY OF STATE	215.14	3	71.71
DNH GODADDY.COM	214.84	2	107.42
SCOTT EQUIPMENT INC	213.63	1	213.63
FLANAGANS MUFFLER SHOP	213.00	2	106.50
MINIT MAN #3	212.84	2	106.42
SUPER 8 MOTEL	212.00	8	26.50
HOTEL ELLA	210.68	1	210.68
RACK SOLUTIONS INC	209.69	1	209.69
CLEARVIEW ELECTRIC	209.10	2	104.55
PAYPAL MIKE DAVIS	207.60	1	207.60
TPG CITYOFDRISCOLLUTILITI	207.52	2	103.76
STATE BAR TX - MCLE-W	203.68	2	101.84
GUITAR CENTER #448	203.17	2	101.59
TIMEKEEPING SYSTEMS INC	202.44	2	101.22
FEDEX 27803692	202.28	1	202.28
BROWNWOOD INN & SUITES	201.14	1	201.14
RAYALLEN.COM JJDOG.COM	201.13	4	50.28
SPRINGHILL SUITES MARR	200.07	1	200.07
AMERICAN SHORE & BEAC	200.00	1	200.00
IN COSTUME SPECIALISTS I	200.00	2	100.00
SQ TEXAS SIGN EXPRESS	200.00	1	200.00
STANTON OPTICAL	200.00	1	200.00
TEXAN GLASS - SOUTH INC	200.00	1	200.00
TXST ALERRT	200.00	1	200.00
TXTAG 888 468 9824	199.02	8	24.88
ELI RESEARCH NC 800 223	199.00	1	199.00
LUCKY EAGLE HOTEL	198.00	1	198.00
PAYPAL DOLLARTREED	198.00	2	99.00

**Nueces County
Transaction Totals by Vendor YTD
For the 9 months ending 06/28/2018**

Merchant	Amount	Transaction Count	Average Transaction
CORNER STORE 1501	197.67	5	39.53
DELTA AIR 0062396673733	196.80	1	196.80
OREILLY AUTO #0592	195.92	3	65.31
ACFE	195.00	1	195.00
LAQUINTA INN & SUITES	194.74	1	194.74
ROADSIDE INC	193.97	1	193.97
HOTELBOOKINGHILTONGAR	193.09	1	193.09
PROMOTIONS NOW	188.14	1	188.14
HEB #413	188.00	1	188.00
IRV THOMAS HONDA SUZUKI	187.95	1	187.95
PAYPAL COASTALBEND	186.75	6	31.13
CDW GOVT #1200-5211 -	186.29	1	186.29
SOUTHWES 5268792638334	185.96	1	185.96
CORNER STORE 0135	185.84	5	37.17
GAMBLER SPECIALTIES INC	184.00	1	184.00
AMER ASSOC NOTARIESWE	183.88	2	91.94
FASTENAL COMPANY01	183.73	3	61.24
SQ BANUELOS TIRE P	183.00	12	15.25
DOLLAR TREE	182.99	7	26.14
JASON'S DELI #616	182.22	1	182.22
SCHLOTZSKYS 1120	181.73	2	90.87
HOLIDAY INN EXP AUSTIN	180.55	1	180.55
UFIRST UNIFIRST CORP	180.52	1	180.52
RIVERSIDE VETERINARY CLIN	180.00	2	90.00
CO. & DIST CLK ASSOC OF T	179.99	4	45.00
LOWES #00907	179.40	1	179.40
SQ BLG DELI / SCHLOTZSKY	178.85	2	89.43
CDW GOVT #3700-5211	177.66	3	59.22
DISCOUNT AUTO PARTS 2	177.37	3	59.12
A1 ELECTRIC AUTO SERVICE	176.70	1	176.70
CARISMA WASH LUBE & DETA	175.81	2	87.91
BIRDIE IMAGING SUPPLIES I	175.50	1	175.50
EB 2ND ANNUAL SOUTH T	175.07	1	175.07
HINOJOSAS UPHOLSTERY	175.00	1	175.00
STATE BAR TX-CLE DEPT	175.00	1	175.00
TROPHYLAND	174.95	2	87.48
HOLIDAY INN & SUITES	174.02	2	87.01
PAYPAL ZARATESTEEL	174.00	1	174.00
CRAFCO INC	173.96	2	86.98
THE SAFEGUARD SYSTEM INC	173.00	2	86.50
GILL LANDSCAPE NURSERY	170.80	1	170.80
CARS 4 CREDIT	170.74	2	85.37

**Nueces County
Transaction Totals by Vendor YTD
For the 9 months ending 06/28/2018**

Merchant	Amount	Transaction Count	Average Transaction
FEDEX 28749181	170.02	1	170.02
IN B & R TELEPHONE LLC	169.90	1	169.90
1000BULBS.COM	169.51	5	33.90
LONE STAR COURT	167.90	3	55.97
SAFETY KLEEN SYSTEMS BRAN	167.15	1	167.15
IN ALLISON TRANS TECH LL	166.50	2	83.25
HORIZON DISTRIBUTOR- 263	165.71	3	55.24
HEB #022	164.41	3	54.80
TURFCO GRASS FARMS	161.66	1	161.66
MODERN PHARMACY	161.01	1	161.01
O'CONNOR'S	161.00	1	161.00
CKE ROD N ROLL S T 324	160.96	1	160.96
WPY HOLLY DOGGETT	160.32	3	53.44
TEXAS OVERHEAD DOOR	158.00	1	158.00
MARRIOTT JW HOUSTON	157.95	1	157.95
CANDLEWOOD SUITES ASTN NW	155.25	1	155.25
NUECES CO TX - GOV PAY FE	155.22	51	3.04
TAPS CONTRIBUTION	155.00	1	155.00
SQ FENCING INC. OF	154.00	1	154.00
PAYPAL ZHOUHAIBO	152.93	1	152.93
BOOTIE SHOE COVER INC	150.60	1	150.60
DISCOUNT POWER	150.48	1	150.48
RUBENS FLEET SERVICE	150.40	1	150.40
ENSYSTEX II	150.00	1	150.00
GALVAN TOWING	150.00	1	150.00
IACP	150.00	1	150.00
NASW ONLINE	150.00	1	150.00
PAYPAL WONDERIDEA	150.00	10	15.00
BESTBUYCOM805526079725	149.99	1	149.99
HOWARD S BAR B QUE	149.50	1	149.50
THE SHARP SHOOTER	149.35	4	37.34
LA QUINTA INNS 0907	147.82	1	147.82
HOUSE OF ROCK	147.20	2	73.60
IN NRO POLICE SUPPLY	147.18	1	147.18
HEBERT IRRIGATION	146.50	1	146.50
CDW GOVT #1900-5686/40	146.28	1	146.28
GOVERNMENT FINANCE	145.00	1	145.00
BAYMONT INN COLLEGE ST	144.81	1	144.81
SQ DISTRICT 11 AE4-HA	144.60	5	28.92
JAMES CAP - ALLE2	144.52	1	144.52
J R ELECTRIC	144.21	1	144.21
CDSK9TRACK	144.00	1	144.00

**Nueces County
Transaction Totals by Vendor YTD
For the 9 months ending 06/28/2018**

Merchant	Amount	Transaction Count	Average Transaction
KEYSTONEPES	142.25	1	142.25
NACE INTERNATIONAL	140.00	1	140.00
EXTENDEDSTAY #9702	139.98	2	69.99
HAMPTON INN BROWNWOOD	139.40	2	69.70
RC REPAIRCLINIC.COM	138.99	1	138.99
STAPLS7184514117000004	137.98	1	137.98
GATE SUPPLIES	137.02	1	137.02
NENA	137.00	1	137.00
HILTON HOTELS	136.41	1	136.41
AUTOZONE 4216	135.10	7	19.30
LIVESTOCK WEEKLY	135.00	1	135.00
SECURETECH	135.00	1	135.00
SHORELINE PLUMBING	135.00	1	135.00
AIR & FILTERS 2	132.84	2	66.42
CDW GOVT #1250-5211	132.47	1	132.47
SHELL OIL 57546139809	132.24	2	66.12
TSBPA IND LIC RENE	132.00	2	66.00
HEB #253	131.65	1	131.65
MOORE SUPPLY COMPANY	130.87	2	65.44
NEVILL DOCUMENT SOLUTIONS	130.00	1	130.00
PAYPAL ALLENCIVILP	129.43	1	129.43
AVCO KEYRINGS	129.27	1	129.27
SP CHEPLEX FIVE STAR LIM	129.25	2	64.63
JACKS SMALL ENGINES & GEN	129.17	2	64.59
BEST WESTERN PLUS AUSTIN	128.79	1	128.79
SQ CZECH-MEX BAKERY & CA	128.29	1	128.29
ISLA GRAND BEACH RESORT	127.54	1	127.54
360 TRAINING I	127.50	1	127.50
FEDEX 252843437	127.40	1	127.40
MUELLER INC STORE 27-CCH	126.62	1	126.62
SHAFFER MUFFLER AND AUTOM	125.60	1	125.60
IDENTOGO - TSA TWIC	125.25	1	125.25
IN AWESOME LAWN CARE	125.00	1	125.00
MEETING REGISTRATIO	125.00	1	125.00
SQ EMERGENCY MANAGEMENT	125.00	1	125.00
HOTELS.COM146429842627	124.57	1	124.57
HOTELS.COM145594763673	123.14	1	123.14
STAPLS7184514117000005	120.80	1	120.80
AGENT FEE 8900735414802	120.00	1	120.00
SOUTH PADRE ISLAND PEDIAT	120.00	1	120.00
ROOMMATES CARRY OUT INTER	119.90	1	119.90
IN ROADRUNNER MAPS INC.	119.27	2	59.64

**Nueces County
Transaction Totals by Vendor YTD
For the 9 months ending 06/28/2018**

Merchant	Amount	Transaction Count	Average Transaction
THE ROCKIN G OIL C	119.03	2	59.52
FLANAGAN'S MUFFLER SHOP	119.00	1	119.00
BJ S FAMOUS UNIFORMS	118.10	4	29.53
BELLA BISTRO	114.74	2	57.37
AUTOZONE #1416	113.96	3	37.99
IN P & S SCALE CO INC	113.20	1	113.20
TEXAS FIRST RENTALS-	112.53	1	112.53
SWIFF-TRAIN-CORPUS CHRI	111.46	3	37.15
LA MICHOACANA BAKERY INC	110.99	2	55.50
USPS PO 4876650380	110.93	12	9.24
IN NATIONAL NARCOTIC DOG	110.00	1	110.00
STEVE S AUTO SERVICE	110.00	1	110.00
EYEMART EXPRESS #017	109.90	1	109.90
EXECUTIVE INN AND SUITES	108.10	1	108.10
RAM PRODUCTS LTD.	107.93	1	107.93
MILLERS BBQ ON WEBER	107.60	1	107.60
LNR LUNARPAGES WEBHOST	107.40	1	107.40
MIDAS AUTO CENTER	106.79	2	53.40
FEDEX 26698158	106.35	1	106.35
GALLS HQ	105.00	1	105.00
SHOPLET.COM	104.19	1	104.19
VETERAN ENERGY LLC	103.26	1	103.26
SIRCHIE FINGER PRINT LABO	103.11	1	103.11
HAMPTON INN COLLEGE ST	103.02	1	103.02
ACT TCEQ	100.00	1	100.00
AGENT FEE 8900736184518	100.00	1	100.00
EMBASSY SUITES BY HILTON	100.00	1	100.00
TEXAS POLICE ASSOCIATION	100.00	1	100.00
PESI INC	99.99	1	99.99
BOOT BARN #169/BASKINS	99.98	1	99.98
COLOR SOURCE	99.24	1	99.24
ANIMAL CARE TECHNOLOGIES	99.00	1	99.00
TRAININGCENTER/HRCERTIFI	99.00	1	99.00
NETFLIX.COM	98.90	11	8.99
COMFORT INN & SUITES	98.31	1	98.31
IN ID CARD CONSULTANTS	97.65	1	97.65
DOCUGRAPHIX PLUS	97.00	1	97.00
GULF COAST PAPER COM	96.97	1	96.97
WINGSTOP 312	96.74	1	96.74
OFFICE DEPOT #5910	95.76	1	95.76
LA QUINTA INNS 0522	94.30	1	94.30
MY BINDING COM	93.59	1	93.59

**Nueces County
Transaction Totals by Vendor YTD
For the 9 months ending 06/28/2018**

Merchant	Amount	Transaction Count	Average Transaction
CDW GOVT #1380-5211	93.21	1	93.21
HAWTHORN SUITES BY WINDH	93.00	1	93.00
SAFER SOCIETY FOUNDA	93.00	1	93.00
TX MUSEUM STORE	92.95	1	92.95
SALLY BEAUTY #2066	92.78	1	92.78
PRODRIVE AUTO SERVICES	92.65	1	92.65
BEST WESTERN HERITAGE INN	92.43	1	92.43
71930 - MLK SELF PARK	92.00	4	23.00
AMER ASSOC NOTARIES	91.94	1	91.94
OREILLY AUTO #0711	90.36	2	45.18
COUNTY PROGRESS	90.00	2	45.00
COMFORT SUITES	89.27	3	29.76
MEDINA MUFFLER SHOP	89.00	2	44.50
PAYPAL BESTBUY COM	88.75	1	88.75
MONARCH WATCH	88.40	1	88.40
PAYPAL DBSA	87.70	1	87.70
SQ RODOLFO DAVILA	87.00	1	87.00
CARISMA EXPRESS CAR WA	86.90	2	43.45
CONTINENTAL BATTERIE	86.45	1	86.45
FIRESTONE678783	85.45	1	85.45
NUECES WATER SUPPLY CORPO	84.95	1	84.95
TANITA COMPETITVEEDGE	84.60	1	84.60
FEDEX 25600097	84.28	1	84.28
AMIGOS EQUIPMENT CORPORAT	83.53	2	41.77
JO'S PACKARD TIRE SVC	83.34	3	27.78
HEB #210	82.36	7	11.77
PRINT TO MAIL BY DELUXE	82.25	1	82.25
BUS MGMT DAILY	82.08	1	82.08
VALLEY PUMPS INC.	82.00	1	82.00
DIESEL ENGINE AND INJECTI	81.50	2	40.75
HOTWIRE-SALES FINAL	81.24	1	81.24
UNION TAXI COOPERATIVE	80.37	1	80.37
AGENT FEE 8900735414801	80.00	1	80.00
COASTALCHILDRENSCLINIC	80.00	1	80.00
FSSW - CEUS	80.00	6	13.33
IN CORPUS CHRISTI CONTAI	80.00	1	80.00
OREILLY AUTO #2292	79.98	4	20.00
WALMART GROCERY	79.98	1	79.98
SONESTA HOTELS	79.65	1	79.65
BAY AUTO SERVICE	79.00	1	79.00
FEDEX 26755184	78.80	1	78.80
CLIPSANDFASTENERS	78.66	1	78.66

**Nueces County
Transaction Totals by Vendor YTD
For the 9 months ending 06/28/2018**

Merchant	Amount	Transaction Count	Average Transaction
FEDEX 380645025	77.88	1	77.88
BOB S CITY GARAGE	76.50	1	76.50
MICROSOFT OFFICE 365	75.76	1	75.76
FEDEX 168590796	75.35	1	75.35
LAWLEYS GARDEN CORNER FEE	75.00	1	75.00
DOUBLE TUFF TRUCK TARPS I	74.68	1	74.68
FEDEX 164719883	74.46	1	74.46
PHILLIPS 66 - SKIPPERS 10	72.00	1	72.00
HILTON HOTEL AUSTIN	71.37	4	17.84
FEDEX 163263321	71.14	1	71.14
FEDEX 163988833	71.14	1	71.14
CORNER STORE 1502	71.00	1	71.00
CDW GOVT #MQR7847	70.44	1	70.44
HALF PRICE BOOKS #015	70.00	1	70.00
USPS PO 4871900373	70.00	1	70.00
WILKINSON VETERINARY CLIN	70.00	2	35.00
FEDEX 25910253	69.73	1	69.73
IDRIVE.COM	69.50	1	69.50
AGEX BOOKSTORE	69.08	1	69.08
COURTYARD BY MARRIOTT-	68.67	1	68.67
EXXONMOBIL 47796172	68.00	1	68.00
THE WEBSTAIRANT STORE	66.02	1	66.02
VISTAPR VISTAPRINT.COM	65.91	2	32.96
ABSOLUTE WRECKER	65.00	1	65.00
ACURITE.COM	64.95	1	64.95
COASTAL HVAC SUPPLY	64.92	1	64.92
TEXAS GUN SHOP INC	64.92	1	64.92
ARMSTRONG LUMBER COMPANY	64.75	6	10.79
PAYPAL M2SYS	64.33	1	64.33
FACEBK MQH86EA9T2	63.16	1	63.16
SHAFFERS MUFFLER AND AUTO	63.00	9	7.00
SHELL OIL 57545310500	63.00	9	7.00
GREATSTATE TRANSMISSIONS	62.99	1	62.99
AUTOZONE #4215	62.91	4	15.73
FACEBK FVLEKD9T2	61.52	1	61.52
TAXI SVC DALLAS	61.47	1	61.47
DUBS GARAGE	60.38	1	60.38
SHELL OIL 42664220132	60.00	1	60.00
STALKER RADAR	60.00	1	60.00
ALON 7-ELEVEN #10	59.73	1	59.73
COUNTERTOPBRACKET.COM	59.64	1	59.64
CHEVRON 0376590	59.00	1	59.00

Nueces County
Transaction Totals by Vendor YTD
For the 9 months ending 06/28/2018

Merchant	Amount	Transaction Count	Average Transaction
EXXONMOBIL 48099196	59.00	1	59.00
SOUTHWES 5268761689099	58.98	1	58.98
ISLE MAIL AND M	58.78	1	58.78
WHTABRGR GFTCRD Q26	58.60	1	58.60
FEDEX 247314174	58.22	1	58.22
FEDEX 26420850	57.90	1	57.90
CVS/PHARMACY #06989	57.59	1	57.59
A AND C FIRE EQUIPMENT	57.00	1	57.00
FEDEX 97660549	56.99	1	56.99
MINIT MAN #2	56.83	1	56.83
ADVANCE AUTO PARTS #8429	56.27	1	56.27
SHORELINE SANDWICH	56.22	1	56.22
CONOCO - YESWAY 1068	56.00	1	56.00
RANCHLAND	56.00	1	56.00
OFFICE DEPOT #1079	55.99	1	55.99
OFFICE DEPOT #1080	55.99	1	55.99
SHERWIN WILLIAMS 708584	55.82	1	55.82
AUTOZONE #4211	55.77	2	27.89
SHELL OIL 57543427801	55.06	1	55.06
UNITED REFRIG BR #76	54.79	1	54.79
HEB GAS #426	54.16	1	54.16
CFW COMMERCE ST GARAGE	54.00	3	18.00
PROFESSIONAL EDUC SERV	53.55	1	53.55
PCC 2204	53.50	1	53.50
PAYPAL E-COMMERCE	52.80	1	52.80
SHELL OIL 57543033203	52.29	1	52.29
CORNER STORE 1500	52.03	1	52.03
7-ELEVEN 36030	52.00	1	52.00
JOS PACKARD TIRE SVC	51.00	2	25.50
SE40808	51.00	2	25.50
SHELL OIL 12508723009	51.00	1	51.00
JOHNSTONE SUPPLY OF C C	50.66	3	16.89
FAST LANE 34	50.00	1	50.00
GULF COAST HUMANE SOCIETY	50.00	1	50.00
IN SHERIFF'S ASSOCIATION	50.00	2	25.00
PAYPAL NHMA	50.00	1	50.00
SHELL OIL 10001180008	50.00	1	50.00
STUNTCAMS.COM	50.00	1	50.00
TEXAS ENVIRONMENTAL HEALT	50.00	1	50.00
UNITED 0162609979014	50.00	1	50.00
DRI FAASOFT VIDEO CONV	48.71	1	48.71
JACKS #7	48.50	1	48.50

**Nueces County
Transaction Totals by Vendor YTD
For the 9 months ending 06/28/2018**

Merchant	Amount	Transaction Count	Average Transaction
SHI SMARTPRACT#1875365	47.50	1	47.50
AUTOZONE #1344	46.99	1	46.99
PETCO 2405 63524052	46.99	1	46.99
PAYPAL CHAPMANCHEV	46.07	1	46.07
EXXONMOBIL 99020240	46.01	1	46.01
CE4LESS COM	45.91	2	22.96
UPS 1Z2T857WP207745740	45.63	1	45.63
UPS 1Z2T857WP216557150	45.63	1	45.63
PCC 1005	45.00	1	45.00
TMOBILE LAW RELATION	45.00	1	45.00
FEDEX 167363296	44.99	1	44.99
WALGREENS #10945	44.99	1	44.99
ROBSTOWN CLEANERS	44.70	1	44.70
PPG PAINTS 9674	44.41	1	44.41
LOVES TRAVEL S00003756	44.24	1	44.24
EXXONMOBIL 45927472	44.02	1	44.02
SHELL OIL 57543429203	44.00	1	44.00
FACEBK GVLEKDJ9T2	43.96	1	43.96
TURF AND IRRIGATION HARDW	43.95	1	43.95
PP 5 STAR TAXI	43.05	1	43.05
EXXONMOBIL 48199830	42.67	1	42.67
SHELL OIL 57541282505	42.50	1	42.50
ULINE SHIP SUPPLIES	42.43	1	42.43
ANTIGRAVITYBATTERI	41.85	1	41.85
CHIEF SUPPLY VT	40.22	2	20.11
AGENT FEE 8900709830191	40.00	1	40.00
AGENT FEE 8900726998873	40.00	1	40.00
AGENT FEE 8900729284177	40.00	1	40.00
AGENT FEE 8900729284189	40.00	1	40.00
AGENT FEE 8900731077693	40.00	1	40.00
AGENT FEE 8900734719774	40.00	1	40.00
AGENT FEE 8900735094205	40.00	1	40.00
AGEX SOIL TESTING LAB	40.00	1	40.00
DEALERS ELECTRICAL #40	40.00	1	40.00
SQ SOUTH TEXAS SOC	40.00	1	40.00
SUPER EXPRESS	40.00	1	40.00
PETCO 2423 63524235	39.98	1	39.98
BARNES & NOBLE #2818	39.92	1	39.92
ORECK VACUUMS OF CORPUS	39.90	2	19.95
OREILLY AUTO #0712	39.72	1	39.72
WWW.NOTARYPUBLICS.COM	39.37	1	39.37
DAYTON FUEL STOP	39.02	1	39.02

**Nueces County
Transaction Totals by Vendor YTD
For the 9 months ending 06/28/2018**

Merchant	Amount	Transaction Count	Average Transaction
GOVERNMENT PAYMENTS	39.00	9	4.33
ADVANCE AUTO PARTS #8079	38.97	2	19.49
EXXONMOBIL 45362159	37.90	3	12.63
SQ TRANSPORTATION	37.50	1	37.50
PAYPAL STEELCITYSU	36.95	1	36.95
FACEBK JQH86EA9T2	36.84	1	36.84
HCTRA EZ TAG ONLINE	36.25	2	18.13
CORNER STORE 1505	36.02	1	36.02
LEXVID SERVICES INC	35.75	1	35.75
CORNER STORE 1314	35.00	1	35.00
INSTITUTE SUPPLY MGMT	35.00	2	17.50
PAYPAL ANCISCOCORP	35.00	1	35.00
AUTOZONE #1419	34.99	2	17.50
STRIPES 0963927900	34.56	1	34.56
LONE STAR OVERNIGHT	34.47	1	34.47
BURLNGTON STORES177	33.53	1	33.53
FACEBK GEEQND29T2	33.15	1	33.15
SQ DFW TAXI	32.45	1	32.45
OREILLY AUTO #0634	32.17	1	32.17
NAYLORS FARM & RANCH SUPP	32.08	2	16.04
OFFICE DEPOT #628	31.98	1	31.98
DRI CRASHPLAN PRO	31.95	11	2.90
FEDEX 382775091	31.34	1	31.34
PENGAD INC	30.55	1	30.55
PORT ARANSAS HARDWARE	30.15	2	15.08
EB MID COAST HURRICAN	30.00	1	30.00
IN SUPERGLASS WINDSHIELD	30.00	1	30.00
PROGRESSIVE CAR WASH	30.00	3	10.00
SAYMORE TROPHY COMPANY	30.00	1	30.00
TXDPS CRIME RECS	29.13	6	4.86
AMAZONPRIME MEMBERSHIP	28.12	4	7.03
ABM NAVY PIER 2006	28.00	1	28.00
ALICE ECHO NEWS JOURNAL C	28.00	1	28.00
SQ STICKER XPRESS	28.00	4	7.00
UPS 1Z2T857WP202305135	27.66	1	27.66
UPS 1Z2T857WP206240313	27.66	1	27.66
UPS 1Z2T857WP213531325	27.66	1	27.66
SPEEDWAY 07363 180	27.42	1	27.42
HEB #643	27.26	3	9.09
VCN STLOUISCOUNTY	26.80	1	26.80
PAYPAL TEXASDIVISI	26.36	1	26.36
PAYPAL LOUIESIPES	26.00	1	26.00

**Nueces County
Transaction Totals by Vendor YTD
For the 9 months ending 06/28/2018**

Merchant	Amount	Transaction Count	Average Transaction
OFFICE DEPOT #416	25.99	1	25.99
AMERICAN AIR0010283614683	25.00	1	25.00
AMERICAN AIR0010283903522	25.00	1	25.00
COURTS/USDC-TX-PAY	25.00	1	25.00
DRIVERSED.COM-TS	25.00	1	25.00
IPSA	25.00	1	25.00
NORMA S FRUITS & DELIGHTS	25.00	1	25.00
SHELL OIL 57524793007	25.00	1	25.00
TX DPS DL	25.00	1	25.00
UNITED 0162605797980	25.00	1	25.00
UNITED 0162605919213	25.00	1	25.00
UNITED 0162608904879	25.00	1	25.00
AUTOZONE #1335	24.64	1	24.64
PAYPAL FTAELECTRON	24.44	1	24.44
SHELL OIL 57543446207	24.44	1	24.44
OFFICEMAX/OFFICEDEPOT6208	22.99	1	22.99
AT&T T44A 7310	22.73	1	22.73
FEDEX 95553584	22.42	1	22.42
OFFICEMAX/OFFICEDEPOT6166	21.99	1	21.99
DRI CRASHPLAN FOR SB	21.30	2	10.65
HOTELBOOKINGSERVFEE	20.98	2	10.49
EXXONMOBIL 97471890	20.55	1	20.55
HERB EASLEY MOTORS	20.51	1	20.51
UPS 1Z2T857WP215370693	20.25	1	20.25
UPS 1Z2T857WP219168100	20.25	1	20.25
BROOKSHIRES FUEL 9	20.09	1	20.09
SHELL OIL 10003434007	20.00	1	20.00
TEA GED TRANSCRIPT	20.00	4	5.00
TOLL/MSB 888-811-4565	19.24	6	3.21
DOLLAR GENERAL #11377	18.40	1	18.40
CHILIS PALESTINE	18.29	1	18.29
CHAMPION INDUSTRIAL SALES	17.60	1	17.60
FACEBK KEEQND29T2	16.85	1	16.85
EXXONMOBIL 47255864	16.73	1	16.73
SQ COASTAL HARDWARE LLC	15.27	1	15.27
AMERICAN AIR0010623658864	15.25	1	15.25
AMERICAN AIR0010623662943	15.25	1	15.25
CORNER STORE 0145	15.00	1	15.00
CRAIGS TIRE SERVICE	15.00	1	15.00
JORGE BANUELOS TIRES	15.00	1	15.00
SWA EARLYBRD5269800822438	15.00	1	15.00
SWA EARLYBRD5269800822439	15.00	1	15.00

**Nueces County
Transaction Totals by Vendor YTD
For the 9 months ending 06/28/2018**

Merchant	Amount	Transaction Count	Average Transaction
SWA EARLYBRD5269804973747	15.00	1	15.00
SWA EARLYBRD5269804973748	15.00	1	15.00
SWA EARLYBRD5269804973749	15.00	1	15.00
SWA EARLYBRD5269804973750	15.00	1	15.00
TAMU PARKING PERMITS & C AND A SERVICE AND TIRES	15.00	1	15.00
14.25	1	14.25	
AN HONDA S CORPUS CHRI	14.00	2	7.00
RICHARDS GARAGE	14.00	2	7.00
THE ISLAND CAR WASH -	14.00	1	14.00
MMF POS	13.55	1	13.55
SQ GOSQ.COM MIR MO	13.44	1	13.44
DIESEL ENGINE & INJECTIO	13.23	1	13.23
OFFICE DEPOT #111	12.99	1	12.99
CENTURY THEATRES 434	12.56	1	12.56
AMERICAN AIR0012188145034	12.50	1	12.50
CORPUS CHRISTI SAFE &	12.50	1	12.50
AGAVE JALISCO #4	12.34	1	12.34
METRO PARK LOT 555	12.00	1	12.00
OCEAN IN MOTION LASER	12.00	1	12.00
THE ISLAND CAR WASH	12.00	1	12.00
WHEELY CLEAN AUTO WASH	12.00	1	12.00
NUECES FARM CENTER INC	11.82	1	11.82
FEDEX 28961231	11.54	1	11.54
HEFFS BURGER	10.16	1	10.16
DANNYS TIRE SERVICE	10.00	1	10.00
SHELL OIL 91002937273	10.00	1	10.00
TXEFILE 022212124-1	10.00	1	10.00
MCDONALD'S F4742	9.50	1	9.50
FEDEX 95586918	8.08	1	8.08
HEB #057	8.00	1	8.00
WHATABURGER 692 Q65	7.77	1	7.77
CHOKE CANYON BAR-B	7.60	1	7.60
INN OF THE HILLS RESORT	7.00	1	7.00
WHATABURGER 524 Q26	6.97	1	6.97
FEDEX 96219810	6.77	1	6.77
DAIRY QUEEN - COMFORT	6.76	2	3.38
USPS.COM ONLINE SHIPPING	6.65	1	6.65
WHATABURGER 286 Q26	6.54	1	6.54
SUBWAY 03516861	6.50	1	6.50
CHICK-FIL-A #01807	6.48	1	6.48
SUNOCO 0486272800	5.93	1	5.93
FEDEX 96031402	5.54	1	5.54

**Nueces County
Transaction Totals by Vendor YTD
For the 9 months ending 06/28/2018**

Merchant	Amount	Transaction Count	Average Transaction
FEDEX 28031458	5.50	1	5.50
AUSTIN DISTRIBUTING	5.40	1	5.40
SUBWAY 00451328	5.40	1	5.40
IN INFINITY OPERATIONS &	5.20	1	5.20
SUBWAY 03241064	5.08	1	5.08
CAPITOL VISITORS PARKING	5.00	1	5.00
CROSS BORDER TRANS FEE	4.97	11	0.45
HEB #270	4.87	1	4.87
OREILLY AUTO #1907	4.58	1	4.58
AUTO AIR & VACUUM SERVICE	4.50	3	1.50
SOUTHWEST WHEEL CO. (C	4.48	1	4.48
FEDEX 28377223	4.36	1	4.36
WHATABURGER 111 Q26	4.21	1	4.21
SCHULENBURG/DAIRY QUEEN	3.89	1	3.89
SNAPPY 24	3.78	1	3.78
CORNER STORE 1403	3.67	1	3.67
WHATABURGER 744 Q66	3.59	1	3.59
BILL SERVICING	3.50	1	3.50
WHATABURGER 428 Q26	3.43	1	3.43
WHATABURGER 467 Q26	3.40	1	3.40
COA PARKING METERS	3.00	1	3.00
SUNRISE VENDING LLC	2.70	2	1.35
TXEFILE 019696626-0	2.06	2	1.03
TXEFILE 021217746-0	2.06	2	1.03
TXEFILE 021260062-0	2.06	2	1.03
TXEFILE 022212124-0	0.29	1	0.29
PAYPAL CORPUSCHRIS	0.01	1	0.01
AGENT FEE 8900735983212	0.00	2	0.00
AMERICAN AIR0012183528479	0.00	2	0.00
AMERICAN AIR0012183528480	0.00	2	0.00
AMERICAN AIR0017016688414	0.00	2	0.00
AMERICAN FILTRATION	0.00	2	0.00
CC BRAKE & CLUTCH SUPPL	0.00	2	0.00
CCI HOTEL GUESTRESERV	0.00	14	0.00
MYDRIVERLICENSE.ORG	0.00	4	0.00
SPRINGHILL SUITES AUST	0.00	2	0.00
UNITED 0167150425030	0.00	2	0.00
UNITED 0167150425032	0.00	2	0.00
USA CASH DEPOT VEND	0.00	2	0.00
FEDEX 770036935223	-4.00	1	-4.00
SUMMIT ELECTRIC SUPPLY	-11.39	1	-11.39
GRYHNDLINES REF 5809	-42.25	1	-42.25

**Nueces County
Transaction Totals by Vendor YTD
For the 9 months ending 06/28/2018**

Merchant	Amount	Transaction Count	Average Transaction
HEB #223 SSS	-58.80	1	-58.80
WAL-MART #0442	-71.12	1	-71.12
WAL-MART #0470 SE2	-81.18	1	-81.18
PLN HOTEL-BOOK-ONLINE	-109.03	1	-109.03
SPRINGHILL SUITES	-164.02	2	-82.01
PAYPAL DELMARCOLLE	-180.00	4	-45.00
HOTELBOOKINGHYATTPLAC	-234.98	1	-234.98
HOUSTON FREIGHTLINER ACCO	-273.74	2	-136.87
EXPEDIA 7257378916301	-297.92	1	-297.92
DISPUTE-WWW.JOR.BY	-315.00	1	-315.00
FRAUD-ENTRUST ENERGY	-338.08	1	-338.08
UNITED 0162339110536	-395.60	1	-395.60
UNITED 0162339110537	-395.60	1	-395.60
UNITED 0162339110539	-395.60	1	-395.60
UNITED 0162339110540	-395.60	1	-395.60
OMNI HOUSTON HOTEL	-530.01	1	-530.01
SOUTHWES 5260159344095	-546.16	1	-546.16
SOUTHWES 5261447430968	-546.16	1	-546.16
Total	3,064,966.36	10,747	285.19