


# **Nueces County, Texas**

## **Monthly Financial Report** (Unaudited and Unadjusted)

Fiscal Year 2017/2018  
For the eight months ended May 31, 2018



**Prepared by:**

**The Nueces County Auditor's Office**

**Dale Atchley, CPA**  
**County Auditor**



**Nueces County, Texas**  
**Unaudited Monthly Financial Report**  
**As of May 31, 2018**

---

**Table of Contents**

County Auditor Letter of Transmittal..... 1  
Explanation of Top Spenders Section ..... 2

**Financial Statements**

Balance Sheet - Governmental Fund ..... 4  
Statement of Revenue, Expenditures and Changes in Fund Balance - Governmental Funds ..... 6  
Statement of Net Position - Internal Service Fund ..... 10  
Statement of Revenue, Expenditures and Changes in Net Position - Internal Service Fund ..... 11  
Comparison of Current Year to Prior year Revenues & Expenditures - Group Health ..... 13  
Comparison of Monthly & year to prior year Revenues & Expenditures - Group Health ..... 14

**Budget Revenue Section**

Statement of Revenue Budget to Actual with Year to Year Comparison - General Fund ..... 16  
Statement of Revenue Budget to Actual with Year to Year Comparison – Road & Bridge ..... 17  
Statement of Revenues Budget to Actual - Inland and Coastal Parks ..... 18  
Comparison of Current year to prior year total Revenues - Inland and Coastal Parks ..... 19  
Statement of Revenues Budget to Actual - Airport ..... 20

**Budget Expenditure Section**

General Fund Top Spenders ..... 22  
Statement of Expenditures Budget to Actual - General Fund ..... 35  
Comparison of Current year to prior year total Expenditures - General Fund ..... 76  
Statement of Expenditures Budget to Actual - Road & Bridge Fund ..... 78  
Comparison of Current year to prior year total Expenditures - Road & Bridge Fund ..... 79  
Statement of Expenditures Budget to Actual - Inland and Coastal Parks ..... 80  
Comparison of Current year to prior year total Expenditures - Inland and Coastal Parks ..... 81  
Statement of Expenditures Budget to Actual with Year to Year Comparison - Airport fund ..... 82  
Statement of Expenditures Budget to Actual - Commissioners Precinct Funds ..... 83  
Schedule of Commissioners Court Diabetes Funds ..... 84  
Schedule of Commissioners Court RTA Funds ..... 85

**Schedules**

Schedule of Transfers In and Out by Fund ..... 88  
Schedule of Capital Projects ..... 89  
Schedule of Debt Service Requirements ..... 95  
Summary of Monthly Revenue Report ..... 99

**Procurement**

Untimely Purchase Orders ..... 104  
Procurement Card Totals by Budget Category ..... 104  
Procurement Card Totals by Amount ..... 105  
Procurement Card Totals by Department ..... 120





AIDEE HERNANDEZ, MBA  
FIRST ASSISTANT

ELVA FUENTES, CFE  
INTERNAL AUDIT SUPERVISOR

DALE ATCHLEY, CPA  
COUNTY AUDITOR

LISA DAVIS  
BUDGET ACCOUNTANT

ANNA VELAZQUEZ, CPP  
GRANTS / PAYROLL SUPERVISOR

901 LEOPARD STREET, RM. 304  
CORPUS CHRISTI, TX 78401

EXECUTIVE ACCOUNTANT

PHONE: (361) 88-0556 • FAX: (361) 888-0584

June 18, 2018

Honorable District Judges of Nueces County and  
Honorable Members of the Nueces County Commissioners Court:

The unaudited and unadjusted Monthly Financial Report of Nueces County, Texas as of and for the eight months ended May 31, 2018 is submitted herewith in accordance with Section 114.023 of the Texas Local Government Code and was prepared by the County Auditor's Office staff. The statements are reported on a budgetary basis which is not in accordance with generally accepted accounting principles. Due to the statutory duties of the County Auditor, I am not independent with regard to these financial reports as defined by the professional standards of the American Institute of Certified Public Accountants. However, these financial statements were prepared and the financial accounting records were maintained with objectivity and due professional care.

The Monthly Financial Report is presented in four sections: Fund Financial Statements, Budget Revenue Status, Budget Expenditure Status, and Schedules:

The **Financial Statement section** contains the Governmental Funds Balance Sheet, the Governmental Funds Statement of Revenue, Expenditures and Changes in Fund Balance, the Internal Service Fund Statement of Net Position, the Internal Service Fund Statement of Revenue, Expenditures and Changes in Net Position, and the Group Health Comparison of Current Year to Prior Year Revenue and Expenditures and chart.

The **Budget Revenue Status section** is comprised of a General Fund Statement of Revenues Budget to Actual and Comparison of Current Year to Prior Year Revenues, a Road and Bridge Statement of Revenues Budget to Actual and Comparison of Current Year to Prior Year Revenues, an Inland and Coastal Parks Statement of Revenues Budget to Actual and Comparison of Current Year to Prior Year Revenues, and Airport Statement of Revenues Budget to Actual.

The **Budget Expenditure Status section** is comprised of a General Fund Top Spenders, General Fund Statement of Expenditures Budget to Actual, a General Fund Comparison of Current Year to Prior Year Expenditures and charts, a Road and Bridge Statement of Expenditures Budget to Actual, a Road and Bridge Comparison of Current Year to Prior Year Expenditures, an Inland and Coastal Parks Statement of Expenditures Budget to Actual, Inland and Coastal Parks Funds Comparison of Current Year to Prior Year Expenditures, an Airport Statement of Expenditures Budget to Actual and an Airport Comparison of Current Year to Prior Year Expenditures, a Commissioners Precinct Fund Statement of Expenditures Budget to Actual, a Schedule of Commissioners Diabetes Funds and a Schedule of Commissioners Court RTA Funds.

The **Schedules section** includes a Schedule of Transfers In and Out by Fund, a Schedule of Capital Projects, a Schedule of Debt Service Requirements and a Summary of Revenue Reports.

The **Top Spenders section** highlights the ten departments that have used the highest percentage of their available budget to date. Their spending is then plotted per month and compared to a baseline. This baseline is calculated at 1/12 of the departments' budget per month of the fiscal year.

The **General Fund Statement of Expenditures Budget to Actual** section now has visual performance indicators. The performance indicators are based on a comparison with the Expected Expenditures. The Expected Expenditure amount is calculated based on the average of the total budget over 12 fiscal periods (October through September). The color of the remaining budget available is used as a performance indicator. These numbers will be black if spending is below 90% of the expected amount, yellow if spending is equal to or greater than 90% of the expected amount and red if spending is equal to or greater than 100% of the expected amount.

Fiscal Period	1	2	3	4	5	6
Calendar Month	October	November	December	January	February	March
Expected Balance Remaining at 90% of expected expenditures	92.5%	85.0%	77.5%	70.0%	62.5%	55.0%
Expected Balance Remaining at 100% of expected Expenditures	91.7%	83.3%	75.0%	66.7%	58.3%	50.0%

Fiscal Period	7	8	9	10	11	12
Calendar Month	April	May	June	July	August	September
Expected Balance Remaining at 90% of expected expenditures	47.5%	40.0%	32.5%	25.0%	17.5%	10.0%
Expected Balance Remaining at 100% of expected Expenditures	41.7%	33.3%	25.0%	16.7%	8.3%	0.0%

This report is designed to provide a general overview of Nueces County’s finances for all those with an interest in the County’s finances at a specific point during the fiscal year. However, the reader should note that the report does not include those disclosures associated with, and usually made a part of, audited financial statements. Should you have any questions concerning this report, please do not hesitate to contact the County Auditor’s Office at (361) 888 - 0556.

Respectfully submitted,



Dale Atchley, CPA  
Nueces County Auditor

**FINANCIAL STATEMENTS**  
(Unaudited)

**Nueces County, Texas**  
**Balance Sheet**  
**Governmental Funds**  
**May 31, 2018**

	<u>General Fund</u>	<u>Debt Service Fund</u>	<u>Capital Projects Fund</u>
<b>Assets</b>			
Cash & Cash Equivalents	\$ 40,760,076	\$ 1,158,020	\$ 19,947,471
Investments	5,383,191	2,880,001	18,417,190
Accounts Receivable	3,529,849	512,876	-
Due From Component Unit	23,947	-	-
Due From Other Funds	4,400,037	-	3,847,849
Prepays	(154,450)	-	-
Inventory	90,337	-	-
Total Assets	<u>\$ 54,032,987</u>	<u>\$ 4,550,896</u>	<u>\$ 42,212,509</u>
<b>Liabilities and Fund Balances</b>			
<b>Liabilities</b>			
Accounts Payable	\$ 5,106,392	\$ -	\$ 6,082
Accrued Payroll Payable	-	-	-
Due to Other Funds	1,206,590	-	5,594,896
Unearned Revenue	3,055,111	512,876	-
Other Liabilities	22,379	-	-
Total Liabilities	<u>\$ 9,390,471</u>	<u>\$ 512,876</u>	<u>\$ 5,600,978</u>
<b>Fund Balances</b>			
Restricted	\$ -	\$ -	\$ 36,611,532
Committed	-	4,038,020	-
Unassigned	44,642,516	-	-
Total fund balances	<u>\$ 44,642,516</u>	<u>\$ 4,038,020</u>	<u>\$ 36,611,532</u>
Total liabilities and fund balances	<u><u>\$ 54,032,987</u></u>	<u><u>\$ 4,550,896</u></u>	<u><u>\$ 42,212,509</u></u>



**Nueces County, Texas  
Balance Sheet  
Governmental Funds  
May 31, 2018**

Airport Fund	Coastal Parks Fund	Non Major Funds	Total Governmental Funds
\$ 132,602	\$ 1,193,810	\$ 15,001,215	\$ 78,193,194
-	345,071	8,476,049	35,501,501
10,747	185,801	3,244,486	7,483,758
-	-	-	23,947
2,257	82,509	793,025	9,125,677
(235)	-	(3,271)	(157,956)
16,906	17,092	(0)	124,335
\$ 162,277	\$ 1,824,282	\$ 27,511,504	\$ 130,294,455
\$ 2,343	\$ 84,446	\$ 3,932,724	\$ 9,131,987
-	-	-	-
3,952	417,106	1,180,421	8,402,964
10,747	-	3,559,544	7,138,276
-	-	545,102	567,481
\$ 17,042	\$ 501,552	\$ 9,217,791	\$ 25,240,709
\$ -	\$ -	\$ -	\$ 36,611,532
-	-	-	4,038,020
145,235	1,322,731	18,293,713	64,404,195
\$ 145,235	\$ 1,322,731	\$ 18,293,713	\$ 105,053,747
\$ 162,277	\$ 1,824,282	\$ 27,511,504	\$ 130,294,455

**Nueces County, Texas**  
**Statement of Revenues, Expenditures and Changes in Fund Balances**  
**Governmental Funds**  
**May 31, 2018**

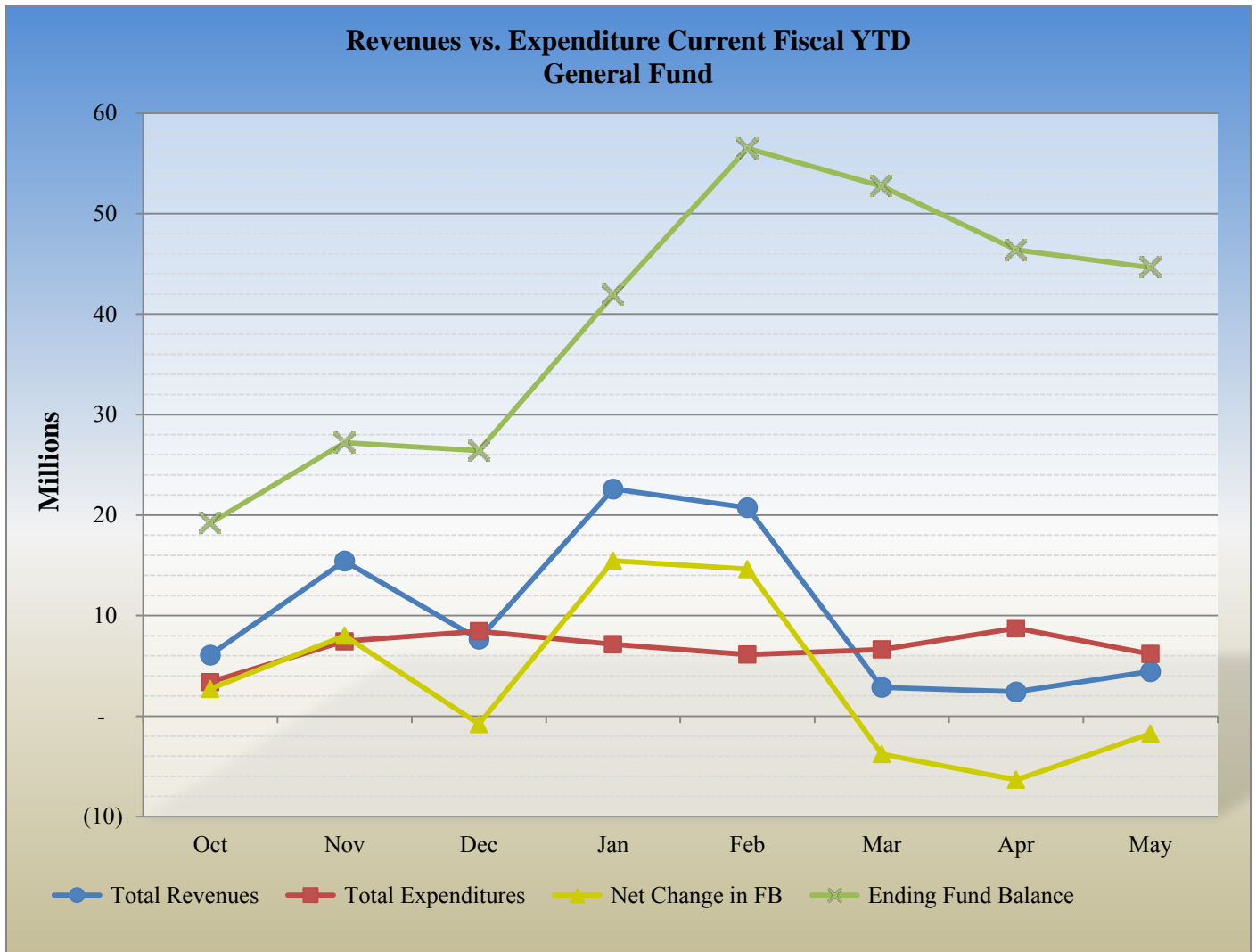
	General Fund	Debt Service Fund	Capital Projects Fund
<b>Revenues</b>			
Taxes	\$ 68,883,223	\$ 11,737,496	\$ -
Fees of Office	2,420,400	-	-
Fines & Forfeitures	866,892	-	-
Licenses & Permits	103,607	-	-
Motor Vehicle Services	3,826,129	-	-
Intergovernmental Revenues	2,630,030	-	3,000,000
Housing Inmates & Juveniles	341,866	-	-
Charges for Services	347,609	-	-
Interest & Investment Income	418,410	36,616	259,363
Rentals & commissions	784,307	-	106,731
Refunds & Reimbursements	1,564,487	750	1,379,893
Commodity Sales	-	-	-
Sale of Printed Materials	8,180	-	-
Other Income	39,669	-	-
Sale of Assets	-	-	6,799,650
Force Revenue (In-Kind)	-	-	-
Total Revenues	\$ 82,234,809	\$ 11,774,863	\$ 11,545,637
<b>Expenditures</b>			
Salaries	\$ 25,486,513	\$ -	\$ -
Salaries - Seasonal	-	-	-
Employee Benefits	10,992,294	-	-
Other Personnel Expenses	214,900	-	-
Office Expense & Supplies	799,377	-	45,851
Food & Kitchen Supplies	1,045,355	-	-
Telephone & Utilities	1,943,154	-	15,052
Maint & Repair - Equipment & Vehicles	599,725	-	49,666
Maint & Repair - Buildings & Grounds	1,215,351	-	313,284
Maint & Repair - Roads & Bridges	1,900	-	236,065
Professional Services	904,749	-	2,557,261
Special Personnel Services	2,186,395	-	-
Other Services & Charges	3,733,614	-	6,767,056
Other Expenses	285,792	11,639,870	34,858
Travel Expenses	131,141	-	9,252
Capital Outlay	361,253	-	52,034
Other Financing Uses	-	-	96,402
Agency Ledger Expenses	-	-	-
Total Expenditures	\$ 49,901,511	\$ 11,639,870	\$ 10,176,781
<b>Other Financing Sources (Uses)</b>			
Transfers - In	\$ 851	\$ 630,000	\$ 335,000
Transfers - Out	(4,202,521)	-	(2,000,000)
Bond Proceeds	-	-	4,900,000
Premium and Sale of Bonds	-	-	236,718
Sales of Assets	-	-	6,799,650
Total Other Financing Sources (Uses)	(4,201,670)	630,000	10,271,368
Net Change in Fund Balances	28,131,628	764,993	11,640,225
Fund Balance Beginning 10/01/2017	16,510,888	3,273,027	31,770,957
Fund Balance Ending 5/31/18	\$ 44,642,516	\$ 4,038,020	\$ 43,411,182

**Nueces County, Texas**  
**Statement of Revenues, Expenditures and Changes in Fund Balances**  
**Governmental Funds**  
**May 31, 2018**

Airport Fund	Coastal Parks Fund	Non Major Funds	Total Governmental Funds
\$ -	\$ -	\$ 1,030,140	\$ 81,650,859
-	-	665,520	3,085,919
-	-	42,471	909,363
-	312,634	24,200	440,441
-	-	2,283,791	6,109,920
-	-	4,836,557	10,466,587
-	-	25,837,233	26,179,099
-	-	255,530	603,139
1,218	9,478	156,424	881,509
67,856	542,480	42,813	1,544,187
167	474	229,814	3,175,586
9,306	15,483	0	24,789
-	-	-	8,180
(0)	517	1,306,218	1,346,403
-	2,735	33,720	6,836,105
-	-	32,948	32,948
\$ 78,548	\$ 883,802	\$ 36,777,377	\$ 143,295,035
\$ 24,858	\$ 465,737	\$ 3,781,642	\$ 29,759,262
-	-	-	514
12,004	212,899	1,748,906	12,966,616
-	3,988	168,555	387,961
230	14,907	278,829	1,139,715
-	-	30,038	1,075,915
10,038	235,508	271,446	2,475,721
-	38,870	627,058	1,315,843
11,456	78,567	649,328	2,268,511
-	-	1,894,859	2,133,351
4,169	30,696	1,097,763	4,595,168
-	-	-	2,186,928
4,333	146,390	26,671,920	37,323,854
935	18,538	530,109	12,510,652
379	357	25,803	167,486
-	2,650	1,084,823	1,501,320
-	-	-	96,987
-	-	9,170	9,765
\$ 68,400	\$ 1,249,105	\$ 38,870,249	\$ 111,915,568
\$ 47,850	\$ 1,200,000	\$ 4,845,997	\$ 7,059,698
(13,871)	-	(843,305)	(7,059,698)
-	-	-	4,900,483
-	-	-	237,202
-	2,735	33,720	6,836,590
33,979	1,202,735	4,036,412	11,974,275
44,126	837,432	1,943,540	43,361,944
101,109	488,034	16,383,893	68,527,908
\$ 145,235	\$ 1,325,466	\$ 18,327,433	\$ 111,889,852

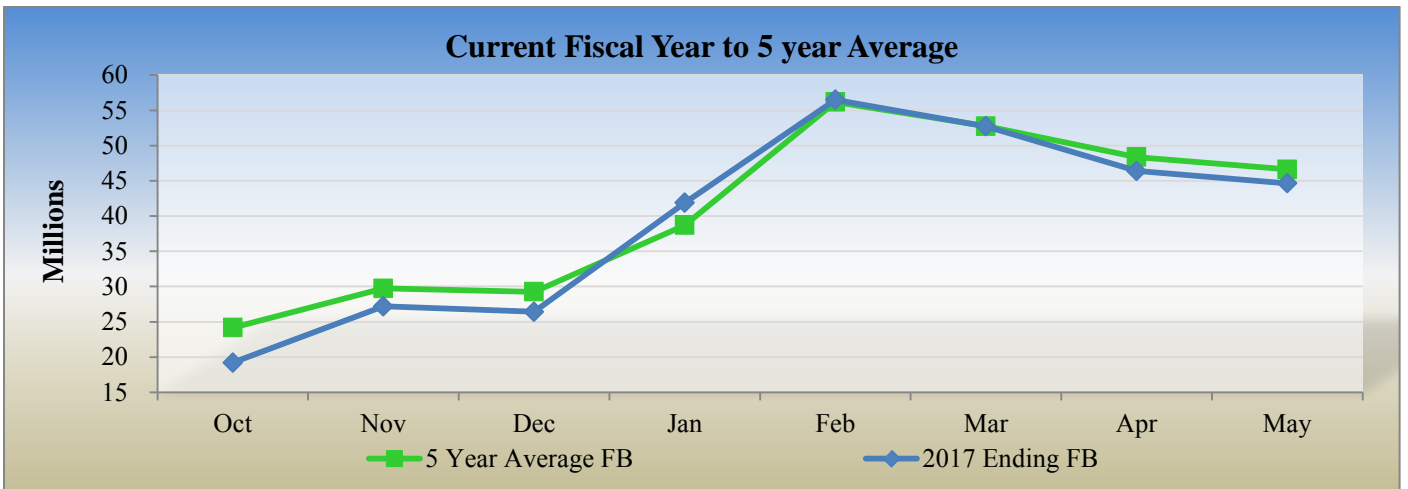
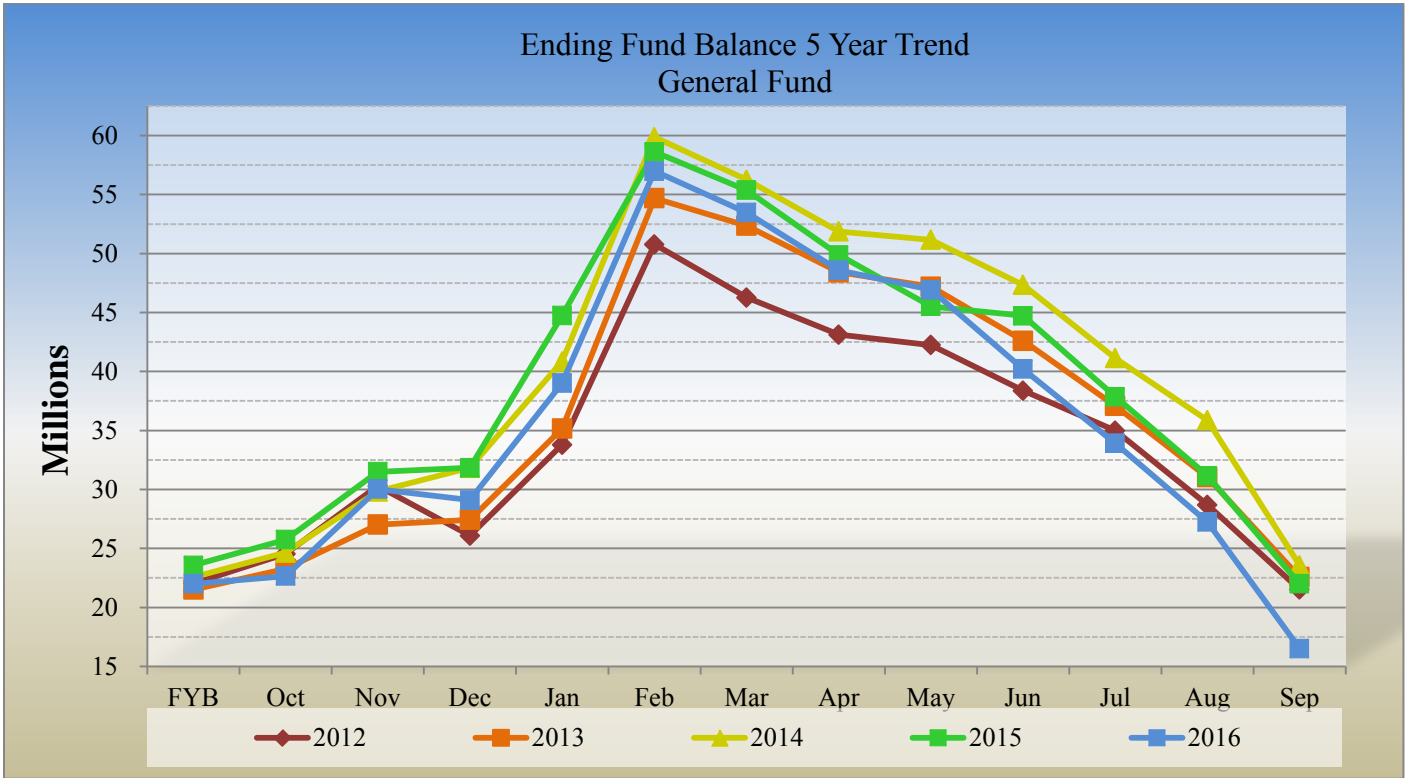
**Nueces County, Texas**  
**Change in Fund Balance-Current YTD**  
**General Fund**  
**May 31, 2018**

Period	Oct	Nov	Dec	Jan	Feb	Mar	Apr	May	Jun	Jul	Aug	Sep
Starting FB	16,510,888	19,209,341	27,202,573	26,416,825	41,880,249	56,499,454	52,714,931	46,384,955	-	-	-	-
Revenues	6,081,182	15,431,067	7,662,500	22,605,763	20,740,680	2,857,445	2,415,114	4,441,057	-	-	-	-
Transfers In	-	-	-	-	-	-	-	851	-	-	-	-
Expenditures	3,372,251	6,012,005	8,442,199	7,141,062	6,119,673	6,639,658	5,991,954	6,182,708	-	-	-	-
Tranfers Out	10,478	1,425,830	6,049	1,276	1,803	2,309	2,753,137	1,639	-	-	-	-
Ending FB	19,209,341	27,202,573	26,416,825	41,880,249	56,499,454	52,714,931	46,384,955	44,642,516	-	-	-	-



**Nueces County, Texas**  
**Change in Fund Balance-Current and Previous 5 Years**  
**General Fund**  
**May 31, 2018**

	FYB	Oct	Nov	Dec	Jan	Feb	Mar	Apr	May	Jun	Jul	Aug	Sep
2012	22,019,909	24,532,338	30,292,836	26,082,236	33,792,053	50,768,396	46,271,948	43,125,341	42,239,206	38,368,391	34,989,813	28,687,382	21,512,576
2013	21,512,576	23,272,262	27,017,199	27,430,224	35,155,635	54,699,299	52,365,673	48,406,222	47,196,902	42,609,300	37,081,867	31,033,777	22,576,705
2014	22,576,705	24,643,392	29,831,412	31,832,121	40,845,090	59,858,381	56,248,738	51,867,620	51,167,773	47,340,749	41,132,256	35,861,187	23,568,037
2015	23,568,037	25,743,350	31,499,712	31,840,057	44,741,446	58,614,455	55,365,701	49,873,338	45,519,118	44,720,218	37,856,992	31,164,598	22,001,648
2016	22,001,636	22,659,474	30,025,766	29,093,823	39,014,164	56,984,520	53,475,653	48,593,952	46,920,232	40,205,963	33,918,387	27,231,897	16,510,888
2017	16,510,888	19,209,341	27,202,573	26,416,825	41,880,249	56,499,454	52,714,931	46,384,955	44,642,516	37,813,055	37,249,194	37,162,674	37,076,155
5-Yr Avg	21,364,958	23,343,359	29,311,583	28,782,548	39,238,106	56,237,417	52,740,441	48,041,905	46,280,958	41,842,946	37,038,085	31,856,919	23,874,335



**Nueces County, Texas**  
**Statement of Net Position**  
**Internal Service Fund**  
**May 31, 2018**

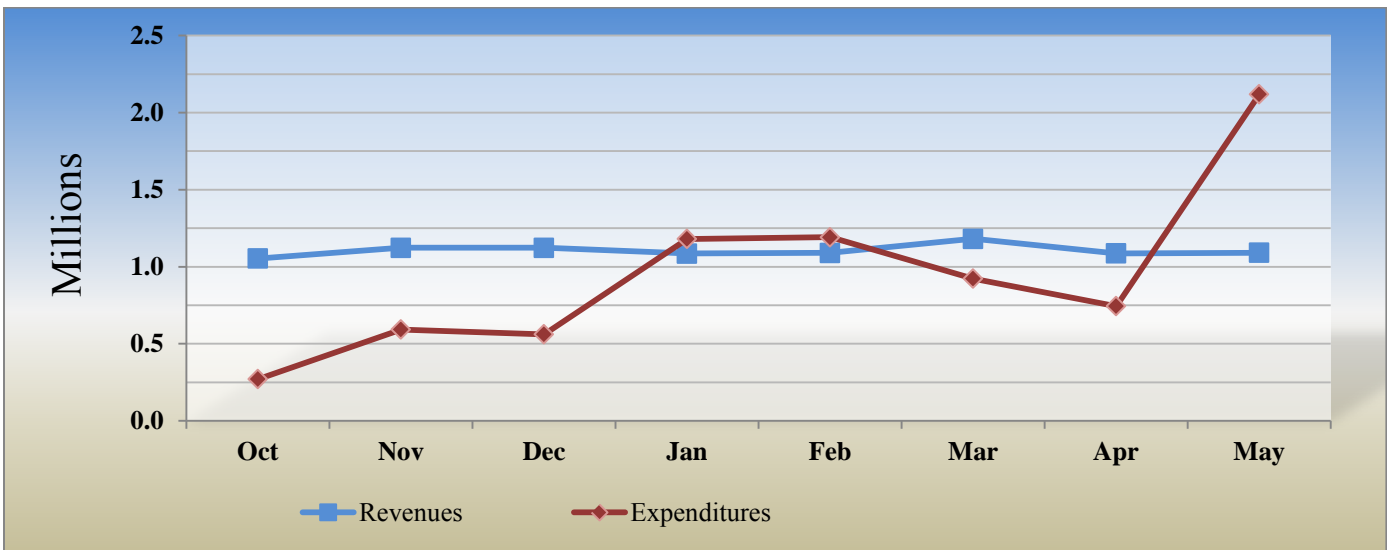
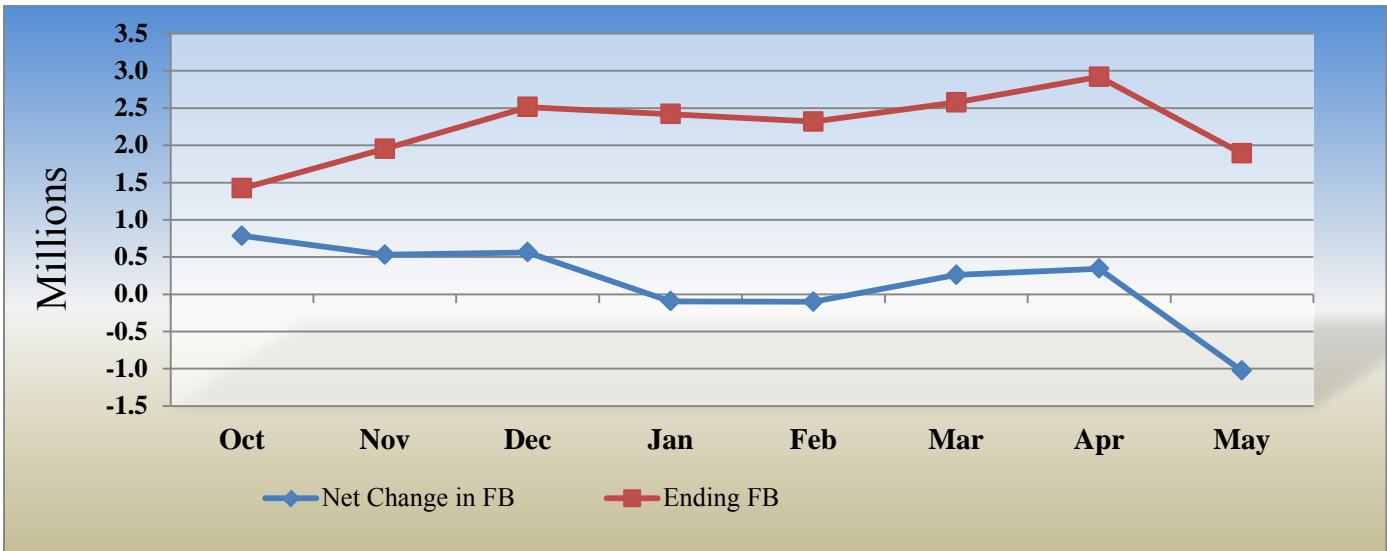
	<u>Workers Compensation</u>	<u>General Liability</u>	<u>Group Health</u>	<u>Total Internal Service Fund</u>
<b>Assets</b>				
Cash & Cash Equivalents	\$ 326,354	\$ 665,809	\$ 1,930,019	\$ 2,922,182
Investments	-	490,798	-	490,798
Accounts Receivable	-	-	8,868	8,868
Due From Other Funds	-	219,561	1,788,735	2,008,297
Total Assets	<u>\$ 326,354</u>	<u>\$ 1,376,168</u>	<u>\$ 3,727,623</u>	<u>\$ 5,430,145</u>
<b>Liabilities and Net Position</b>				
<b>Liabilities</b>				
Accounts Payable	\$ -	\$ 3,045	\$ 52,079	\$ 55,124
Due to Other Funds	350,000	900,000	2,106,054	3,356,054
Estimated Claims	-	128,189	-	128,189
Total Liabilities	<u>\$ 350,000</u>	<u>\$ 1,031,234</u>	<u>\$ 2,158,132</u>	<u>\$ 3,539,366</u>
<b>Net Position</b>				
Unassigned	<u>32,127</u>	<u>289,161</u>	<u>1,569,490</u>	<u>1,890,778</u>
Total Net Position	<u>32,127</u>	<u>289,161</u>	<u>1,569,490</u>	<u>1,890,778</u>
Total liabilities and fund balances	<u>\$ 382,127</u>	<u>\$ 1,320,395</u>	<u>\$ 3,727,623</u>	<u>\$ 5,430,145</u>

**Nueces County, Texas**  
**Statement of Revenue, Expenditures and Changes in Net Position**  
**Internal Service Fund**  
**May 31, 2018**

	<u>Workers Compensation</u>	<u>General Liability</u>	<u>Group Health</u>	<u>Total Internal Service Fund</u>
<b>Revenues</b>				
Charges for Services	\$ -	\$ 952,242	\$ 7,708,593	\$ 8,660,835
Intergovernmental Revenue	-	-	-	-
Interest & Investment Income	7,276	16,422	13,219	36,917
Refunds & Reimbursements	-	-	3,109	3,109
Other Income	-	15,377	118,791	134,168
Total Revenues	<u>\$ 7,276</u>	<u>\$ 984,041</u>	<u>\$ 7,843,712</u>	<u>\$ 8,835,029</u>
<b>Expenditures</b>				
Office Expense & Supplies	\$ -	\$ -	\$ -	\$ -
Maint & Repair - Equipment & Vehicles	-	3,256	-	3,256
Professional Services	-	-	5,621,075	5,621,075
Other Services & Charges	190,001	977,463	307,790	1,475,253
Capital Outlay	-	25,007	-	25,007
Insurance Admin Costs	-	-	443,386	443,386
Total Expenditures	<u>\$ 190,001</u>	<u>\$ 1,020,559</u>	<u>\$ 6,372,251</u>	<u>\$ 7,582,811</u>
<b>Other Financing Sources (Uses)</b>				
Transfers-In	\$ -	\$ -	\$ -	\$ -
Transfers-Out	-	-	-	-
Total Other Financing Sources (Uses)	<u>\$ -</u>	<u>\$ -</u>	<u>\$ -</u>	<u>\$ -</u>
Change in Net Position	\$ (182,725)	\$ (36,518)	\$ 1,471,461	\$ 1,252,218
Net Position Beginning 10/01/2017	<u>214,852</u>	<u>325,679</u>	<u>98,029</u>	<u>638,560</u>
Net Position Ending 5/31/18	<u><u>\$ 32,127</u></u>	<u><u>\$ 289,161</u></u>	<u><u>\$ 1,569,490</u></u>	<u><u>\$ 1,890,778</u></u>

**Nueces County, Texas**  
**Change in Fund Balance – Current YTD**  
**Internal Service Fund**  
**May 31, 2018**

Period	Oct	Nov	Dec	Jan	Feb	Mar	Apr	May
Starting FB	638,560	1,421,155	1,951,415	2,513,581	2,418,739	2,317,281	2,575,994	2,919,086
Revenues	1,053,736	1,123,289	560,936	1,180,527	1,191,174	922,617	744,088	2,119,300
Transfers In	-	-	-	-	-	-	-	-
Expenditures	271,141	593,029	560,936	1,180,527	1,191,174	922,617	744,088	2,119,300
Transfers Out	-	-	-	-	-	-	-	-
Ending FB	1,421,155	1,951,415	2,513,581	2,418,739	2,317,281	2,575,994	2,919,086	1,890,778





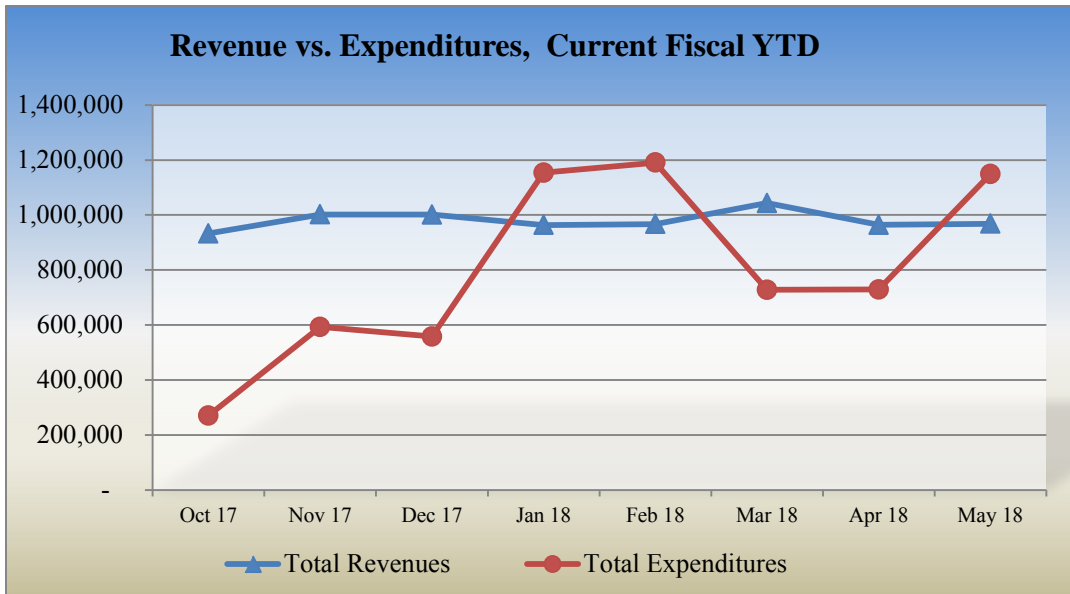
**Nueces County, Texas**  
**Comparison of Current Year to Prior Year Revenues**  
**May 2017 vs. May 2018**  
**Group Health**

	2017 - 2018 Current Year-to-Date Actual	2016 - 2017 Prior Year-to-Date Actual	Increase (Decrease)	Current to Prior Year Percent Change
Charges for Services	\$ 7,708,593	\$ 6,952,847	\$ 755,746	11%
Interest & Investment Income	13,219	2,349	10,870	463%
Intergovernmental Revenue	-	-	-	-
Other Income	118,791	114,565	4,226	4%
Refunds & Reimbursements	3,109	45,705	(42,596)	-93%
Transfers-In	-	-	-	0%
Total Revenues	<u>\$ 7,843,712</u>	<u>\$ 7,115,466</u>	<u>\$ 728,246</u>	10%

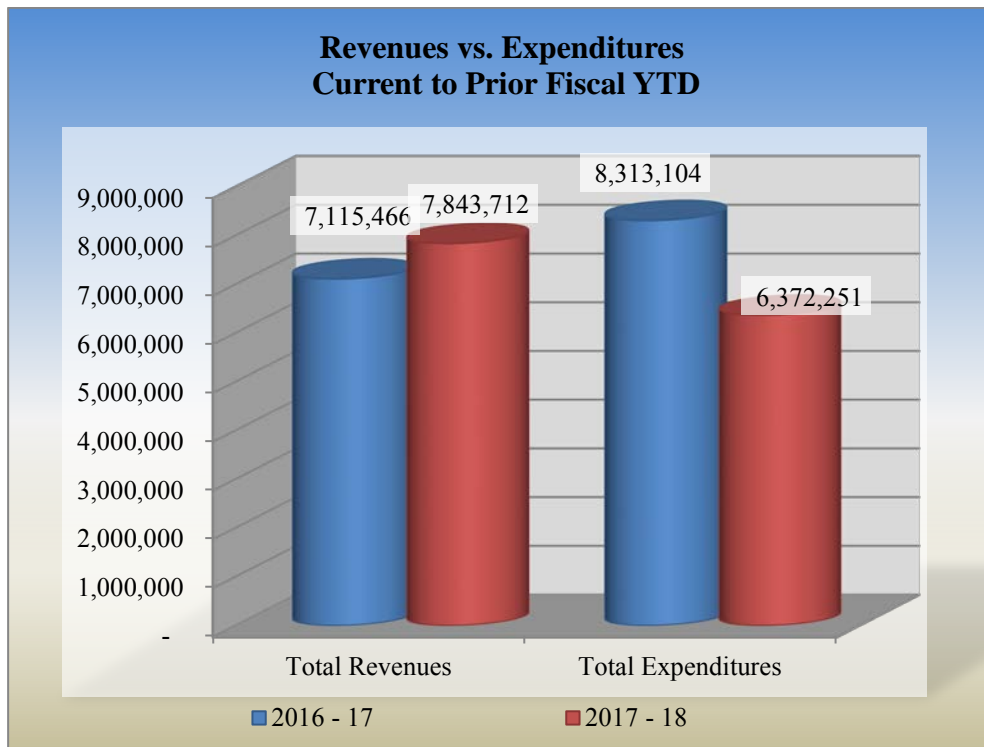
**Nueces County, Texas**  
**Comparison of Current Year to Prior Year Expenses**  
**May 2017 vs. May 2018**  
**Group Health**

	2017 - 2018 Current Year-to-Date Actual	2016 - 2017 Prior Year-to-Date Actual	Increase (Decrease)	Current to Prior Year Percent Change
Insurance Fund Costs	\$ 443,386	\$ 302,593	\$ 140,794	47%
Other Services and Charges	307,790	358,674	(50,884)	-14%
Professional Services	5,621,075	7,651,838	(2,030,762)	-27%
Total Expenditures	<u>\$ 6,372,251</u>	<u>\$ 8,313,104</u>	<u>\$ (1,940,853)</u>	-23%
Net Income / (Loss)	<u>\$ 1,471,461</u>	<u>\$ (1,197,638)</u>	<u>\$ 2,669,099</u>	<u>-223%</u>

**Nueces County, Texas  
 Monthly and Year to Prior Year  
 Comparison Charts  
 Group Health Fund  
 2017 - 2018 Individual Month Comparison**



Fiscal Period	Oct 17	Nov 17	Dec 17	Jan 18	Feb 18	Mar 18	Apr 18	May 18
Revenues	932,782	1,002,127	1,001,542	963,675	967,412	1,043,341	964,289	968,545
Expenditures	271,041	593,029	558,183	1,153,648	1,190,674	728,343	729,017	1,148,316



**BUDGET STATUS**  
**REVENUE**  
(Unaudited)

**Nueces County, Texas**  
**Statement of Revenues Budget to Actual**  
**General Fund**  
**May 31, 2018**

	Original FY 2017/18 Budget	Adjusted FY 2017/18 Budget	Year to Date Activity	Remaining Balance	Percent of Budget Collected
Taxes					
Current Property Taxes	\$ 68,559,048	\$ 68,559,048	\$ 67,087,278	\$ 1,471,770	97.9%
Delinquent Property Taxes	1,410,000	1,410,000	1,316,421	93,579	93.4%
Penalties & Interest	715,000	715,000	465,002	249,998	65.0%
Other Taxes	443,000	443,000	14,523	428,477	3.3%
Fees of Office	3,653,600	3,653,600	2,420,400	1,233,200	66.2%
Fines and Forfeitures	1,595,000	1,595,000	866,892	728,108	54.4%
Licenses and Permits	120,000	120,000	103,607	16,393	86.3%
Motor Vehicle Services	4,100,000	4,100,000	3,826,129	273,871	93.3%
Intergovernmental Revenue	5,275,000	5,275,000	2,630,030	2,644,970	49.9%
Housing Inmates	300,000	300,000	341,866	(41,866)	114.0%
Charges for Services	500,000	500,000	347,609	152,391	69.5%
Investment Income	200,000	200,000	418,410	(218,410)	209.2%
Rental & Commissions	610,000	610,000	784,307	(174,307)	128.6%
Refunds & Reimbursements	155,000	155,000	1,564,487	(1,409,487)	1009.3%
Sale of Printed Materials	12,000	12,000	8,180	3,820	68.2%
Other Income	119,500	119,500	39,669	79,831	33.2%
Sale of Assets	-	-	-	-	0.0%
Transfers In	1,356,169	1,356,169	851	1,355,318	0.1%
<b>Total General Fund Revenues</b>	<b>\$ 89,123,317</b>	<b>\$ 89,123,317</b>	<b>\$ 82,235,660</b>	<b>\$ 6,887,657</b>	<b>92.3%</b>

**Comparison of Current Year to Prior Year Revenues**  
**General Fund**  
**May 2017 vs May 2018**

	2017-2018 Fiscal Year to Date Actual	2016-2017 Prior Year to Date Actual	Increase (Decrease)	Current to Prior Year Percentage Change
Taxes				
Current Property Taxes	\$ 67,087,278	\$ 65,231,454	\$ 1,855,824	2.8%
Delinquent Property Taxes	1,316,421	661,131	655,290	99.1%
Penalties & Interest	465,002	463,785	1,217	0.3%
Other Taxes	14,523	321,911	(307,388)	-95.5%
Fees of Office	2,420,400	2,370,504	49,895	2.1%
Fines and Forfeitures	866,892	900,061	(33,168)	-3.7%
Licenses and Permits	103,607	78,014	25,593	32.8%
Motor Vehicle Services	3,826,129	3,871,014	(44,885)	-1.2%
Intergovernmental Revenue	2,630,030	3,173,587	(543,557)	-17.1%
Housing Inmates	341,866	401,444	(59,578)	-14.8%
Charges for Services	347,609	266,851	80,758	30.3%
Investment Income	418,410	156,061	262,348	168.1%
Rental & Commissions	784,307	663,918	120,388	18.1%
Refunds & Reimbursements	1,564,487	87,128	1,477,359	1695.6%
Sale of Printed Materials	8,180	6,394	1,786	27.9%
Other Income	39,669	67,759	(28,090)	-41.5%
Sale of Assets	-	-	-	0.0%
Transfers In	851	-	851	0.0%
<b>Total General Fund Revenues</b>	<b>\$ 82,235,660</b>	<b>\$ 78,721,016</b>	<b>\$ 3,513,793</b>	<b>4.5%</b>

**Nueces County, Texas**  
**Statement of Revenues Budget to Actual**  
**Road and Bridge Fund**  
**May 31, 2018**

<b>Road &amp; Bridge</b>	Original FY 2017 / 18 Budget	Adjusted FY 2017 / 18 Budget	Year to Date Activity	Remaining Balance	Percent of Budget Collected
<b>Taxes</b>					
Current Property Taxes	\$ 1,043,235	\$ 1,043,235	\$ 1,002,846	\$ 40,389	96%
Delinquent Property Taxes	23,000	23,000	19,874	3,126	86.4%
Penalties & Interest	11,000	11,000	7,420	3,580	67.5%
Other Taxes	600	600	-	600	0.0%
Licenses and Permits	7,000	7,000	-	7,000	0.0%
Motor Vehicle Services	3,260,000	3,260,000	2,283,791	976,209	70.1%
Intergovernmental Revenue	180,000	180,000	164,413	15,587	91.3%
Investment Income	15,000	15,000	18,599	(3,599)	124.0%
Refunds & Reimbursements	2,500	2,500	7,239	(4,739)	289.5%
Other Income	-	-	124	(124)	0.0%
Transfers In	2,076,000	2,076,000	808,471	1,267,529	38.9%
<b>Subtotal Road &amp; Bridge Revenues</b>	<b>\$ 6,618,335</b>	<b>\$ 6,618,335</b>	<b>\$ 4,312,777</b>	<b>\$ 2,305,558</b>	<b>65.2%</b>
<b>Engineering</b>					
Investment Income	\$ -	\$ -	\$ 634	\$ (634)	0.0%
Transfers In	589,686	589,686	-	589,686	0.0%
<b>Subtotal Engineering</b>	<b>\$ 589,686</b>	<b>\$ 589,686</b>	<b>\$ 634</b>	<b>\$ 589,052</b>	<b>0.1%</b>
<b>Road Right of Way</b>					
Investment Income	\$ -	\$ -	\$ 729	\$ (729)	0.0%
Transfers In	-	-	-	-	0.0%
<b>Subtotal Road Right of Way</b>	<b>\$ -</b>	<b>\$ -</b>	<b>\$ 729</b>	<b>\$ (729)</b>	
<b>Total Road &amp; Bridge Revenues</b>	<b>\$ 7,208,021</b>	<b>\$ 7,208,021</b>	<b>\$ 4,314,140</b>	<b>\$ 2,893,881</b>	<b>59.9%</b>

**Comparison of Current Year to Prior Year Revenues**  
**Road and Bridge Fund**  
**May 2017 vs May 2018**

<b>Road &amp; Bridge</b>	2017 - 18 Fiscal Year to Date Actual	2016 - 17 Prior Year to Date Actual	Increase (Decrease)	Current to Prior Year Percentage Change
<b>Taxes</b>				
Current Property Taxes	\$ 1,002,846	\$ 979,284	\$ 23,562	2.4%
Delinquent Property Taxes	19,874	10,468	9,406	89.9%
Penalties & Interest	7,420	6,894	525	7.6%
Other Taxes	-	-	-	0.0%
Licenses and Permits	-	427	(427)	-100.0%
Motor Vehicle Services	2,283,791	2,262,187	21,604	1.0%
Intergovernmental Revenue	164,413	155,612	8,802	5.7%
Investment Income	19,963	16,323	3,639	22.3%
Refunds & Reimbursements	7,239	4,475	2,763	61.7%
Other Income	124	74	50	67.8%
Transfers In	808,471	52,595	755,877	1437.2%
Sale of Assets	-	-	-	0.0%
<b>Total Road &amp; Bridge Revenues</b>	<b>\$ 4,314,140</b>	<b>\$ 3,488,339</b>	<b>\$ 825,802</b>	<b>23.7%</b>

**Nueces County, Texas**  
**Statement of Revenues Budget to Actual**  
**Inland and Coastal Parks**  
**May 31, 2018**

	Original FY 2017 / 18 Budget	Adjusted FY 2017 / 18 Budget	Year to Date Activity	Remaining Balance	Percent of Budget Collected
<b><u>Inland Parks</u></b>					
Investment Income	\$ 2,000	\$ 2,000	\$ 2,300	\$ (300)	115.0%
Refunds & Reimbursements	-	-	147	(147)	0.0%
Operating Transfers-In	1,667,216	1,667,216	1,218,091	449,125	73.1%
<b>Total - Inland Parks</b>	<b>\$ 1,669,216</b>	<b>\$ 1,669,216</b>	<b>\$ 1,220,537</b>	<b>\$ 448,679</b>	<b>73.1%</b>
<b><u>Coastal Parks</u></b>					
Licenses & Permits	\$ -	\$ -	\$ 312,634	\$ (312,634)	0.0%
Intergovernmental Revenues	110,000	110,000	-	110,000	0.0%
Investment Income	9,000	9,000	9,478	(478)	105.3%
Rentals & Commissions	480,000	480,000	1,200	478,800	0.3%
Padre Balli Park	185,000	185,000	225,583	(40,583)	121.9%
I.B. Magee Park	285,000	285,000	44,571	240,429	15.6%
Refunds & Reimbursements	500	500	474	26	94.9%
Padre Balli-Commodity Sales	6,250	6,250	565	5,685	9.0%
I.B. Magee-Commodity Sales	-	-	-	-	0.0%
Other Income	500	500	(26)	526	-5.2%
Sale of Assets	-	-	2,735	(2,735)	0.0%
Operating Transfers-In	1,607,000	1,607,000	1,200,000	407,000	74.7%
<b>Subtotal - Coastal Parks</b>	<b>\$ 2,683,250</b>	<b>\$ 2,683,250</b>	<b>\$ 1,797,216</b>	<b>\$ 886,034</b>	<b>67.0%</b>
<b><u>Beach Improvements</u></b>					
Rentals & Commissions	\$ 135,000	\$ 135,000	\$ 54,516	\$ 80,484	40.4%
<b>Subtotal - Beach Improvements</b>	<b>\$ 135,000</b>	<b>\$ 135,000</b>	<b>\$ 54,516</b>	<b>\$ 80,484</b>	<b>40.4%</b>
<b><u>Pier Fund</u></b>					
Rentals & Commissions	\$ 10,000	\$ 10,000	\$ 6,554	\$ 3,446	65.5%
Padre Balli Park	260,000	260,000	210,055	49,945	80.8%
Refunds & Reimbursements	7,500	7,500	-	7,500	0.0%
Padre Balli - Commodity Sales	32,000	32,000	14,918	17,082	46.6%
Other Income	-	-	543	(543)	0.0%
<b>Subtotal - Pier Fund</b>	<b>\$ 309,500</b>	<b>\$ 309,500</b>	<b>\$ 232,070</b>	<b>\$ 77,430</b>	<b>75.0%</b>
<b>Total Coastal Parks</b>	<b>\$ 3,127,750</b>	<b>\$ 3,127,750</b>	<b>\$ 2,083,802</b>	<b>\$ 1,043,948</b>	<b>67%</b>

**Nueces County, Texas**  
**Comparison of Current Year to Prior Year Revenues**  
**Inland and Coastal Parks**  
**May 2017 vs May 2018**

	2017 - 18 Fiscal Year to Date <u>Actual</u>	2016 - 17 Prior Year to Date <u>Actual</u>	Increase (Decrease)	Current to Prior Year Percentage Change
<b><u>Inland Parks</u></b>				
Investment Income	\$ 2,300	\$ 2,442	\$ (142)	-6%
Operating Transfers-In	1,218,091	1,179,106	38,985	3%
Other Income	-	-	-	0%
Refunds & Reimbursements	<u>147</u>	<u>1,174</u>	<u>(1,028)</u>	-88%
<b>Total - Inland Parks</b>	<b>\$ <u>1,220,537</u></b>	<b>\$ <u>1,182,722</u></b>	<b>\$ <u>37,815</u></b>	<b>3%</b>
<b><u>Coastal Parks</u></b>				
Licenses & Permits	\$ 312,634	\$ 288,371	\$ 24,263	8%
Intergovernmental Revenues	-	15,613	(15,613)	-100%
Investment Income	9,478	2,326	7,153	308%
Rentals & Commissions	1,200	1,200	-	0%
Padre Balli Park	225,583	178,031	47,552	27%
I.B. Magee Park	44,571	259,389	(214,818)	-83%
Refunds & Reimbursements	474	8,616	(8,142)	-94%
Padre Balli-Commodity Sales	565	503	62	12%
I.B. Magee-Commodity Sales	-	597	(597)	-100%
Other Income	(26)	196	(222)	-113%
Operating Transfers-In	2,735	-	2,735	0%
Operating Transfers-In	<u>1,200,000</u>	<u>767,750</u>	<u>432,250</u>	56%
<b>Subtotal - Coastal Parks</b>	<b>\$ <u>1,797,216</u></b>	<b>\$ <u>1,522,593</u></b>	<b>\$ <u>274,623</u></b>	<b>18%</b>
<b><u>Beach Improvements</u></b>				
Rentals & Commissions	<u>\$ 54,516</u>	<u>\$ 108,481</u>	<u>\$ (53,965)</u>	-50%
<b>Subtotal - Beach Improvements</b>	<b>\$ <u>54,516</u></b>	<b>\$ <u>108,481</u></b>	<b>\$ <u>(53,965)</u></b>	<b>-50%</b>
<b><u>Pier Fund</u></b>				
Rentals & Commissions	\$ 6,554	\$ 7,790	\$ (1,236)	-16%
Padre Balli Park	210,055	158,152	51,903	33%
Refunds & Reimbursements	-	-	-	0%
Padre Balli - Commodity Sales	14,918	11,496	3,422	30%
Other Income	<u>543</u>	<u>(17)</u>	<u>560</u>	0%
<b>Subtotal - Pier Fund</b>	<b>\$ <u>232,070</u></b>	<b>\$ <u>177,421</u></b>	<b>\$ <u>54,650</u></b>	<b>31%</b>
<b>Total Coastal Parks</b>	<b>\$ <u>2,083,802</u></b>	<b>\$ <u>1,808,495</u></b>	<b>\$ <u>275,308</u></b>	<b>15%</b>

**Nueces County, Texas**  
**Statement of Revenues Budget to Actual**  
**Airport Fund**  
**May 31, 2018**

	Original FY 2017 / 18 Budget	Adjusted FY 2017 / 18 Budget	Year to Date Activity	Remaining Balance	Percent of Budget Collected
4610 Investment Income	\$ 150	\$ 150	\$ 1,218	\$ (1,068)	812%
4711 Rent Hangar 1	1,860	1,860	1,395	465	75%
4712 Rent Hangar 2	1,860	1,860	1,860	-	100%
4713 Rent Hangar 3	1,860	1,860	1,240	620	67%
4714 Rent Hangar 4	1,860	1,860	1,395	465	75%
4715 Rent Hangar 5	1,860	1,860	1,395	465	75%
4716 Rent Hangar 6	1,860	1,860	1,395	465	75%
4717 Rent Hangar 7	1,860	1,860	465	1,395	25%
4718 Rent Hangar 8	1,860	1,860	1,240	620	67%
4719 Rent Hangar 9	1,860	1,860	1,240	620	67%
4720 Rent Hangar 10	1,860	1,860	1,395	465	75%
4700 Rent Hangar 11	2,700	2,700	2,025	675	75%
4701 Rent Hangar 12	2,700	2,700	1,800	900	67%
4704 Rent Hangar 13	2,700	2,700	2,700	-	100%
4723 Rent Hangar 14	2,700	2,700	1,800	900	67%
4724 Rent Hangar 15	2,700	2,700	1,800	900	67%
4731 Rent Hangar 16	2,700	2,700	1,800	900	67%
4732 Rent Hangar 17	2,700	2,700	1,800	900	67%
4733 Rent Hangar 18	2,700	2,700	2,250	450	83%
4734 Rent Hangar 19	2,700	2,700	1,800	900	67%
4735 Rent Hangar 20	2,700	2,700	2,700	-	100%
4726 Rent Hangar Space H2	-	-	4,344	(4,344)	0%
4726 Rent Hangar Space M1	1,140	1,140	-	1,140	0%
4727 Rent Hangar Space M2	1,140	1,140	-	1,140	0%
4728 Rent Hangar Space M3	11,340	11,340	8,199	3,141	72%
4729 Rent Hangar Space M4	1,140	1,140	475	665	42%
4730 Rent Hangar Space M5	1,140	1,140	855	285	75%
4736 Rent - Williams Hangar	13,500	13,500	9,250	4,250	69%
4709 Farm Land Rent	13,950	13,950	10,379	3,571	74%
4710 Private Hangars (3)	3,167	3,167	-	3,167	0%
4863 Late Fees	-	-	859	(859)	0%
Other Service charges	300	300	167	133	56%
Commodity Sales	11,000	11,000	9,306	1,694	85%
Transfers In	79,880	79,880	47,850	32,030	60%
Overage (Shortage)	-	-	-	-	0%
<b>Total Airport</b>	<u>\$ 183,447</u>	<u>\$ 183,447</u>	<u>\$ 126,398</u>	<u>\$ 57,049</u>	69%

**Commodity Sales Detail**

4815 Aviation Fuel Sales - Cash	\$ -
4739 Aviation Fuel Sales - Credit Card	74,446
4816 Cost of Sales	(59,121)
4831 Credit Card Sales Charges	(6,019)
<b>Total Commodity Sales</b>	<u>\$ 9,306</u>



**BUDGET STATUS**  
**EXPENDITURES**  
(Unaudited)

**Nueces County, Texas  
Top Spenders  
May 31, 2018**

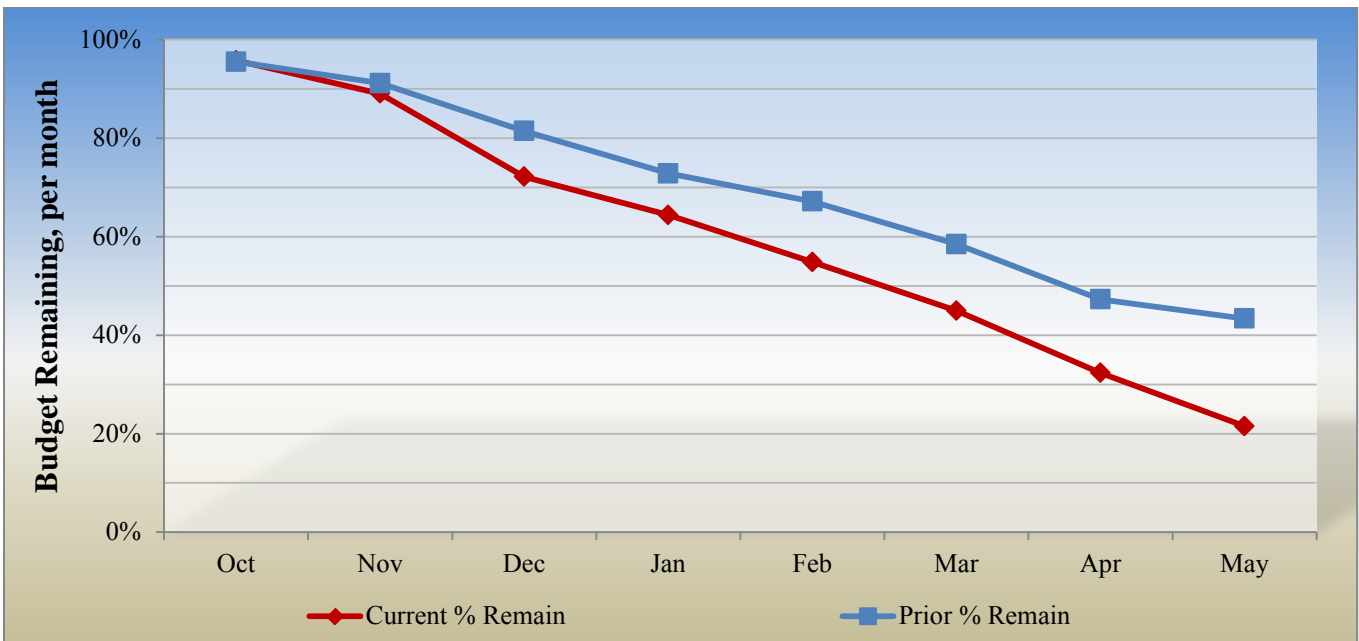
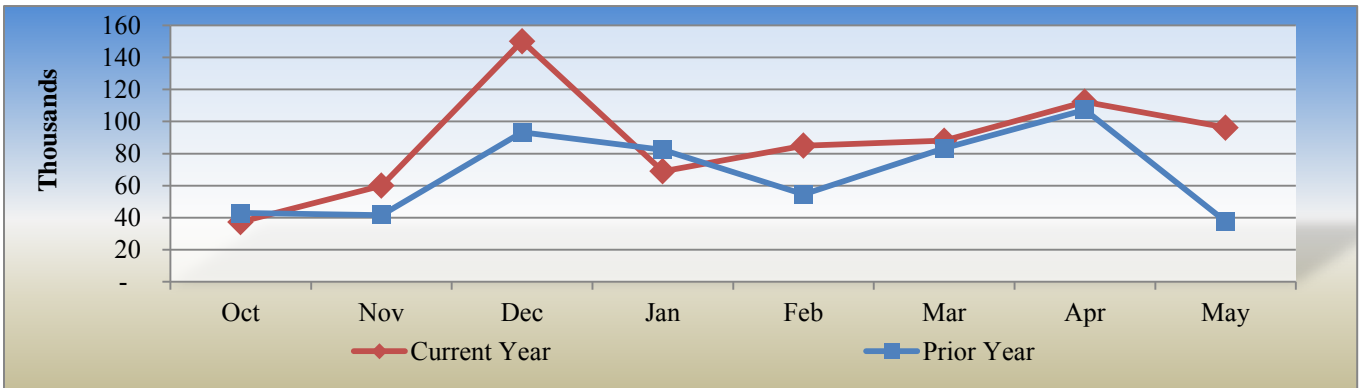
<b>Department</b>		<b>Expected Fiscal YTD</b>	<b>Actual Expense YTD</b>	<b>Spent/Expected</b>	<b>PCT Available</b>	<b>Tier</b>	<b>Rank</b>
3150	County Court at Law 5	\$ 592,773	\$ 697,954	118%	22%	1	1
3700	County Sheriff	566,760	483,470	85%	43%	1	2
3890	Medical Examiner	713,333	469,192	66%	56%	1	3
3810	Constable 1	2,508,797	922,212	37%	75%	1	4
3613	Justice of the Peace 1-3	170,998	166,248	97%	35%	2	1
1121	CCMGT Support	180,307	157,714	87%	42%	2	2
3330	105th District Court	143,278	105,678	74%	51%	2	3
1120	County Judge	592,463	315,320	53%	65%	2	4
3200	Legal Aid	67,867	71,836	106%	29%	3	1
1040	County Commissioner Prec 4	114,012	111,170	98%	35%	3	2
3655	Justice of the Peace 5-2	133,730	126,990	95%	37%	3	3
1020	County Commissioner Prec 2	120,433	112,749	94%	38%	3	4

NOTE: For this list, the departments are first ranked by the size of their total budget amounts and divided into three tiers. The 3 tiers consist of the top, middle and bottom thirds of total budget amounts. There are between 33 and 34 departments in each tier. Within each tier, this list displays the four departments with the highest percentage of budget spent for the current fiscal year to date. The proceeding three pages then display additional detail on the top spender from each of the tiers. These pages display the amount spent per month for the current and prior fiscal year compared to an average rate of budgeted expenditures for the fiscal year. The top graph on these pages displays the total amount spent per month, while the bottom graph shows the percentage of budget spent each month.

**Nueces County, Texas  
Top Spender-Tier 1  
May 31, 2018**

3150 County Court at Law 5  
Period Amounts

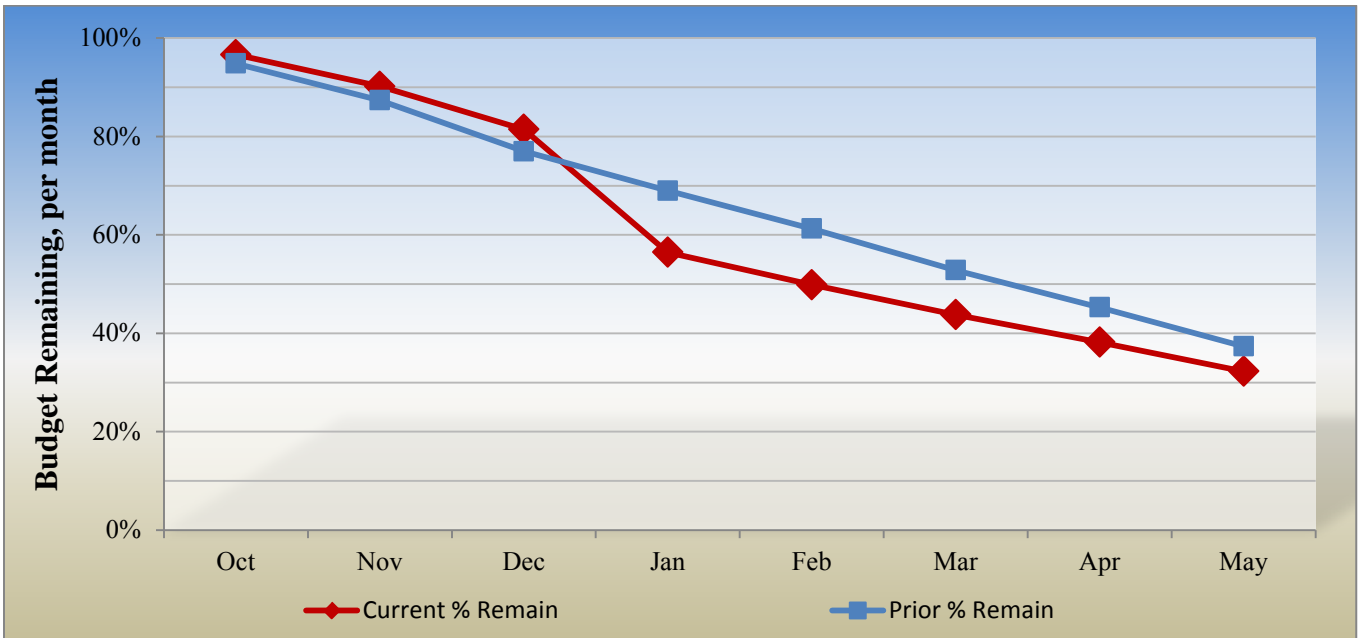
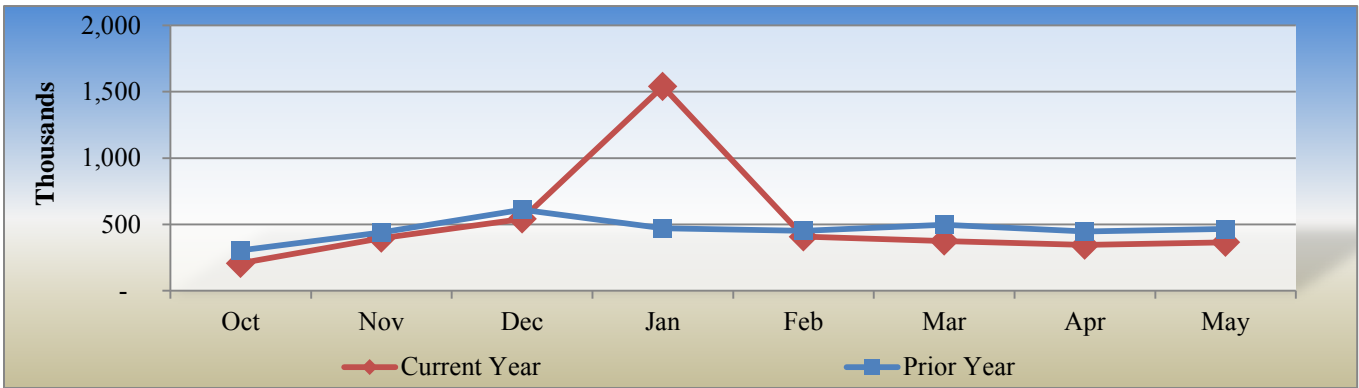
Fiscal Period	Oct	Nov	Dec	Jan	Feb	Mar	Apr	May
Current Year	37,298	59,950	150,196	68,941	84,932	88,038	112,360	96,240
Prior Year	42,913	41,629	93,378	82,398	54,612	83,321	107,345	37,601
Current Expected	66,687	66,687	66,687	66,687	66,687	66,687	66,687	66,687
Prior Expected	71,935	71,935	71,935	71,935	71,935	71,935	71,935	71,935



**Nueces County, Texas  
Top Spender-Tier 1  
May 31, 2018**

3700 County Sheriff  
Period Amounts

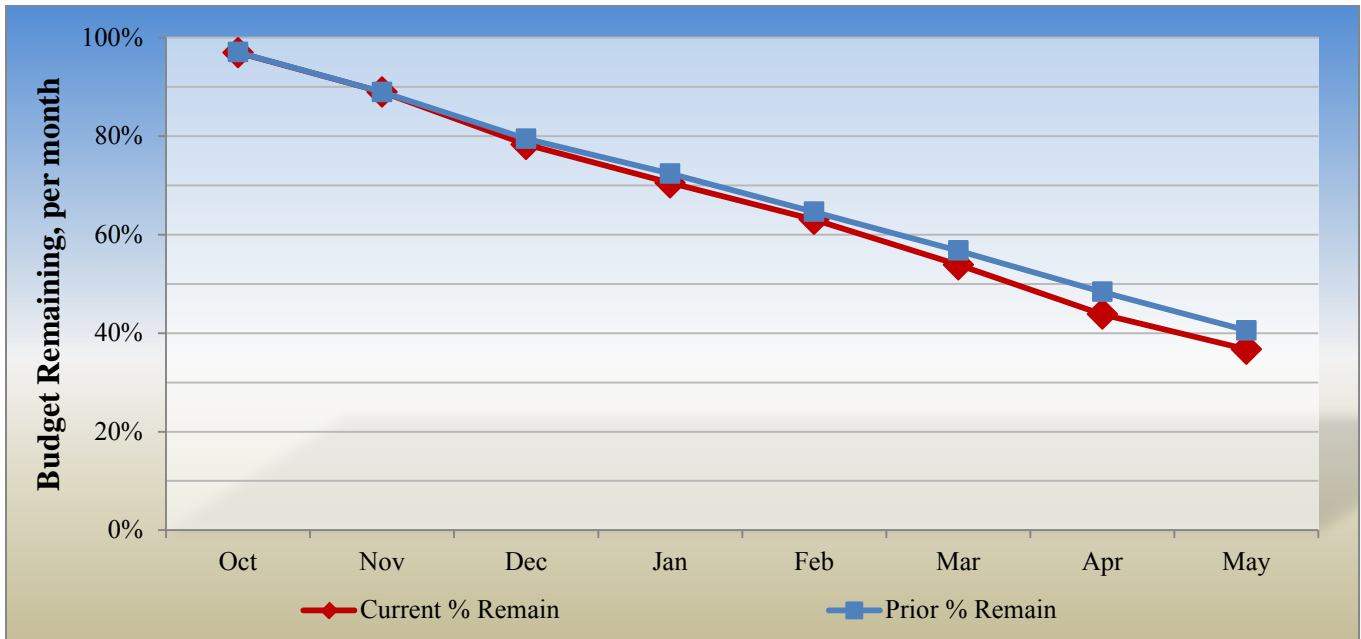
Fiscal Period	Oct	Nov	Dec	Jan	Feb	Mar	Apr	May
Current Year	207,439	396,838	541,545	1,539,355	407,460	375,148	345,027	365,234
Prior Year	304,869	440,321	611,015	471,113	452,507	497,807	446,016	465,653
Current Expected	462,686	462,686	462,686	462,686	462,686	462,686	462,686	462,686
Prior Expected	441,718	441,718	441,718	441,718	441,718	441,718	441,718	441,718



**Nueces County, Texas  
Top Spender-Tier 1  
May 31, 2018**

3890 Medical Examiner  
Period Amounts

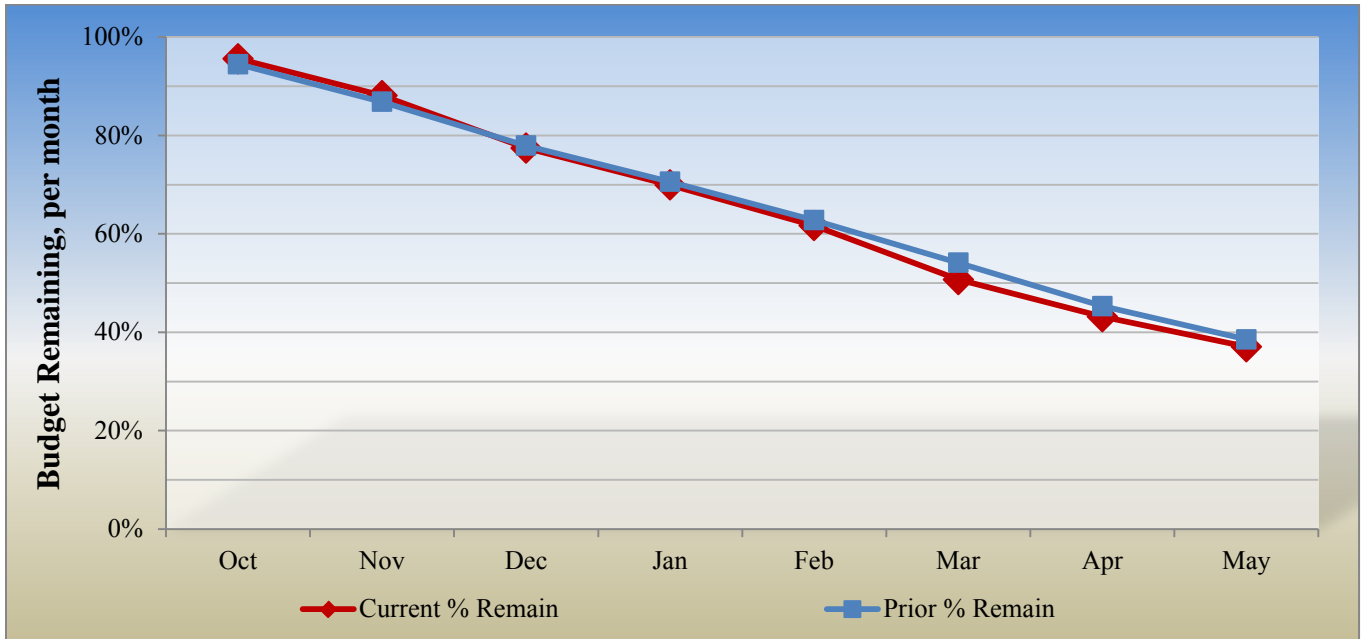
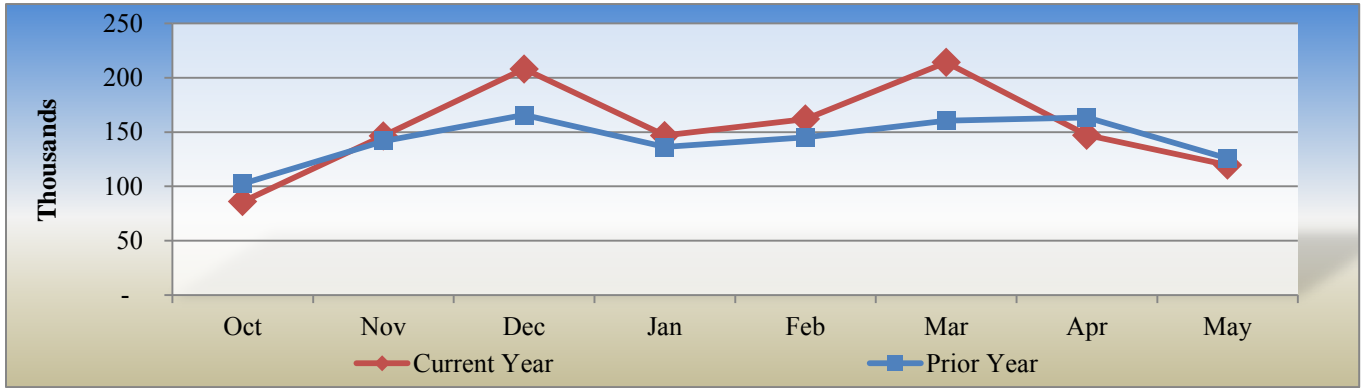
Fiscal Period	Oct	Nov	Dec	Jan	Feb	Mar	Apr	May
Current Year	45,071	118,453	157,407	115,667	110,410	135,980	148,550	105,628
Prior Year	42,693	117,991	138,248	102,960	113,084	114,692	121,929	114,138
Current Expected	111,046	111,046	111,046	111,046	111,046	111,046	111,046	111,046
Prior Expected	109,229	109,229	109,229	109,229	109,229	109,229	109,229	109,229



**Nueces County, Texas  
Top Spender-Tier 1  
May 31, 2018**

1250 County Auditor  
Period Amounts

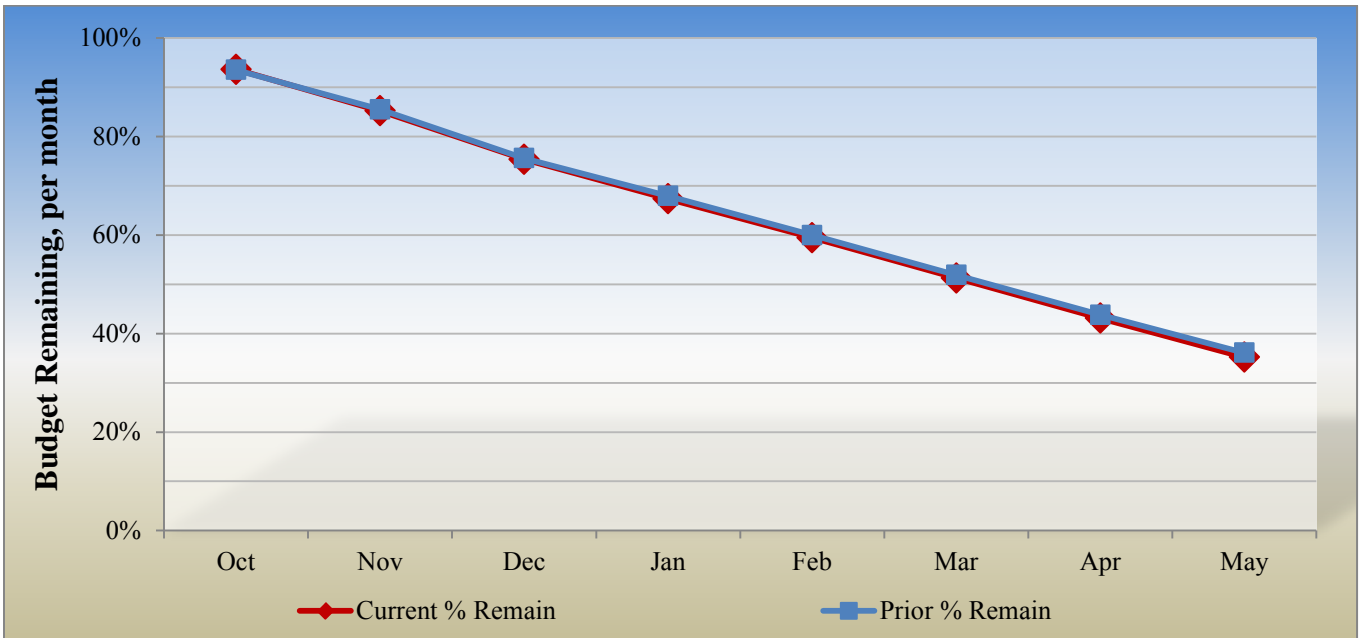
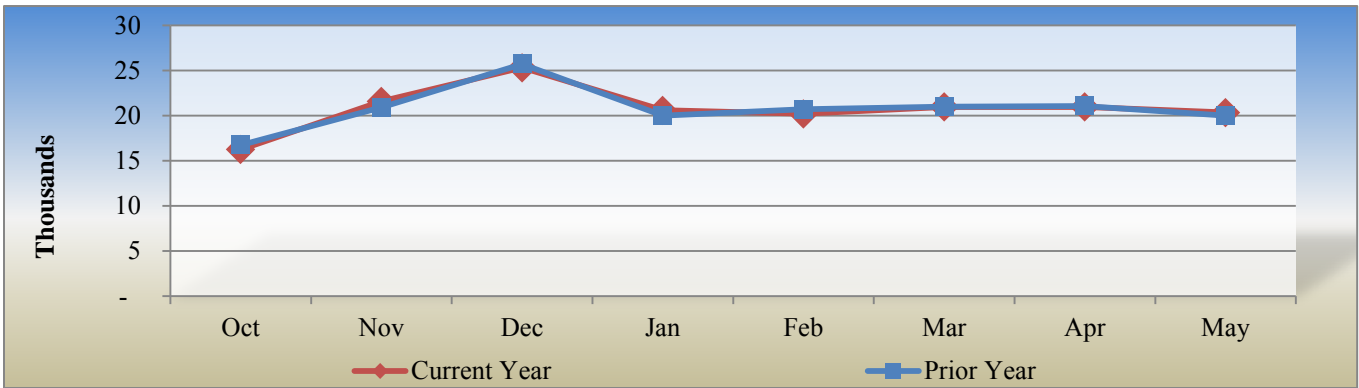
Fiscal Period	Oct	Nov	Dec	Jan	Feb	Mar	Apr	May
Current Year	86,025	146,499	208,150	146,855	162,062	214,218	147,069	119,544
Prior Year	102,513	141,759	165,726	136,246	145,233	160,598	163,473	125,772
Current Expected	146,606	146,606	146,606	146,606	146,606	146,606	146,606	146,606
Prior Expected	139,289	139,289	139,289	139,289	139,289	139,289	139,289	139,289



**Nueces County, Texas  
Top Spender-Tier 2  
May 31, 2018**

3613 Justice of the Peace 1-3  
Period Amounts

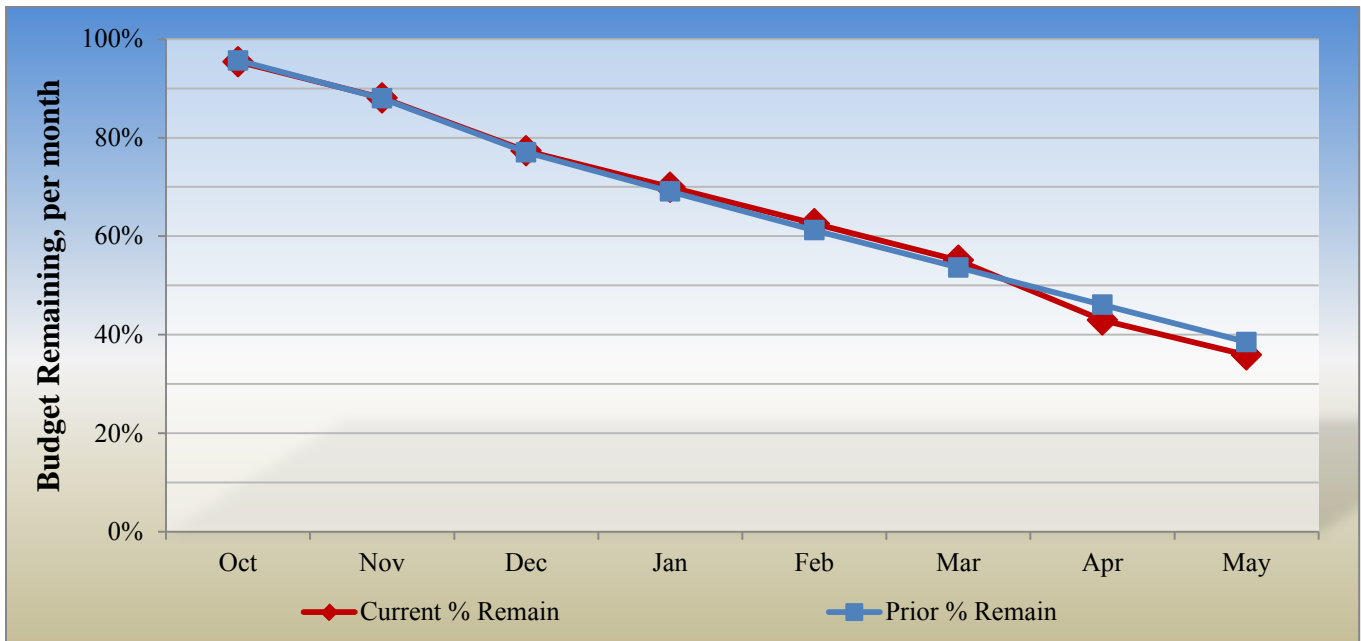
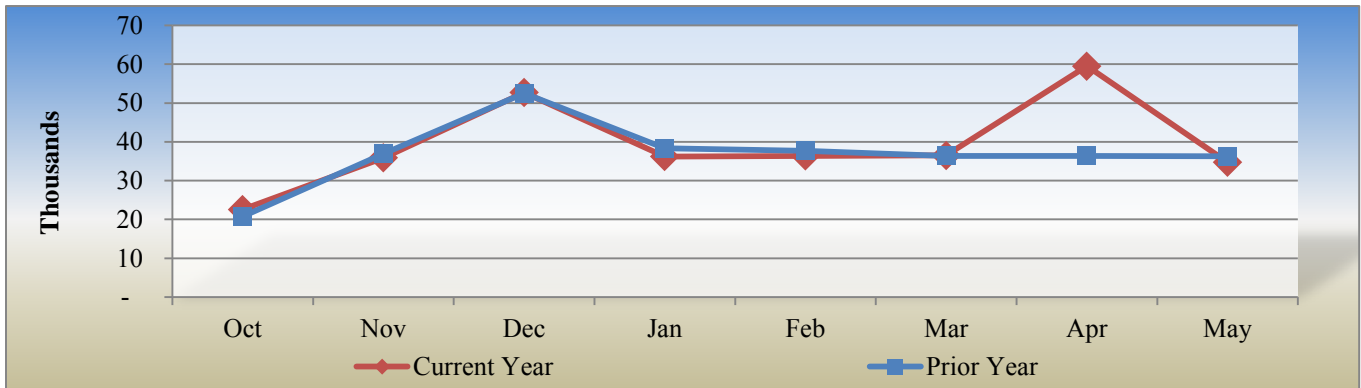
Fiscal Period	Oct	Nov	Dec	Jan	Feb	Mar	Apr	May
Current Year	16,257	21,594	25,305	20,599	20,212	20,971	20,968	20,343
Prior Year	16,750	20,908	25,722	19,985	20,703	20,986	21,066	19,987
Current Expected	19,237	19,237	19,237	19,237	19,237	19,237	19,237	19,237
Prior Expected	19,499	19,499	19,499	19,499	19,499	19,499	19,499	19,499



**Nueces County, Texas  
Top Spender-Tier 2  
May 31, 2018**

1121 CCMGT Support  
Period Amounts

Fiscal Period	Oct	Nov	Dec	Jan	Feb	Mar	Apr	May
Current Year	22,561	35,879	52,700	36,191	36,360	36,496	59,528	34,728
Prior Year	20,800	36,963	52,519	38,331	37,661	36,357	36,394	36,312
Current Expected	36,776	36,776	36,776	36,776	36,776	36,776	36,776	36,776
Prior Expected	36,021	36,021	36,021	36,021	36,021	36,021	36,021	36,021

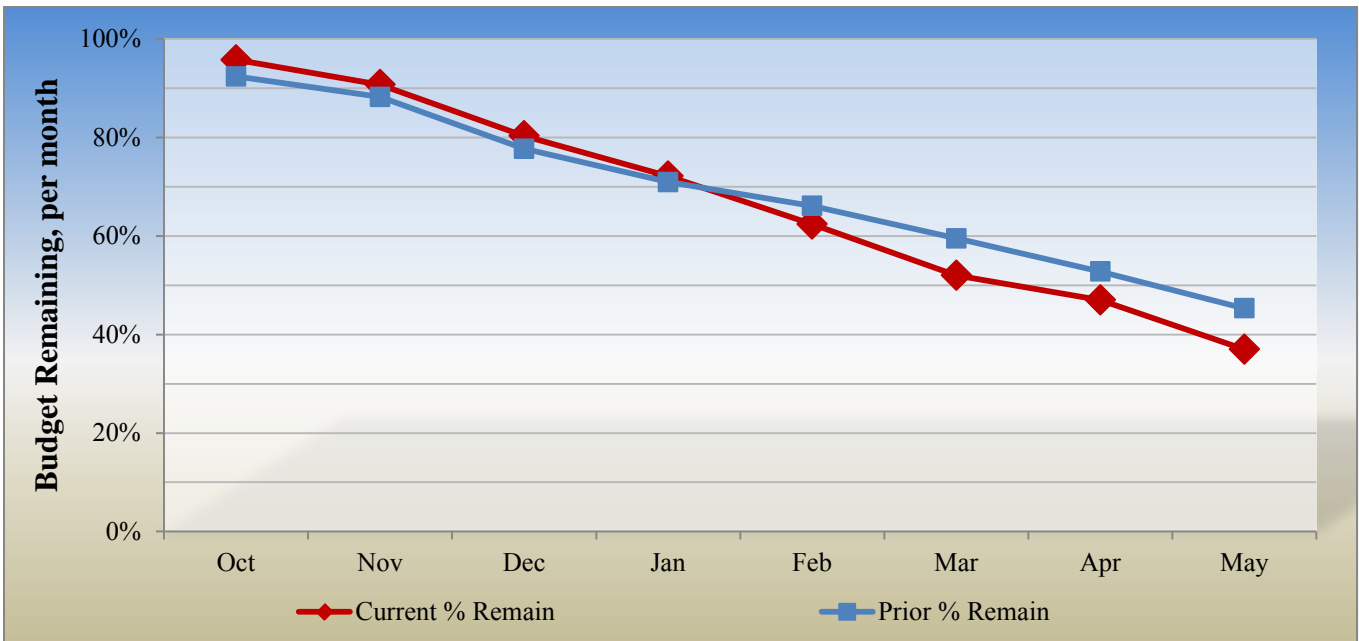
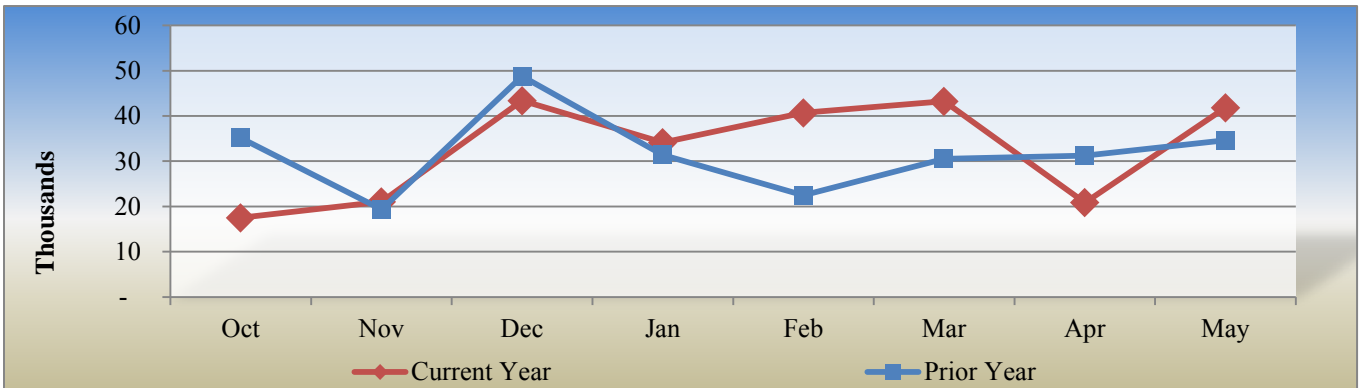




**Nueces County, Texas  
Top Spender-Tier 2  
May 31, 2018**

3330 105th District Court  
Period Amounts

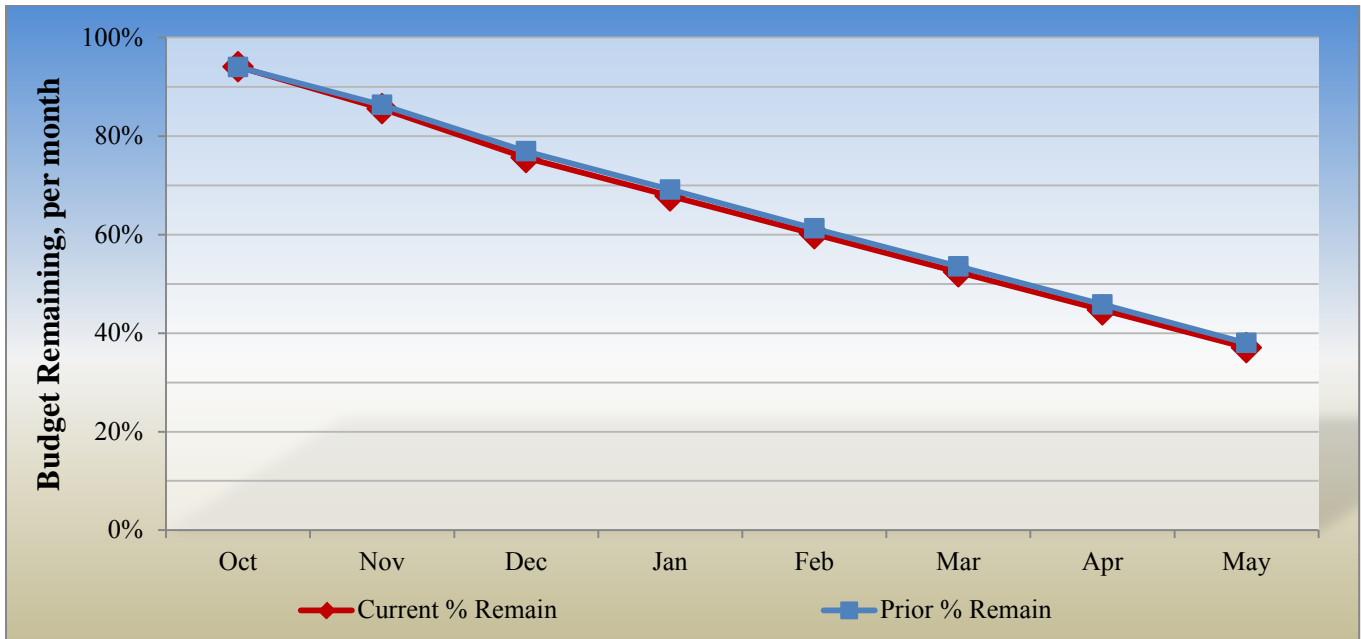
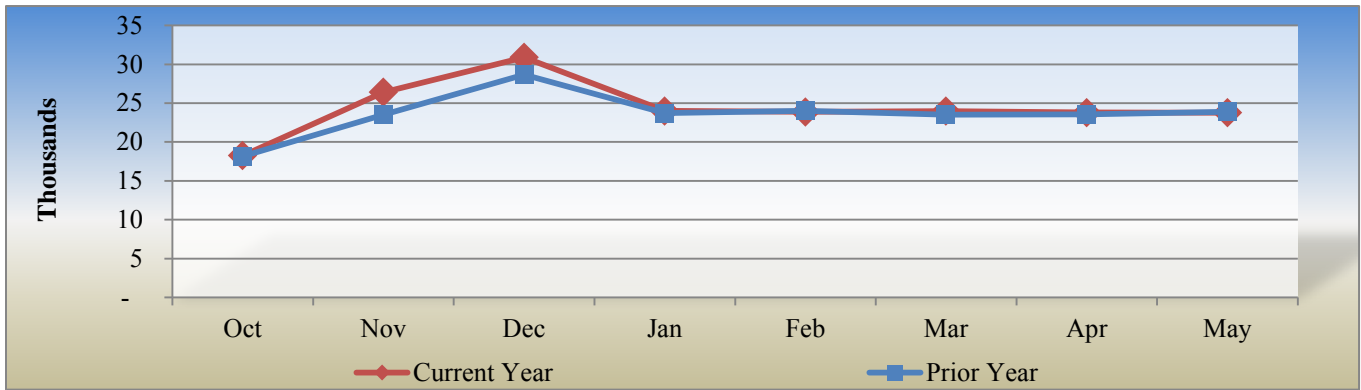
Fiscal Period	Oct	Nov	Dec	Jan	Feb	Mar	Apr	May
Current Year	17,484	21,022	43,379	34,097	40,701	43,248	20,845	41,829
Prior Year	35,129	19,334	48,765	31,395	22,459	30,497	31,239	34,634
Current Expected	31,260	31,260	31,260	31,260	31,260	31,260	31,260	31,260
Prior Expected	34,769	34,769	34,769	34,769	34,769	34,769	34,769	34,769



**Nueces County, Texas  
Top Spender-Tier 2  
May 31, 2018**

1120 County Judge  
Period Amounts

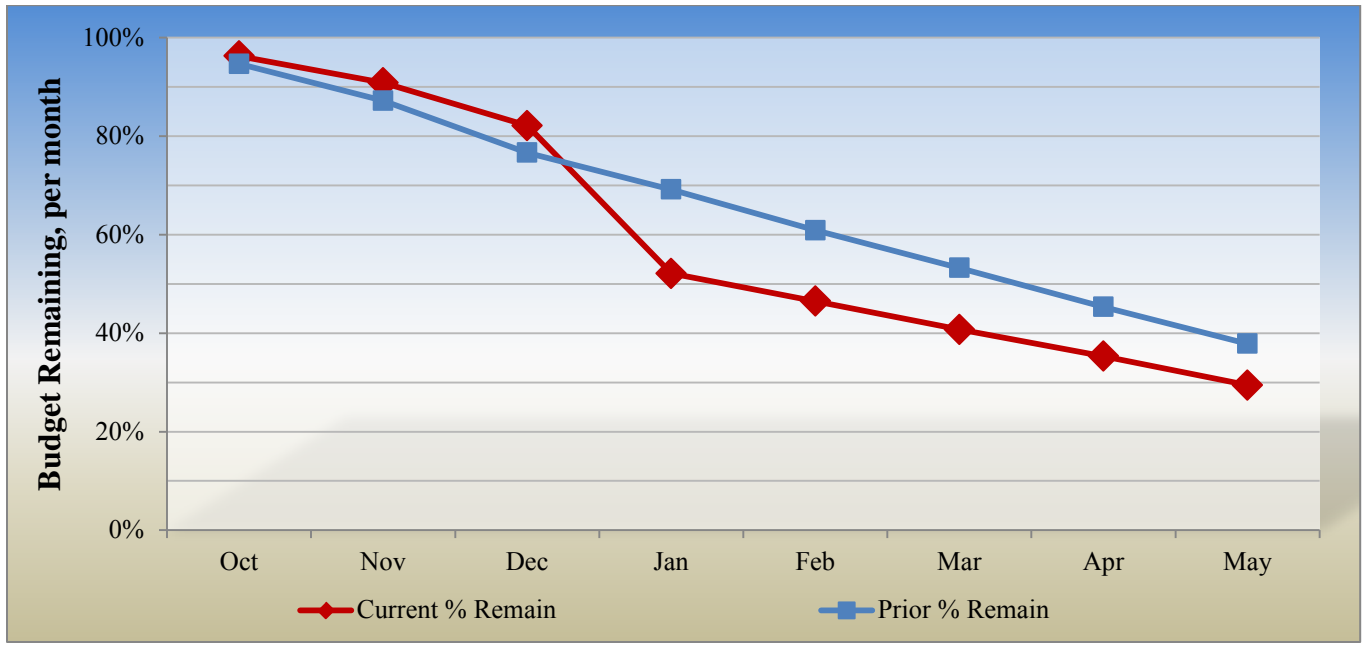
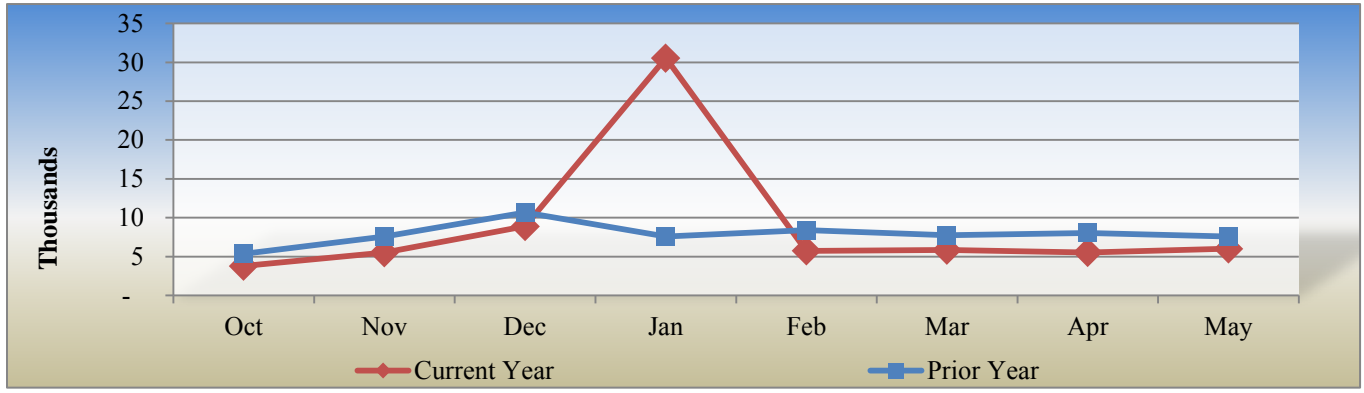
Fiscal Period	Oct	Nov	Dec	Jan	Feb	Mar	Apr	May
Current Year	18,251	26,409	30,906	23,992	23,881	23,986	23,789	23,773
Prior Year	18,153	23,534	28,669	23,710	23,994	23,521	23,544	23,886
Current Expected	23,230	23,230	23,230	23,230	23,230	23,230	23,230	23,230
Prior Expected	22,859	22,859	22,859	22,859	22,859	22,859	22,859	22,859



**Nueces County, Texas  
Top Spender-Tier 3  
May 31, 2018**

3200 Legal Aid  
Period Amounts

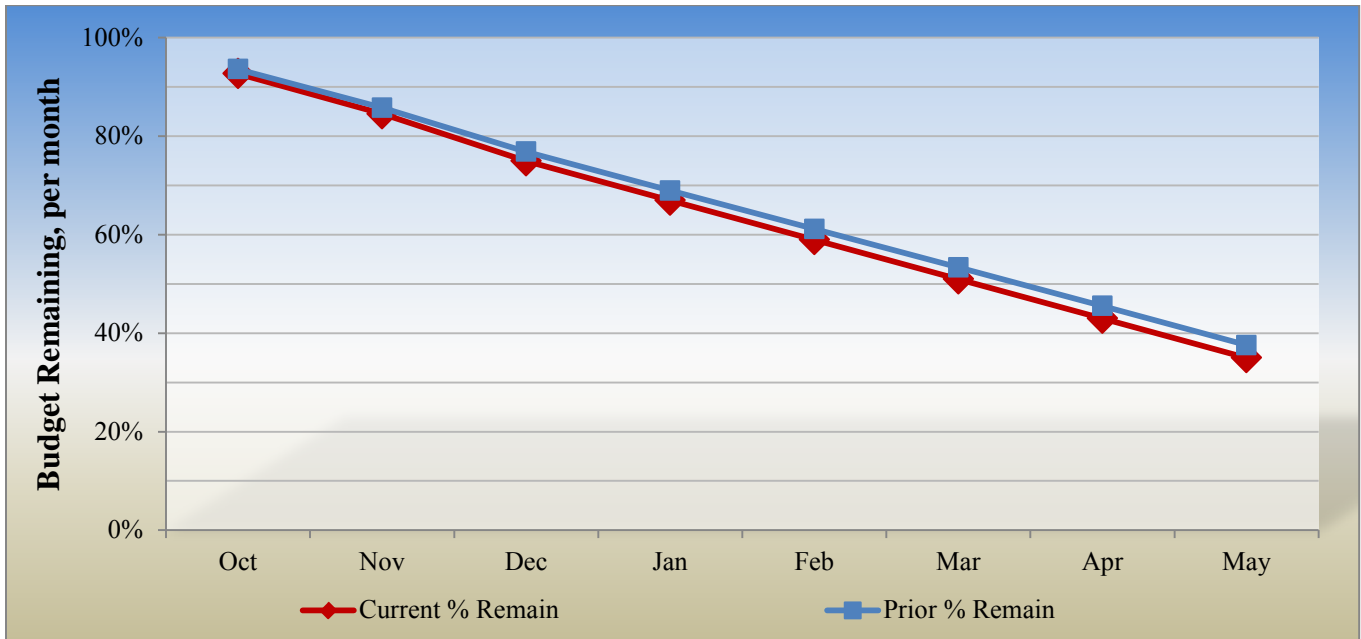
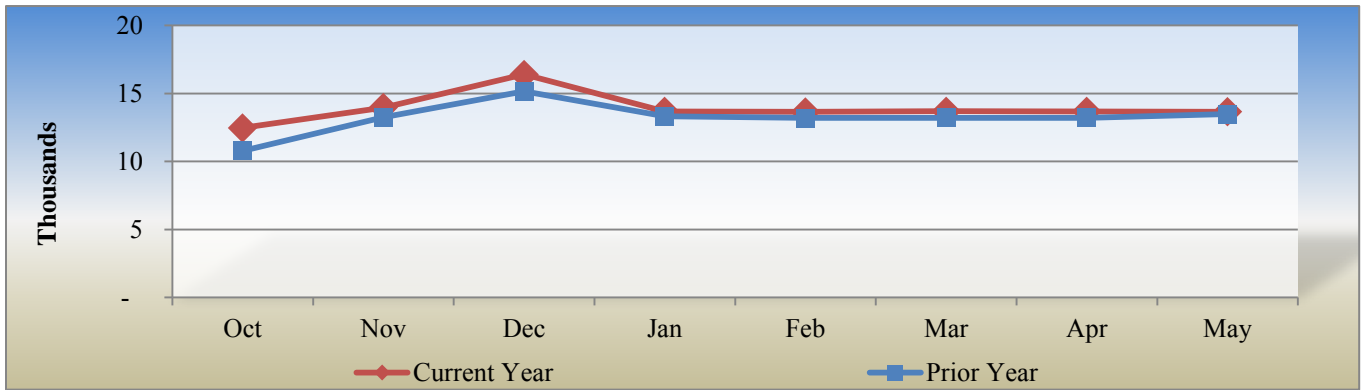
Fiscal Period	Oct	Nov	Dec	Jan	Feb	Mar	Apr	May
Current Year	3,791	5,510	8,891	30,556	5,732	5,834	5,526	5,996
Prior Year	5,376	7,593	10,680	7,591	8,388	7,730	8,048	7,583
Current Expected	7,635	7,635	7,635	7,635	7,635	7,635	7,635	7,635
Prior Expected	7,600	7,600	7,600	7,600	7,600	7,600	7,600	7,600



**Nueces County, Texas  
Top Spender-Tier 3  
May 31, 2018**

1040 County Commissioner Prec 4  
Period Amounts

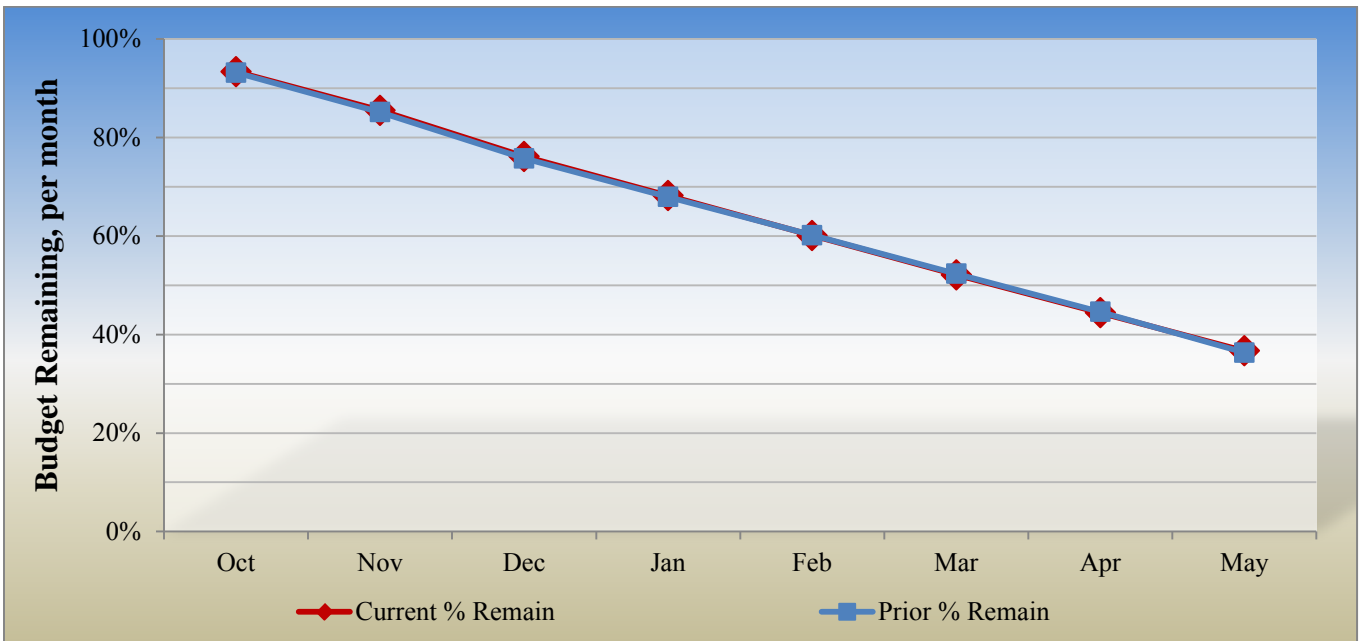
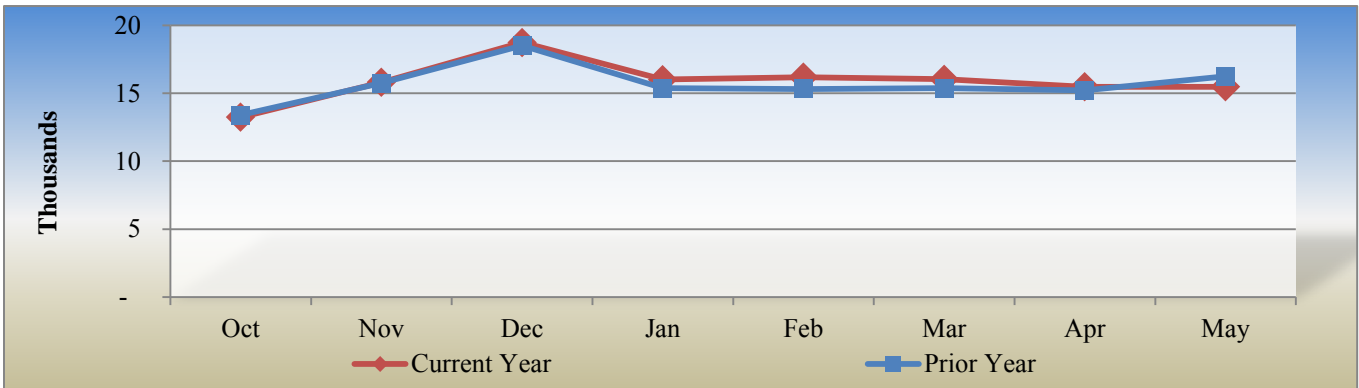
Fiscal Period	Oct	Nov	Dec	Jan	Feb	Mar	Apr	May
Current Year	12,461	13,959	16,393	13,682	13,649	13,687	13,680	13,659
Prior Year	10,778	13,251	15,149	13,320	13,200	13,214	13,207	13,479
Current Expected	12,826	12,826	12,826	12,826	12,826	12,826	12,826	12,826
Prior Expected	12,686	12,686	12,686	12,686	12,686	12,686	12,686	12,686



**Nueces County, Texas  
Top Spender-Tier 3  
May 31, 2018**

3655 Justice of the Peace 5-2  
Period Amounts

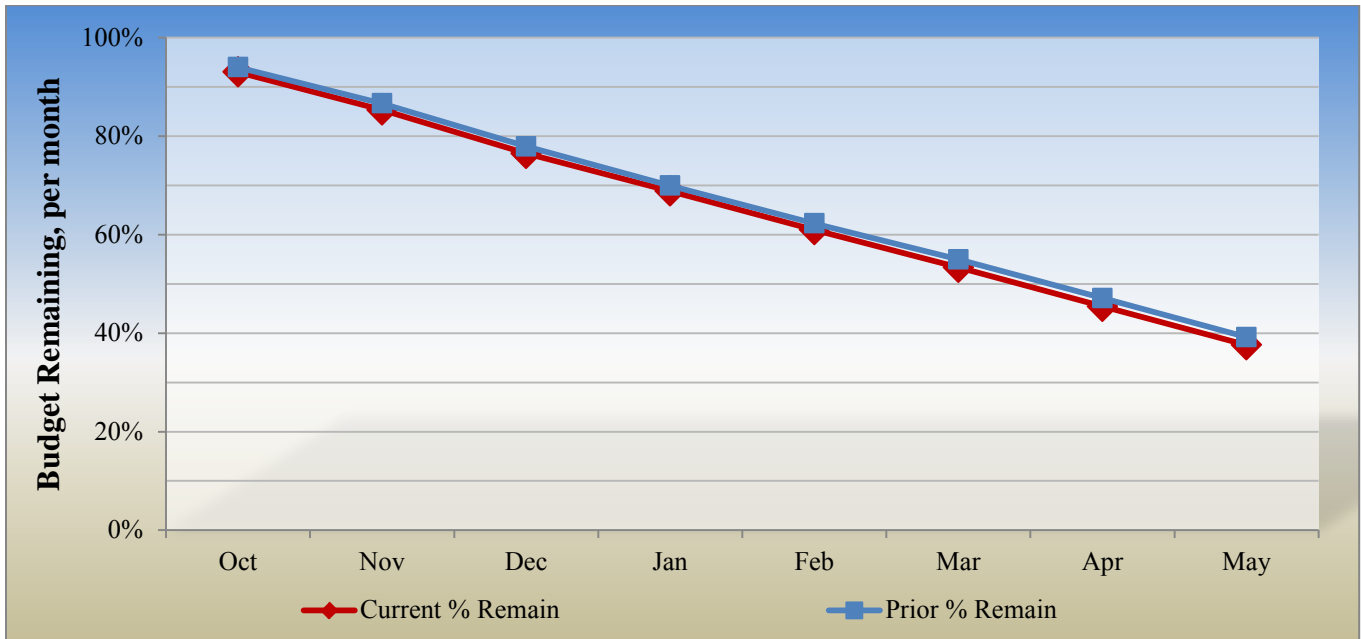
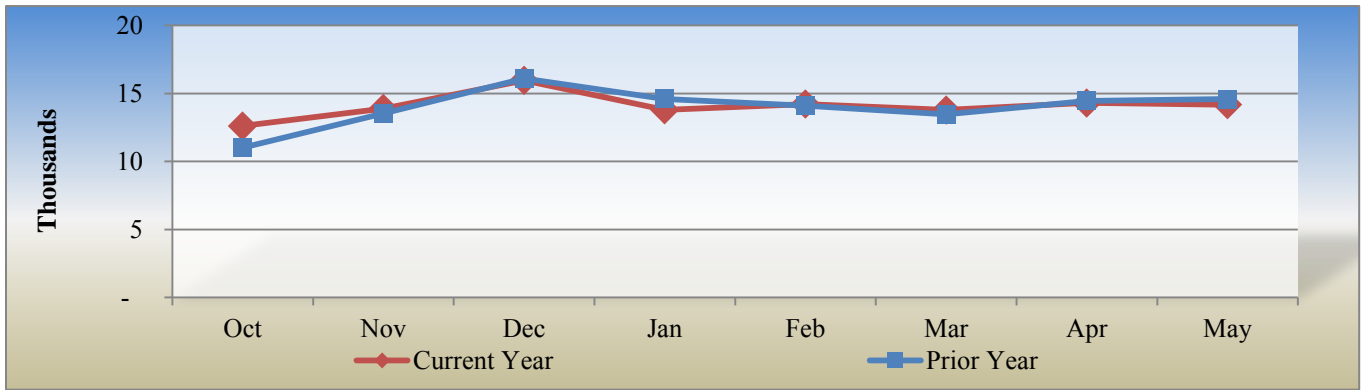
Fiscal Period	Oct	Nov	Dec	Jan	Feb	Mar	Apr	May
Current Year	13,244	15,810	18,743	16,008	16,184	16,032	15,485	15,485
Prior Year	13,399	15,751	18,523	15,375	15,314	15,375	15,225	16,263
Current Expected	15,045	15,045	15,045	15,045	15,045	15,045	15,045	15,045
Prior Expected	14,753	14,753	14,753	14,753	14,753	14,753	14,753	14,753



**Nueces County, Texas  
Top Spender-Tier 3  
May 31, 2018**

1020 County Commissioner Prec 2  
Period Amounts

Fiscal Period	Oct	Nov	Dec	Jan	Feb	Mar	Apr	May
Current Year	12,605	13,890	15,966	13,799	14,215	13,790	14,307	14,177
Prior Year	11,006	13,521	16,097	14,600	14,100	13,464	14,459	14,591
Current Expected	13,549	13,549	13,549	13,549	13,549	13,549	13,549	13,549
Prior Expected	13,792	13,792	13,792	13,792	13,792	13,792	13,792	13,792



**Nueces County, Texas**  
**Statement of Expenditures Budget to Actual**  
**General Fund**  
**May 31, 2018**

	Original FY 2017 / 18 Budget	Adjusted FY 2017 / 18 Budget	Year to Date Activity	Available Balance	Percent of Budget Available
<b>General Government</b>					
<b>1010 County Commissioner Prec 1</b>					
Salaries	\$ 121,445	\$ 121,445	\$ 73,569	\$ 47,876	<b>39.4%</b>
Employee Benefits	26,367	26,367	19,302	7,065	<b>26.8%</b>
Other Personnel Expense	9,540	9,540	6,231	3,309	<b>34.7%</b>
Office Expense & Supplies	1,750	1,750	135	1,615	92.3%
Telephone & Utilities	-	-	92	(92)	<b>0.0%</b>
Maintenance & Repair	150	150	-	150	100.0%
Professional Services	2,700	2,700	-	2,700	100.0%
Other Services & Charges	505	505	237	268	53.1%
Travel	3,100	3,100	-	3,100	100.0%
Total	<u>\$ 165,557</u>	<u>\$ 165,557</u>	<u>\$ 99,565</u>	<u>\$ 65,992</u>	<b>39.9%</b>
<b>1020 County Commissioner Prec 2</b>					
Salaries	\$ 125,495	\$ 125,495	\$ 81,384	\$ 44,111	<b>35.1%</b>
Other Salary & Supplements	1,020	1,020	628	392	<b>38.5%</b>
Employee Benefits	35,695	35,695	22,846	12,849	<b>36.0%</b>
Other Personnel Expense	9,540	9,540	5,231	4,309	45.2%
Office Expense & Supplies	2,250	2,250	1,413	837	<b>37.2%</b>
Telephone & Utilities	550	550	282	268	48.8%
Maintenance & Repair	150	150	-	150	100.0%
Professional Services	2,700	2,700	880	1,820	67.4%
Other Services & Charges	505	150	-	150	100.0%
Travel	3,100	3,100	86	3,014	97.2%
Total	<u>\$ 181,005</u>	<u>\$ 180,650</u>	<u>\$ 112,749</u>	<u>\$ 67,901</u>	<b>37.6%</b>
<b>1030 County Commissioner Prec 3</b>					
Salaries	\$ 121,590	\$ 121,590	\$ 78,780	\$ 42,810	<b>35.2%</b>
Other Salary & Supplements	1,800	1,800	1,108	692	<b>38.5%</b>
Employee Benefits	54,170	54,170	31,412	22,758	42.0%
Other Personnel Expense	9,540	9,540	6,231	3,309	<b>34.7%</b>
Office Expense & Supplies	2,450	2,450	1,290	1,160	47.4%
Telephone & Utilities	550	550	348	202	<b>36.7%</b>
Maintenance & Repair	800	800	-	800	100.0%
Professional Services	2,700	2,700	435	2,265	83.9%
Other Services & Charges	300	655	237	418	63.9%
Other Expenses	-	-	-	-	<b>0.0%</b>
Travel	3,100	3,100	425	2,675	86.3%
Total	<u>\$ 197,000</u>	<u>\$ 197,355</u>	<u>\$ 120,264</u>	<u>\$ 77,091</u>	<b>39.1%</b>

	Original FY 2017 / 18 Budget	Adjusted FY 2017 / 18 Budget	Year to Date Activity	Available Balance	Percent of Budget Available
<b>1040 County Commissioner Prec 4</b>					
Salaries	\$ 117,540	\$ 117,540	\$ 74,049	\$ 43,491	37.0%
Employee Benefits	37,188	37,188	29,527	7,661	20.6%
Other Personnel Expense	9,540	9,540	6,231	3,309	34.7%
Office Expense & Supplies	2,250	2,250	1,287	963	42.8%
Telephone & Utilities	550	550	76	474	86.2%
Maintenance & Repair	150	150	-	150	100.0%
Professional Services	1,700	1,700	-	1,700	100.0%
Travel	2,100	2,100	-	2,100	100.0%
Total	\$ 171,018	\$ 171,018	\$ 111,170	\$ 59,848	35.0%
<b>1120 County Judge</b>					
Salaries	\$ 210,901	\$ 210,901	\$ 134,348	\$ 76,553	36.3%
Salaries Overtime	1,000	1,000	209	791	79.1%
Other Salary & Supplements	17,300	18,221	13,590	4,631	25.4%
Employee Benefits	60,718	60,718	39,340	21,378	35.2%
Other Personnel Expense	9,540	9,540	6,231	3,309	34.7%
Office Expense & Supplies	2,925	2,925	598	2,327	79.5%
Maintenance & Repair	500	500	81	419	83.8%
Professional Services	1,500	1,500	-	1,500	100.0%
Other Services & Charges	500	500	325	175	35.0%
Travel	4,850	3,929	263	3,666	93.3%
Total	\$ 309,734	\$ 309,734	\$ 194,986	\$ 114,748	37.0%
<b>1121 CCMGT Support</b>					
Salaries	\$ 342,577	\$ 342,577	\$ 228,749	\$ 113,828	33.2%
Other Salary & Supplements	4,860	4,860	2,875	1,985	40.8%
Employee Benefits	118,077	118,077	71,789	46,288	39.2%
Other Personnel Expense	4,320	4,320	2,742	1,578	36.5%
Office Expense & Supplies	3,900	3,900	1,962	1,938	49.7%
Food & Kitchen Expenses	-	-	40	(40)	0.0%
Telephone & Utilities	1,300	1,300	711	589	45.3%
Maintenance & Repair	450	450	-	450	100.0%
Professional Services	2,710	2,710	333	2,377	87.7%
Other Services & Charges	500	500	-	500	100.0%
Other Expenses	6,250	6,250	4,370	1,880	30.1%
Travel	5,400	5,400	873	4,527	83.8%
Total	\$ 490,344	\$ 490,344	\$ 314,442	\$ 175,902	35.9%



	Original FY 2017 / 18 Budget	Adjusted FY 2017 / 18 Budget	Year to Date Activity	Available Balance	Percent of Budget Available
<b>1122 Grants Administration</b>					
Salaries	\$ 161,993	\$ 161,993	\$ 98,174	\$ 63,819	<b>39.4%</b>
Other Salary & Supplements	1,860	1,860	1,145	715	<b>38.5%</b>
Employee Benefits	58,294	58,294	45,672	12,622	<b>21.7%</b>
Other Personnel Expense	6,480	6,480	3,988	2,492	<b>38.5%</b>
Office Expense & Supplies	2,855	2,855	2,238	617	<b>21.6%</b>
Telephone & Utilities	1,300	1,300	696	604	46.5%
Maintenance & Repair	220	220	-	220	100.0%
Professional Services	8,000	8,000	-	8,000	100.0%
Other Services & Charges	2,000	2,000	468	1,532	76.6%
Other Expenses	1,400	1,400	1,194	206	<b>14.7%</b>
Travel	2,200	2,200	115	2,085	94.8%
Total	\$ 246,602	\$ 246,602	\$ 153,690	\$ 92,912	<b>37.7%</b>
<b>1125 Risk Management</b>					
Salaries	\$ 108,930	\$ 105,723	\$ 51,925	\$ 53,798	50.9%
Salaries Overtime	-	818	818	0	<b>0.0%</b>
Other Salary & Supplements	-	3,158	3,158	0	<b>0.0%</b>
Employee Benefits	31,205	31,205	15,040	16,165	51.8%
Other Personnel Expense	5,760	5,760	2,658	3,102	53.8%
Office Expense & Supplies	10,200	9,431	7,128	2,303	<b>24.4%</b>
Telephone & Utilities	1,800	1,800	993	807	44.8%
Maintenance & Repair	200	200	-	200	100.0%
Professional Services	17,800	17,800	17,598	202	<b>1.1%</b>
Other Services & Charges	1,800	1,800	590	1,210	67.2%
Other Expenses	5,590	5,590	1,632	3,958	70.8%
Travel	3,000	3,000	805	2,195	73.2%
Total	\$ 186,285	\$ 186,285	\$ 102,345	\$ 83,940	45.1%

	Original FY 2017 / 18 Budget	Adjusted FY 2017 / 18 Budget	Year to Date Activity	Available Balance	Percent of Budget Available
<b>1130 County Attorney</b>					
Salaries	\$ 1,062,415	\$ 1,062,415	\$ 647,668	\$ 414,747	<b>39.0%</b>
Other Salary & Supplements	32,022	32,022	20,297	11,725	<b>36.6%</b>
Employee Benefits	403,883	403,883	246,624	157,259	<b>38.9%</b>
Other Personnel Expense	25,500	25,500	15,893	9,607	<b>37.7%</b>
Office Expense & Supplies	31,800	31,800	13,209	18,591	58.5%
Telephone & Utilities	2,000	2,000	1,044	956	47.8%
Maintenance & Repair	1,000	1,000	-	1,000	100.0%
Professional Services	24,369	24,369	14,665	9,704	<b>39.8%</b>
Special Personnel Services	-	-	-	-	<b>0.0%</b>
Other Services & Charges	4,478	4,478	3,523	955	<b>21.3%</b>
Other Expenses	9,600	9,600	6,544	3,056	<b>31.8%</b>
Travel	3,600	3,600	1,415	2,186	60.7%
Total	\$ 1,600,667	\$ 1,600,667	\$ 970,881	\$ 629,786	<b>39.3%</b>
<b>1160 County Clerk</b>					
Salaries	\$ 479,933	\$ 479,933	\$ 277,955	\$ 201,978	42.1%
Salaries Overtime	3,000	3,000	167	2,833	94.4%
Other Salary & Supplements	5,700	5,700	988	4,712	82.7%
Employee Benefits	208,355	208,355	136,942	71,413	<b>34.3%</b>
Other Personnel Expense	8,604	8,604	5,655	2,949	<b>34.3%</b>
Office Expense & Supplies	28,850	28,850	16,926	11,924	41.3%
Telephone & Utilities	2,050	2,050	1,080	970	47.3%
Maintenance & Repair	750	750	-	750	100.0%
Professional Services	4,700	4,700	871	3,829	81.5%
Other Services & Charges	1,700	1,700	309	1,391	81.8%
Other Expenses	13,090	13,090	5,906	7,184	54.9%
Travel	4,000	4,000	1,586	2,414	60.3%
Total	\$ 760,732	\$ 760,732	\$ 448,384	\$ 312,348	41.1%

	Original FY 2017 / 18 Budget	Adjusted FY 2017 / 18 Budget	Year to Date Activity	Available Balance	Percent of Budget Available
<b>1170 County Clerk Treasury</b>					
Salaries	\$ 183,394	\$ 183,394	\$ 110,870	\$ 72,524	<b>39.5%</b>
Salaries Overtime	6,000	6,000	15	5,985	99.8%
Other Salary & Supplements	1,800	1,800	1,108	692	<b>38.5%</b>
Employee Benefits	73,999	73,999	47,826	26,173	<b>35.4%</b>
Other Personnel Expense	1,080	1,080	665	415	<b>38.5%</b>
Office Expense & Supplies	40,000	40,000	14,818	25,182	63.0%
Telephone & Utilities	600	600	348	252	42.0%
Maintenance & Repair	2,800	2,900	2,093	807	<b>27.8%</b>
Professional Services	1,400	1,400	790	610	43.6%
Other Services & Charges	8,500	36,400	18,863	17,537	48.2%
Other Expenses	3,700	3,700	2,819	881	<b>23.8%</b>
Travel	3,300	3,300	1,297	2,003	60.7%
Total	\$ 326,573	\$ 354,573	\$ 201,511	\$ 153,062	43.2%
<b>1180 County Clerk Collections</b>					
Salaries	\$ 172,120	\$ 172,120	\$ 101,626	\$ 70,494	41.0%
Salaries Overtime	6,000	6,000	0	6,000	100.0%
Other Salary & Supplements	1,080	1,080	665	415	<b>38.5%</b>
Employee Benefits	71,306	71,306	48,616	22,690	<b>31.8%</b>
Office Expense & Supplies	13,700	13,700	4,561	9,139	66.7%
Maintenance & Repair	7,000	7,000	1,152	5,848	83.5%
Professional Services	20,000	20,000	10,163	9,837	49.2%
Other Services & Charges	723	723	215	508	70.2%
Other Expenses	3,700	3,700	2,819	881	<b>23.8%</b>
Travel	1,500	1,500	-	1,500	100.0%
Total	\$ 297,129	\$ 297,129	\$ 169,818	\$ 127,311	42.8%

	Original FY 2017 / 18 Budget	Adjusted FY 2017 / 18 Budget	Year to Date Activity	Available Balance	Percent of Budget Available
<b>1190 County Clerk Elections</b>					
Salaries	\$ 153,296	\$ 153,296	\$ 79,682	\$ 73,614	48.0%
Salaries Overtime	14,000	14,000	8,623	5,378	38.4%
Other Salary & Supplements	4,879	4,879	305	4,574	93.8%
Employee Benefits	59,885	59,885	36,529	23,356	39.0%
Other Personnel Expense	3,504	10,504	8,270	2,234	21.3%
Office Expense & Supplies	31,375	23,875	12,185	11,690	49.0%
Food & Kitchen Expenses	750	750	220	530	70.6%
Telephone & Utilities	19,175	24,175	10,892	13,283	54.9%
Maintenance & Repair	31,842	31,842	5,504	26,338	82.7%
Professional Services	227,683	227,683	18,010	209,673	92.1%
Other Services & Charges	315,706	310,706	134,865	175,841	56.6%
Other Expenses	-	500	236	264	52.9%
Travel	9,100	9,100	-	9,100	100.0%
Capital Outlay	17,500	17,500	-	17,500	100.0%
Total	\$ 888,695	\$ 888,695	\$ 315,320	\$ 573,375	64.5%
<b>1200 Tax Assessor - Collector</b>					
Salaries	\$ 2,058,663	\$ 2,058,663	\$ 1,215,310	\$ 843,353	41.0%
Salaries Overtime	2,500	2,500	83	2,417	96.7%
Other Salary & Supplements	60,402	60,402	46,005	14,397	23.8%
Employee Benefits	941,280	941,280	616,465	324,815	34.5%
Other Personnel Expense	13,140	13,140	8,446	4,694	35.7%
Office Expense & Supplies	238,100	238,100	133,008	105,092	44.1%
Maintenance & Repair	4,500	4,500	1,148	3,352	74.5%
Professional Services	21,370	21,370	19,292	2,078	9.7%
Other Services & Charges	27,813	27,813	25,447	2,366	8.5%
Other Expenses	39,714	39,714	32,080	7,634	19.2%
Travel	16,350	16,350	10,800	5,550	33.9%
Total	\$ 3,423,832	\$ 3,423,832	\$ 2,108,084	\$ 1,315,748	38.4%

	Original FY 2017 / 18 Budget	Adjusted FY 2017 / 18 Budget	Year to Date Activity	Available Balance	Percent of Budget Available
<b>1240 Information Technology</b>					
Salaries	\$ 1,199,530	\$ 1,199,530	\$ 675,245	\$ 524,285	43.7%
Salaries Overtime	500	500	29	471	94.3%
Other Salary & Supplements	33,495	33,495	17,699	15,796	47.2%
Employee Benefits	416,938	416,938	260,714	156,224	<b>37.5%</b>
Other Personnel Expense	2,160	2,160	1,329	831	<b>38.5%</b>
Office Expense & Supplies	18,400	15,400	2,384	13,016	84.5%
Telephone & Utilities	538,109	538,109	312,425	225,684	41.9%
Maintenance & Repair	829,568	677,568	74,960	602,608	88.9%
Professional Services	393,000	548,000	64,897	483,103	88.2%
Other Services & Charges	846	846	604	243	<b>28.7%</b>
Travel	16,000	16,000	1,959	14,041	87.8%
Total	\$ 3,448,546	\$ 3,448,546	\$ 1,412,244	\$ 2,036,302	59.0%
<b>1245 Human Resources</b>					
Salaries	\$ 282,110	\$ 282,110	\$ 164,573	\$ 117,537	41.7%
Salaries Overtime	250	250	-	250	100.0%
Other Salary & Supplements	2,580	2,580	1,588	992	<b>38.5%</b>
Employee Benefits	98,935	98,935	62,029	36,906	<b>37.3%</b>
Other Personnel Expense	2,880	2,880	1,772	1,108	<b>38.5%</b>
Office Expense & Supplies	5,600	5,600	704	4,896	87.4%
Telephone & Utilities	650	650	348	302	46.5%
Maintenance & Repair	500	500	-	500	100.0%
Professional Services	1,250	1,250	2,401	(1,151)	<b>-92.1%</b>
Other Services & Charges	500	500	-	500	100.0%
Other Expenses	7,550	7,550	4,175	3,375	44.7%
Travel	2,000	2,000	806	1,194	59.7%
Total	\$ 404,805	\$ 404,805	\$ 238,396	\$ 166,409	41.1%

	Original FY 2017 / 18 Budget	Adjusted FY 2017 / 18 Budget	Year to Date Activity	Available Balance	Percent of Budget Available
<b>1250 County Auditor</b>					
Salaries	\$ 1,084,366	\$ 1,084,366	\$ 638,155	\$ 446,211	41.1%
Salaries Overtime	7,500	8,500	8,207	293	3.4%
Other Salary & Supplements	14,880	21,180	16,369	4,811	22.7%
Employee Benefits	441,662	441,662	292,112	149,550	33.9%
Other Personnel Expense	2,160	2,160	1,329	831	38.5%
Office Expense & Supplies	23,500	21,000	12,871	8,129	38.7%
Telephone & Utilities	5,000	5,000	2,371	2,629	52.6%
Maintenance & Repair	1,000	1,000	534	466	46.6%
Professional Services	334,000	331,500	240,970	90,530	27.3%
Other Services & Charges	7,685	7,685	1,506	6,179	80.4%
Other Expenses	18,000	15,700	10,363	5,337	34.0%
Travel	15,000	15,000	5,633	9,367	62.4%
Total	\$ 1,954,753	\$ 1,954,753	\$ 1,230,422	\$ 724,331	37.1%
<b>1270 County Purchasing</b>					
Salaries	\$ 381,555	\$ 381,555	\$ 229,482	\$ 152,073	39.9%
Salaries Overtime	1,000	1,000	-	1,000	100.0%
Other Salary & Supplements	4,260	4,260	2,031	2,229	52.3%
Employee Benefits	172,372	172,372	117,133	55,239	32.0%
Other Personnel Expense	2,880	2,880	1,772	1,108	38.5%
Office Expense & Supplies	11,625	11,625	4,469	7,156	61.6%
Food & Kitchen Expenses	100	100	-	100	100.0%
Telephone & Utilities	2,675	2,675	1,260	1,415	52.9%
Maintenance & Repair	7,575	7,575	2,323	5,252	69.3%
Professional Services	1,500	1,500	22	1,478	98.5%
Other Services & Charges	15,323	15,323	12,641	2,682	17.5%
Other Expenses	12,830	12,830	4,131	8,699	67.8%
Travel	3,000	3,000	373	2,627	87.6%
Total	\$ 616,695	\$ 616,695	\$ 375,637	\$ 241,058	39.1%

	Original FY 2017 / 18 Budget	Adjusted FY 2017 / 18 Budget	Year to Date Activity	Available Balance	Percent of Budget Available
<b>1275 Veterans' Service</b>					
Salaries	\$ 74,277	\$ 74,277	\$ 45,095	\$ 29,182	<b>39.3%</b>
Employee Benefits	31,325	31,325	20,470	10,855	<b>34.7%</b>
Other Personnel Expense	2,520	2,520	1,551	969	<b>38.5%</b>
Office Expense & Supplies	3,400	3,400	449	2,951	86.8%
Telephone & Utilities	-	-	363	(363)	<b>0.0%</b>
Maintenance & Repair	200	200	-	200	100.0%
Professional Services	700	400	-	400	100.0%
Other Services & Charges	19,301	19,601	14,629	4,972	<b>25.4%</b>
Other Expenses	2,790	2,790	1,361	1,429	51.2%
Travel	3,000	3,000	-	3,000	100.0%
Total	\$ 137,513	\$ 137,513	\$ 83,919	\$ 53,594	<b>39.0%</b>
<b>1280 Employees' Benefits</b>					
Employee Benefits	\$ 52,276	\$ 52,276	\$ -	\$ 52,276	100.0%
Office Expense & Supplies	1,250	1,250	53	1,197	95.8%
Food & Kitchen Expenses	700	700	-	700	100.0%
Professional Services	134,620	134,620	47,977	86,643	64.4%
Other Services & Charges	15,000	15,000	72	14,928	99.5%
Other Expenses	1,500	1,500	-	1,500	100.0%
Total	\$ 205,346	\$ 205,346	\$ 48,102	\$ 157,244	76.6%
<b>1285 General Administration</b>					
Office Expense & Supplies	\$ 4,550	\$ 4,550	\$ 3,520	\$ 1,030	<b>22.6%</b>
Food & Kitchen Expenses	1,000	1,000	640	360	<b>36.0%</b>
Professional Services	431,000	431,000	263,332	167,668	<b>38.9%</b>
Reserve Appropriations	2,200,000	2,138,516	-	2,138,516	100.0%
Other Services & Charges	1,148,647	1,165,956	646,313	519,643	44.6%
Other Expenses	7,174	7,174	4,691	2,483	<b>34.6%</b>
Travel	15,000	15,000	3,715	11,285	75.2%
Total	\$ 3,807,371	\$ 3,763,196	\$ 922,212	\$ 2,840,984	75.5%
<b>Total General Government</b>	<b>\$ 19,820,202</b>	<b>\$ 19,804,027</b>	<b>\$ 9,734,140</b>	<b>\$ 10,069,887</b>	<b>50.8%</b>

	Original FY 2017 / 18 Budget	Adjusted FY 2017 / 18 Budget	Year to Date Activity	Available Balance	Percent of Budget Available
<b>Buildings &amp; Facilities</b>					
<b>1400 General Repairs - Building</b>					
Salaries	\$ 58,344	\$ 58,344	\$ 34,828	\$ 23,516	40.3%
Salaries Overtime	3,500	3,500	2,321	1,179	33.7%
Other Salary & Supplements	780	780	480	300	38.5%
Employee Benefits	33,394	33,394	23,140	10,254	30.7%
Maintenance & Repair	4,679	4,679	164	4,515	96.5%
Total	\$ 100,697	\$ 100,697	\$ 60,932	\$ 39,765	39.5%
<b>1440 Ronnie H. Polston Bldg</b>					
Salaries	\$ 24,086	\$ 24,086	\$ 14,409	\$ 9,677	40.2%
Employee Benefits	13,399	13,399	8,975	4,424	33.0%
Office Expense & Supplies	1,200	1,200	225	975	81.3%
Telephone & Utilities	21,366	21,366	9,832	11,534	54.0%
Maintenance & Repair	1,000	1,000	261	739	73.9%
Total	\$ 61,051	\$ 61,051	\$ 33,701	\$ 27,350	44.8%
<b>1450 Bill Bode County Building</b>					
Salaries	\$ 30,545	\$ 30,545	\$ 16,858	\$ 13,687	44.8%
Other Salary & Supplements	810	810	480	330	40.7%
Employee Benefits	18,730	18,730	9,021	9,709	51.8%
Office Expense & Supplies	1,000	1,000	652	348	34.8%
Telephone & Utilities	19,800	19,800	8,937	10,863	54.9%
Maintenance & Repair	900	900	-	900	100.0%
Total	\$ 71,785	\$ 71,785	\$ 35,947	\$ 35,838	49.9%
<b>1460 Robert N. Barnes Juv. Facility</b>					
Telephone & Utilities	\$ 329,857	\$ 329,857	\$ 134,045	\$ 195,812	59.4%
Maintenance & Repair	3,200	3,200	223	2,977	93.0%
Other Services & Charges	2,200	2,200	142	2,058	93.5%
Total	\$ 335,257	\$ 335,257	\$ 134,410	\$ 200,847	59.9%
<b>1465 Broadway Warehouse</b>					
Telephone & Utilities	\$ 6,392	\$ 6,392	\$ 3,815	\$ 2,577	40.3%
Total	\$ 6,392	\$ 6,392	\$ 3,815	\$ 2,577	40.3%



	Original FY 2017 / 18 Budget	Adjusted FY 2017 / 18 Budget	Year to Date Activity	Available Balance	Percent of Budget Available
<b>1470 Records Management Department</b>					
Salaries	\$ 234,104	\$ 234,104	\$ 139,786	\$ 94,318	40.3%
Salaries Overtime	-	2,290	2,290	0	0.0%
Other Salary & Supplements	36,660	36,660	19,309	17,351	47.3%
Employee Benefits	97,479	97,479	65,224	32,255	33.1%
Office Expense & Supplies	4,500	4,500	2,784	1,716	38.1%
Telephone & Utilities	27,496	27,496	10,330	17,166	62.4%
Maintenance & Repair	29,500	27,210	4,672	22,538	82.8%
Professional Services	-	-	-	-	0.0%
Other Services & Charges	216,345	216,345	122,508	93,838	43.4%
Other Expenses	4,000	4,000	1,892	2,108	52.7%
Travel	900	900	-	900	100.0%
Total	\$ 650,984	\$ 650,984	\$ 368,794	\$ 282,190	43.3%
<b>1490 CSCD Cook Building</b>					
Office Expense & Supplies	18,000	18,000	10,740	7,260	40.3%
Telephone & Utilities	83,914	83,914	32,778	51,136	60.9%
Maintenance & Repair	2,750	2,750	747	2,003	72.8%
Other Services & Charges	67,800	67,800	45,178	22,622	33.4%
Other Expenses	9,090	9,090	7,366	1,724	19.0%
Total	\$ 181,554	\$ 181,554	\$ 96,808	\$ 84,746	46.7%
<b>1500 Mechanical Maintenance</b>					
Salaries	\$ 292,656	\$ 292,656	\$ 156,528	\$ 136,128	46.5%
Salaries Overtime	25,000	25,000	40	24,960	99.8%
Other Salary & Supplements	1,980	1,980	1,219	761	38.5%
Employee Benefits	142,217	142,217	90,370	51,847	36.5%
Other Personnel Expense	2,000	2,000	705	1,295	64.8%
Office Expense & Supplies	3,500	3,500	277	3,223	92.1%
Telephone & Utilities	1,271,799	1,271,799	654,963	616,836	48.5%
Maintenance & Repair	12,026	12,026	3,071	8,955	74.5%
Professional Services	16,200	16,200	5,988	10,212	63.0%
Reserve Appropriations	750,000	750,000	-	750,000	100.0%
Other Services & Charges	1,500	1,500	240	1,260	84.0%
Total	\$ 2,518,878	\$ 2,518,878	\$ 913,401	\$ 1,605,477	63.7%

	Original FY 2017 / 18 Budget	Adjusted FY 2017 / 18 Budget	Year to Date Activity	Available Balance	Percent of Budget Available
<b>1510 Agua Dulce Building</b>					
Salaries	\$ 12,906	\$ 12,906	\$ 7,458	\$ 5,448	42.2%
Salaries Overtime	-	-	-	-	0.0%
Other Salary & Supplements	-	-	-	-	0.0%
Employee Benefits	8,760	8,760	6,024	2,736	31.2%
Office Expense & Supplies	1,400	1,400	740	660	47.2%
Telephone & Utilities	21,670	21,670	8,945	12,725	58.7%
Maintenance & Repair	500	500	178	322	64.4%
Total	\$ 45,236	\$ 45,236	\$ 23,346	\$ 21,890	48.4%
<b>1520 Bishop Building</b>					
Office Expense & Supplies	1,200	1,200	410	790	65.8%
Telephone & Utilities	39,850	39,850	25,160	14,690	36.9%
Maintenance & Repair	500	500	199	301	60.2%
Total	\$ 41,550	\$ 41,550	\$ 25,769	\$ 15,781	38.0%
<b>1530 Port Aransas Building</b>					
Salaries	\$ 11,471	\$ 11,471	\$ 6,839	\$ 4,632	40.4%
Employee Benefits	2,717	2,717	1,738	979	36.0%
Office Expense & Supplies	1,050	1,050	32	1,018	97.0%
Telephone & Utilities	20,301	20,301	506	19,795	97.5%
Maintenance & Repair	500	500	-	500	100.0%
Other Services & Charges	-	-	-	-	0.0%
Total	\$ 36,039	\$ 36,039	\$ 9,114	\$ 26,925	74.7%
<b>1540 Johnny S. Calderon Co. Bldg</b>					
Salaries	\$ 79,477	\$ 79,477	\$ 47,401	\$ 32,076	40.4%
Salaries Overtime	-	-	-	-	0.0%
Other Salary & Supplements	720	720	443	277	38.5%
Employee Benefits	42,062	42,062	28,476	13,586	32.3%
Office Expense & Supplies	4,500	4,500	2,094	2,406	53.5%
Telephone & Utilities	105,235	105,235	51,943	53,292	50.6%
Maintenance & Repair	1,950	1,950	343	1,607	82.4%
Other Services & Charges	200	200	72	128	64.2%
Total	\$ 234,144	\$ 234,144	\$ 130,772	\$ 103,372	44.1%

	Original FY 2017 / 18 Budget	Adjusted FY 2017 / 18 Budget	Year to Date Activity	Available Balance	Percent of Budget Available
<b>1545 Keach Library Building</b>					
Salaries	\$ 25,210	\$ 25,210	\$ 15,056	\$ 10,154	40.3%
Salaries Overtime	1,000	1,000	-	1,000	100.0%
Other Salary & Supplements	1,800	1,800	1,108	692	38.5%
Employee Benefits	14,079	14,079	9,578	4,501	32.0%
Office Expense & Supplies	1,400	1,900	1,241	659	34.7%
Telephone & Utilities	198,788	198,788	87,694	111,094	55.9%
Maintenance & Repair	500	500	23	477	95.4%
Other Services & Charges	-	-	-	-	0.0%
Total	\$ 242,777	\$ 243,277	\$ 114,699	\$ 128,578	52.9%
<b>1550 Agriculture Bldg - Robstown</b>					
Office Expense & Supplies	\$ -	\$ -	\$ -	\$ -	0.0%
Telephone & Utilities	13,500	13,500	2,289	11,211	83.0%
Maintenance & Repair	22,360	22,360	68	22,292	99.7%
Other Services & Charges	323	323	215	108	33.3%
Total	\$ 36,183	\$ 36,183	\$ 2,573	\$ 33,610	92.9%
<b>1565 Medical Examiner Building</b>					
Office Expense & Supplies	\$ 250	\$ 250	\$ -	\$ 250	100.0%
Telephone & Utilities	28,985	28,985	13,467	15,518	53.5%
Maintenance & Repair	500	500	113	387	77.4%
Total	\$ 29,735	\$ 29,735	\$ 13,580	\$ 16,155	54.3%
<b>1570 Building Superintendent</b>					
Salaries	\$ 338,458	\$ 338,458	\$ 184,066	\$ 154,392	45.6%
Salaries Overtime	2,500	5,500	2,755	2,745	49.9%
Other Salary & Supplements	4,890	4,890	3,319	1,571	32.1%
Employee Benefits	100,314	100,314	70,395	29,919	29.8%
Other Personnel Expense	8,648	8,648	3,450	5,198	60.1%
Office Expense & Supplies	5,222	5,222	1,450	3,772	72.2%
Telephone & Utilities	7,300	7,300	3,873	3,427	46.9%
Maintenance & Repair	2,088,627	2,084,527	1,068,371	1,016,156	48.7%
Professional Services	33,200	33,200	9,497	23,704	71.4%
Other Services & Charges	934,545	934,545	619,646	314,899	33.7%
Other Expenses	3,000	3,000	1,842	1,158	38.6%
Travel	4,000	4,000	-	4,000	100.0%
Total	\$ 3,530,704	\$ 3,529,604	\$ 1,968,664	\$ 1,560,940	44.2%

	Original FY 2017 / 18 Budget	Adjusted FY 2017 / 18 Budget	Year to Date Activity	Available Balance	Percent of Budget Available
<b>1580 Welfare Bldg - Robstown</b>					
Office Expense & Supplies	800	800	289	511	63.9%
Telephone & Utilities	20,746	20,746	8,922	11,824	57.0%
Maintenance & Repair	500	500	-	500	100.0%
Total	\$ 22,046	\$ 22,046	\$ 9,211	\$ 12,835	58.2%
<b>1590 Hilltop Facility</b>					
Salaries	\$ 70,782	\$ 70,782	\$ 36,048	\$ 34,734	49.1%
Salaries Overtime	-	-	0	(0)	0.0%
Other Salary & Supplements	780	780	480	300	38.5%
Employee Benefits	36,514	36,514	22,917	13,597	37.2%
Office Expense & Supplies	7,000	7,000	417	6,583	94.0%
Telephone & Utilities	41,518	41,518	16,322	25,196	60.7%
Maintenance & Repair	46,000	46,000	25,157	20,843	45.3%
Other Services & Charges	12,323	12,323	4,337	7,986	64.8%
Total	\$ 214,917	\$ 214,917	\$ 105,678	\$ 109,239	50.8%
<b>1600 Precinct III Yard Buildings</b>					
Office Expense & Supplies	\$ 500	\$ 500	\$ 109	\$ 391	78.2%
Telephone & Utilities	18,000	18,000	8,109	9,891	54.9%
Maintenance & Repair	500	1,100	677	423	38.4%
Total	\$ 19,000	\$ 19,600	\$ 8,896	\$ 10,704	54.6%
<b>1740 McKenzie Jail Annex</b>					
Salaries	\$ 101,213	\$ 101,213	\$ 44,064	\$ 57,149	56.5%
Salaries Overtime	4,000	4,000	-	4,000	100.0%
Employee Benefits	38,690	38,690	22,856	15,834	40.9%
Office Expense & Supplies	500	500	-	500	100.0%
Telephone & Utilities	605,763	605,763	295,291	310,472	51.3%
Maintenance & Repair	8,118	8,118	4,003	4,115	50.7%
Professional Services	-	-	-	-	0.0%
Other Services & Charges	3,823	3,823	449	3,374	88.3%
Total	\$ 762,107	\$ 762,107	\$ 366,663	\$ 395,444	51.9%

	Original FY 2017 / 18 Budget	Adjusted FY 2017 / 18 Budget	Year to Date Activity	Available Balance	Percent of Budget Available
<b>1760 Robstown Community Building</b>					
Office Expense & Supplies	\$ 1,500	\$ 1,500	\$ -	\$ 1,500	100.0%
Telephone & Utilities	42,505	42,505	19,844	22,661	53.3%
Maintenance & Repair	36,500	36,500	12,775	23,725	65.0%
Other Services & Charges	5,000	5,000	3,202	1,798	<b>36.0%</b>
Total	\$ 85,505	\$ 85,505	\$ 35,821	\$ 49,684	58.1%
<b>1770 Sr Community Services Bldgs.</b>					
Office Expense & Supplies	\$ 1,000	\$ 1,000	\$ -	\$ 1,000	100.0%
Telephone & Utilities	37,247	37,247	16,414	20,833	55.9%
Maintenance & Repair	24,700	24,700	6,189	18,511	74.9%
Other Services & Charges	4,000	4,000	1,348	2,652	66.3%
Total	\$ 66,947	\$ 66,947	\$ 23,951	\$ 42,996	64.2%
<b>1780 David Berlanga,Sr. Bldg</b>					
Office Expense & Supplies	\$ 500	\$ 500	\$ -	\$ 500	100.0%
Telephone & Utilities	22,941	22,941	9,129	13,812	60.2%
Maintenance & Repair	12,850	12,850	963	11,888	92.5%
Other Services & Charges	1,760	1,760	620	1,140	64.8%
Total	\$ 38,051	\$ 38,051	\$ 10,712	\$ 27,339	71.8%
<b>Total Buildings &amp; Facilities</b>	<b>\$ 9,331,539</b>	<b>\$ 9,331,539</b>	<b>\$ 4,497,256</b>	<b>\$ 4,834,283</b>	<b>51.8%</b>
<b>Administration of Justice</b>					
<b>3110 County Court at Law 1</b>					
Salaries	\$ 335,693	\$ 335,693	\$ 199,439	\$ 136,254	40.6%
Salaries Overtime	-	-	0	(0)	<b>0.0%</b>
Other Salary & Supplements	4,880	6,470	6,073	397	<b>6.1%</b>
Employee Benefits	126,220	124,630	60,890	63,740	51.1%
Office Expense & Supplies	4,265	4,265	2,369	1,896	44.5%
Maintenance & Repair	500	500	81	419	83.8%
Professional Services	1,918	1,918	427	1,491	77.7%
Special Personnel Services	198,500	198,500	58,631	139,869	70.5%
Other Services & Charges	1,367	2,867	2,127	740	<b>25.8%</b>
Other Expenses	4,025	4,025	2,539	1,486	<b>36.9%</b>
Travel	1,300	1,300	-	1,300	100.0%
Total	\$ 678,668	\$ 680,168	\$ 332,575	\$ 347,593	51.1%

	Original FY 2017 / 18 Budget	Adjusted FY 2017 / 18 Budget	Year to Date Activity	Available Balance	Percent of Budget Available
<b>3120 County Court at Law 2</b>					
Salaries	\$ 321,570	\$ 321,570	\$ 205,331	\$ 116,239	<b>36.1%</b>
Salaries Overtime	-	-	-	-	<b>0.0%</b>
Other Salary & Supplements	4,760	4,760	1,680	3,080	64.7%
Employee Benefits	91,640	91,640	71,592	20,048	<b>21.9%</b>
Office Expense & Supplies	4,600	4,600	2,370	2,230	48.5%
Maintenance & Repair	500	500	81	419	83.8%
Professional Services	900	900	505	395	43.9%
Special Personnel Services	198,500	198,500	68,718	129,782	65.4%
Other Services & Charges	1,166	2,666	1,944	722	<b>27.1%</b>
Other Expenses	4,518	4,518	3,213	1,305	<b>28.9%</b>
Travel	1,300	1,300	844	456	<b>35.1%</b>
Total	\$ 629,454	\$ 630,954	\$ 356,278	\$ 274,676	43.5%
<b>3130 County Court at Law 3</b>					
Salaries	\$ 313,167	\$ 313,167	\$ 201,118	\$ 112,049	<b>35.8%</b>
Salaries Overtime	-	-	-	-	<b>0.0%</b>
Other Salary & Supplements	3,440	3,440	1,237	2,203	64.0%
Employee Benefits	89,610	89,610	57,084	32,526	<b>36.3%</b>
Office Expense & Supplies	3,465	3,465	2,697	768	<b>22.2%</b>
Maintenance & Repair	500	500	81	419	83.8%
Professional Services	1,918	1,818	802	1,016	55.9%
Special Personnel Services	198,500	198,500	73,347	125,153	63.0%
Other Services & Charges	1,868	3,268	2,412	856	<b>26.2%</b>
Other Expenses	4,518	4,518	3,213	1,305	<b>28.9%</b>
Travel	1,300	1,500	506	994	66.3%
Total	\$ 618,286	\$ 619,786	\$ 342,497	\$ 277,289	44.7%

	Original FY 2017 / 18 Budget	Adjusted FY 2017 / 18 Budget	Year to Date Activity	Available Balance	Percent of Budget Available
<b>3140 County Court at Law 4</b>					
Salaries	\$ 313,811	\$ 313,811	\$ 199,639	\$ 114,172	<b>36.4%</b>
Other Salary & Supplements	3,560	3,560	923	2,637	74.1%
Employee Benefits	93,678	93,678	58,829	34,849	<b>37.2%</b>
Office Expense & Supplies	3,565	3,565	1,645	1,920	53.9%
Telephone & Utilities	-	-	-	-	<b>0.0%</b>
Maintenance & Repair	500	500	81	419	83.8%
Professional Services	1,918	1,918	427	1,491	77.7%
Special Personnel Services	198,500	198,500	63,502	134,998	68.0%
Other Services & Charges	1,457	2,957	2,138	819	<b>27.7%</b>
Other Expenses	4,025	4,025	2,539	1,487	<b>36.9%</b>
Travel	1,300	1,300	-	1,300	100.0%
Total	\$ 622,314	\$ 623,814	\$ 329,722	\$ 294,092	47.1%
<b>3150 County Court at Law 5</b>					
Salaries	\$ 323,417	\$ 323,417	\$ 213,937	\$ 109,480	<b>33.9%</b>
Salaries Overtime	-	-	3	(3)	<b>0.0%</b>
Other Salary & Supplements	-	2,000	1,469	531	<b>26.6%</b>
Employee Benefits	111,117	111,117	69,776	41,341	<b>37.2%</b>
Office Expense & Supplies	6,000	6,000	4,516	1,484	<b>24.7%</b>
Maintenance & Repair	500	500	81	419	83.8%
Professional Services	1,918	1,918	792	1,126	58.7%
Special Personnel Services	433,500	433,500	400,968	32,532	<b>7.5%</b>
Other Services & Charges	1,408	2,908	2,105	803	<b>27.6%</b>
Other Expenses	6,500	6,500	3,755	2,745	42.2%
Travel	1,300	1,300	552	748	57.6%
Total	\$ 885,660	\$ 889,160	\$ 697,954	\$ 191,206	<b>21.5%</b>
<b>3200 Legal Aid</b>					
Salaries	\$ 59,301	\$ 59,301	\$ 36,493	\$ 22,808	<b>38.5%</b>
Employee Benefits	12,499	12,499	7,634	4,865	<b>38.9%</b>
Office Expense & Supplies	5,000	5,000	2,710	2,290	45.8%
Other Services & Charges	25,000	25,000	25,000	-	<b>0.0%</b>
Total	\$ 101,800	\$ 101,800	\$ 71,836	\$ 29,964	<b>29.4%</b>

	Original FY 2017 / 18 Budget	Adjusted FY 2017 / 18 Budget	Year to Date Activity	Available Balance	Percent of Budget Available
<b>3250 Magistrate/ DWI Drug Court</b>					
Salaries	\$ 194,051	\$ 194,051	\$ 118,859	\$ 75,192	<b>38.7%</b>
Salaries Overtime	-	-	-	-	<b>0.0%</b>
Other Salary & Supplements	1,800	1,800	1,108	692	<b>38.5%</b>
Employee Benefits	48,996	48,996	38,498	10,498	<b>21.4%</b>
Office Expense & Supplies	3,650	3,650	2,672	978	<b>26.8%</b>
Professional Services	1,200	1,200	-	1,200	100.0%
Special Personnel Services	5,000	5,000	-	5,000	100.0%
Other Services & Charges	700	700	100	600	85.7%
Other Expenses	7,000	7,000	4,318	2,682	<b>38.3%</b>
Travel	4,000	4,000	-	4,000	100.0%
Total	\$ 266,397	\$ 266,397	\$ 165,555	\$ 100,842	<b>37.9%</b>
<b>3300 Court Administration</b>					
Salaries	\$ 250,328	\$ 250,328	\$ 146,462	\$ 103,866	41.5%
Salaries Overtime	-	327	327	0	<b>0.1%</b>
Other Salary & Supplements	38,680	38,680	16,151	22,529	58.2%
Employee Benefits	100,530	100,530	73,938	26,592	<b>26.5%</b>
Office Expense & Supplies	5,200	5,200	3,934	1,266	<b>24.3%</b>
Food & Kitchen Expenses	1,200	1,950	1,619	331	<b>17.0%</b>
Maintenance & Repair	1,000	600	-	600	100.0%
Professional Services	500	2,025	1,273	752	<b>37.1%</b>
Special Personnel Services	292,500	269,173	1,897	267,276	99.3%
Other Services & Charges	49,765	49,765	54,303	(4,538)	<b>-9.1%</b>
Other Expenses	11,700	11,700	4,952	6,748	57.7%
Travel	2,600	2,225	477	1,748	78.5%
Total	\$ 754,003	\$ 732,503	\$ 305,333	\$ 427,170	58.3%



	Original FY 2017 / 18 Budget	Adjusted FY 2017 / 18 Budget	Year to Date Activity	Available Balance	Percent of Budget Available
<b>3305 Title IV-D Court</b>					
Salaries	\$ 127,525	\$ 127,525	\$ 77,787	\$ 49,738	39.0%
Other Salary & Supplements	1,740	1,740	1,071	669	38.5%
Employee Benefits	42,669	42,669	27,174	15,495	36.3%
Office Expense & Supplies	1,370	1,520	2,008	(488)	-32.1%
Maintenance & Repair	250	250	81	169	67.6%
Professional Services	760	760	333	427	56.2%
Other Services & Charges	300	150	-	150	100.0%
Total	\$ 174,614	\$ 174,614	\$ 108,454	\$ 66,160	37.9%
<b>3310 28th District Court</b>					
Salaries	\$ 167,086	\$ 167,086	\$ 102,254	\$ 64,832	38.8%
Salaries Overtime	1,000	1,000	-	1,000	100.0%
Other Salary & Supplements	23,060	23,060	14,732	8,328	36.1%
Employee Benefits	62,886	62,886	29,719	33,167	52.7%
Office Expense & Supplies	3,825	3,825	1,119	2,706	70.7%
Maintenance & Repair	500	500	81	419	83.8%
Professional Services	2,018	2,018	427	1,591	78.9%
Special Personnel Services	352,140	352,140	115,383	236,757	67.2%
Other Services & Charges	1,593	3,093	2,095	998	32.3%
Other Expenses	3,335	3,335	2,047	1,288	38.6%
Travel	1,500	1,500	-	1,500	100.0%
Total	\$ 618,943	\$ 620,443	\$ 267,858	\$ 352,585	56.8%

	Original FY 2017 / 18 Budget	Adjusted FY 2017 / 18 Budget	Year to Date Activity	Available Balance	Percent of Budget Available
<b>3320 94th District Court</b>					
Salaries	\$ 168,418	\$ 168,418	\$ 102,776	\$ 65,642	<b>39.0%</b>
Salaries Overtime	1,000	1,000	-	1,000	100.0%
Other Salary & Supplements	23,060	23,060	14,252	8,808	<b>38.2%</b>
Employee Benefits	67,106	67,106	43,113	23,993	<b>35.8%</b>
Office Expense & Supplies	3,825	3,825	1,404	2,421	63.3%
Maintenance & Repair	500	500	81	419	83.8%
Professional Services	2,018	2,018	752	1,266	62.7%
Special Personnel Services	352,140	352,140	206,366	145,774	41.4%
Other Services & Charges	2,200	3,700	2,500	1,200	<b>32.4%</b>
Other Expenses	3,140	3,140	1,860	1,280	40.8%
Travel	1,500	1,500	830	670	44.6%
Total	\$ 624,907	\$ 626,407	\$ 373,935	\$ 252,472	40.3%
<b>3330 105th District Court</b>					
Salaries	\$ 146,911	\$ 146,911	\$ 89,747	\$ 57,164	<b>38.9%</b>
Salaries Overtime	1,000	100	5	95	95.2%
Other Salary & Supplements	20,000	20,000	12,369	7,631	<b>38.2%</b>
Employee Benefits	50,217	50,217	37,625	12,592	<b>25.1%</b>
Office Expense & Supplies	3,525	2,185	809	1,376	63.0%
Maintenance & Repair	500	500	81	419	83.8%
Professional Services	2,018	2,018	977	1,041	51.6%
Special Personnel Services	185,140	185,140	114,350	70,790	<b>38.2%</b>
Other Services & Charges	1,687	3,187	2,207	980	<b>30.8%</b>
Other Expenses	2,800	2,800	1,624	1,176	42.0%
Travel	1,500	3,740	2,812	928	<b>24.8%</b>
Total	\$ 415,298	\$ 416,798	\$ 262,605	\$ 154,193	<b>37.0%</b>

	Original FY 2017 / 18 Budget	Adjusted FY 2017 / 18 Budget	Year to Date Activity	Available Balance	Percent of Budget Available
<b>3340 117th District Court</b>					
Salaries	\$ 180,190	\$ 180,190	\$ 110,235	\$ 69,955	<b>38.8%</b>
Salaries Overtime	1,000	1,000	-	1,000	100.0%
Other Salary & Supplements	23,000	23,000	14,622	8,378	<b>36.4%</b>
Employee Benefits	69,425	69,425	47,379	22,046	<b>31.8%</b>
Office Expense & Supplies	3,625	3,625	1,649	1,976	54.5%
Maintenance & Repair	500	500	81	419	83.8%
Professional Services	2,018	2,018	752	1,266	62.7%
Special Personnel Services	352,140	352,140	150,540	201,600	57.3%
Other Services & Charges	1,366	2,866	1,944	922	<b>32.2%</b>
Other Expenses	3,140	3,140	1,905	1,235	<b>39.3%</b>
Travel	1,500	1,500	814	686	45.7%
Total	\$ 637,904	\$ 639,404	\$ 329,920	\$ 309,484	48.4%
<b>3350 148th District Court</b>					
Salaries	\$ 153,337	\$ 153,337	\$ 93,859	\$ 59,478	<b>38.8%</b>
Salaries Overtime	1,000	1,000	495	505	50.5%
Other Salary & Supplements	21,800	21,800	14,199	7,601	<b>34.9%</b>
Employee Benefits	67,782	67,782	43,997	23,785	<b>35.1%</b>
Office Expense & Supplies	3,525	3,525	2,106	1,419	40.2%
Maintenance & Repair	500	500	81	419	83.8%
Professional Services	2,018	2,018	852	1,166	57.8%
Special Personnel Services	352,140	352,140	137,254	214,886	61.0%
Other Services & Charges	2,200	3,700	2,500	1,200	<b>32.4%</b>
Other Expenses	3,220	3,220	1,407	1,813	56.3%
Travel	1,500	1,500	830	670	44.7%
Total	\$ 609,022	\$ 610,522	\$ 297,580	\$ 312,942	51.3%

	Original FY 2017 / 18 Budget	Adjusted FY 2017 / 18 Budget	Year to Date Activity	Available Balance	Percent of Budget Available
<b>3360 214th District Court</b>					
Salaries	\$ 145,559	\$ 145,559	\$ 88,907	\$ 56,652	<b>38.9%</b>
Salaries Overtime	1,000	1,000	320	680	68.0%
Other Salary & Supplements	20,000	20,000	12,000	8,000	<b>40.0%</b>
Employee Benefits	69,603	69,603	38,402	31,201	44.8%
Office Expense & Supplies	3,925	3,925	2,527	1,398	<b>35.6%</b>
Maintenance & Repair	500	500	81	419	83.8%
Professional Services	2,018	2,018	1,177	841	41.7%
Special Personnel Services	352,140	352,140	189,433	162,707	46.2%
Other Services & Charges	2,200	3,700	2,500	1,200	<b>32.4%</b>
Other Expenses	2,610	2,610	1,407	1,203	46.1%
Travel	1,500	1,500	-	1,500	100.0%
Total	\$ 601,055	\$ 602,555	\$ 336,756	\$ 265,799	44.1%
<b>3370 319th District Court</b>					
Salaries	\$ 159,390	\$ 159,390	\$ 97,427	\$ 61,963	<b>38.9%</b>
Salaries Overtime	1,000	1,800	1,635	165	<b>9.2%</b>
Other Salary & Supplements	21,800	22,300	13,997	8,303	<b>37.2%</b>
Employee Benefits	53,197	53,197	34,313	18,884	<b>35.5%</b>
Office Expense & Supplies	3,825	3,325	1,248	2,077	62.5%
Maintenance & Repair	500	500	81	419	83.8%
Professional Services	2,018	1,718	427	1,291	75.2%
Special Personnel Services	352,140	352,140	178,942	173,198	49.2%
Other Services & Charges	1,629	3,129	2,119	1,010	<b>32.3%</b>
Other Expenses	3,000	3,000	1,762	1,238	41.3%
Travel	1,500	1,000	-	1,000	100.0%
Total	\$ 599,999	\$ 601,499	\$ 331,952	\$ 269,547	44.8%

	Original FY 2017 / 18 Budget	Adjusted FY 2017 / 18 Budget	Year to Date Activity	Available Balance	Percent of Budget Available
<b>3380 347th District Court</b>					
Salaries	\$ 173,327	\$ 173,327	\$ 104,966	\$ 68,361	<b>39.4%</b>
Salaries Overtime	1,000	1,000	775	225	<b>22.5%</b>
Other Salary & Supplements	23,360	23,360	14,068	9,292	<b>39.8%</b>
Employee Benefits	84,637	84,637	55,233	29,404	<b>34.7%</b>
Office Expense & Supplies	4,125	4,125	2,060	2,065	50.0%
Maintenance & Repair	500	500	81	419	83.8%
Professional Services	2,018	2,018	827	1,191	59.0%
Special Personnel Services	352,140	352,140	221,677	130,463	<b>37.0%</b>
Other Services & Charges	2,044	3,544	2,396	1,148	<b>32.4%</b>
Other Expenses	3,000	3,000	1,816	1,184	<b>39.5%</b>
Travel	1,500	1,500	284	1,216	81.0%
Total	\$ 647,651	\$ 649,151	\$ 404,183	\$ 244,968	<b>37.7%</b>
<b>3480 Juvenile Probation</b>					
Salaries	\$ 1,621,950	\$ 1,621,950	\$ 975,741	\$ 646,209	<b>39.8%</b>
Salaries Overtime	4,500	4,500	4,541	(41)	<b>-0.9%</b>
Other Salary & Supplements	23,975	23,975	15,951	8,024	<b>33.5%</b>
Employee Benefits	731,620	731,620	460,259	271,361	<b>37.1%</b>
Other Personnel Expense	52,000	52,000	28,651	23,349	44.9%
Office Expense & Supplies	27,050	27,050	14,065	12,985	48.0%
Food & Kitchen Expenses	-	-	-	-	<b>0.0%</b>
Telephone & Utilities	10,200	10,200	2,753	7,447	73.0%
Maintenance & Repair	16,414	16,414	7,533	8,881	54.1%
Professional Services	11,600	11,600	3,967	7,633	65.8%
Other Services & Charges	21,936	21,936	15,740	6,196	<b>28.2%</b>
Other Expenses	13,600	13,600	9,084	4,516	<b>33.2%</b>
Travel	35,000	35,000	20,453	14,547	41.6%
Total	\$ 2,569,845	\$ 2,569,845	\$ 1,558,738	\$ 1,011,107	<b>39.3%</b>

	Original FY 2017 / 18 Budget	Adjusted FY 2017 / 18 Budget	Year to Date Activity	Available Balance	Percent of Budget Available
<b>3490 Juvenile Detention</b>					
Salaries	\$ 868,587	\$ 868,587	\$ 487,939	\$ 380,648	43.8%
Salaries Overtime	27,560	27,560	38,647	(11,087)	-40.2%
Other Salary & Supplements	55,280	55,280	25,022	30,258	54.7%
Employee Benefits	392,170	392,170	253,351	138,819	35.4%
Office Expense & Supplies	9,300	9,300	5,632	3,668	39.4%
Food & Kitchen Expenses	110,000	110,000	69,983	40,017	36.4%
Maintenance & Repair	11,500	11,500	2,513	8,987	78.1%
Professional Services	7,000	7,000	2,766	4,234	60.5%
Other Services & Charges	11,000	11,000	1,466	9,534	86.7%
Other Expenses	14,220	14,220	9,793	4,427	31.1%
Travel	1,800	1,800	-	1,800	100.0%
Total	\$ 1,508,417	\$ 1,508,417	\$ 897,111	\$ 611,306	40.5%
<b>3492 Juvenile Justice Post-Adjudica</b>					
Salaries	\$ 1,044,534	\$ 1,025,008	\$ 518,271	\$ 506,737	49.4%
Salaries Overtime	30,000	30,000	32,931	(2,931)	-9.8%
Other Salary & Supplements	35,840	54,566	25,945	28,621	52.5%
Employee Benefits	422,518	422,518	267,596	154,922	36.7%
Other Personnel Expense	-	800	148	652	81.5%
Office Expense & Supplies	8,050	8,050	4,832	3,218	40.0%
Food & Kitchen Expenses	115,000	115,000	47,170	67,830	59.0%
Maintenance & Repair	11,300	11,300	1,227	10,073	89.1%
Professional Services	6,300	6,300	3,792	2,508	39.8%
Other Services & Charges	9,000	9,000	3,116	5,884	65.4%
Other Expenses	4,300	4,300	1,944	2,356	54.8%
Travel	900	900	311	590	65.5%
Total	\$ 1,687,742	\$ 1,687,742	\$ 907,282	\$ 780,460	46.2%

	Original FY 2017 / 18 Budget	Adjusted FY 2017 / 18 Budget	Year to Date Activity	Available Balance	Percent of Budget Available
<b>3510 District Clerk-Jury Admin</b>					
Salaries	\$ 70,263	\$ 70,263	\$ 41,893	\$ 28,370	40.4%
Salaries Overtime	4,400	4,400	-	4,400	100.0%
Other Salary & Supplements	17,120	17,120	5,488	11,632	67.9%
Employee Benefits	22,632	22,632	14,785	7,847	<b>34.7%</b>
Office Expense & Supplies	127,300	127,300	68,213	59,087	46.4%
Maintenance & Repair	45,359	45,359	45,359	-	<b>0.0%</b>
Professional Services	25,300	25,300	13,600	11,700	46.2%
Special Personnel Services	640,530	640,530	195,220	445,310	69.5%
Total	\$ 952,904	\$ 952,904	\$ 384,557	\$ 568,347	59.6%
<b>3530 District Clerk</b>					
Salaries	\$ 1,903,027	\$ 1,903,027	\$ 1,130,837	\$ 772,190	40.6%
Salaries Overtime	10,000	10,000	4,069	5,931	59.3%
Other Salary & Supplements	30,440	30,440	16,583	13,857	45.5%
Employee Benefits	840,244	840,244	580,946	259,298	<b>30.9%</b>
Other Personnel Expense	10,260	10,260	6,674	3,586	<b>35.0%</b>
Office Expense & Supplies	117,060	117,060	81,186	35,874	<b>30.6%</b>
Telephone & Utilities	-	-	-	-	<b>0.0%</b>
Maintenance & Repair	4,000	4,000	1,695	2,305	57.6%
Professional Services	10,000	10,000	1,590	8,410	84.1%
Other Services & Charges	500	500	295	205	41.1%
Other Expenses	29,000	29,000	18,733	10,267	<b>35.4%</b>
Travel	10,000	10,000	2,818	7,182	71.8%
Total	\$ 2,964,531	\$ 2,964,531	\$ 1,845,426	\$ 1,119,105	<b>37.7%</b>

	Original FY 2017 / 18 Budget	Adjusted FY 2017 / 18 Budget	Year to Date Activity	Available Balance	Percent of Budget Available
<b>3600 Justice of the Peace 1-1</b>					
Salaries	\$ 179,427	\$ 179,427	\$ 111,180	\$ 68,247	<b>38.0%</b>
Salaries Overtime	1,000	1,000	991	9	<b>0.9%</b>
Other Salary & Supplements	3,720	3,720	1,682	2,038	54.8%
Employee Benefits	73,144	73,144	48,070	25,074	<b>34.3%</b>
Other Personnel Expense	3,900	3,900	2,600	1,300	<b>33.3%</b>
Office Expense & Supplies	5,200	5,200	3,618	1,582	<b>30.4%</b>
Telephone & Utilities	700	700	348	352	50.3%
Maintenance & Repair	500	500	-	500	100.0%
Professional Services	725	725	230	495	68.3%
Special Personnel Services	400	400	-	400	100.0%
Other Services & Charges	655	655	237	418	63.9%
Other Expenses	9,213	9,213	4,034	5,179	56.2%
Travel	3,500	3,500	739	2,761	78.9%
Total	\$ 282,084	\$ 282,084	\$ 173,728	\$ 108,356	<b>38.4%</b>
<b>3610 Justice of the Peace 1-2</b>					
Salaries	\$ 181,076	\$ 181,076	\$ 112,609	\$ 68,467	<b>37.8%</b>
Salaries Overtime	1,000	1,000	-	1,000	100.0%
Other Salary & Supplements	4,500	4,500	923	3,577	79.5%
Employee Benefits	62,014	62,014	34,769	27,245	43.9%
Other Personnel Expense	3,900	3,900	2,600	1,300	<b>33.3%</b>
Office Expense & Supplies	8,300	8,300	3,461	4,839	58.3%
Telephone & Utilities	1,000	1,000	348	652	65.2%
Maintenance & Repair	500	500	-	500	100.0%
Professional Services	600	600	300	300	50.0%
Special Personnel Services	300	300	-	300	100.0%
Other Services & Charges	300	300	-	300	100.0%
Other Expenses	3,470	3,470	2,314	1,156	<b>33.3%</b>
Travel	3,500	3,500	389	3,111	88.9%
Total	\$ 270,460	\$ 270,460	\$ 157,714	\$ 112,746	41.7%



	Original FY 2017 / 18 Budget	Adjusted FY 2017 / 18 Budget	Year to Date Activity	Available Balance	Percent of Budget Available
<b>3613 Justice of the Peace 1-3</b>					
Salaries	\$ 156,158	\$ 156,158	\$ 97,752	\$ 58,406	<b>37.4%</b>
Salaries Overtime	1,000	1,165	949	216	<b>18.5%</b>
Other Salary & Supplements	15,800	15,800	9,591	6,209	<b>39.3%</b>
Employee Benefits	65,989	65,989	49,932	16,057	<b>24.3%</b>
Other Personnel Expense	3,900	3,900	2,600	1,300	<b>33.3%</b>
Office Expense & Supplies	4,100	4,100	1,330	2,770	67.6%
Telephone & Utilities	1,200	1,200	629	571	47.6%
Maintenance & Repair	500	500	-	500	100.0%
Professional Services	1,000	1,000	450	550	55.0%
Special Personnel Services	400	400	-	400	100.0%
Other Services & Charges	300	300	-	300	100.0%
Other Expenses	2,150	2,150	1,275	875	40.7%
Travel	4,000	3,835	1,740	2,095	54.6%
Total	\$ 256,497	\$ 256,497	\$ 166,248	\$ 90,249	<b>35.2%</b>
<b>3621 Justice of the Peace 2-1</b>					
Salaries	\$ 179,858	\$ 179,858	\$ 107,282	\$ 72,576	40.4%
Salaries Overtime	1,000	1,000	26	974	97.4%
Other Salary & Supplements	4,080	4,080	1,403	2,677	65.6%
Employee Benefits	81,758	81,758	51,808	29,950	<b>36.6%</b>
Other Personnel Expense	3,900	3,900	2,600	1,300	<b>33.3%</b>
Office Expense & Supplies	6,300	6,300	3,588	2,712	43.1%
Telephone & Utilities	2,800	2,800	1,635	1,165	41.6%
Maintenance & Repair	700	900	216	684	76.0%
Professional Services	1,200	1,200	300	900	75.0%
Special Personnel Services	-	-	-	-	<b>0.0%</b>
Other Services & Charges	28,505	28,505	18,287	10,218	<b>35.8%</b>
Other Expenses	2,510	2,510	1,541	969	<b>38.6%</b>
Travel	5,000	4,800	941	3,859	80.4%
Total	\$ 317,611	\$ 317,611	\$ 189,627	\$ 127,984	40.3%

	Original FY 2017 / 18 Budget	Adjusted FY 2017 / 18 Budget	Year to Date Activity	Available Balance	Percent of Budget Available
<b>3622 Justice of the Peace 2-2</b>					
Salaries	\$ 157,552	\$ 157,552	\$ 98,855	\$ 58,697	<b>37.3%</b>
Salaries Overtime	1,000	1,000	130	870	87.0%
Other Salary & Supplements	15,220	15,220	7,165	8,055	52.9%
Employee Benefits	61,738	61,738	40,987	20,751	<b>33.6%</b>
Other Personnel Expense	3,900	3,900	2,600	1,300	<b>33.3%</b>
Office Expense & Supplies	5,300	5,300	4,052	1,248	<b>23.5%</b>
Telephone & Utilities	720	720	348	372	51.7%
Maintenance & Repair	500	500	290	210	42.0%
Professional Services	600	750	750	-	<b>0.0%</b>
Special Personnel Services	300	300	-	300	100.0%
Other Services & Charges	200	350	327	23	<b>6.5%</b>
Other Expenses	3,200	3,200	1,581	1,619	50.6%
Travel	4,000	3,700	2,190	1,510	40.8%
Total	\$ 254,230	\$ 254,230	\$ 159,276	\$ 94,954	<b>37.3%</b>
<b>3630 Justice of the Peace 3</b>					
Salaries	\$ 123,781	\$ 123,781	\$ 72,344	\$ 51,437	41.6%
Salaries Overtime	-	12	12	0	<b>0.9%</b>
Other Salary & Supplements	7,200	7,188	738	6,450	89.7%
Employee Benefits	73,707	73,707	41,626	32,081	43.5%
Other Personnel Expense	3,900	3,900	2,600	1,300	<b>33.3%</b>
Office Expense & Supplies	2,850	2,850	580	2,270	79.7%
Telephone & Utilities	-	-	-	-	<b>0.0%</b>
Maintenance & Repair	700	700	145	555	79.3%
Professional Services	1,900	1,050	730	320	<b>30.5%</b>
Other Services & Charges	300	300	-	300	100.0%
Other Expenses	2,226	2,226	1,330	896	40.2%
Travel	4,000	4,850	2,224	2,626	54.1%
Total	\$ 220,564	\$ 220,564	\$ 122,329	\$ 98,235	44.5%

	Original FY 2017 / 18 Budget	Adjusted FY 2017 / 18 Budget	Year to Date Activity	Available Balance	Percent of Budget Available
<b>3640 Justice of the Peace 4</b>					
Salaries	\$ 126,747	\$ 126,747	\$ 75,653	\$ 51,094	40.3%
Salaries Overtime	-	100	64	36	35.5%
Other Salary & Supplements	-	-	115	(115)	0.0%
Employee Benefits	54,105	54,105	30,965	23,140	42.8%
Other Personnel Expense	3,900	3,900	2,600	1,300	33.3%
Office Expense & Supplies	2,600	2,600	1,767	833	32.0%
Maintenance & Repair	300	300	-	300	100.0%
Professional Services	500	500	150	350	70.0%
Special Personnel Services	500	500	-	500	100.0%
Other Services & Charges	300	300	276	24	8.1%
Other Expenses	2,207	2,207	1,086	1,121	50.8%
Travel	2,500	2,400	238	2,162	90.1%
Total	\$ 193,659	\$ 193,659	\$ 112,915	\$ 80,744	41.7%
<b>3650 Justice of the Peace 5-1</b>					
Salaries	\$ 160,110	\$ 160,110	\$ 99,934	\$ 60,176	37.6%
Salaries Overtime	500	500	-	500	100.0%
Other Salary & Supplements	11,000	11,000	1,846	9,154	83.2%
Employee Benefits	74,134	74,134	46,532	27,602	37.2%
Other Personnel Expense	3,900	3,900	2,600	1,300	33.3%
Office Expense & Supplies	5,600	5,600	3,791	1,809	32.3%
Maintenance & Repair	500	500	340	160	32.0%
Professional Services	1,000	1,000	300	700	70.0%
Special Personnel Services	225	225	-	225	100.0%
Other Services & Charges	500	500	217	283	56.7%
Other Expenses	2,509	2,509	1,505	1,004	40.0%
Travel	3,300	3,300	1,362	1,938	58.7%
Total	\$ 263,278	\$ 263,278	\$ 158,427	\$ 104,851	39.8%

	Original FY 2017 / 18 Budget	Adjusted FY 2017 / 18 Budget	Year to Date Activity	Available Balance	Percent of Budget Available
<b>3655 Justice of the Peace 5-2</b>					
Salaries	\$ 128,556	\$ 128,556	\$ 81,167	\$ 47,389	<b>36.9%</b>
Other Salary & Supplements	1,320	1,320	812	508	<b>38.5%</b>
Employee Benefits	58,969	58,969	39,520	19,449	<b>33.0%</b>
Other Personnel Expense	3,900	3,900	2,600	1,300	<b>33.3%</b>
Office Expense & Supplies	1,500	1,500	537	963	64.2%
Telephone & Utilities	-	-	-	-	<b>0.0%</b>
Maintenance & Repair	250	400	359	41	<b>10.3%</b>
Professional Services	500	350	150	200	57.1%
Other Services & Charges	100	100	-	100	100.0%
Other Expenses	1,300	1,300	555	745	57.3%
Travel	4,200	4,200	1,289	2,911	69.3%
Total	\$ 200,595	\$ 200,595	\$ 126,990	\$ 73,605	<b>36.7%</b>
<b>3890 Medical Examiner</b>					
Salaries	\$ 751,608	\$ 751,608	\$ 456,322	\$ 295,286	<b>39.3%</b>
Salaries Overtime	10,000	10,000	4,385	5,615	56.2%
Other Salary & Supplements	133,000	133,000	88,772	44,228	<b>33.3%</b>
Employee Benefits	258,444	258,444	171,459	86,985	<b>33.7%</b>
Other Personnel Expense	13,640	13,640	8,394	5,246	<b>38.5%</b>
Office Expense & Supplies	18,300	17,900	11,290	6,610	<b>36.9%</b>
Telephone & Utilities	2,148	2,148	1,212	936	43.6%
Maintenance & Repair	10,300	10,300	134	10,166	98.7%
Professional Services	130,000	127,500	86,049	41,451	<b>32.5%</b>
Special Personnel Services	-	-	-	-	<b>0.0%</b>
Other Services & Charges	140,172	137,672	96,724	40,948	<b>29.7%</b>
Other Expenses	5,000	5,400	5,069	331	<b>6.1%</b>
Travel	8,000	13,000	7,355	5,645	43.4%
Total	\$ 1,480,612	\$ 1,480,612	\$ 937,166	\$ 543,446	<b>36.7%</b>
<b>Total Administration of Justice</b>	<b>\$ 22,909,004</b>	<b>\$ 22,909,004</b>	<b>\$ 13,212,528</b>	<b>\$ 9,696,476</b>	<b>42.3%</b>

	Original FY 2017 / 18 Budget	Adjusted FY 2017 / 18 Budget	Year to Date Activity	Available Balance	Percent of Budget Available
<b>Law Enforcement &amp; Corrections</b>					
<b>3520 District Attorney</b>					
Salaries	\$ 3,381,540	\$ 3,381,540	\$ 1,905,898	\$ 1,475,642	43.6%
Salaries Overtime	5,500	1,300	620	680	52.3%
Other Salary & Supplements	105,371	153,115	86,691	66,424	43.4%
Employee Benefits	1,243,126	1,237,526	776,621	460,905	<b>37.2%</b>
Other Personnel Expense	19,805	19,805	15,622	4,183	<b>21.1%</b>
Office Expense & Supplies	89,000	66,500	51,379	15,121	<b>22.7%</b>
Telephone & Utilities	3,600	3,600	1,243	2,357	65.5%
Maintenance & Repair	24,536	12,036	9,554	2,482	<b>20.6%</b>
Professional Services	65,315	62,315	23,544	38,771	62.2%
Special Personnel Services	20,000	15,000	8,191	6,809	45.4%
Other Services & Charges	24,859	23,915	10,907	13,008	54.4%
Other Expenses	48,218	43,218	28,307	14,911	<b>34.5%</b>
Travel	27,000	38,000	25,070	12,930	<b>34.0%</b>
Total	\$ 5,057,870	\$ 5,057,870	\$ 2,943,647	\$ 2,114,223	41.8%
<b>3700 County Sheriff</b>					
Salaries	\$ 2,701,305	\$ 2,701,305	\$ 1,580,681	\$ 1,120,624	41.5%
Salaries Overtime	95,000	95,000	88,939	6,061	<b>6.4%</b>
Other Salary & Supplements	118,319	118,319	100,905	17,414	<b>14.7%</b>
Employee Benefits	1,213,197	1,213,197	806,159	407,038	<b>33.6%</b>
Other Personnel Expense	-	500	64	436	87.2%
Office Expense & Supplies	49,000	49,000	31,399	17,601	<b>35.9%</b>
Food & Kitchen Expenses	-	-	-	-	<b>0.0%</b>
Telephone & Utilities	79,119	79,119	47,718	31,401	<b>39.7%</b>
Maintenance & Repair	391,752	391,752	167,956	223,796	57.1%
Professional Services	31,500	31,500	11,561	19,940	63.3%
Special Personnel Services	7,000	7,000	-	7,000	100.0%
Other Services & Charges	1,428,324	1,443,999	1,322,541	121,458	<b>8.4%</b>
Other Expenses	29,960	29,960	18,719	11,241	<b>37.5%</b>
Travel	8,500	8,500	1,404	7,096	83.5%
Capital Outlay	-	-	-	-	<b>0.0%</b>
Total	\$ 6,152,976	\$ 6,169,151	\$ 4,178,047	\$ 1,991,104	<b>32.3%</b>

	Original FY 2017 / 18 Budget	Adjusted FY 2017 / 18 Budget	Year to Date Activity	Available Balance	Percent of Budget Available
<b>3710 ID Jail Division</b>					
Salaries	\$ 508,471	\$ 508,471	\$ 263,787	\$ 244,684	48.1%
Salaries Overtime	25,000	25,000	34,850	(9,850)	<b>-39.4%</b>
Other Salary & Supplements	7,560	7,560	21,902	(14,342)	<b>-189.7%</b>
Employee Benefits	230,245	230,245	150,566	79,679	<b>34.6%</b>
Office Expense & Supplies	20,000	20,000	9,377	10,623	53.1%
Maintenance & Repair	52,500	52,500	44	52,456	99.9%
Professional Services	500	500	-	500	100.0%
Other Services & Charges	500	500	-	500	100.0%
Other Expenses	4,664	4,664	2,945	1,719	<b>36.9%</b>
Travel	700	700	-	700	100.0%
Total	\$ 850,140	\$ 850,140	\$ 483,470	\$ 366,670	43.1%
<b>3720 Jail</b>					
Salaries	\$ 8,294,532	\$ 8,294,532	\$ 4,525,743	\$ 3,768,789	45.4%
Salaries Overtime	992,000	992,000	1,121,174	(129,174)	<b>-13.0%</b>
Other Salary & Supplements	232,271	232,271	163,915	68,356	<b>29.4%</b>
Employee Benefits	3,824,387	3,824,387	2,590,062	1,234,325	<b>32.3%</b>
Other Personnel Expense	-	5,000	4,168	832	<b>16.6%</b>
Office Expense & Supplies	171,000	171,000	124,179	46,821	<b>27.4%</b>
Food & Kitchen Expenses	1,430,000	1,430,000	816,453	613,547	42.9%
Telephone & Utilities	500	500	1,685	(1,185)	<b>-237.0%</b>
Maintenance & Repair	127,000	127,000	69,715	57,285	45.1%
Professional Services	6,000	6,000	125	5,875	97.9%
Special Personnel Services	8,000	8,000	520	7,480	93.5%
Reserve Appropriations	50,000	50,000	-	50,000	100.0%
Other Services & Charges	191,793	186,793	70,863	115,930	62.1%
Other Expenses	22,252	22,252	16,799	5,453	<b>24.5%</b>
Travel	1,800	1,800	730	1,070	59.4%
Total	\$ 15,351,535	\$ 15,351,535	\$ 9,506,132	\$ 5,845,403	<b>38.1%</b>

	Original FY 2017 / 18 Budget	Adjusted FY 2017 / 18 Budget	Year to Date Activity	Available Balance	Percent of Budget Available
<b>3810 Constable 1</b>					
Salaries	\$ 466,083	\$ 466,083	\$ 275,565	\$ 190,518	40.9%
Salaries Overtime	-	-	843	(843)	0.0%
Other Salary & Supplements	28,878	28,878	15,295	13,583	47.0%
Employee Benefits	202,547	202,547	148,042	54,505	26.9%
Other Personnel Expense	7,020	7,020	4,680	2,340	33.3%
Office Expense & Supplies	5,400	5,400	3,400	2,000	37.0%
Telephone & Utilities	1,550	1,550	857	693	44.7%
Maintenance & Repair	61,000	63,800	40,777	23,023	36.1%
Professional Services	1,000	-	-	-	0.0%
Other Services & Charges	10,418	10,418	5,721	4,697	45.1%
Other Expenses	2,279	2,279	1,365	914	40.1%
Travel	1,800	-	-	-	0.0%
Total	\$ 787,975	\$ 787,975	\$ 496,545	\$ 291,430	37.0%
<b>3820 Constable 2</b>					
Salaries	\$ 421,540	\$ 421,540	\$ 255,975	\$ 165,565	39.3%
Other Salary & Supplements	25,321	25,321	15,975	9,346	36.9%
Employee Benefits	198,932	198,932	133,650	65,282	32.8%
Other Personnel Expense	7,020	7,020	4,680	2,340	33.3%
Office Expense & Supplies	6,100	6,100	2,459	3,641	59.7%
Telephone & Utilities	1,950	1,950	1,101	849	43.5%
Maintenance & Repair	57,338	57,338	25,993	31,345	54.7%
Professional Services	1,930	1,930	460	1,470	76.2%
Other Services & Charges	9,470	9,470	3,346	6,124	64.7%
Other Expenses	1,989	1,989	1,265	724	36.4%
Travel	2,000	2,000	-	2,000	100.0%
Total	\$ 733,590	\$ 733,590	\$ 444,905	\$ 288,685	39.4%

	Original FY 2017 / 18 Budget	Adjusted FY 2017 / 18 Budget	Year to Date Activity	Available Balance	Percent of Budget Available
<b>3830 Constable 3</b>					
Salaries	\$ 275,633	\$ 275,633	\$ 168,933	\$ 106,700	<b>38.7%</b>
Salaries Overtime	9,500	9,500	13	9,487	99.9%
Other Salary & Supplements	10,840	10,840	6,997	3,843	<b>35.4%</b>
Employee Benefits	131,613	131,613	85,634	45,979	<b>34.9%</b>
Other Personnel Expense	7,020	7,020	4,680	2,340	<b>33.3%</b>
Office Expense & Supplies	3,300	3,300	1,153	2,147	65.1%
Telephone & Utilities	1,910	1,910	696	1,214	63.6%
Maintenance & Repair	52,575	47,575	21,292	26,283	55.2%
Professional Services	1,000	1,000	200	800	80.0%
Other Services & Charges	6,614	11,614	4,949	6,665	57.4%
Other Expenses	2,011	2,011	1,164	847	42.1%
Travel	1,100	1,100	-	1,100	100.0%
Capital Outlay	-	-	-	-	<b>0.0%</b>
Total	\$ 503,116	\$ 503,116	\$ 295,712	\$ 207,404	41.2%
<b>3840 Constable 4</b>					
Salaries	\$ 350,691	\$ 350,691	\$ 208,046	\$ 142,645	40.7%
Salaries Overtime	4,000	4,000	7,372	(3,372)	<b>-84.3%</b>
Other Salary & Supplements	15,000	15,000	10,244	4,756	<b>31.7%</b>
Employee Benefits	151,016	151,016	110,693	40,324	<b>26.7%</b>
Other Personnel Expense	7,020	7,020	4,680	2,340	<b>33.3%</b>
Office Expense & Supplies	2,200	2,200	1,873	327	<b>14.9%</b>
Food & Kitchen Expenses	1,000	1,000	-	1,000	100.0%
Telephone & Utilities	1,100	1,100	1,212	(112)	<b>-10.2%</b>
Maintenance & Repair	54,700	54,700	19,455	35,245	64.4%
Professional Services	500	900	840	60	<b>6.7%</b>
Other Services & Charges	5,437	5,437	2,906	2,531	46.6%
Other Expenses	1,971	1,971	992	979	49.7%
Travel	1,000	600	-	600	100.0%
Total	\$ 595,635	\$ 595,635	\$ 368,313	\$ 227,322	<b>38.2%</b>



	Original FY 2017 / 18 Budget	Adjusted FY 2017 / 18 Budget	Year to Date Activity	Available Balance	Percent of Budget Available
<b>3850 Constable 5</b>					
Salaries	\$ 568,168	\$ 568,168	\$ 337,864	\$ 230,304	40.5%
Salaries Overtime	3,500	3,500	559	2,941	84.0%
Other Salary & Supplements	31,500	31,500	19,806	11,694	<b>37.1%</b>
Employee Benefits	250,177	250,177	172,269	77,908	<b>31.1%</b>
Office Expense & Supplies	6,200	6,200	1,988	4,212	67.9%
Telephone & Utilities	3,600	3,600	1,771	1,829	50.8%
Maintenance & Repair	91,980	92,180	49,915	42,265	45.9%
Professional Services	800	2,100	1,360	740	<b>35.2%</b>
Other Services & Charges	27,196	25,696	12,872	12,824	49.9%
Other Expenses	3,249	3,249	1,906	1,343	41.3%
Travel	5,700	5,700	1,216	4,484	78.7%
Total	<u>\$ 992,070</u>	<u>\$ 992,070</u>	<u>\$ 601,525</u>	<u>\$ 390,545</u>	<b>39.4%</b>
<b>Total Law Enforcement &amp; Corrections</b>	<u>\$ 31,024,907</u>	<u>\$ 31,041,082</u>	<u>\$ 19,318,296</u>	<u>\$ 11,722,786</u>	<b>37.8%</b>
<b>Social Services</b>					
<b>4110 Social Services-Administration</b>					
Salaries	\$ 696,259	\$ 696,259	\$ 379,237	\$ 317,022	45.5%
Salaries Overtime	-	-	51	(51)	<b>0.0%</b>
Other Salary & Supplements	6,060	6,060	3,286	2,774	45.8%
Employee Benefits	280,603	280,603	164,337	116,266	41.4%
Other Personnel Expense	14,401	14,401	9,471	4,930	<b>34.2%</b>
Office Expense & Supplies	11,100	9,700	2,005	7,695	79.3%
Telephone & Utilities	700	700	348	352	50.3%
Maintenance & Repair	1,000	1,000	-	1,000	100.0%
Professional Services	25,575	25,575	164	25,411	99.4%
Special Personnel Services	-	1,000	358	643	64.3%
Other Services & Charges	36,340	37,040	27,260	9,780	<b>26.4%</b>
Other Expenses	10,572	10,572	5,922	4,650	44.0%
Travel	1,100	800	-	800	100.0%
Total	<u>\$ 1,083,710</u>	<u>\$ 1,083,710</u>	<u>\$ 592,438</u>	<u>\$ 491,272</u>	45.3%
<b>4120 Direct Social Services</b>					
Food & Kitchen Expenses	\$ 77,307	\$ 52,307	\$ 13,693	\$ 38,614	73.8%
Telephone & Utilities	140,000	160,000	105,942	54,058	<b>33.8%</b>
Other Services & Charges	364,000	369,000	188,028	180,972	49.0%
Total	<u>\$ 581,307</u>	<u>\$ 581,307</u>	<u>\$ 307,663</u>	<u>\$ 273,644</u>	47.1%

	Original FY 2017 / 18 Budget	Adjusted FY 2017 / 18 Budget	Year to Date Activity	Available Balance	Percent of Budget Available
<b>4130 Children Protective Services</b>					
Salaries	\$ 29,723	\$ 29,723	\$ 17,724	\$ 11,999	40.4%
Other Salary & Supplements	-	-	-	-	0.0%
Employee Benefits	14,015	14,015	9,158	4,857	34.7%
Office Expense & Supplies	3,720	3,720	231	3,489	93.8%
Telephone & Utilities	-	-	-	-	0.0%
Maintenance & Repair	500	500	-	500	100.0%
Professional Services	400	400	-	400	100.0%
Other Services & Charges	56,600	56,600	24,469	32,131	56.8%
Travel	2,000	2,000	-	2,000	100.0%
Total	\$ 106,958	\$ 106,958	\$ 51,583	\$ 55,375	51.8%
<b>4190 Senior Community Services</b>					
Salaries	\$ 472,483	\$ 472,483	\$ 282,782	\$ 189,701	40.1%
Salaries Overtime	1,000	1,000	-	1,000	100.0%
Other Salary & Supplements	27,180	27,180	14,511	12,669	46.6%
Employee Benefits	216,036	216,036	153,221	62,815	29.1%
Office Expense & Supplies	7,500	9,000	7,066	1,934	21.5%
Food & Kitchen Expenses	160,000	160,000	95,143	64,857	40.5%
Telephone & Utilities	5,020	5,020	2,746	2,274	45.3%
Maintenance & Repair	45,084	40,784	17,003	23,781	58.3%
Professional Services	1,400	1,400	-	1,400	100.0%
Other Services & Charges	7,118	9,918	4,439	5,479	55.2%
Other Expenses	5,809	5,809	3,721	2,088	35.9%
Travel	450	450	-	450	100.0%
Total	\$ 949,080	\$ 949,080	\$ 580,632	\$ 368,448	38.8%
<b>4195 Hilltop Community Services</b>					
Salaries	\$ 36,712	\$ 36,712	\$ 21,895	\$ 14,817	40.4%
Salaries Overtime	-	-	-	-	0.0%
Employee Benefits	15,479	15,479	9,982	5,497	35.5%
Office Expense & Supplies	2,500	3,500	1,582	1,918	54.8%
Maintenance & Repair	1,000	-	-	-	0.0%
Professional Services	450	450	35	415	92.2%
Other Services & Charges	-	-	-	-	0.0%
Other Expenses	1,991	1,991	1,054	937	47.1%
Total	\$ 58,132	\$ 58,132	\$ 34,548	\$ 23,584	40.6%
<b>4300 Social Mental Services</b>					
Special Personnel Services	45,000	45,000	1,100	43,900	97.6%
Other Services & Charges	98,714	98,714	55,364	43,350	43.9%
Total	\$ 143,714	\$ 143,714	\$ 56,464	\$ 87,250	60.7%
<b>Total Social Services</b>	\$ 2,922,901	\$ 2,922,901	\$ 1,623,327	\$ 1,299,574	44.5%

	Original FY 2017 / 18 Budget	Adjusted FY 2017 / 18 Budget	Year to Date Activity	Available Balance	Percent of Budget Available
<b>Health, Safety &amp; Sanitation</b>					
<b>5100 Emergency Services</b>					
Other Services & Charges	34,800	37,200	18,290	18,910	50.8%
Total	\$ 34,800	\$ 37,200	\$ 18,290	\$ 18,910	50.8%
<b>5105 Emergency Management</b>					
Salaries	\$ 106,663	\$ 106,663	\$ 65,058	\$ 41,605	<b>39.0%</b>
Salaries Overtime	-	-	-	-	<b>0.0%</b>
Employee Benefits	30,646	30,646	19,586	11,060	<b>36.1%</b>
Office Expense & Supplies	4,600	4,600	4,211	389	<b>8.4%</b>
Telephone & Utilities	8,235	8,235	5,789	2,446	<b>29.7%</b>
Maintenance & Repair	9,000	9,000	2,625	6,376	70.8%
Professional Services	4,000	2,500	1,980	520	<b>20.8%</b>
Other Services & Charges	39,323	37,823	21,207	16,616	43.9%
Other Expenses	-	1,500	54	1,446	96.4%
Travel	3,000	4,500	4,616	(116)	<b>-2.6%</b>
Capital Outlay	-	-	-	-	<b>0.0%</b>
Total	\$ 205,467	\$ 205,467	\$ 125,126	\$ 80,341	<b>39.1%</b>
<b>5110 Commissioners Diabetes Fund</b>					
Total	\$ -	\$ -	\$ -	\$ -	<b>0.0%</b>
	\$ -	\$ -	\$ -	\$ -	<b>0.0%</b>
<b>5200 911 Program</b>					
Salaries	\$ 33,446	\$ 33,446	\$ 19,939	\$ 13,507	40.4%
Salaries Overtime	-	-	-	-	<b>0.0%</b>
Other Salary & Supplements	720	720	443	277	<b>38.5%</b>
Employee Benefits	14,942	14,942	9,698	5,244	<b>35.1%</b>
Office Expense & Supplies	600	600	101	499	83.2%
Telephone & Utilities	420	420	-	420	100.0%
Maintenance & Repair	2,260	2,260	126	2,134	94.4%
Professional Services	700	700	30	670	95.7%
Other Services & Charges	543	543	352	191	<b>35.1%</b>
Travel	800	800	-	800	100.0%
Total	\$ 54,431	\$ 54,431	\$ 30,690	\$ 23,741	43.6%

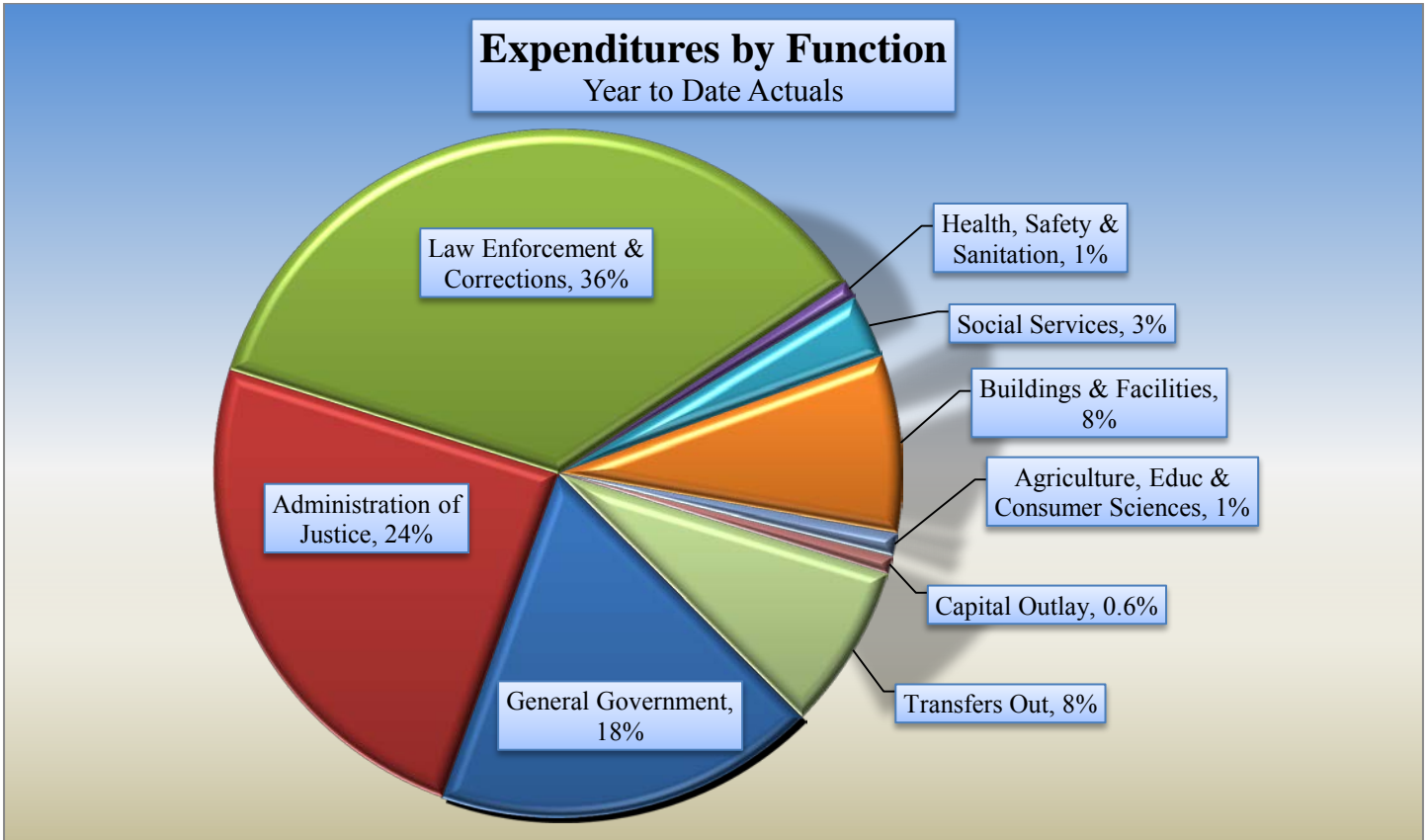
	Original FY 2017 / 18 Budget	Adjusted FY 2017 / 18 Budget	Year to Date Activity	Available Balance	Percent of Budget Available
<b>5220 Environmental Enforcement</b>					
Salaries	\$ 73,445	\$ 73,445	\$ 43,784	\$ 29,661	40.4%
Salaries Overtime	1,000	1,000	-	1,000	100.0%
Other Salary & Supplements	660	660	406	254	<b>38.5%</b>
Employee Benefits	24,641	24,641	16,113	8,528	<b>34.6%</b>
Office Expense & Supplies	800	800	400	400	50.0%
Telephone & Utilities	7,741	7,741	3,148	4,593	59.3%
Maintenance & Repair	12,717	12,717	5,858	6,859	53.9%
Professional Services	11,575	11,575	6,212	5,363	46.3%
Other Services & Charges	1,750	1,750	243	1,507	86.1%
Travel	2,700	2,700	2,059	641	<b>23.8%</b>
Total	\$ 137,029	\$ 137,029	\$ 78,223	\$ 58,806	42.9%
<b>5330 Animal Control</b>					
Salaries	\$ 193,357	\$ 193,357	\$ 116,661	\$ 76,696	<b>39.7%</b>
Salaries Overtime	6,500	6,500	3,356	3,144	48.4%
Other Salary & Supplements	720	720	812	(92)	<b>-12.8%</b>
Employee Benefits	81,266	81,266	54,473	26,793	<b>33.0%</b>
Office Expense & Supplies	2,600	1,650	1,055	595	<b>36.1%</b>
Food & Kitchen Expenses	2,500	2,500	394	2,106	84.2%
Telephone & Utilities	6,155	6,155	2,946	3,209	52.1%
Maintenance & Repair	34,500	33,000	24,734	8,266	<b>25.0%</b>
Professional Services	1,000	1,000	99	901	90.1%
Other Services & Charges	7,760	9,760	5,378	4,382	44.9%
Other Expenses	1,229	1,229	708	521	42.4%
Travel	700	1,150	644	506	44.0%
Total	\$ 338,287	\$ 338,287	\$ 211,260	\$ 127,027	<b>37.6%</b>
<b>Total Health, Safety &amp; Sanitation</b>	<b>\$ 770,014</b>	<b>\$ 772,414</b>	<b>\$ 463,589</b>	<b>\$ 308,825</b>	<b>40.0%</b>

	Original FY 2017 / 18 Budget	Adjusted FY 2017 / 18 Budget	Year to Date Activity	Available Balance	Percent of Budget Available
<b>Agriculture, Educ &amp; Consumer Scs</b>					
<b>6110 Agricultural Extension</b>					
Salaries	\$ 120,931	\$ 120,931	\$ 72,278	\$ 48,653	40.2%
Other Salary & Supplements	54,018	54,018	33,242	20,776	38.5%
Employee Benefits	77,088	77,088	46,608	30,480	39.5%
Other Personnel Expense	-	-	-	-	0.0%
Office Expense & Supplies	4,900	2,900	1,674	1,226	42.3%
Telephone & Utilities	2,200	2,200	1,162	1,038	47.2%
Maintenance & Repair	16,700	18,727	11,743	6,984	37.3%
Professional Services	1,500	1,500	518	982	65.5%
Other Services & Charges	6,321	6,321	4,733	1,588	25.1%
Other Expenses	6,531	6,531	3,640	2,891	44.3%
Travel	13,000	12,973	8,410	4,563	35.2%
Total	\$ 303,189	\$ 303,189	\$ 184,009	\$ 119,180	39.3%
<b>6210 Family &amp; Consumer Sciences</b>					
Salaries	\$ 29,724	\$ 29,724	\$ 17,724	\$ 12,000	40.4%
Other Salary & Supplements	20,973	20,973	12,907	8,066	38.5%
Employee Benefits	18,212	18,212	10,254	7,958	43.7%
Office Expense & Supplies	3,300	3,000	1,259	1,741	58.0%
Food & Kitchen Expenses	300	300	-	300	100.0%
Telephone & Utilities	2,700	2,700	1,583	1,117	41.4%
Maintenance & Repair	6,120	6,120	2,215	3,905	63.8%
Professional Services	1,000	1,300	412	888	68.3%
Other Services & Charges	823	823	433	390	47.4%
Other Expenses	6,531	6,531	3,586	2,945	45.1%
Travel	3,000	3,000	1,706	1,294	43.1%
Total	\$ 92,683	\$ 92,683	\$ 52,079	\$ 40,604	43.8%

	Original FY 2017 / 18 Budget	Adjusted FY 2017 / 18 Budget	Year to Date Activity	Available Balance	Percent of Budget Available
<b>6310 County Library</b>					
Salaries	\$ 262,964	\$ 252,946	\$ 151,325	\$ 101,621	40.2%
Salaries Overtime	-	157	156	1	0.4%
Other Salary & Supplements	48,000	58,018	29,099	28,919	49.8%
Employee Benefits	118,277	118,277	78,261	40,016	33.8%
Other Personnel Expense	17,500	17,500	9,207	8,293	47.4%
Office Expense & Supplies	24,500	15,322	12,256	3,066	20.0%
Maintenance & Repair	4,000	7,344	972	6,372	86.8%
Professional Services	21,000	28,727	13,217	15,511	54.0%
Other Services & Charges	64,950	58,750	45,441	13,309	22.7%
Other Expenses	3,336	3,336	2,022	1,314	39.4%
Travel	4,000	8,150	5,138	3,012	37.0%
Total	\$ 568,527	\$ 568,527	\$ 347,094	\$ 221,433	38.9%
<b>Total Agriculture, Education &amp; Consumer Sciences</b>	\$ 964,399	\$ 964,399	\$ 583,182	\$ 381,217	39.5%
<b>Capital Outlay</b>					
<b>1900 Capital Outlay</b>					
Office Expense & Supplies	\$ 136,500	\$ 136,500	\$ 37,878	\$ 98,622	72.3%
Maintenance & Repair	-	81,867	70,061	11,806	14.4%
Capital Outlay	933,500	851,633	361,253	490,380	57.6%
Total	\$ 1,070,000	\$ 1,070,000	\$ 469,192	\$ 600,808	56.2%
<b>Total Capital Outlay</b>	\$ 1,070,000	\$ 1,070,000	\$ 469,192	\$ 600,808	56.2%
<b>Transfers Out</b>					
<b>9110 Transfers</b>					
Operating Transfers-Out	\$ 9,162,199	\$ 9,162,199	\$ 4,202,521	\$ 4,959,678	54.1%
Total	\$ 9,162,199	\$ 9,162,199	\$ 4,202,521	\$ 4,959,678	54.1%
<b>Total Transfers Out</b>	\$ 9,162,199	\$ 9,162,199	\$ 4,202,521	\$ 4,959,678	54.1%
<b>Grand Total General Fund</b>	\$ 97,975,165	\$ 97,975,165	\$ 54,104,032	\$ 43,873,533	44.8%

**Nueces County, Texas  
General Fund  
May 31, 2018**

**General Fund Expenditures by Function  
Year to Date Actuals**



<b>Function</b>	<b>Year to Date Actuals</b>	<b>Percent of Total</b>
General Government	\$9,734,141	18%
Administration of Justice	13,212,528	24%
Law Enforcement & Corrections	19,318,296	36%
Health, Safety & Sanitation	463,589	1%
Social Services	1,623,327	3%
Buildings & Facilities	4,497,257	8%
Agriculture, Educ & Consumer Sciences	583,182	1%
Capital Outlay	469,192	0.9%
Transfers Out	4,202,521	8%
<b>Total</b>	<b>\$54,104,032</b>	<b>100%</b>

**Nueces County, Texas**  
**Comparison of Current Year to Prior Year Expenditures**  
**General Fund**  
**May 2017 vs May 2018**

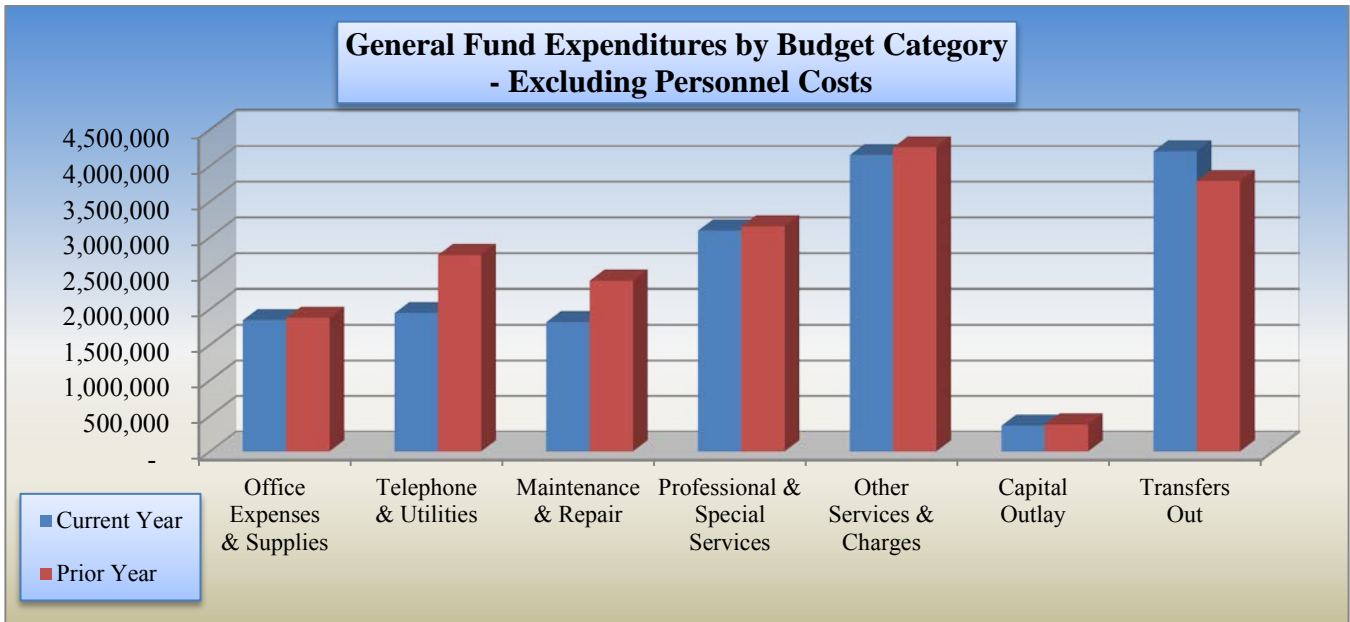
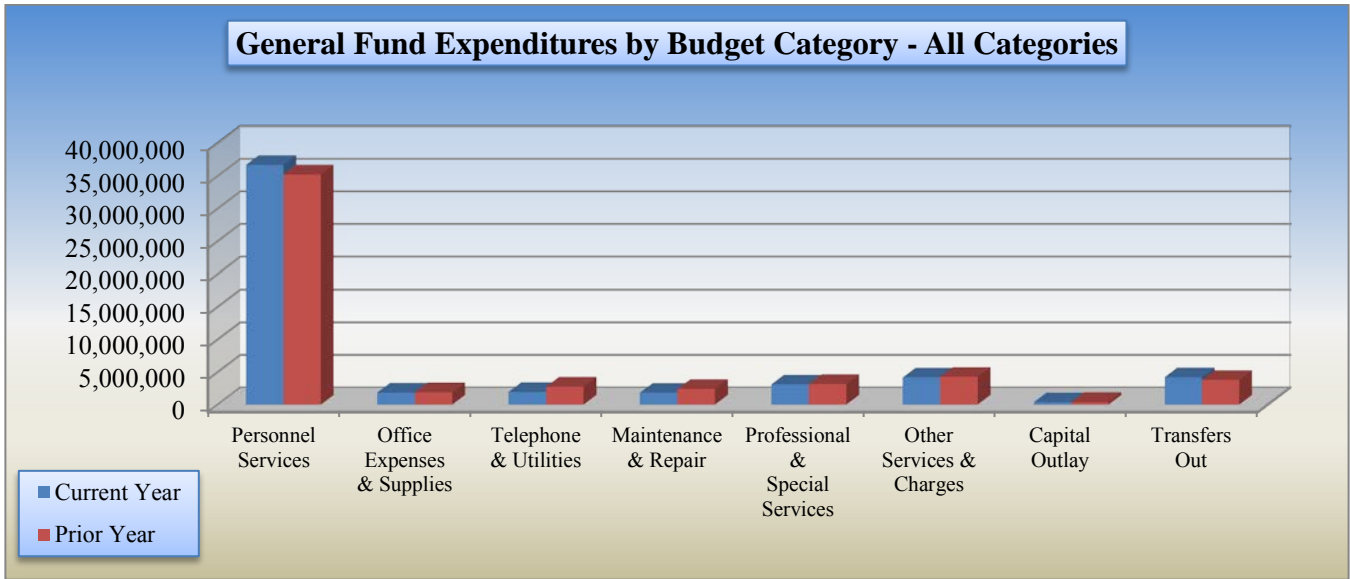
	2017 - 2018 Fiscal Year to Date <u>Actual</u>	2016 - 2017 Prior Year to Date <u>Actual</u>	Increase (Decrease)	Current to Prior Year Percentage Change
Salaries and Supplements	\$ 25,486,513	\$ 24,842,431	\$ 644,082	2.6%
Employee Benefits	10,992,294	10,167,668	824,626	8.1%
Other Personnel Expense	214,900	212,336	2,564	1.2%
Office Expense & Supplies	799,377	807,578	(8,200)	-1.0%
Food & Kitchen Expenses	1,045,355	1,067,044	(21,689)	-2.0%
Telephone & Utilities	1,943,154	2,748,641	(805,487)	-29.3%
Maint & Repair	1,816,976	2,389,069	(572,093)	-23.9%
Professional Services	904,749	878,452	26,296	3.0%
Special Personnel Services	2,186,395	2,270,016	(83,622)	-3.7%
Other Services & Charges	3,733,614	3,829,893	(96,279)	-2.5%
Other Expense	285,792	275,607	10,185	3.7%
Travel	131,141	152,334	(21,193)	-13.9%
Capital Outlay	361,253	377,173	(15,920)	-4.2%
Transfer to Other Funds	4,202,521	3,784,179	418,342	11.1%
<b>Total General Fund Expenditures</b>	<b>\$ 54,104,032</b>	<b>\$ 53,802,420</b>	<b>\$ 301,612</b>	<b>0.6%</b>

	Personnel Services	Office Expenses & Supplies	Telephone & Utilities	Maintenance & Repair	Professional & Special Services	Other Services & Charges	Capital Outlay	Transfers Out	Total
Current Year	36,693,706	1,844,732	1,943,154	1,816,976	3,091,143	4,150,547	361,253	4,202,521	54,104,032
Prior Year	35,222,434	1,874,621	2,748,641	2,389,069	3,148,469	4,257,835	377,173	3,784,179	53,802,420



**Nueces County, Texas  
General Fund  
May 31, 2018**

**General Fund 2 Year Comparison  
Year to Date Actuals**



**Nueces County, Texas**  
**Statement of Expenditures Budget to Actual**  
**Road and Bridge Fund**  
**May 31, 2018**

	Original FY 2017/18 Budget	Adjusted FY 2017/18 Budget	Year to Date Activity	Available Balance	Percent of Budget Available
<b><u>Road &amp; Bridge</u></b>					
Salaries	\$ 2,590,535	\$ 2,590,535	\$ 1,284,998	\$ 1,305,537	50%
Employee Benefits	1,142,069	1,142,069	699,008	443,061	39%
Other Personnel Expense	10,688	10,688	6,577	4,111	38%
Office Expense & Supplies	16,686	20,986	12,982	8,004	38%
Food & Kitchen Expenses	-	-	-	-	0%
Telephone & Utilities	111,632	111,632	35,726	75,906	68%
Maint & Repair -Equip &	395,000	395,000	269,563	125,437	32%
Gasoline & Fuel	325,000	325,000	161,443	163,557	50%
Maint & Repair -Bldgs & Grounds	110,000	70,000	23,066	46,934	67%
Maint & Repair -Roads & Bridges	2,634,000	2,682,700	1,894,859	787,841	29%
Professional Services	70,000	70,000	27,652	42,348	60%
Reserve Apropriation	1,000,000	1,000,000	-	1,000,000	100%
Other Services & Charges	96,648	96,648	48,931	47,717	49%
Other Expense	9,800	9,800	6,921	2,879	29%
Travel	6,000	6,000	2,841	3,159	53%
Capital Outlay	633,770	620,770	583,697	37,073	6%
Operating Transfers-Out	16,080	16,080	-	16,080	100%
<b>Subtotal - Road &amp; Bridge</b>	<b>\$ 9,167,908</b>	<b>\$ 9,167,908</b>	<b>\$ 5,058,264</b>	<b>\$ 4,109,644</b>	<b>45%</b>
<b><u>Engineering</u></b>					
Salaries	\$ 462,612	\$ 462,612	\$ 260,784	\$ 201,828	44%
Salary - Department Head	-	-	-	-	0%
Employee Benefits	162,872	162,872	100,230	62,642	38%
Other Personnel Expense	13,800	13,800	8,492	5,308	38%
Office Expense & Supplies	8,050	8,050	1,426	6,624	82%
Maint & Repair -Equip &	4,000	4,000	628	3,372	84%
Gasoline / Fuel	3,000	3,000	758	2,242	75%
Professional Services	30,420	30,420	8,165	22,255	73%
Other Services & Charges	12,423	12,423	11,304	1,119	9%
Travel	4,000	4,000	1,450	2,550	64%
Capital Outlay	7,500	7,500	4,888	2,612	35%
<b>Subtotal Engineering</b>	<b>\$ 708,677</b>	<b>\$ 708,677</b>	<b>\$ 398,125</b>	<b>\$ 310,552</b>	<b>44%</b>
Road & Bridge Operating Net	<b>\$ 8,459,231</b>	<b>\$ 8,459,231</b>	<b>\$ 4,660,139</b>	<b>\$ 3,799,092</b>	
<b><u>Road Right of Way</u></b>					
Other Services & Charges	\$ 131,982	\$ 126,782	\$ -	\$ 126,782	100%
<b>Subtotal - Road Right of Way</b>	<b>\$ -</b>	<b>\$ -</b>	<b>\$ -</b>	<b>\$ -</b>	<b>0%</b>
Total Expenditures Road & Bridge	<b>\$ 10,008,567</b>	<b>\$ 10,003,367</b>	<b>\$ 5,456,389</b>	<b>\$ 4,546,978</b>	<b>45%</b>

**Nueces County, Texas**  
**Comparison of Current Year to Prior Year Expenditures**  
**Road and Bridge Fund**  
**May 2017 vs May 2018**

<b><u>Road &amp; Bridge</u></b>	2017 - 18 Fiscal Year to Date <u>Actual</u>	2016 - 17 Prior Year to Date <u>Actual</u>	Increase (Decrease)	Current to Prior Year Percentage Change
Salaries	\$ 1,545,781	\$ 1,582,297	\$ (36,516)	-2.3%
Employee benefits	799,238	783,835	15,403	2.0%
Other Personnel Expense	15,070	15,070	-	0.0%
Office Expense & Supplies	14,408	18,275	(3,867)	-21.2%
Food & Kitchen Expenses	-	20	(20)	-100.0%
Telephone & Utilities	35,726	44,064	(8,338)	-18.9%
Maintenance & Repair	2,350,317	1,429,581	920,736	64.4%
Professional Services	41,017	36,753	4,264	11.6%
Other Services & Charges	60,235	74,791	(14,556)	-19.5%
Other Expense	6,921	5,905	1,016	17.2%
Travel	4,291	1,413	2,878	203.7%
Capital Outlay	588,585	459,931	128,654	28.0%
Transfer to Other Funds	-	-	-	0.0%
<b>Total Expenditures Road &amp; Bridge</b>	<b>\$ <u>5,461,589</u></b>	<b>\$ <u>4,451,936</u></b>	<b>\$ <u>1,009,653</u></b>	<b>22.7%</b>

**Nueces County, Texas**  
**Statement of Expenditures Budget to Actual**  
**Inland and Coastal Parks Fund**  
**May 31, 2018**

	Original FY 2017/18 Budget	Adjusted FY 2017/18 Budget	Year to Date Activity	Remaining Balance	Percent of Budget Available
<b><u>Inland Parks</u></b>					
Salaries	\$ 720,950	\$ 720,950	\$ 397,990	\$ 322,960	44.8%
Employee Benefits	367,549	367,549	232,161	135,388	36.8%
Office Expense & Supplies	8,551	17,551	7,989	9,562	54.5%
Telephone & Utilities	196,020	196,020	93,575	102,445	52.3%
Maint & Repair - Equip & Veh	50,000	65,000	82,735	(17,735)	-27.3%
Gasoline/Fuel	55,000	55,000	-	55,000	100.0%
Maint & Repair - Bldg & Grounds	155,000	137,000	104,242	32,758	23.9%
Professional Services	5,000	23,000	13,765	9,235	40.2%
Contingency Appropriations	-	-	-	-	0.0%
Other Services & Charges	47,264	62,264	25,140	37,124	59.6%
Other Expense	1,200	1,200	708	492	41.0%
Travel	500	500	-	500	100.0%
Capital Outlay	155,000	116,000	50,186	65,814	56.7%
<b>Total Expenditures - Inland Parks</b>	<b>\$ 1,762,034</b>	<b>\$ 1,762,034</b>	<b>\$ 1,008,491</b>	<b>\$ 753,543</b>	<b>42.8%</b>
<b><u>Coastal Parks</u></b>					
Salaries	\$ 797,894	\$ 797,894	\$ 430,546	\$ 367,348	46.0%
Employee Benefits	328,232	328,232	210,034	118,198	36.0%
Other Personnel Expense	6,480	6,480	3,988	2,492	38.5%
Office Expense & Supplies	22,300	22,300	14,907	7,393	33.2%
Telephone & Utilities	581,000	581,000	233,617	347,383	59.8%
Maint & Repair - Equip & Veh	30,000	54,900	38,870	16,030	29.2%
Gasoline/Fuel	38,428	38,428	-	38,428	100.0%
Maint & Repair - Bldg & Grounds	194,000	194,000	83,963	110,037	56.7%
Professional Services	70,000	50,000	2,696	47,304	94.6%
Special Personnel Services	4,900	-	-	-	0.0%
Other Services & Charges	359,477	359,477	146,282	213,195	59.3%
Other Expense	122,671	122,671	18,538	104,133	84.9%
Travel	4,000	4,000	357	3,643	91.1%
Capital Outlay	85,000	85,000	2,650	82,350	96.9%
Transfer to Other Funds	-	-	-	-	0.0%
<b>Subtotal - Coastal Parks</b>	<b>\$ 2,644,382</b>	<b>\$ 2,644,382</b>	<b>\$ 1,186,448</b>	<b>\$ 1,457,934</b>	<b>55.1%</b>
<b><u>Beach Improvements</u></b>					
Maint & Repair - Bldg & Grounds	20,000	51,724	(5,406)	57,130	110.5%
Professional Services	20,000	44,500	28,000	16,500	37.1%
Contingency Appropriations	128,186	71,962	-	71,962	100.0%
Transfer to Other Funds	170,000	170,000	-	170,000	100.0%
<b>Subtotal - Beach Improvements</b>	<b>\$ 148,186</b>	<b>\$ 168,186</b>	<b>\$ 22,594</b>	<b>\$ 88,462</b>	<b>52.6%</b>
<b><u>Pier Fund</u></b>					
Salaries	\$ 85,000	\$ 85,000	\$ 35,191	\$ 49,809	58.6%
Employee Benefits	6,825	6,825	2,865	3,960	58.0%
Professional Services	-	-	-	-	0.0%
Telephone & Utilities	3,500	3,500	1,890	1,610	46.0%
Maint & Repair Bldg & Grounds	3,500	2,500	10	2,490	99.6%
Other Services & Charges	1,000	2,000	108	1,892	94.6%
Transfer to Other Funds	220,000	220,000	-	220,000	100.0%
<b>Subtotal - Pier Fund</b>	<b>\$ 319,825</b>	<b>\$ 319,825</b>	<b>\$ 40,064</b>	<b>\$ 279,761</b>	<b>87.5%</b>
<b>Total Expenditures Coastal Parks</b>	<b>\$ 3,207,393</b>	<b>\$ 3,217,393</b>	<b>\$ 1,249,105</b>	<b>\$ 1,939,723</b>	<b>60.3%</b>

**Nueces County, Texas**  
**Comparison of Current Year to Prior Year Expenditures**  
**Inland and Coastal Parks Fund**  
**May 2017 vs May 2018**

	2017 - 18 Fiscal Year to Date Activity	2016 - 17 Prior Year to Date Activity	Increase (Decrease)	Current to Prior Year Percentage Change
<b><u>Inland Parks</u></b>				
Salaries	\$ 397,990	\$ 384,497	\$ 13,494	4%
Employee Benefits	232,161	228,048	4,113	2%
Office Expense & Supplies	7,989	19,114	(11,124)	-58%
Telephone & Utilities	93,575	107,734	(14,159)	-13%
Maintenance & Repair	155,344	137,023	18,322	13%
Gasoline/Fuel	31,632	27,487	4,144	15%
Professional Services	13,765	-	13,765	0%
Contingency Appropriations	-	-	-	0%
Other Services & Charges	25,140	55,313	(30,174)	-55%
Other Expense	708	759	(52)	-7%
Travel	-	-	-	0%
Capital Outlay	50,186	65,867	(15,680)	-24%
<b>Total Expenditures - Inland Parks</b>	<b>\$ 1,008,491</b>	<b>\$ 1,025,842</b>	<b>\$ (17,351)</b>	<b>-2%</b>
<b><u>Coastal Parks</u></b>				
Salaries	\$ 430,546	\$ 420,655	\$ 9,890	2%
Employee Benefits	210,034	201,995	8,039	4%
Other Personnel Expense	3,988	3,988	-	0%
Office Expense & Supplies	14,907	12,695	2,212	17%
Telephone & Utilities	233,617	306,359	(72,741)	-24%
Maintenance & Repair	122,833	178,390	(55,557)	-31%
Professional Services	2,696	7,757	(5,061)	-65%
Other Services & Charges	146,282	301,964	(155,682)	-52%
Other Expense	18,538	119,000	(100,462)	-84%
Travel	357	1,127	(770)	-68%
Capital Outlay	2,650	50,980	(48,330)	-95%
Transfer to Other Funds	-	-	-	0%
<b>Subtotal - Coastal Parks</b>	<b>\$ 1,186,448</b>	<b>\$ 1,604,910</b>	<b>\$ (418,462)</b>	<b>-26%</b>
<b><u>Beach Improvements</u></b>				
Maint & Repair	\$ (5,406)	\$ 10,260	\$ (15,666)	-153%
Professional Services	28,000	23,500	4,500	19%
Transfer to Other Funds	-	80,000	(80,000)	-
<b>Subtotal - Beach Improvements</b>	<b>\$ 22,594</b>	<b>\$ 33,760</b>	<b>\$ (11,166)</b>	<b>-33%</b>
<b><u>Pier Fund</u></b>				
Salaries	\$ 35,191	\$ 38,938	\$ (3,747)	-10%
Employee Benefits	2,865	3,206	(342)	-11%
Office Expense & Supplies	-	-	-	0%
Telephone & Utilities	1,890	1,776	115	6%
Maint & Repair Bldg & Grounds	10	1,250	(1,240)	-99%
Other Services & Charges	108	422	(314)	-74%
Transfer to Other Funds	-	-	-	0%
<b>Subtotal - Pier Fund</b>	<b>\$ 40,064</b>	<b>\$ 45,591</b>	<b>\$ (5,528)</b>	<b>-12%</b>
<b>Total Expenditures Coastal Parks</b>	<b>\$ 1,249,105</b>	<b>\$ 1,724,261</b>	<b>\$ (475,156)</b>	<b>-28%</b>

**Nueces County, Texas**  
**Statement of Expenditures Budget to Actual**  
**Airport Fund**  
**May 31, 2018**

	Original FY 2017/18 Budget	Adjusted FY 2017/18 Budget	Year to Date Activity	Balance	Percent of Budget Available
<b>Airport</b>					
Salaries	\$ 40,394	\$ 40,394	\$ 24,858	\$ 15,536	38.5%
Employee Benefits	16,932	16,932	12,004	4,928	29.1%
Office Expense & Supplies	1,500	1,500	230	1,270	84.7%
Telephone & Utilities	23,248	23,248	10,038	13,210	56.8%
Maintenance & Repair - Equipment & Vehicles	4,100	4,100	-	4,100	100.0%
Gasoline/Fuel	3,000	3,000	-	3,000	100.0%
Maintenance & Repair - Bldg & Grounds	25,000	25,000	11,456	13,544	54.2%
Professional Services	11,960	11,960	4,169	7,791	65.1%
Contingency Appropriations	34,364	34,364	-	34,364	100.0%
Other Services & Charges	8,074	8,074	4,333	3,741	46.3%
Other Expense	1,531	1,531	935	596	38.9%
Travel	2,000	2,000	379	1,621	81.1%
Transfer to Other Funds	50,000	50,000	13,871	36,129	72.3%
<b>Total Expenditures Airport</b>	<b>\$ 222,103</b>	<b>\$ 222,103</b>	<b>\$ 82,271</b>	<b>\$ 139,832</b>	<b>63.0%</b>

**Nueces County, Texas**  
**Comparison of Current Year to Prior Year Expenditures**  
**Airport Fund**  
**May 2017 vs May 2018**

	2017 - 18 Fiscal Year to Actual	2016 - 17 Prior Year to Actual	Increase (Decrease)	Current to Prior Year Percentage Change
<b>Airport</b>				
Salaries	\$ 24,858	\$ 24,123	\$ 735	3.0%
Employee Benefits	12,004	11,612	391	3.4%
Office Expense & Supplies	230	291	(61)	-20.9%
Telephone & Utilities	10,038	11,749	(1,711)	-14.6%
Maintenance & Repair - Equipment & Vehicles	-	-	-	0.0%
Gasoline/Fuel	-	128	(128)	-100.0%
Maintenance & Repair - Bldg & Grounds	11,456	15,365	(3,909)	-25.4%
Professional Services	4,169	200	3,969	1984.4%
Contingency Appropriations	-	-	-	0.0%
Other Services & Charges	4,333	6,798	(2,465)	-36.3%
Other Expense	935	1,017	(82)	-8.0%
Travel	379	1,241	(862)	-69.5%
Transfer to Other Funds	13,871	12,129	1,743	14.4%
<b>Total Expenditures Airport</b>	<b>\$ 82,271</b>	<b>\$ 84,652</b>	<b>\$ (2,380)</b>	<b>-2.8%</b>

**Nueces County, Texas**  
**Statement of Expenditures Budget to Actual**  
**Commissioners Precinct Funds - Special Revenue Fund**  
**May 31, 2018**

	Original FY 2017/18 Budget	Adjusted FY 2017/18 Budget	Year to Date Activity	Available Balance
<b><u>County Judge - Department 0136</u></b>				
5350 Contingency Appropriation	\$ 371,553	\$ 371,553	\$ -	\$ 371,553
5487 Outside Agencies	20,000	20,000	13,400	6,600
Total Expenditures	<u>\$ 391,553</u>	<u>\$ 391,553</u>	<u>\$ 13,400</u>	<u>\$ 378,153</u>
<b><u>Commissioner Precinct 1 - Department 1387</u></b>				
5310 Professional Services Expense	\$ -	\$ 20,384	\$ 20,384	\$ -
5350 Contingency Appropriation	499,143	475,259	-	475,259
5487 Outside Agencies	20,000	23,500	18,000	5,500
Total Expenditures	<u>\$ 519,143</u>	<u>\$ 519,143</u>	<u>\$ 38,384</u>	<u>\$ 480,759</u>
<b><u>Commissioner Precinct 2 - Department 0137</u></b>				
5210 Office Expense & Supplies	\$ -	\$ 145	\$ 145	\$ -
5350 Contingency Appropriation	57,554	57,409	-	57,409
5487 Outside Agencies	20,000	20,000	14,100	5,900
Total Expenditures	<u>\$ 77,554</u>	<u>\$ 77,554</u>	<u>\$ 14,245</u>	<u>\$ 63,309</u>
<b><u>Commissioner Precinct 2 - Department 1300</u></b>				
5260 Maint & repair-Bldgs & Grounds	\$ -	\$ -	\$ 8,900	\$ (8,900)
5350 Contingency Appropriation	11,912	2,737	-	2,737
5610 Capital Outlay	-	8,900	-	8,900
Total Expenditures	<u>\$ 11,912</u>	<u>\$ 11,637</u>	<u>\$ 8,900</u>	<u>\$ 2,737</u>
<b><u>Commissioner Precinct 3 - Department 1388</u></b>				
5350 Contingency Appropriation	\$ 340,600	\$ 340,600	\$ -	\$ 340,600
5487 Outside Agencies	20,000	20,000	16,000	4,000
Total Expenditures	<u>\$ 360,600</u>	<u>\$ 360,600</u>	<u>\$ 16,000</u>	<u>\$ 344,600</u>
<b><u>Commissioner Precinct 4 - Department 0138</u></b>				
5240 Maint & Repair-Equip & Vehicle	\$ -	\$ 3,520	\$ 3,520	\$ -
5350 Contingency Appropriation	237,316	222,463	-	222,463
5487 Outside Agencies	20,000	20,500	14,000	6,500
5610 Capital Outlay	-	5,378	-	5,378
Total Expenditures	<u>\$ 257,316</u>	<u>\$ 251,861</u>	<u>\$ 17,520</u>	<u>\$ 234,341</u>

**Nueces County, Texas**  
**Commissioners Court - Diabetes Funds**  
**For the Twelve Months Ended May 31, 2018**

COUNTY JUDGE DIABETIC FUND - Project

	FY17-18 Appropriations	\$10,000
5221	Food & Edibles	<u>(3,286)</u>
	Total Diabetes Expenses	<u>(3,286)</u>
	Available Balance	<u>\$6,714</u>

COMMISSIONER PRECINCT 1 - Project 511001

	FY17-18 Appropriations	\$10,000
5443	Inter-Local Agreements	<u>(6,000)</u>
	Total Diabetes Expenses	<u>(6,000)</u>
	Available Balance	<u>\$4,000</u>

COMMISSIONER PRECINCT 2 - Project 511002

	FY17-18 Appropriations	\$10,000
5443	Inter-Local Agreements	<u>\$(8,000)</u>
	Total Diabetes Expenses	<u>(8,000)</u>
	Available Balance	<u>\$2,000</u>

COMMISSIONER PRECINCT 3 - Project 511003

	FY17-18 Appropriations	\$10,000
5221	Food & Edibles	\$(1,903)
5443	Inter-Local Agreements	<u>\$(3,000)</u>
	Total Diabetes Expenses	<u>(4,903)</u>
	Available Balance	<u>\$5,097</u>

COMMISSIONER PRECINCT 4 - Project 511004

	FY17-18 Appropriations	\$10,000
5217	Postage & Federal Express	\$(455)
5443	Inter-Local Agreements	<u>\$(3,000)</u>
	Total Diabetes Expenses	<u>(3,455)</u>
	Available Balance	<u>\$6,545</u>

	<b>Total Annual Diabetes Fund</b>	\$50,000
	<b>Total Year-to-Date Expenses</b>	<u>(25,644)</u>
	<b>Available Balance</b>	<u><b>\$24,356</b></u>



**Nueces County, Texas**  
**Commissioners Court - RTA Funds**  
**May 31, 2018**

<b>County Judge RTA Fund</b>		
<hr/>		
Carry forward fund balance 09/30/2017		\$ 110,675
	Total RTA Expenses	-
	Available Balance	\$ 110,675
<b>Commissioner Precinct 1</b>		
<hr/>		
Carry forward fund balance 09/30/2017		\$ 157,703
	Total RTA Expenses	-
	Available Balance	\$ 157,703
<b>Commissioner Precinct 2</b>		
<hr/>		
Carry forward fund balance 09/30/2017		\$ 68,407
	Total RTA Expenses	-
	Available Balance	\$ 68,407
<b>Commissioner Precinct 3</b>		
<hr/>		
Carry forward fund balance 09/30/2017		\$ 144,206
	Total RTA Expenses	-
	Available Balance	\$ 144,206
<b>Commissioner Precinct 4</b>		
<hr/>		
Carry forward fund balance 09/30/2017		\$ 124,050
	Total RTA Expenses	-
	Available Balance	\$ 124,050



# **SCHEDULES**

(Unaudited)

**Nueces County, Texas**  
**Statement of Transfers In and Out by Fund**  
**May 31, 2018**

	<u>Transfers In</u>	<u>Transfers Out</u>
<b><u>I &amp; S Debt Service Fund</u></b>		
Special Revenue Fund	630,000	-
<b><u>General Fund</u></b>		
Airport Fund	-	47,850
Capital Projects Fund	-	250,000
Inland Park Fund	-	1,218,091
Main Grant Fund	-	8,146
Road Fund	-	8,471
Special Revenue Fund	851	1,784,963
Stadium Fairgrnds	-	885,000
<b><u>Road Fund</u></b>		
Capital Projects Fund	800,000	-
General Fund	8,471	-
<b><u>Special Revenue Fund</u></b>		
Capital Projects Fund	-	85,000
Debt Srvc Fund (I&S)	-	630,000
General Fund	1,784,963	851
Main Grant Fund	1,521	18,257
Special Revenue Fund	46,000	46,000
Stadium Fairgrnds	-	60,000
TJPC Grant Fund	200	-
<b><u>Stadium/Fairgrounds Fund</u></b>		
General Fund	885,000	-
Special Revenue Fund	60,000	-
Stadium Fairgrnds	-	-
<b><u>Airport Fund</u></b>		
General Fund	47,850	-
Main Grant Fund	-	13,871
<b><u>Inland Parks Fund</u></b>		
General Fund	1,218,091	-
Stadium Fairgrnds	-	-
<b><u>Coastal Parks Fund</u></b>		
Capital Projects	1,200,000	-
<b><u>Capital Projects Fund</u></b>		
Coastal Parks Fund	-	1,200,000
General Fund	250,000	-
Main Grant Fund	-	0
Road Fund	-	800,000
Special Revenue Fund	85,000	-
<b><u>Main Grant Fund</u></b>		
Airport Fund	13,871	-
Capital Projects	0	-
General Fund	8,146	-
Main Grant Fund	-	1,477
Special Revenue Fund	19,734	1,521
<b><u>TJJT Grant Fund</u></b>		
Special Revenue Fund	-	200
<b>Total Financing Uses</b>	<b>\$ 7,059,698</b>	<b>\$ 7,059,698</b>

**Nueces County, Texas**  
**Capital Projects Budget to Actual**  
**May 31, 2018**

<u>Project Code</u>	<u>Description</u>	<u>Adjusted Project Budget</u>	<u>Prior Years Expenditures</u>	<u>Current Year Expenditures</u>	<u>Capital Project Budgets Balance</u>
<b>County Judge</b>					
19193000	Airport Improvements	\$ 1,632,858	\$ 57,478	\$ -	\$ 1,575,380
19193001	Airport Terminal Building	867,142	600,000	228,347	38,795
19193002	Airport Apron Expansion	500,000	7,849	30,667	461,484
19213000	County Judge	650,000	-	-	650,000
19010500	Capital Proj Fund (Co Judge)	260,383	146,812	-	113,571
19010501	Juvenile Prob Facility Repair	100,000	59,050	18,200	22,750
	<b>County Judge</b>	<b>\$ 4,010,383</b>	<b>\$ 871,189</b>	<b>\$ 277,214</b>	<b>\$ 2,861,980</b>
<b>Commissioner Precinct 1</b>					
19152502	Precinct 1 Channel Maintenance	\$ 499,081	\$ 440,118	\$ -	\$ 58,963
19176001	Commissioner Pct 1 Unallocated	61,191	-	-	61,191
19194000	Commissioner Pct 1	70,906	-	-	70,906
19194001	County Road 52 Phase II	1,448,035	1,448,035	-	1
19194002	LBasell Youth Sports Complex	1,000,000	683,585	6,082	310,333
19194003	Oilbelt Parking Renovation	610,928	41,053	300,067	269,808
19214000	Commissioner Pct 1	410,000	-	-	410,000
19214001	Haven Park	125,000	30,433	17,353	77,214
19214002	Hilltop Parking	-	-	3,936	(3,936)
19214003	CR 69 Drainage Improvements	550,000	285,485	237,178	27,337
19010600	Capital Proj Fund (Pct 1)	350,000	130,929	0	219,071
	<b>Commissioner Precinct 1</b>	<b>\$ 5,125,141</b>	<b>\$ 3,059,637</b>	<b>\$ 564,617</b>	<b>\$ 1,500,887</b>
<b>Commissioner Precinct 2</b>					
19152503	Precinct II Channel Maint	\$ 265,568	\$ 232,146	\$ -	\$ 33,422
19195001	Bishop Fire Station Renovation	329,222	291,351	12,431	25,440
19195002	Amistad Veterans Memorial Park	250,000	122,181	62,883	64,936
19195003	Bishop Library Renovations	368,337	358,462	-	9,875
19195004	Bishop Senior Center Improveme	252,441	198,594	550	53,297
19195005	Petronila Retention Pond	750,000	1,000	-	749,000
19195006	Road Improvements	1,050,000	-	-	1,050,000
19215000	Commissioner Pct 2	1,000,000	-	-	1,000,000
19010700	Capital Proj Fund (Pct 2)	371,110	121,069	3,946	246,095
	<b>Commissioner Precinct 2</b>	<b>\$ 4,636,678</b>	<b>\$ 738,439</b>	<b>\$ 79,810</b>	<b>\$ 3,232,066</b>
<b>Commissioner Precinct 3</b>					
19150007	Terry Shamsie Blvd	\$ 11,729	\$ 11,729	\$ -	\$ -
19152504	Prcct III Channel Maintenance	734,617	688,154	-	46,463
19196001	Keach Family Library Imp	49,865	49,865	-	(0)
19196002	CR 36 Improvments	1,707,724	1,658,378	441	48,905
19196003	Terry Shamsie Blvd Imp	1,031,980	1,031,980	-	-
19196004	NC Parks Restroom Facility	210,431	206,633	-	3,798
19216000	Commissioner Pct 3	700,000	-	-	700,000
19010800	Capital Proj Fund(Pct 3)	350,000	-	-	350,000
	<b>Commissioner Precinct 3</b>	<b>\$ 4,796,346</b>	<b>\$ 3,646,740</b>	<b>\$ 441</b>	<b>\$ 1,149,165</b>

**Nueces County, Texas**  
**Capital Projects Budget to Actual**  
**May 31, 2018**

<u>Project Code</u>	<u>Description</u>	<u>Adjusted Project Budget</u>	<u>Prior Years Expenditures</u>	<u>Current Year Expenditures</u>	<u>Capital Project Budgets Balance</u>
<b>Commissioner Precinct 4</b>					
19151124	Ranger Station/Padre Balli Imp	\$ 394,000	\$ 394,000	\$ -	\$ 0
19197000	Commissioner Pct 4	1,864,804	-	-	1,864,804
19197001	I.B. Magee Park	204,332	196,831	7,500	1
19197002	Padre Balli Park Imp (15)	1,011,364	1,148,599	7,604	(144,839)
19197004	Padre Balli Concessionaire Mod	16,000	-	-	16,000
19210006	Padre Balli Park Imp (16)	150,000	150,000	-	-
19217000	Commissioner Pct 4	904,557	-	-	904,557
19217001	Pier Electrical	190,886	190,886	-	-
19010401	I.B. Magee Park	1,800,000	-	12,870	1,787,130
19010402	Padre Balli Park Imp	481,170	-	279,758	201,412
19010900	Capital Proj Fund(Pct 4)	350,000	200,000	-	150,000
	<b>Commissioner Precinct 4</b>	<u>\$ 7,367,113</u>	<u>\$ 2,280,316</u>	<u>\$ 307,732</u>	<u>\$ 4,779,065</u>
<b>Fairgrounds Upgrades &amp; Repairs</b>					
19172005	Landscape & Irrigation	\$ 169,636	\$ 169,636	\$ -	\$ 0
19172022	Repair/Upgrade Fairgrounds Std	250,000	237,922	-	12,078
19172026	Furniture & Equip Fairgrds	243,188	243,188	-	(0)
19013800	Arena HVAC System	750,000	639,572	-	110,428
	<b>Fairgrounds Upgrades &amp; Repairs</b>	<u>\$ 1,412,824</u>	<u>\$ 1,290,318</u>	<u>\$ -</u>	<u>\$ 122,506</u>
<b>Main Jail Renovations</b>					
19153325	County Jail - New Coils A/C	\$ 100,000	\$ 118,900	\$ -	\$ (18,900)
19175001	Jail Fire Alarm System	854,528	854,528	-	0
19175004	Jail GMP Study Items	505,532	505,532	-	1
19175011	Elevator #5 Jail Transport	300,000	281,300	-	18,700
19013100	Jail Water Pump	25,000	-	7,200	17,800
	<b>Main Jail Renovations</b>	<u>\$ 1,785,060</u>	<u>\$ 1,760,259</u>	<u>\$ 7,200</u>	<u>\$ 17,601</u>
<b>McKenzie Jail Renovations</b>					
19174012	McKinzie Annex Dormitories	\$ 180,000	\$ 156,857	\$ 15,429	\$ 7,714
19174013	McKinzie Annex Fire Alarm	450,000	23,308	325	426,368
	<b>McKenzie Jail Renovations</b>	<u>\$ 630,000</u>	<u>\$ 180,165</u>	<u>\$ 15,754</u>	<u>\$ 434,082</u>
<b>County Auditor</b>					
19151126	Records Warehouse HVAC	53,575	-	-	53,575
19177004	Juv Justice Ctr Chillers	\$ 607,664	\$ 494,632	\$ 34,685	\$ 78,346
19177005	Juv Justice Center Renovations	80,000	80,000	-	-
19216001	Berlanga FEMA Repairs	300,000	-	298,167	1,833
	<b>County Auditor</b>	<u>\$ 1,041,239</u>	<u>\$ 574,632</u>	<u>\$ 332,852</u>	<u>\$ 133,755</u>

**Nueces County, Texas**  
**Capital Projects Budget to Actual**  
**May 31, 2018**

<u>Project Code</u>	<u>Description</u>	<u>Adjusted Project Budget</u>	<u>Prior Years Expenditures</u>	<u>Current Year Expenditures</u>	<u>Capital Project Budgets Balance</u>
<b>Information Technology Systems</b>					
19170004	Jail Management (07)	\$ 265,518	\$ 265,518	\$ -	\$ -
19178001	Case Management System	5,735,000	5,679,930	-	55,070
19178003	ONESolution Add-On Modules	623,378	657,582	-	(34,204)
19178005	Website System Upgrade	295,000	91,712	31,011	172,277
19178011	Keach Library IT Upgrade	40,000	39,793	-	207
19178012	IT Wireless - Island Park	100,000	99,888	-	112
19178013	IT Upgrades for PW	147,840	144,377	-	3,463
19178015	Email System	133,011	144,827	-	(11,816)
19178018	IT Calence Networking	938,057	938,057	-	0
19178019	IP Telephone System	1,350,182	786,412	41,513	522,257
19178020	IT Equip-BladeServ,SAN,Switch	665,000	663,777	-	1,223
19178021	IT Equip-Repl 231 XP Computers	450,000	437,601	-	12,399
19218001	Juvenile iPhone	200,000	180,618	18,655	727
19218002	Dist. Clerk Redaction	150,000	-	-	150,000
19218003	Social Service Mgmt Software	110,000	40,388	66,067	3,545
19218004	Tax Office Queueing System	100,000	-	-	100,000
19218005	Jail Management (16)	1,330,000	699,311	477,545	153,144
19218006	IT Switch Upgrade	150,000	-	2,474	147,526
19218007	Laserfiche Conversion	158,472	-	-	158,472
19218008	Replace Server	70,000	-	-	70,000
19218009	Network Awareness Software	95,000	-	16,077	78,923
19228000	IT Unallocated	50,000	-	-	50,000
19228001	IT Cloud	350,000	-	-	350,000
	<b>Information Technology Systems</b>	<u>\$ 13,106,458</u>	<u>\$ 10,869,792</u>	<u>\$ 653,342</u>	<u>\$ 1,583,324</u>
<b>McKinzie Projects</b>					
19170003	McKinzie Annex Expansion (07)	\$ 100,000	\$ 100,000	\$ -	\$ -
19191000	McKinzie Annex Expansion (15)	2,229,716	182,133	881,157	1,166,425
19210003	McKinzie Annex Expansion (16)	200,000	200,000	-	-
19013400	McKinzie Annex Renovations	40,000	36,230	-	3,770
	<b>McKinzie Projects</b>	<u>\$ 2,569,716</u>	<u>\$ 518,363</u>	<u>\$ 881,157</u>	<u>\$ 1,170,195</u>

**Nueces County, Texas**  
**Capital Projects Budget to Actual**  
**May 31, 2018**

<u>Project Code</u>	<u>Description</u>	<u>Adjusted Project Budget</u>	<u>Prior Years Expenditures</u>	<u>Current Year Expenditures</u>	<u>Capital Project Budgets Balance</u>
<b>ADA Improvements</b>					
19190005	Hilltop/Bill Bode ADA Imp (15)	\$ 94,258	\$ -	\$ 86,808	\$ 7,450
19192000	ADA Improvements	2,489,031	1,362,386	279,727	846,918
19192001	Bishop Bldg ADA Imp	176,644	-	36,150	140,494
19192002	Banquete Bldg ADA Imp	129,820	-	-	129,820
19192003	Berlanga Bldg ADA Imp	110,247	-	-	110,247
19212000	ADA Improvements	-	-	-	-
19212001	Courthouse ADA Improvements	4,240,609	234	4,155	4,236,220
19212002	Hilltop/Bill Bode Bldg ADA Imp	1,593,649	23,495	111,855	1,458,299
19212003	Calderon Bldg ADA Imp	537,786	426,856	111,422	(492)
19212004	Polston Bldg ADA Imp	291,802	-	-	291,802
19212006	Robstown Comm ADA Imp	221,568	-	-	221,568
19212007	Bishop Bldg ADA Imp	-	-	-	-
19212008	Banquete Bldg ADA Imp	-	-	-	-
19212009	Berlanga Bldg ADA Imp	-	-	-	-
19212010	Bishop Comm ADA Imp	109,820	15,403	-	94,417
19212011	Bldg ADA Design Fees	4,766	-	-	4,766
19222000	ADA Unallocated	1,000,000	-	-	1,000,000
19013700	ADA Upgrades	230,000	195,600	24,355	10,045
	<b>ADA Improvements</b>	<u>\$ 11,230,000</u>	<u>\$ 2,023,974</u>	<u>\$ 654,473</u>	<u>\$ 8,551,553</u>
<b>Airport Projects</b>					
19011600	Airport Hangars	\$ 658,156	\$ 655,088	\$ -	\$ 3,068
	<b>Airport Projects</b>	<u>\$ 658,156</u>	<u>\$ 655,088</u>	<u>\$ -</u>	<u>\$ 3,068</u>
<b>Road Bridge &amp; Drainage</b>					
19152002	Road Rehabiltn-New County Roads	\$ 36,615	\$ 36,615	\$ -	\$ 1
19176000	CR 52 Renovations (Match)	1,121,734	1,121,734	-	(0)
19219000	Road, Bridge & Drainage	1,000,000	8,281	2,500	989,219
19219001	CSCD Parking Lot	100,000	84,591	-	15,409
19229000	R&B Unallocated	200,000	-	-	200,000
	<b>Road Bridge &amp; Drainage</b>	<u>\$ 2,258,349</u>	<u>\$ 1,251,220</u>	<u>\$ 2,500</u>	<u>\$ 1,004,629</u>



**Nueces County, Texas**  
**Capital Projects Budget to Actual**  
**May 31, 2018**

<u>Project Code</u>	<u>Description</u>	<u>Adjusted Project Budget</u>	<u>Prior Years Expenditures</u>	<u>Current Year Expenditures</u>	<u>Capital Project Budgets Balance</u>
<b>Buildings &amp; Facilities</b>					
19153326	Tower Elevator Doors	\$ 100,000	\$ 99,798	\$ -	\$ 202
19170002	IT Space Renovation (07)	17,075	17,075	-	-
19171000	Heritage Center Phase II	512,627	512,628	-	(1)
19172019	Signage	3,761	3,761	-	(0)
19211000	Building & Facility Renovation	100,000	-	-	100,000
19211001	Courthouse Skylight Replace	900,000	-	-	900,000
19211002	IT Space Renovation (16)	140,603	140,603	-	-
19211003	Waco St - Emergency Gen	1,000,000	94,028	26,725	879,248
19211004	Hilltop Roof Replacement	1,400,000	65,015	2,285	1,332,700
19211005	Robstown Comm. Center Reparis	65,000	-	-	65,000
19211006	Berlanga Bldg Repair	55,000	-	-	55,000
19211007	Juvenile Justice HVAC	200,000	197,700	-	2,300
19211008	METASYS System	90,000	49,790	24,775	15,435
19211009	Courthouse/Jail HVAC	73,000	58,780	-	14,220
19211010	McKinzie Annex Imp	83,000	64,950	-	18,050
19211011	CSCD Cook Bldg HVAC	90,000	68,775	-	21,225
19211012	Bishop Bldg HVAC	34,675	12,500	-	22,175
19211013	Agua Dulce Bldg HVAC	29,325	29,325	-	-
19211014	Web Based Control HVAC	300,000	-	99,149	200,851
19013200	Calderon Tax Office	57,816	55,234	-	2,582
19013500	Keach Fam Library HVAC Phase II	169,450	169,450	-	-
19013600	Tax Office Remodel	100,000	-	-	100,000
19013621	JP 2-1 Bldg Renovation	100,000	-	-	100,000
19013900	Parking Garage (Gate)	15,565	15,565	-	-
19014000	Mechanical Maint (Steam Gen)	125,000	105,969	-	19,031
19014100	Hilltop Electrical	68,000	66,069	-	1,931
19014200	Sr Comm Services (Roof)	35,000	27,450	-	7,550
19014300	Berlanga Sr Bldg (Repairs)	50,000	4,348	-	45,652
<b>Buildings &amp; Facilities</b>		<u>\$ 5,914,897</u>	<u>\$ 1,858,812</u>	<u>\$ 152,934</u>	<u>\$ 3,903,151</u>

**Nueces County, Texas**  
**Capital Projects Budget to Actual**  
**May 31, 2018**

<u>Project Code</u>	<u>Description</u>	<u>Adjusted Project Budget</u>	<u>Prior Years Expenditures</u>	<u>Current Year Expenditures</u>	<u>Capital Project Budgets Balance</u>
<b>County Parks</b>					
19152805	Coastal Parks Capital Improv	\$ 693,423	\$ 690,173	\$ -	\$ 3,250
19153322	Hilltop Park Enhancement	159,652	112,272	-	47,380
19153324	L. Basell Park/Phase III	72,203	72,203	-	0
19221000	Inland Park Repairs Unallocated	300,000	-	-	300,000
19012100	Hazel Bazemore Clean-up	504,059	431,714	17,970	54,375
19013300	L. Basell Park/Phase II	204,819	204,819	-	-
	<b>County Parks</b>	<u>\$ 1,934,156</u>	<u>\$ 1,511,181</u>	<u>\$ 17,970</u>	<u>\$ 405,005</u>
<b>Individual Projects</b>					
19150100	Unallocated-04 Co Funds	\$ 14,066	\$ -	\$ -	\$ 14,066
19151601	Upgrade TV System-Courthouse	202,765	202,765	-	0
191900	2015 Certificate of Obligation	461,446	238,902	-	222,544
19201000	Harbor Bridge Project	12,000,000	6,000,000	3,000,000	3,000,000
19210000	2016 Certificate of Obligation	267,547	259,576	-	7,971
19220000	2017 CO Unallocated	3,236,718	-	3,231,260	5,459
19010100	Misc Projects	1,310,870	1,215,689	-	95,181
19010400	Rd Dist IV Projects	5,674,438	902,725	2,000,000	2,771,713
19012700	Major Capital Proj Contingency	413,241	420,241	-	(7,000)
19012900	Court Proj Sanction Fund	74,950	74,950	-	0
19013000	Computers DA, Sheriff & Constable	450,000	428,509	-	21,491
	<b>Individual Projects</b>	<u>\$ 24,106,041</u>	<u>\$ 9,743,357</u>	<u>\$ 8,231,260</u>	<u>\$ 6,131,425</u>
<b>Total Capital Projects</b>		<u>\$ 92,882,557</u>	<u>\$ 43,126,664</u>	<u>\$ 12,179,254</u>	<u>\$ 37,283,457</u>

**Nueces County, Texas**  
**Debt Service Requirements**  
**May 31, 2018**

<b>Fiscal Year</b>	<b>Total Principal</b>	<b>Total Interest</b>	<b>Fiscal Year Debt Requirement</b>
State Energy Loan	522,156	102,998	625,154
Series 2010 General Obligation Refunding Bonds	5,570,000	1,172,150	6,742,150
Series 2012 General Obligation Refunding Bond	-	1,005,050	1,005,050
Series 2015 Certificate of Obligation	580,000	734,963	1,314,963
Series 2015 General Obligation Refunding Bond	1,710,000	1,041,500	2,751,500
Series 2016 Certificate of Obligation	660,000	835,800	1,495,800
Series 2017 Certificate of Obligation	130,000	113,748	243,748
<b>2017-18</b>	<b>9,172,156</b>	<b>5,006,209</b>	<b>14,178,365</b>
State Energy Loan	532,678	92,476	625,154
Series 2010 General Obligation Refunding Bonds	5,410,000	897,650	6,307,650
Series 2012 General Obligation Refunding Bond	-	1,005,050	1,005,050
Series 2015 Certificate of Obligation	790,000	713,363	1,503,363
Series 2015 General Obligation Refunding Bond	2,205,000	991,325	3,196,325
SIB Harbor Bridge Loan	361,570	427,719	789,289
Series 2016 Certificate of Obligation	-	822,600	822,600
Series 2017 Certificate of Obligation	115,000	156,500	271,500
<b>2018-19</b>	<b>9,414,248</b>	<b>5,106,683</b>	<b>14,520,931</b>
State Energy Loan	543,190	81,964	625,154
Series 2010 General Obligation Refunding Bonds	5,410,000	654,200	6,064,200
Series 2012 General Obligation Refunding Bond	-	1,005,050	1,005,050
Series 2015 Certificate of Obligation	845,000	680,663	1,525,663
Series 2015 General Obligation Refunding Bond	1,645,000	933,575	2,578,575
SIB Harbor Bridge Loan	374,338	414,951	789,289
Series 2016 Certificate of Obligation	820,000	806,200	1,626,200
Series 2017 Certificate of Obligation	185,000	150,500	335,500
<b>2019-20</b>	<b>9,822,528</b>	<b>4,727,103</b>	<b>14,549,631</b>
State Energy Loan	554,566	70,589	625,155
Series 2010 General Obligation Refunding Bonds	5,655,000	404,625	6,059,625
Series 2012 General Obligation Refunding Bond	-	1,005,050	1,005,050
Series 2015 Certificate of Obligation	875,000	650,638	1,525,638
Series 2015 General Obligation Refunding Bond	1,695,000	883,475	2,578,475
SIB Harbor Bridge Loan	387,556	401,732	789,288
Series 2016 Certificate of Obligation	410,000	781,600	1,191,600
Series 2017 Certificate of Obligation	195,000	142,900	337,900
<b>2020-21</b>	<b>9,772,122</b>	<b>4,340,609</b>	<b>14,112,731</b>

**Nueces County, Texas**  
**Debt Service Requirements**  
**May 31, 2018**

<b>Fiscal Year</b>	<b>Total Principal</b>	<b>Total Interest</b>	<b>Fiscal Year Debt Requirement</b>
State Energy Loan	565,684	59,470	625,154
Series 2010 General Obligation Refunding Bonds	5,265,000	131,625	5,396,625
Series 2012 General Obligation Refunding Bond	-	1,005,050	1,005,050
Series 2015 Certificate of Obligation	910,000	619,313	1,529,313
Series 2015 General Obligation Refunding Bond	2,430,000	809,449	3,239,449
SIB Harbor Bridge Loan	401,242	388,047	789,289
Series 2016 Certificate of Obligation	425,000	764,900	1,189,900
Series 2017 Certificate of Obligation	205,000	134,900	339,900
<b>2021-22</b>	<b>10,201,926</b>	<b>3,912,754</b>	<b>14,114,680</b>
State Energy Loan	576,656	48,498	625,154
Series 2012 General Obligation Refunding Bond	5,530,000	866,800	6,396,800
Series 2015 Certificate of Obligation	895,000	583,213	1,478,213
Series 2015 General Obligation Refunding Bond	2,075,000	719,350	2,794,350
SIB Harbor Bridge Loan	415,411	373,878	789,289
Series 2016 Certificate of Obligation	440,000	747,600	1,187,600
Series 2017 Certificate of Obligation	210,000	126,600	336,600
<b>2022-23</b>	<b>10,142,067</b>	<b>3,465,939</b>	<b>13,608,006</b>
State Energy Loan	588,454	36,700	625,154
Series 2012 General Obligation Refunding Bond	5,815,000	583,175	6,398,175
Series 2015 Certificate of Obligation	925,000	546,813	1,471,813
Series 2015 General Obligation Refunding Bond	2,165,000	634,550	2,799,550
SIB Harbor Bridge Loan	430,080	359,208	789,288
Series 2016 Certificate of Obligation	460,000	729,600	1,189,600
Series 2017 Certificate of Obligation	220,000	118,000	338,000
<b>2023-24</b>	<b>10,603,534</b>	<b>3,008,046</b>	<b>13,611,580</b>
State Energy Loan	600,408	24,746	625,154
Series 2012 General Obligation Refunding Bond	5,390,000	303,050	5,693,050
Series 2015 Certificate of Obligation	955,000	509,213	1,464,213
Series 2015 General Obligation Refunding Bond	2,975,000	531,750	3,506,750
SIB Harbor Bridge Loan	445,268	344,021	789,289
Series 2016 Certificate of Obligation	485,000	710,700	1,195,700
Series 2017 Certificate of Obligation	230,000	109,000	339,000
<b>2024-25</b>	<b>11,080,676</b>	<b>2,532,480</b>	<b>13,613,156</b>
State Energy Loan	612,515	12,639	625,154
Series 2012 General Obligation Refunding Bond	5,610,000	84,150	5,694,150
Series 2015 Certificate of Obligation	965,000	465,988	1,430,988
Series 2015 General Obligation Refunding Bond	1,800,000	427,250	2,227,250
SIB Harbor Bridge Loan	460,991	328,298	789,289
Series 2016 Certificate of Obligation	1,000,000	681,000	1,681,000
Series 2017 Certificate of Obligation	240,000	99,600	339,600
<b>2025-26</b>	<b>10,688,506</b>	<b>2,098,925</b>	<b>12,787,431</b>

**Nueces County, Texas**  
**Debt Service Requirements**  
**May 31, 2018**

<b>Fiscal Year</b>	<b>Total Principal</b>	<b>Total Interest</b>	<b>Fiscal Year Debt Requirement</b>
State Energy Loan	247,944	1,700	249,644
Series 2015 Certificate of Obligation	1,100,000	414,363	1,514,363
Series 2015 General Obligation Refunding Bond	7,645,000	191,125	7,836,125
SIB Harbor Bridge Loan	477,270	312,019	789,289
Series 2016 Certificate of Obligation	1,050,000	634,750	1,684,750
Series 2017 Certificate of Obligation	245,000	89,900	334,900
<b>2026-27</b>	<u>10,765,214</u>	<u>1,643,857</u>	<u>12,409,071</u>
Series 2015 Certificate of Obligation	925,000	372,988	1,297,988
SIB Harbor Bridge Loan	494,124	295,165	789,289
Series 2016 Certificate of Obligation	1,095,000	581,125	1,676,125
Series 2017 Certificate of Obligation	255,000	81,175	336,175
<b>2027-28</b>	<u>2,769,124</u>	<u>1,330,453</u>	<u>4,099,577</u>
Series 2015 Certificate of Obligation	970,000	334,863	1,304,863
SIB Harbor Bridge Loan	511,572	277,716	789,288
Series 2016 Certificate of Obligation	1,155,000	524,875	1,679,875
Series 2017 Certificate of Obligation	265,000	73,375	338,375
<b>2028-29</b>	<u>2,901,572</u>	<u>1,210,829</u>	<u>4,112,401</u>
Series 2015 Certificate of Obligation	1,010,000	290,413	1,300,413
SIB Harbor Bridge Loan	529,637	259,651	789,288
Series 2016 Certificate of Obligation	1,215,000	465,625	1,680,625
Series 2017 Certificate of Obligation	270,000	66,025	336,025
<b>2029-30</b>	<u>3,024,637</u>	<u>1,081,714</u>	<u>4,106,351</u>
Series 2015 Certificate of Obligation	1,045,000	253,231	1,298,231
SIB Harbor Bridge Loan	548,340	240,948	789,288
Series 2016 Certificate of Obligation	1,275,000	403,375	1,678,375
Series 2017 Certificate of Obligation	280,000	59,150	339,150
<b>2030-31</b>	<u>3,148,340</u>	<u>956,704</u>	<u>4,105,044</u>
Series 2015 Certificate of Obligation	1,095,000	208,875	1,303,875
SIB Harbor Bridge Loan	567,704	221,585	789,289
Series 2016 Certificate of Obligation	1,340,000	338,000	1,678,000
Series 2017 Certificate of Obligation	285,000	51,375	336,375
<b>2031-32</b>	<u>3,287,704</u>	<u>819,835</u>	<u>4,107,539</u>
Series 2015 Certificate of Obligation	1,150,000	152,750	1,302,750
SIB Harbor Bridge Loan	587,751	201,538	789,289
Series 2016 Certificate of Obligation	1,410,000	269,250	1,679,250
Series 2017 Certificate of Obligation	295,000	42,675	337,675
<b>2032-33</b>	<u>3,442,751</u>	<u>666,213</u>	<u>4,108,964</u>

**Nueces County, Texas**  
**Debt Service Requirements**  
**May 31, 2018**

Fiscal Year	Total Principal	Total Interest	Fiscal Year Debt Requirement
Series 2015 Certificate of Obligation	1,210,000	93,750	1,303,750
SIB Harbor Bridge Loan	608,506	180,783	789,289
Series 2016 Certificate of Obligation	1,485,000	196,875	1,681,875
Series 2017 Certificate of Obligation	305,000	33,675	338,675
<b>2033-34</b>	<u>3,608,506</u>	<u>505,083</u>	<u>4,113,589</u>
Series 2015 Certificate of Obligation	1,270,000	31,750	1,301,750
SIB Harbor Bridge Loan	629,994	159,295	789,289
Series 2016 Certificate of Obligation	1,555,000	120,875	1,675,875
Series 2017 Certificate of Obligation	315,000	24,375	339,375
<b>2034-35</b>	<u>3,769,994</u>	<u>336,295</u>	<u>4,106,289</u>
SIB Harbor Bridge Loan	652,241	137,048	789,289
Series 2016 Certificate of Obligation	1,640,000	41,000	1,681,000
Series 2017 Certificate of Obligation	325,000	14,775	339,775
<b>2035-36</b>	<u>2,617,241</u>	<u>192,823</u>	<u>2,810,064</u>
SIB Harbor Bridge Loan	675,273	114,016	789,289
Series 2017 Certificate of Obligation	330,000	4,950	334,950
<b>2036-37</b>	<u>1,005,273</u>	<u>118,966</u>	<u>1,124,239</u>
SIB Harbor Bridge Loan	699,119	90,170	789,289
<b>2037-38</b>	<u>699,119</u>	<u>90,170</u>	<u>789,289</u>
SIB Harbor Bridge Loan	723,807	65,482	789,289
<b>2038-39</b>	<u>723,807</u>	<u>65,482</u>	<u>789,289</u>
SIB Harbor Bridge Loan	749,366	39,923	789,289
<b>2039-40</b>	<u>749,366</u>	<u>39,923</u>	<u>789,289</u>
SIB Harbor Bridge Loan	775,828	13,461	789,289
<b>2040-41</b>	<u>775,828</u>	<u>13,461</u>	<u>789,289</u>
<b>Total Debt Service Requirements</b>	<u><u>\$134,186,239</u></u>	<u><u>\$43,270,552</u></u>	<u><u>\$177,456,791</u></u>



## Nueces County Summary of Revenue Reports



For revenue reports received for May - 2018  
As of June 29, 2018

The monthly revenue reports have been received and proofed by the County Auditor's Office, where they are on file for inspection. The monthly revenue reports are respectfully presented to the Commissioners Court for approval, in accordance with LGC 114.002, 114.043, and 114.044. Reports are considered late after the 25th of the following month.

DEPT.			Last 6 months	April 2018 REPORT STATUS	LAST REPORT
<u>CODE</u>	<u>DEPARTMENT</u>	<u>DEPARTMENT HEAD</u>	<u>% Timely</u>	<u>✓ Received</u>	<u>SUBMITTED</u>
0160	Airport Fund	John Cox	100.00%	✓	
1710	Animal Control	Juan Ramirez	100.00%	✓	
0180	Coastal Management	Scott Cross	100.00%	✓	
1180	County Clerk Collections	Kara Sands	100.00%	✓	
1160	County Clerk Fee Account	Kara Sands	100.00%	✓	
1170	County Clerk Treasury	Kara Sands	100.00%	✓	
3700	County Sheriff - Bond Account	Jim Kaelin	100.00%	✓	
3700	County Sheriff - Civil Account	Jim Kaelin	100.00%	✓	
1324	County Sheriff - Inmate Benefit	Jim Kaelin	100.00%	✓	
3720	County Sheriff - Inmate Trust Account	Jim Kaelin	100.00%	✓	
1329	County Sheriff-Federal Narcotics	Jim Kaelin	100.00%	✓	
3021	CountyClerk School Fund	Kara Sands	100.00%	✓	
1326	District Attorney - Victim Restitution	Mark Gonzalez	0.00%	Not received yet	June 2017
3530	District Clerk- Child Support	Anne Lorentzen	100.00%	✓	
3530	District Clerk Fee Operating Account	Anne Lorentzen	100.00%	✓	
3530	District Clerk-Criminal Bond Registry	Anne Lorentzen	100.00%	✓	
3530	District Clerk-Invested Trust Accounts	Anne Lorentzen	100.00%	✓	
3530	District Clerk-Registry Accts.# 1 & 2	Anne Lorentzen	100.00%	✓	
0140	Fairgrounds Stadium	Edward Herrera	16.67%	✓	
1356	Hilltop Community Center	Edward Herrera	100.00%	✓	
3480	Juvenile Probation	Homer Flores	100.00%	✓	
0150	Law Library	Abraham Gonzales, Jr.	100.00%	✓	
3890	Medical Examiner	Dr. Ray Fernandez	100.00%	✓	
1470	Records Management Center	Lance Murphy	100.00%	✓	
1359	Robstown & SanJuan Parks	Edward Herrera	100.00%	✓	
4190	Senior Community Services	Edward Herrera	16.67%	✓	
<b>TAX ASSESSOR-COLLECTOR</b>					
1200	Proration Account	Kevin Kieschnick	100.00%	✓	
1200	Monthly Collected Taxes	Kevin Kieschnick	100.00%	✓	
1200	Gen. Services Account	Kevin Kieschnick	100.00%	✓	
1200	Motor Vehicle Account (2)	Kevin Kieschnick	100.00%	✓	
1200	Property Tax Acct	Kevin Kieschnick	100.00%	✓	
1200	V I T Escrow	Kevin Kieschnick	100.00%	✓	
1200	IRP Funds	Kevin Kieschnick	100.00%	✓	



## Nueces County Summary of Revenue Reports



For revenue reports received for May - 2018  
As of June 29, 2018

DEPT.			Last 6 months	April 2018 REPORT STATUS	LAST REPORT
<u>CODE</u>	<u>DEPARTMENT</u>	<u>DEPARTMENT HEAD</u>	<u>% Timely</u>	<u>✓ Received</u>	<u>SUBMITTED</u>
<b>JUSTICES OF THE PEACE</b>					
3600	Precinct 1, Place 1	Judge Joe Benavides	100.00%	✓	
3610	Precinct 1, Place 2	Judge Henry Santana	100.00%	✓	
3613	Precinct 1, Place 3	Judge Robert Balderas	100.00%	✓	
3621	Precinct 2, Place 1	Judge Jo Woosley	100.00%	✓	
3622	Precinct 2, Place 2	Judge Thelma Rodriguez	100.00%	✓	
3630	Precinct 3	Judge Larry Lawrence	100.00%	✓	
3640	Precinct 4	Judge Duncan Neblett, Jr.	100.00%	✓	
3650	Precinct 5-1	Judge Robert Gonzalez	100.00%	✓	
3655	Precinct 5-2	Judge Hermilo Peña	100.00%	✓	
<b>CONSTABLES</b>					
3810	Precinct 1	Robert M. Cisneros	100.00%	✓	
3820	Precinct 2	Michell Clark	100.00%	✓	
3830	Precinct 3	Jimmy Rivera	100.00%	✓	
3840	Precinct 4	Robert W. Sherwood	100.00%	✓	
3850	Precinct 5	Fred Flores III	100.00%	✓	



# **Procurement**

(Unaudited)



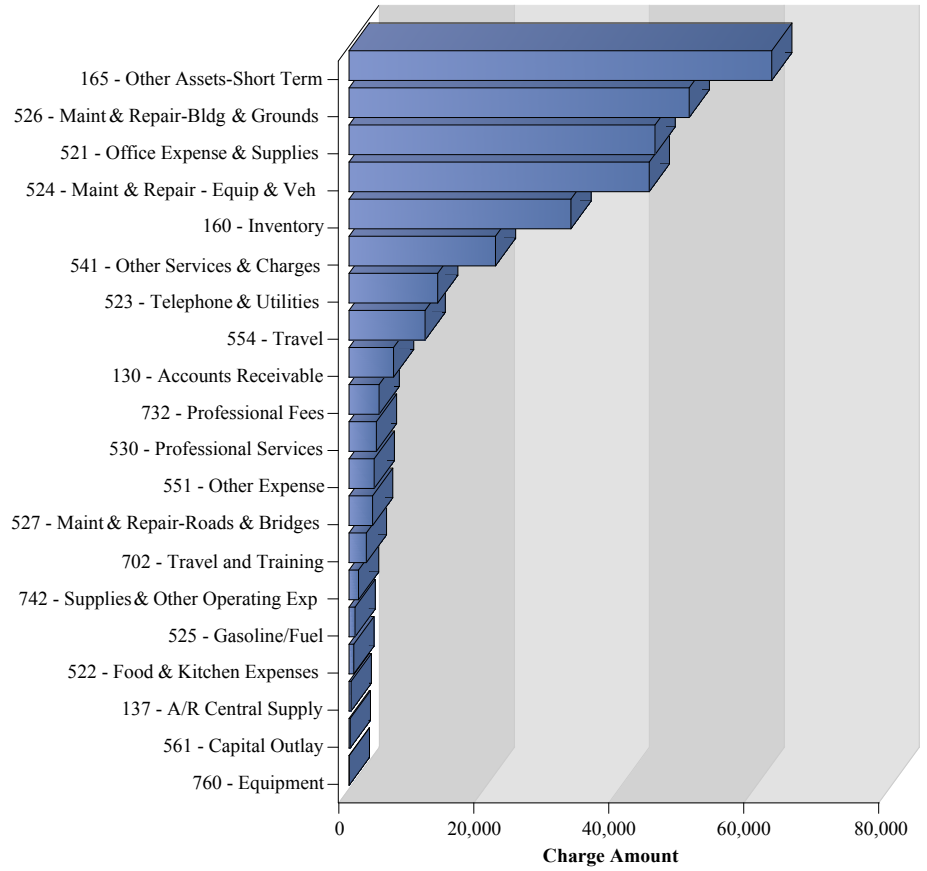


**Nueces County, Texas**  
**Untimely Purchase Orders**  
**May 31, 2018**

<b>PO Number</b>	<b>Workflow Unit</b>	<b>PO Created By</b>	<b>Approved Date</b>	<b>First Invoice Date</b>	<b>Days Late</b>
360035	BLDG Maint	NOSERRAOS725	5/25/18	3/2/18	84
359996	BLDG Maint	NOSERRAOS725	5/22/18	3/31/18	52
360014	Co Auditor	HHORAK85501	5/23/18	4/30/18	23
360075	Co Auditor	SROBINSON844	6/1/18	5/23/18	9
359979	Co Judge	TMCLEMORE627	5/22/18	5/3/18	19
359964	Co Sheriff	DSHELLER105	5/22/18	3/29/18	54
359963	Co Sheriff	DSHELLER105	5/22/18	4/11/18	41
359960	Co Sheriff	DSHELLER105	5/22/18	4/16/18	36
359966	Co Sheriff	DSHELLER105	5/22/18	4/10/18	29
359959	Co Sheriff	DSHELLER105	5/22/18	4/30/18	22
359954	Co Sheriff	DSHELLER105	5/22/18	4/30/18	22
360121	Co Sheriff	MPLACE11285	6/5/18	5/15/18	21
359965	Co Sheriff	DSHELLER105	5/22/18	5/4/18	18
360085	Information Tech	BCANALES	6/1/18	4/4/18	58
360082	Information Tech	BCANALES	6/1/18	4/20/18	42
360038	JP 1-3	JSKORUPPA531	5/25/18	4/27/18	28
<b>Count:</b>					<b>16</b>

**Nueces County, Texas**  
**PCard Transaction Totals by Budget Category**  
**All Funds**  
**May 2018**

	Amount
165 - Other Assets-Short Term	62,641
526 - Maint & Repair-Bldg & Grounds	50,411
521 - Office Expense & Supplies	45,344
524 - Maint & Repair - Equip & Veh	44,487
160 - Inventory	32,881
541 - Other Services & Charges	21,701
523 - Telephone & Utilities	13,138
554 - Travel	11,270
130 - Accounts Receivable	6,597
732 - Professional Fees	4,455
530 - Professional Services	4,055
551 - Other Expense	3,727
527 - Maint & Repair-Roads & Bridges	3,491
702 - Travel and Training	2,564
742 - Supplies & Other Operating Exp	1,407
525 - Gasoline/Fuel	894
522 - Food & Kitchen Expenses	707
137 - A/R Central Supply	317
561 - Capital Outlay	180
760 - Equipment	34
<b>Total</b>	<b>310,300</b>



**Nueces County, Texas**  
**PCard Transaction Totals by Budget Category, Key Code**  
**All Funds**  
**May 2018**

Budget Category	Key Code	Amount
165 - Other Assets-Short Term	1466 - Prepaid Exps - Ricoh	39,132.73
	1458 - Prepaid Mobile-cell,pagers	19,284.97
	1660 - Utility Pre-Payments PCard	2,559.69
	1459 - Prepaid Gulf Coast	1,663.88
	<b>Total</b>	<b>62,641.27</b>
526 - Maint & Repair-Bldg & Grounds	5268 - Parts, Supplies & Misc	26,125.75
	5265 - Mechanical Systems Repairs	11,541.10
	5261 - Buildings-Maintenance & Repair	11,345.19
	5262 - Janitorial & Misc Supplies	519.04
	5263 - Elevator/Escalator Repairs	455.51
	5264 - Landscape & Grounds M&R	424.16
	<b>Total</b>	<b>50,410.75</b>
521 - Office Expense & Supplies	5211 - Office Expenses & Supplies	43,026.79
	5680 - Non Capital Outlay < \$5000	1,112.57
	5217 - Postage & Fed Express	598.87
	5218 - Books, Magzs & Subscriptions	390.99
	5215 - Postage Equipment Rentals	120.00
	5210 - Office Expense & Supplies	95.00
	<b>Total</b>	<b>45,344.22</b>
524 - Maint & Repair - Equip & Veh	5249 - Car Repairs, Supplies & Srvc	21,032.35
	5252 - Heavy Motor Equip & Mach M&R	11,535.13
	5255 - Tools & Supplies	4,153.34
	5254 - Equip Maint. & Repairs	2,958.33
	5250 - Shop-Oil,Tires,Antifrz,Filters	2,382.90
	5258 - Radios & Camera Maint & Repair	815.22
	5248 - Car Accessories	468.11
	5247 - Car Wash & Cleaning Expense	385.98
	5256 - PC Maintenance & Repairs	365.48
	5257 - Hardware Srvc & Maintenance	244.80
	5240 - Maint & Repair-Equip & Vehicle	145.00
	<b>Total</b>	<b>44,486.64</b>
160 - Inventory	1500 - Inventory - Supplies	32,184.94
	1550 - Inventory - Commodities	696.10
	<b>Total</b>	<b>32,881.04</b>
541 - Other Services & Charges	5449 - Burial/Cremation Expense	4,647.00
	5433 - Educational & Demo Supplies	3,410.64
	5447 - Membrships,Dues,Certifications	2,766.94
	5463 - Wearing Apparel Expenses	2,220.52

**Nueces County, Texas**  
**PCard Transaction Totals by Budget Category, Key Code**  
**All Funds**  
**May 2018**

Budget Category	Key Code	Amount
541 - Other Services & Charges	5942 - Notary & Other Bonds	1,839.07
	5438 - General Operating Supplies	1,705.75
	5414 - Advertisemnts & Public Notices	1,096.10
	5437 - Fees & Permits	1,063.47
	5435 - Equipment Rentals	764.04
	5444 - Law Enforcement Supplies	748.54
	5455 - Services - Other	653.49
	5427 - Clinical & Hygienic Supplies	390.46
	5424 - Books & Subscriptions Inventory	212.28
	5440 - Inmate General Supplies	107.72
	5443 - Inter-Local Agreements	40.00
	5442 - Investigation Costs	26.91
	5459 - Transportation of Persons	7.77
	<b>Total</b>	<b>21,700.70</b>
523 - Telephone & Utilities	5237 - Utilities - Direct Clients	8,605.57
	5236 - InterNet Fees-T-1-ISDN	3,559.88
	5238 - TXU Electric Assistance	597.49
	5231 - Telephone Utility Expense	271.86
	5239 - Tipping & Dump Fees	89.39
	5229 - Content Streaming Services	13.99
		<b>Total</b>
554 - Travel	5542 - Travel, Food & Lodging	11,270.36
		<b>Total</b>
130 - Accounts Receivable	1439 - Accounts Rec. Witness Expense	4,415.25
	1472 - Charge Customer A/R	1,766.42
	1410 - Accts Rec-Component Units	414.84
		<b>Total</b>
732 - Professional Fees	7327 - Educational-Registration Fee	4,455.00
	7328 - Memberships & Dues	0.00
		<b>Total</b>
530 - Professional Services	5302 - Education Registration Fees	1,840.55
	5311 - Software Srvc & Maintenance	1,333.22
	5312 - General Contractor-Cap Project	826.00
	5306 - Empl Evals/Testing	55.00
		<b>Total</b>
551 - Other Expense	5518 - Extra Copies	3,727.46
		<b>Total</b>
527 - Maint & Repair-Roads & Bridges	5272 - Oil & Other Paving Materials	2,235.79

**Nueces County, Texas**  
**PCard Transaction Totals by Budget Category, Key Code**  
**All Funds**  
**May 2018**

Budget Category	Key Code	Amount
527 - Maint & Repair-Roads & Bridges	5276 - Road Sign Materials	896.76
	5274 - Parts & Supplies	358.00
	<b>Total</b>	<b>3,490.55</b>
702 - Travel and Training	7023 - Lodging	2,564.18
	<b>Total</b>	<b>2,564.18</b>
742 - Supplies & Other Operating Exp	7437 - Advertise, Legal & Pub Notices	690.40
	7439 - Educational & Demo Material	265.00
	7421 - Office Expense & Supplies	230.40
	7448 - Educational Supplies	195.00
	7433 - Parts & Misc Supplies	25.99
	<b>Total</b>	<b>1,406.79</b>
525 - Gasoline/Fuel	5241 - Gasoline-Credit Card & Bulk	894.11
	<b>Total</b>	<b>894.11</b>
522 - Food & Kitchen Expenses	5221 - Food & Edible Items	359.73
	5222 - Food for Animals	315.33
	5225 - Kitchen Supplies & Tools	31.72
	<b>Total</b>	<b>706.78</b>
137 - A/R Central Supply	1433 - A/R Global Spectrum	316.70
	<b>Total</b>	<b>316.70</b>
561 - Capital Outlay	5643 - Information Tech Equipment	179.99
	<b>Total</b>	<b>179.99</b>
760 - Equipment	7554 - Misc. Equipment	33.60
	<b>Total</b>	<b>33.60</b>
<b>Total</b>		<b>310,299.60</b>



**Nueces County, Texas**  
**PCard Transaction Totals by Budget Category, Key Code and Department**  
**All Funds**  
**May 2018**

Budget Category	Key Code	Department	Amount	
165 - Other Assets-Short Term	1466 - Prepaid Exps - Ricoh	1270 - County Purchasing	39,132.73	
		<b>Total</b>	<b>39,132.73</b>	
	1458 - Prepaid Mobile-cell,pagers	1270 - County Purchasing	19,284.97	
		<b>Total</b>	<b>19,284.97</b>	
	1660 - Utility Pre-Payments PCard	0140 - County Stadium	1,106.45	
		0110 - General Fund Administration	925.83	
		0160 - Airport Fund Administration	317.60	
		0170 - Inland Park Fund	209.81	
		<b>Total</b>	<b>2,559.69</b>	
	1459 - Prepaid Gulf Coast	1270 - County Purchasing	1,663.88	
		<b>Total</b>	<b>1,663.88</b>	
	<b>Total</b>		<b>62,641.27</b>	
	526 - Maint & Repair-Bldg & Grounds	5268 - Parts, Supplies & Misc	1570 - Building Superintendent	9,493.46
			0180 - Coastal Parks Department	8,283.88
0170 - Inland Park Fund			5,191.20	
1330 - State Awrdded Sheriff			1,365.16	
1590 - Hilltop Facility			434.02	
1240 - Information Technology			421.46	
1200 - Tax Assessor - Collector			290.33	
3492 - Juvenile Justice Post-Adjudica			240.00	
1470 - Records Management Department			169.29	
3480 - Juvenile Probation			139.71	
3490 - Juvenile Detention			55.84	
3700 - County Sheriff			19.80	
6310 - County Library			11.88	
0182 - Pier Funds			9.72	
<b>Total</b>		<b>26,125.75</b>		
5265 - Mechanical Systems Repairs		1570 - Building Superintendent	8,135.20	
		0170 - Inland Park Fund	3,247.17	
		1590 - Hilltop Facility	158.73	
<b>Total</b>		<b>11,541.10</b>		
5261 - Buildings-Maintenance & Repair		1240 - Information Technology	9,420.15	
		1570 - Building Superintendent	1,200.00	
		0120 - Road & Bridge Fund	373.64	
		2118 - RoutineAirportMaintProg	300.00	
		3492 - Juvenile Justice Post-Adjudica	51.40	
<b>Total</b>		<b>11,345.19</b>		
5262 - Janitorial & Misc Supplies		0180 - Coastal Parks Department	464.52	

**Nueces County, Texas**  
**PCard Transaction Totals by Budget Category, Key Code and Department**  
**All Funds**  
**May 2018**

			Amount	
Budget Category	Key Code	Department		
526 - Maint & Repair-Bldg & Grounds	5262 - Janitorial & Misc Supplies	3720 - Jail	54.52	
		<b>Total</b>	<b>519.04</b>	
	5263 - Elevator/Escalator Repairs	1570 - Building Superintendent	455.51	
		<b>Total</b>	<b>455.51</b>	
	5264 - Landscape & Grounds M&R	0170 - Inland Park Fund	424.16	
		<b>Total</b>	<b>424.16</b>	
	<b>Total</b>		<b>50,410.75</b>	
	521 - Office Expense & Supplies	5211 - Office Expenses & Supplies	3720 - Jail	13,052.48
			3075 - Contract Elections	11,501.13
3520 - District Attorney			2,283.98	
3700 - County Sheriff			2,138.57	
0180 - Coastal Parks Department			1,853.45	
3480 - Juvenile Probation			1,755.76	
3530 - District Clerk			1,130.31	
3150 - County Court at Law 5			993.46	
1030 - County Commissioner Prec 3			914.48	
3710 - ID Jail Division			825.96	
3300 - Court Administration			656.46	
3305 - Title IV-D Court			606.36	
3492 - Juvenile Justice Post-Adjudica			517.47	
1020 - County Commissioner Prec 2			434.38	
1121 - CCMGT Support			386.92	
1160 - County Clerk			384.55	
6110 - Agricultural Extension			376.91	
1200 - Tax Assessor - Collector			373.33	
3350 - 148th District Court			372.17	
3810 - Constable 1			362.95	
1250 - County Auditor			320.31	
1240 - Information Technology			310.62	
5105 - Emergency Management			195.74	
3200 - Legal Aid			187.03	
6310 - County Library			181.48	
4190 - Senior Community Services			154.10	
0120 - Road & Bridge Fund			119.47	
3360 - 214th District Court			118.76	
0170 - Inland Park Fund	115.07			
0121 - Engineering	109.70			
1470 - Records Management Department	80.00			

**Nueces County, Texas**  
**PCard Transaction Totals by Budget Category, Key Code and Department**  
**All Funds**  
**May 2018**

			Amount	
Budget Category	Key Code	Department		
521 - Office Expense & Supplies	5211 - Office Expenses & Supplies	0370 - Metropolitan Planning Org	78.87	
		3250 - Magistrate/ DWI Drug Court	46.00	
		3370 - 319th District Court	30.90	
		3830 - Constable 3	23.40	
		3840 - Constable 4	17.98	
		3006 - Dispute Resolutions	11.68	
		3490 - Juvenile Detention	4.60	
		<b>Total</b>	<b>43,026.79</b>	
		5680 - Non Capital Outlay < \$5000	1330 - State Awrdded Sheriff	717.57
	2828 - TJJJ-A State Aid		395.00	
	<b>Total</b>		<b>1,112.57</b>	
	5217 - Postage & Fed Express	1270 - County Purchasing	184.57	
		3092 - Vector Control	178.15	
		3820 - Constable 2	102.26	
		1130 - County Attorney	88.70	
		3530 - District Clerk	18.90	
		3850 - Constable 5	7.60	
		3630 - Justice of the Peace 3	6.70	
		3520 - District Attorney	4.36	
		4110 - Social Services-Administration	3.95	
		0370 - Metropolitan Planning Org	3.68	
		<b>Total</b>	<b>598.87</b>	
		5218 - Books, Magzs & Subscriptions	5105 - Emergency Management	294.99
	3720 - Jail		96.00	
	<b>Total</b>		<b>390.99</b>	
	5215 - Postage Equipment Rentals	0180 - Coastal Parks Department	120.00	
		<b>Total</b>	<b>120.00</b>	
	5210 - Office Expense & Supplies	1200 - Tax Assessor - Collector	95.00	
		<b>Total</b>	<b>95.00</b>	
	<b>Total</b>			<b>45,344.22</b>
	524 - Maint & Repair - Equip & Veh	5249 - Car Repairs, Supplies & Srves	0120 - Road & Bridge Fund	8,556.95
			3700 - County Sheriff	2,044.91
			3850 - Constable 5	1,877.13
3720 - Jail			1,538.03	
3830 - Constable 3			1,414.88	
0170 - Inland Park Fund			1,045.60	
5330 - Animal Control			954.85	
3810 - Constable 1			751.35	

**Nueces County, Texas**  
**PCard Transaction Totals by Budget Category, Key Code and Department**  
**All Funds**  
**May 2018**

Budget Category	Key Code	Department	Amount	
524 - Maint & Repair - Equip & Veh	5249 - Car Repairs, Supplies & Srves	1470 - Records Management Department	619.22	
		4190 - Senior Community Services	585.34	
		1570 - Building Superintendent	533.51	
		3480 - Juvenile Probation	244.68	
		3092 - Vector Control	172.03	
		3820 - Constable 2	162.78	
		6210 - Family & Consumer Sciences	146.19	
		6110 - Agricultural Extension	96.00	
		1270 - County Purchasing	89.21	
		1380 - Juv Case Manager	76.71	
		5220 - Environmental Enforcement	52.98	
		0180 - Coastal Parks Department	45.00	
		1190 - County Clerk Elections	25.00	
		<b>Total</b>	<b>21,032.35</b>	
	5252 - Heavy Motor Equip & Mach M&R	0120 - Road & Bridge Fund	10,882.47	
			0180 - Coastal Parks Department	652.66
		<b>Total</b>	<b>11,535.13</b>	
	5255 - Tools & Supplies	0120 - Road & Bridge Fund	2,161.96	
			3092 - Vector Control	617.07
			1570 - Building Superintendent	469.98
			0170 - Inland Park Fund	455.90
			1740 - McKenzie Jail Annex	349.66
			1400 - General Repairs - Building	35.36
			0121 - Engineering	34.97
			3700 - County Sheriff	28.44
			<b>Total</b>	<b>4,153.34</b>
	5254 - Equip Maint. & Repairs	0120 - Road & Bridge Fund	1,488.83	
			0170 - Inland Park Fund	1,237.47
			1565 - Medical Examiner Building	113.20
			1590 - Hilltop Facility	96.48
			1570 - Building Superintendent	11.28
			3720 - Jail	11.07
			<b>Total</b>	<b>2,958.33</b>
	5250 - Shop-Oil,Tires,Antifrz,Filters	0120 - Road & Bridge Fund	1,723.73	
			0170 - Inland Park Fund	564.33
			3720 - Jail	94.84
			<b>Total</b>	<b>2,382.90</b>
	5258 - Radios & Camera Maint & Repair	0120 - Road & Bridge Fund	467.22	

**Nueces County, Texas**  
**PCard Transaction Totals by Budget Category, Key Code and Department**  
**All Funds**  
**May 2018**

Budget Category	Key Code	Department	Amount	
524 - Maint & Repair - Equip & Veh	5258 - Radios & Camera Maint & Repair	3720 - Jail	280.00	
		5330 - Animal Control	68.00	
		<b>Total</b>	<b>815.22</b>	
	5248 - Car Accessories	0102 - General Liability Insurance	245.00	
		5330 - Animal Control	223.11	
		<b>Total</b>	<b>468.11</b>	
	5247 - Car Wash & Cleaning Expense	3850 - Constable 5	252.00	
		3810 - Constable 1	80.00	
		1329 - Fed Awrdded Sheriff	34.99	
		3700 - County Sheriff	18.99	
		<b>Total</b>	<b>385.98</b>	
	5256 - PC Maintenance & Repairs	1240 - Information Technology	283.51	
		0370 - Metropolitan Planning Org	81.97	
		<b>Total</b>	<b>365.48</b>	
	5257 - Hardware Srvc & Maintenance	1240 - Information Technology	244.80	
		<b>Total</b>	<b>244.80</b>	
	5240 - Maint & Repair-Equip & Vehicle	3630 - Justice of the Peace 3	145.00	
		<b>Total</b>	<b>145.00</b>	
	<b>Total</b>			<b>44,486.64</b>
	160 - Inventory	1500 - Inventory - Supplies	1270 - County Purchasing	32,184.94
<b>Total</b>			<b>32,184.94</b>	
1550 - Inventory - Commodities		0182 - Pier Funds	696.10	
		<b>Total</b>	<b>696.10</b>	
<b>Total</b>			<b>32,881.04</b>	
541 - Other Services & Charges	5449 - Burial/Cremation Expense	4120 - Direct Social Services	4,647.00	
		<b>Total</b>	<b>4,647.00</b>	
	5433 - Educational & Demo Supplies	3700 - County Sheriff	2,304.95	
		1402 - Library Board	599.50	
		1322 - Sheriff Community Projects	313.42	
		0137 - Pret 2 Special Fund	192.77	
		<b>Total</b>	<b>3,410.64</b>	
	5447 - Membrships,Dues,Certifications	1130 - County Attorney	2,400.00	
		3700 - County Sheriff	250.00	
		6110 - Agricultural Extension	76.94	
		4110 - Social Services-Administration	40.00	
		<b>Total</b>	<b>2,766.94</b>	
	5463 - Wearing Apparel Expenses	3850 - Constable 5	1,104.87	
		3492 - Juvenile Justice Post-Adjudica	628.92	

**Nueces County, Texas**  
**PCard Transaction Totals by Budget Category, Key Code and Department**  
**All Funds**  
**May 2018**

Budget Category	Key Code	Department	Amount
541 - Other Services & Charges	5463 - Wearing Apparel Expenses	3700 - County Sheriff	380.80
		3830 - Constable 3	89.94
		0180 - Coastal Parks Department	15.99
		<b>Total</b>	<b>2,220.52</b>
	5942 - Notary & Other Bonds	0102 - General Liability Insurance	1,799.70
		3520 - District Attorney	39.37
		<b>Total</b>	<b>1,839.07</b>
	5438 - General Operating Supplies	3092 - Vector Control	774.86
		1386 - Social Services- Donations	489.00
		0120 - Road & Bridge Fund	334.53
		1350 - CBCF/TXU/EFSP	84.40
		5330 - Animal Control	22.96
		<b>Total</b>	<b>1,705.75</b>
	5414 - Advertisemnts & Public Notices	1270 - County Purchasing	1,096.10
		<b>Total</b>	<b>1,096.10</b>
	5437 - Fees & Permits	0120 - Road & Bridge Fund	776.50
		3700 - County Sheriff	94.86
		3810 - Constable 1	58.61
		3720 - Jail	45.00
		3840 - Constable 4	33.50
		4190 - Senior Community Services	17.50
		0180 - Coastal Parks Department	7.50
		1470 - Records Management Department	7.50
		3850 - Constable 5	7.50
		5330 - Animal Control	7.50
		6210 - Family & Consumer Sciences	7.50
		<b>Total</b>	<b>1,063.47</b>
	5435 - Equipment Rentals	0120 - Road & Bridge Fund	499.04
		0104 - Disaster Recovery	265.00
		<b>Total</b>	<b>764.04</b>
	5444 - Law Enforcement Supplies	3830 - Constable 3	419.97
		3700 - County Sheriff	181.91
		1330 - State Awrdded Sheriff	126.57
3810 - Constable 1		20.09	
<b>Total</b>		<b>748.54</b>	
5455 - Services - Other	4130 - Children Protective Services	600.00	
	3720 - Jail	30.00	
	3810 - Constable 1	23.49	

**Nueces County, Texas**  
**PCard Transaction Totals by Budget Category, Key Code and Department**  
**All Funds**  
**May 2018**

Budget Category	Key Code	Department	Amount
541 - Other Services & Charges	5455 - Services - Other	<b>Total</b>	<b>653.49</b>
	5427 - Clinical & Hygienic Supplies	5330 - Animal Control	312.86
		1740 - McKenzie Jail Annex	77.60
		<b>Total</b>	<b>390.46</b>
	5424 - Books & Subscriptions Inventory	1402 - Library Board	212.28
		<b>Total</b>	<b>212.28</b>
	5440 - Inmate General Supplies	3492 - Juvenile Justice Post-Adjudica	107.72
		<b>Total</b>	<b>107.72</b>
	5443 - Inter-Local Agreements	6110 - Agricultural Extension	40.00
		<b>Total</b>	<b>40.00</b>
	5442 - Investigation Costs	3700 - County Sheriff	26.91
		<b>Total</b>	<b>26.91</b>
5459 - Transportation of Persons	3720 - Jail	7.77	
	<b>Total</b>	<b>7.77</b>	
<b>Total</b>			<b>21,700.70</b>
523 - Telephone & Utilities	5237 - Utilities - Direct Clients	4120 - Direct Social Services	8,330.48
		2178 - Tx Vet Comm Vet Asst	274.66
		1350 - CBCF/TXU/EFSP	0.43
		<b>Total</b>	<b>8,605.57</b>
	5236 - InterNet Fees-T-1-ISDN	1240 - Information Technology	2,035.04
		1770 - Sr Community Services Bldgs.	367.80
		1329 - Fed Awrdded Sheriff	226.17
		5105 - Emergency Management	184.81
		3720 - Jail	181.56
		0180 - Coastal Parks Department	159.84
		6210 - Family & Consumer Sciences	128.49
		1780 - David Berlanga,Sr. Bldg	122.60
		0370 - Metropolitan Planning Org	115.58
		1250 - County Auditor	37.99
	<b>Total</b>	<b>3,559.88</b>	
	5238 - TXU Electric Assistance	1350 - CBCF/TXU/EFSP	597.49
		<b>Total</b>	<b>597.49</b>
	5231 - Telephone Utility Expense	0370 - Metropolitan Planning Org	271.86
		<b>Total</b>	<b>271.86</b>
	5239 - Tipping & Dump Fees	1470 - Records Management Department	89.39
		<b>Total</b>	<b>89.39</b>
	5229 - Content Streaming Services	3480 - Juvenile Probation	13.99
		<b>Total</b>	<b>13.99</b>

**Nueces County, Texas**  
**PCard Transaction Totals by Budget Category, Key Code and Department**  
**All Funds**  
**May 2018**

Budget Category	Key Code	Department	Amount
523 - Telephone & Utilities	<b>Total</b>		<b>13,138.18</b>
554 - Travel	5542 - Travel, Food & Lodging	3480 - Juvenile Probation	2,375.56
		1250 - County Auditor	1,704.15
		3520 - District Attorney	1,149.40
		5105 - Emergency Management	1,141.90
		1240 - Information Technology	1,074.44
		0370 - Metropolitan Planning Org	845.73
		1200 - Tax Assessor - Collector	609.20
		3150 - County Court at Law 5	551.80
		3530 - District Clerk	473.85
		1245 - Human Resources	386.59
		6110 - Agricultural Extension	383.00
		1270 - County Purchasing	372.74
		6210 - Family & Consumer Sciences	102.00
		1380 - Juv Case Manager	100.00
			<b>Total</b>
	<b>Total</b>	<b>11,270.36</b>	
130 - Accounts Receivable	1439 - Accounts Rec. Witness Expense	3520 - District Attorney	4,415.25
		<b>Total</b>	<b>4,415.25</b>
	1472 - Charge Customer A/R	3492 - Juvenile Justice Post-Adjudica	1,766.42
		<b>Total</b>	<b>1,766.42</b>
	1410 - Accts Rec-Component Units	5110 - Commissioners Diabetes Fund	414.84
		<b>Total</b>	<b>414.84</b>
<b>Total</b>		<b>6,596.51</b>	
732 - Professional Fees	7327 - Educational-Registration Fee	0402 - CSCD	3,405.00
		0440 - Substance Abuse Treatment	755.00
		0403 - Drug Court-DP	295.00
		<b>Total</b>	<b>4,455.00</b>
	7328 - Memberships & Dues	0402 - CSCD	0.00
		<b>Total</b>	<b>0.00</b>
	<b>Total</b>		<b>4,455.00</b>
530 - Professional Services	5302 - Education Registration Fees	3520 - District Attorney	700.00
		3480 - Juvenile Probation	415.00
		1270 - County Purchasing	225.00
		1380 - Juv Case Manager	200.00
		1240 - Information Technology	165.00
		1030 - County Commissioner Prec 3	125.00
		3492 - Juvenile Justice Post-Adjudica	98.00



**Nueces County, Texas**  
**PCard Transaction Totals by Budget Category, Key Code and Department**  
**All Funds**  
**May 2018**

			Amount	
Budget Category	Key Code	Department		
530 - Professional Services	5302 - Education Registration Fees	4110 - Social Services-Administration	41.95	
		1245 - Human Resources	25.00	
		6110 - Agricultural Extension	20.60	
		0370 - Metropolitan Planning Org	-175.00	
		<b>Total</b>	<b>1,840.55</b>	
	5311 - Software Srvc & Maintenance	0120 - Road & Bridge Fund	752.34	
		1250 - County Auditor	549.90	
		1240 - Information Technology	320.18	
		0370 - Metropolitan Planning Org	15.15	
		3006 - Dispute Resolutions	10.65	
		6210 - Family & Consumer Sciences	-315.00	
		<b>Total</b>	<b>1,333.22</b>	
	5312 - General Contractor-Cap Project	2472 - FEMA-BERLANGA BLDG-AGUA DULCE	826.00	
		<b>Total</b>	<b>826.00</b>	
	5306 - Empl Evals/Testing	3480 - Juvenile Probation	22.00	
		3492 - Juvenile Justice Post-Adjudica	22.00	
		3490 - Juvenile Detention	11.00	
		<b>Total</b>	<b>55.00</b>	
	<b>Total</b>			<b>4,054.77</b>
	551 - Other Expense	5518 - Extra Copies	3520 - District Attorney	784.55
1250 - County Auditor			573.95	
3890 - Medical Examiner			383.76	
4110 - Social Services-Administration			267.80	
1190 - County Clerk Elections			235.66	
3720 - Jail			221.74	
1200 - Tax Assessor - Collector			214.24	
1160 - County Clerk			192.82	
3075 - Contract Elections			184.78	
3700 - County Sheriff			133.90	
1275 - Veterans' Service			107.12	
0180 - Coastal Parks Department			92.39	
3330 - 105th District Court			74.98	
3250 - Magistrate/ DWI Drug Court			53.56	
3380 - 347th District Court			53.56	
5105 - Emergency Management			53.56	
6110 - Agricultural Extension			53.56	
3340 - 117th District Court			45.53	
<b>Total</b>			<b>3,727.46</b>	

**Nueces County, Texas**  
**PCard Transaction Totals by Budget Category, Key Code and Department**  
**All Funds**  
**May 2018**

			Amount
Budget Category	Key Code	Department	
551 - Other Expense	<b>Total</b>		<b>3,727.46</b>
527 - Maint & Repair-Roads & Bridges	5272 - Oil & Other Paving Materials	0120 - Road & Bridge Fund	2,235.79
		<b>Total</b>	<b>2,235.79</b>
	5276 - Road Sign Materials	0120 - Road & Bridge Fund	896.76
		<b>Total</b>	<b>896.76</b>
	5274 - Parts & Supplies	0120 - Road & Bridge Fund	358.00
<b>Total</b>		<b>358.00</b>	
<b>Total</b>			<b>3,490.55</b>
702 - Travel and Training	7023 - Lodging	0402 - CSCD	1,533.76
		0440 - Substance Abuse Treatment	532.00
		0403 - Drug Court-DP	498.42
		<b>Total</b>	<b>2,564.18</b>
	<b>Total</b>		
742 - Supplies & Other Operating Exp	7437 - Advertise, Legal & Pub Notices	0434 - Admin TAIP	690.40
		<b>Total</b>	<b>690.40</b>
	7439 - Educational & Demo Material	0440 - Substance Abuse Treatment	265.00
		<b>Total</b>	<b>265.00</b>
	7421 - Office Expense & Supplies	0440 - Substance Abuse Treatment	230.40
		<b>Total</b>	<b>230.40</b>
	7448 - Educational Supplies	0440 - Substance Abuse Treatment	195.00
<b>Total</b>		<b>195.00</b>	
7433 - Parts & Misc Supplies	0402 - CSCD	25.99	
	<b>Total</b>	<b>25.99</b>	
<b>Total</b>			<b>1,406.79</b>
525 - Gasoline/Fuel	5241 - Gasoline-Credit Card & Bulk	2416 - Stonegarden	585.08
		3720 - Jail	250.03
		6110 - Agricultural Extension	59.00
		<b>Total</b>	<b>894.11</b>
	<b>Total</b>		
522 - Food & Kitchen Expenses	5221 - Food & Edible Items	3300 - Court Administration	115.44
		1190 - County Clerk Elections	112.88
		3006 - Dispute Resolutions	91.90
		1121 - CCMGT Support	39.51
		<b>Total</b>	<b>359.73</b>
	5222 - Food for Animals	1335 - State Awrdd Cstb 5	143.97
		1330 - State Awrdd Sheriff	97.97
		5330 - Animal Control	73.39
<b>Total</b>			<b>315.33</b>

**Nueces County, Texas**  
**PCard Transaction Totals by Budget Category, Key Code and Department**  
**All Funds**  
**May 2018**

			Amount
Budget Category	Key Code	Department	
522 - Food & Kitchen Expenses	5225 - Kitchen Supplies & Tools	1330 - State Awrded Sheriff	31.72
		<b>Total</b>	<b>31.72</b>
	<b>Total</b>		<b>706.78</b>
137 - A/R Central Supply	1433 - A/R Global Spectrum	0141 - Fairgrounds and Showbarn	316.70
		<b>Total</b>	<b>316.70</b>
	<b>Total</b>		<b>316.70</b>
561 - Capital Outlay	5643 - Information Tech Equipment	0370 - Metropolitan Planning Org	179.99
		<b>Total</b>	<b>179.99</b>
	<b>Total</b>		<b>179.99</b>
760 - Equipment	7554 - Misc. Equipment	0402 - CSCD	33.60
		<b>Total</b>	<b>33.60</b>
	<b>Total</b>		<b>33.60</b>
<b>Total</b>			<b>310,299.60</b>

**Nueces County**  
**Transaction Totals by Department Average**  
Statement Date(s): 05/28/2018

Merchant	Amount	Department	Card Holder Name	Average Transaction per Dept	Average Transaction per Cardholder
AT&T BILL PAYMENT	19,322.96	1250	GONZALEZ, FRANCISCA YESENIA SA	1,868.23	3,763.80
INTUIT QUICKBOOKS	549.90	1250	GONZALEZ, FRANCISCA YESENIA SA	1,868.23	3,763.80
NUECES COUNTY WATER DISCT	2,559.69	1250	GONZALEZ, FRANCISCA YESENIA SA	1,868.23	3,763.80
SPRINT WIRELESS	150.23	1250	GONZALEZ, FRANCISCA YESENIA SA	1,868.23	3,763.80
DOUBLETREE AUSTIN	6.00	1250	ATCHLEY, LOREN DALE	1,868.23	421.54
HAMPTON INN AUSTIN	1,680.15	1250	ATCHLEY, LOREN DALE	1,868.23	421.54
DOUBLETREE AUSTIN	18.00	1250	FUENTES, ELVA HERNANDEZ	1,868.23	6.00
IN ROCK ENGINEERING & TE	826.00	1122	SANDOVAL, ROXANA HUNT	826.00	826.00
AMAZON.COM	310.62	1270	ROBINSON, MICHAEL R	722.48	4,768.22
CDW GOVT #1250-5211	132.47	1270	ROBINSON, MICHAEL R	722.48	4,768.22
DMI DELL HIGHER EDUC	110.99	1270	ROBINSON, MICHAEL R	722.48	4,768.22
FINANCIAL SERVICES	20,291.95	1270	ROBINSON, MICHAEL R	722.48	4,768.22
GULF COAST MAILING SERV	1,663.88	1270	ROBINSON, MICHAEL R	722.48	4,768.22
GULF COAST PAPER COMPANY-	58.00	1270	ROBINSON, MICHAEL R	722.48	4,768.22
IN GULF BUSINESS PRINTIN	1,834.37	1270	ROBINSON, MICHAEL R	722.48	4,768.22
RICOH USA INC	22,884.94	1270	ROBINSON, MICHAEL R	722.48	4,768.22
VARIDESK	395.00	1270	ROBINSON, MICHAEL R	722.48	4,768.22
A&W OFFICE SUPPLY	8,617.05	1270	HERNANDEZ, ERICA ANN	722.48	516.27
AMAZON MKTPLACE PMTS	136.69	1270	HERNANDEZ, ERICA ANN	722.48	516.27
AMERICAN SOLUTIONS4 BUS	10,018.61	1270	HERNANDEZ, ERICA ANN	722.48	516.27
CARROT TOP INDUSTRIES INC	488.71	1270	HERNANDEZ, ERICA ANN	722.48	516.27
CC DISTRIBUTORS	365.08	1270	HERNANDEZ, ERICA ANN	722.48	516.27
COASTAL OFFICE SOLUTIONS	4,296.16	1270	HERNANDEZ, ERICA ANN	722.48	516.27
CORPUS CHRISTI ELECTRIC	82.94	1270	HERNANDEZ, ERICA ANN	722.48	516.27
CORPUS CHRISTI STAMPWORKS	766.40	1270	HERNANDEZ, ERICA ANN	722.48	516.27
FASCLAMPITT CC	2,120.80	1270	HERNANDEZ, ERICA ANN	722.48	516.27
GATEWAY PRINTING & OFFICE	19,480.86	1270	HERNANDEZ, ERICA ANN	722.48	516.27
GULF COAST PAPER COMPANY-	16,656.46	1270	HERNANDEZ, ERICA ANN	722.48	516.27
ITD PRINT SOLUTIONS	1,805.00	1270	HERNANDEZ, ERICA ANN	722.48	516.27
MOORE MEDICAL LLC	2,448.33	1270	HERNANDEZ, ERICA ANN	722.48	516.27
NNA SERVICES LLC	1,050.00	1270	HERNANDEZ, ERICA ANN	722.48	516.27
OFFICE DEPOT #1079	55.99	1270	HERNANDEZ, ERICA ANN	722.48	516.27
OFFICE DEPOT #1127	89.29	1270	HERNANDEZ, ERICA ANN	722.48	516.27
POSTNET	186.10	1270	HERNANDEZ, ERICA ANN	722.48	516.27

**Nueces County**  
**Transaction Totals by Department Average**  
Statement Date(s): 05/28/2018

Merchant	Amount	Department	Card Holder Name	Average Transaction per Dept	Average Transaction per Cardholder
DAILY WELLS COMMUNICATIO	1,890.00	1270	RAMIREZ, ROMEO ANTHONY	722.48	272.03
EXPEDIA 7350635695021	372.74	1270	RAMIREZ, ROMEO ANTHONY	722.48	272.03
NUECES CO TX - GOV PAY FE	11.22	1270	RAMIREZ, ROMEO ANTHONY	722.48	272.03
NUECES CO TX-TAC-MOTOR	297.25	1270	RAMIREZ, ROMEO ANTHONY	722.48	272.03
ON SITE DECALS	245.00	1270	RAMIREZ, ROMEO ANTHONY	722.48	272.03
PAYPAL TXCHIEFDEPU	225.00	1270	RAMIREZ, ROMEO ANTHONY	722.48	272.03
TRUCKERS EQUIPMENT 1	223.11	1270	RAMIREZ, ROMEO ANTHONY	722.48	272.03
ALTEX ELECTRONICS 1061	62.93	1270	RODRIGUEZ, RAUL R	722.48	265.21
AUTOZONE #1328	51.97	1270	RODRIGUEZ, RAUL R	722.48	265.21
SOUTHERN TIRE MART	37.24	1270	RODRIGUEZ, RAUL R	722.48	265.21
USPS PO 4820200410	1,250.00	1270	RODRIGUEZ, RAUL R	722.48	265.21
USPS PO 4820230409	1,250.00	1270	RODRIGUEZ, RAUL R	722.48	265.21
CORPUS CHRISTI CALLER	1,096.10	1270	MENDOZA, ANNETTE	722.48	213.45
FEDEX 168590796	75.35	1270	MENDOZA, ANNETTE	722.48	213.45
FEDEX 380645025	77.88	1270	MENDOZA, ANNETTE	722.48	213.45
FEDEX 382775091	31.34	1270	MENDOZA, ANNETTE	722.48	213.45
ADI-SA	4,829.85	1240	MEDRANO, LARRY JR ROCHA	532.95	964.39
ALTEX ELECTRONICS 1061	285.89	1240	MEDRANO, LARRY JR ROCHA	532.95	964.39
GRAINGER	300.64	1240	MEDRANO, LARRY JR ROCHA	532.95	964.39
GRAYBAR ELECTRIC	360.00	1240	MEDRANO, LARRY JR ROCHA	532.95	964.39
LOWES #01825	9.96	1240	MEDRANO, LARRY JR ROCHA	532.95	964.39
AMAZON MKTPLACE PMTS	171.98	1240	CANALES, BRENDA LEE	532.95	473.33
CC DISPOSAL SERVIC	89.39	1240	CANALES, BRENDA LEE	532.95	473.33
CDW GOVT #MQR7847	70.44	1240	CANALES, BRENDA LEE	532.95	473.33
EVEREST WATER & COFFEE	80.00	1240	CANALES, BRENDA LEE	532.95	473.33
GRAYBAR ELECTRIC COMPANY	110.86	1240	CANALES, BRENDA LEE	532.95	473.33
IN RICHLINE TECHNICAL SE	4,230.30	1240	CANALES, BRENDA LEE	532.95	473.33
LOGMEIN GOTOMEETING	147.00	1240	CANALES, BRENDA LEE	532.95	473.33
TWC TIME WARNER CABLE	702.86	1240	CANALES, BRENDA LEE	532.95	473.33
TWC TIME WARNER CABLE	1,332.18	1240	CANALES, BRENDA LEE	532.95	473.33
VUE CISCO EXAN AT VUE	165.00	1240	CANALES, BRENDA LEE	532.95	473.33
ADOBE CREATIVE CLOUD	173.18	1240	MURPHY, THOMAS LANCE	532.95	415.87
COURTYARD BY MARRIOTT	1,074.44	1240	MURPHY, THOMAS LANCE	532.95	415.87
GCR 630CORPCHRISTITX	7.00	1240	SALINAS, ELIZABETH H	532.95	197.13
HARBOR FREIGHT TOOLS 71	77.88	1240	SALINAS, ELIZABETH H	532.95	197.13
THE HOME DEPOT #6584	91.41	1240	SALINAS, ELIZABETH H	532.95	197.13
WIGHT'S COLLISION	612.22	1240	SALINAS, ELIZABETH H	532.95	197.13

**Nueces County**  
**Transaction Totals by Department Average**  
Statement Date(s): 05/28/2018

Merchant	Amount	Department	Card Holder Name	Average Transaction per Dept	Average Transaction per Cardholder
ALLISONHOUSE LLC	294.99	5105	BOYCE, CHRISTOPHER A	405.43	405.43
HAMPTON INNS	1,141.90	5105	BOYCE, CHRISTOPHER A	405.43	405.43
TWC TIME WARNER CABLE	184.81	5105	BOYCE, CHRISTOPHER A	405.43	405.43
SQ G A DOUGLAS	300.00	0160	COX, JOHN F	300.00	300.00
HOTEL DEREK	551.80	3150	MCCOY, TIMOTHY JORDON	275.90	275.90
HEB #462	414.84	1245	GUERRA, JULIE	275.48	275.48
PAYPAL COASTALBEND	25.00	1245	GUERRA, JULIE	275.48	275.48
SOUTHWES 5261447524537	386.59	1245	GUERRA, JULIE	275.48	275.48
AGENT FEE 8900734719774	40.00	3520	CLARK, JAMYE	274.28	274.28
AGENT FEE 8900735094205	40.00	3520	CLARK, JAMYE	274.28	274.28
AGENT FEE 8900735414801	80.00	3520	CLARK, JAMYE	274.28	274.28
AGENT FEE 8900735414802	120.00	3520	CLARK, JAMYE	274.28	274.28
AMERICAN AIR0017133502159	1,179.61	3520	CLARK, JAMYE	274.28	274.28
FEDEX 28377223	4.36	3520	CLARK, JAMYE	274.28	274.28
HOLIDAY INN	2,564.28	3520	CLARK, JAMYE	274.28	274.28
SOUTHWES 5260159344094	546.16	3520	CLARK, JAMYE	274.28	274.28
SOUTHWES 5260159344095	-546.16	3520	CLARK, JAMYE	274.28	274.28
SOUTHWES 5261445608396	533.96	3520	CLARK, JAMYE	274.28	274.28
SOUTHWES 5261447430967	546.16	3520	CLARK, JAMYE	274.28	274.28
SOUTHWES 5261447430968	-546.16	3520	CLARK, JAMYE	274.28	274.28
SOUTHWES 5261447464123	335.60	3520	CLARK, JAMYE	274.28	274.28
SOUTHWES 5261447464125	335.60	3520	CLARK, JAMYE	274.28	274.28
SOUTHWES 5261447464126	335.60	3520	CLARK, JAMYE	274.28	274.28
TDCAA	700.00	3520	CLARK, JAMYE	274.28	274.28
WWW.NOTARYPUBLICS.COM	39.37	3520	CLARK, JAMYE	274.28	274.28
SQ TEXAS SIGN EXPR	265.00	3840	SHERWOOD, ROBERT W	265.00	265.00
A & R SEPTIC SERVICES L.L	425.00	1570	RIOS, BOBBY C	257.63	478.14
FASTSERV SUPPLY CORPUS	121.41	1570	RIOS, BOBBY C	257.63	478.14
FIRETROL PROTECTION SYSTE	837.50	1570	RIOS, BOBBY C	257.63	478.14
GUARD MASTER FIRE & SAFE	365.00	1570	RIOS, BOBBY C	257.63	478.14
HARBOR FREIGHT TOOLS 71	88.89	1570	RIOS, BOBBY C	257.63	478.14
IN PRECISION ENGINEERED	587.94	1570	RIOS, BOBBY C	257.63	478.14
LARSON PLUMBING & UTILITY	920.00	1570	RIOS, BOBBY C	257.63	478.14
MUNIZ ELECTRICAL AND COOL	550.55	1570	RIOS, BOBBY C	257.63	478.14
PROF PLUMBING GROUP	2,737.41	1570	RIOS, BOBBY C	257.63	478.14
THE HOME DEPOT #6584	116.53	1570	RIOS, BOBBY C	257.63	478.14
WORTH HYDROCHEM OF CORPUS	900.00	1570	RIOS, BOBBY C	257.63	478.14
ASHMORE PAINT CO INC	651.15	1570	MOYA, RUDY G	257.63	332.11

**Nueces County**  
**Transaction Totals by Department Average**  
Statement Date(s): 05/28/2018

Merchant	Amount	Department	Card Holder Name	Average Transaction per Dept	Average Transaction per Cardholder
ZARSKY LUMBER-CORPUS	13.06	1570	MOYA, RUDY G	257.63	332.11
FACILITY SOLUTIONS GROUP	809.17	1570	CRUTCHFIELD, ROCKY J	257.63	267.18
FIRETROL PROTECTION SYSTE	427.50	1570	CRUTCHFIELD, ROCKY J	257.63	267.18
GRAYBAR ELECTRIC	889.85	1570	CRUTCHFIELD, ROCKY J	257.63	267.18
GRAYBAR ELECTRIC COMPANY	351.59	1570	CRUTCHFIELD, ROCKY J	257.63	267.18
HARBOR FREIGHT TOOLS 71	345.34	1570	CRUTCHFIELD, ROCKY J	257.63	267.18
IN P & S SCALE CO INC	113.20	1570	CRUTCHFIELD, ROCKY J	257.63	267.18
IN PRO TECH MECHANICAL I	352.00	1570	CRUTCHFIELD, ROCKY J	257.63	267.18
INTERSTATE BATTERIES	47.40	1570	CRUTCHFIELD, ROCKY J	257.63	267.18
THE HOME DEPOT #6564	31.84	1570	CRUTCHFIELD, ROCKY J	257.63	267.18
THE HOME DEPOT #6584	266.93	1570	CRUTCHFIELD, ROCKY J	257.63	267.18
TRUCKERS EQUIPMENT 1	28.08	1570	CRUTCHFIELD, ROCKY J	257.63	267.18
WW GRAINGER	77.60	1570	CRUTCHFIELD, ROCKY J	257.63	267.18
AMAZON MKTPLACE PMTS WWW.	371.66	1570	HOGWOOD, CHARLES EUGENE	257.63	233.16
CORPUS CHRISTI ELECTRIC	479.31	1570	HOGWOOD, CHARLES EUGENE	257.63	233.16
FASTSERV SUPPLY CORPUS	166.00	1570	HOGWOOD, CHARLES EUGENE	257.63	233.16
GRAYBAR ELECTRIC	280.44	1570	HOGWOOD, CHARLES EUGENE	257.63	233.16
MUNIZ ELECTRICAL AND COOL	540.00	1570	HOGWOOD, CHARLES EUGENE	257.63	233.16
THE HOME DEPOT #6584	27.88	1570	HOGWOOD, CHARLES EUGENE	257.63	233.16
COASTAL A.D.S INC.	443.42	1570	FLORES, RICHARD	257.63	203.78
GRAYBAR ELECTRIC	83.89	1570	FLORES, RICHARD	257.63	203.78
GULF COAST HURRICANE S	800.00	1570	FLORES, RICHARD	257.63	203.78
HOLT CAT CORPUS - MC	27.98	1570	FLORES, RICHARD	257.63	203.78
THE HOME DEPOT #6584	71.17	1570	FLORES, RICHARD	257.63	203.78
A WAVELL FLAGPOLE LLC	273.50	1570	PALACIOS JR, NICK	257.63	202.41
BROOKS TIRE INC	54.89	1570	PALACIOS JR, NICK	257.63	202.41
EWALD KUBOTA - CORPUS CHR	469.98	1570	PALACIOS JR, NICK	257.63	202.41
OREILLY AUTO #0635	11.28	1570	PALACIOS JR, NICK	257.63	202.41
CARQUEST 5287	16.99	1570	HINOJOSA, VICTOR A	257.63	166.41
CLARKE MOSQUITO CONTRO	499.62	1570	HINOJOSA, VICTOR A	257.63	166.41
GREYHOUND LINES 6855	46.20	1570	HINOJOSA, VICTOR A	257.63	166.41
INTERSTATE BATTERIES	163.60	1570	HINOJOSA, VICTOR A	257.63	166.41
UNIVAR USA INC	272.05	1570	HINOJOSA, VICTOR A	257.63	166.41
CC PLUMBING	145.81	1570	CASTILLO, NOE C	257.63	137.36
COUNTERTOPBRACKET.COM	59.64	1570	CASTILLO, NOE C	257.63	137.36

**Nueces County**  
**Transaction Totals by Department Average**  
Statement Date(s): 05/28/2018

Merchant	Amount	Department	Card Holder Name	Average Transaction per Dept	Average Transaction per Cardholder
FERGUSON ENT # 116	340.00	1570	CASTILLO, NOE C	257.63	137.36
LOWES #01825	119.96	1570	CASTILLO, NOE C	257.63	137.36
THE HOME DEPOT #0526	80.62	1570	CASTILLO, NOE C	257.63	137.36
THE HOME DEPOT #6584	28.26	1570	CASTILLO, NOE C	257.63	137.36
ZORO TOOLS INC	187.25	1570	CASTILLO, NOE C	257.63	137.36
ASHMORE PAINT CO INC	30.38	1570	PERALES, ERNESTO GALLEGOS	257.63	86.04
BIRDS RUBBER STAMPS	20.00	1570	PERALES, ERNESTO GALLEGOS	257.63	86.04
COASTAL A.D.S INC.	127.44	1570	PERALES, ERNESTO GALLEGOS	257.63	86.04
FASTSERV SUPPLY CORPUS	6.50	1570	PERALES, ERNESTO GALLEGOS	257.63	86.04
STANLEY STEEMERCORCHR	400.00	1570	PERALES, ERNESTO GALLEGOS	257.63	86.04
THE HOME DEPOT #6584	17.94	1570	PERALES, ERNESTO GALLEGOS	257.63	86.04
ARNOLD OIL COMPANY	52.98	1570	LUGO III, ROBERT CARLOS	257.63	52.98
HARBOR FREIGHT TOOLS 71	35.36	1570	SANTA MARIA JR, OSCAR	257.63	35.36
HOTEL DEREK	473.85	3530	LORENTZEN, ANNE E	246.38	246.38
USPS PO 4820200410	18.90	3530	LORENTZEN, ANNE E	246.38	246.38
PALMETTO STATE ARMORY	419.97	3830	RIVERA, JIMMY	243.52	419.97
BJ'S FAMOUS UNIFORMS	89.94	3830	MENDOZA JR, OSCAR	243.52	218.32
CULLIGAN	23.40	3830	MENDOZA JR, OSCAR	243.52	218.32
NORTHWEST TIRE AND AUTO S	85.01	3830	MENDOZA JR, OSCAR	243.52	218.32
NORTHWEST TIRE AND AUTO S	133.06	3830	MENDOZA JR, OSCAR	243.52	218.32
ROBLES TIRE RECYCLING	15.00	3830	MENDOZA JR, OSCAR	243.52	218.32
SAMES FORD LINCOLN	1,181.81	3830	MENDOZA JR, OSCAR	243.52	218.32
DAILY WELLS COMMUNICATIO	68.00	5330	RAMIREZ, JUAN A	238.68	276.44
DISCOUNT TIRE TXC 12	905.00	5330	RAMIREZ, JUAN A	238.68	276.44
OREILLY AUTO #1982	22.96	5330	RAMIREZ, JUAN A	238.68	276.44
PCI PATTERSON VETERINA	312.86	5330	RAMIREZ, JUAN A	238.68	276.44
TRACTOR SUPPLY #333	73.39	5330	RAMIREZ, JUAN A	238.68	276.44
VIP CAR WASH AND LUBE NW	49.85	5330	CARR, JOSEPH VINCENT	238.68	49.85
FIVE POINTS AUTO CENTER	315.59	4190	STOVALL, SYLVESTER	232.35	364.23
MID COAST ELECTRIC SUPPLY	932.04	4190	STOVALL, SYLVESTER	232.35	364.23
THE HOME DEPOT #6564	5,372.67	4190	STOVALL, SYLVESTER	232.35	364.23
ULTIMATE SIGNS AND GRAPHI	300.00	4190	STOVALL, SYLVESTER	232.35	364.23
BECK MASTEN COASTAL BEND	374.38	4190	PAREDEZ, EZEQUIEL	232.35	210.93



**Nueces County**  
**Transaction Totals by Department Average**  
Statement Date(s): 05/28/2018

Merchant	Amount	Department	Card Holder Name	Average Transaction per Dept	Average Transaction per Cardholder
EWING IRRIGATION PRD 146	424.16	4190	PAREDEZ, EZEQUIEL	232.35	210.93
FIVE POINTS AUTO CENTER	343.29	4190	PAREDEZ, EZEQUIEL	232.35	210.93
HOSE OF SOUTH TEXAS	55.18	4190	PAREDEZ, EZEQUIEL	232.35	210.93
PMI ROBSTOWN	1,404.89	4190	PAREDEZ, EZEQUIEL	232.35	210.93
ROBLES TIRE RECYCLING	30.00	4190	PAREDEZ, EZEQUIEL	232.35	210.93
ROBSTOWN HARDWARE CO INC	1,608.19	4190	PAREDEZ, EZEQUIEL	232.35	210.93
SOUTHWEST WHEEL CO COR	564.33	4190	PAREDEZ, EZEQUIEL	232.35	210.93
SUPERIOR TRAILER SAL	92.25	4190	PAREDEZ, EZEQUIEL	232.35	210.93
THE HOME DEPOT #6564	172.58	4190	PAREDEZ, EZEQUIEL	232.35	210.93
TRACTOR SUPPLY #333	114.92	4190	PAREDEZ, EZEQUIEL	232.35	210.93
ULTIMATE SIGNS AND GRAPHI	300.00	4190	PAREDEZ, EZEQUIEL	232.35	210.93
THE HOME DEPOT #6564	423.87	4190	MONTEMAYOR, ELIZABETH J	232.35	106.10
WESTERN AUTO ACE HARDWAR	106.63	4190	MONTEMAYOR, ELIZABETH J	232.35	106.10
NORTHWEST TIRE AND AUTO S	505.43	4190	SANTOS, MARCELINA V	232.35	101.09
CITY OF CORPUS CHRISTI	10.00	4190	HERNANDEZ, JUANITA	232.35	100.08
TWC TIME WARNER CABLE	490.40	4190	HERNANDEZ, JUANITA	232.35	100.08
FRANCO'S GARAGE	919.80	3850	PEREZ, EFRAIN	225.70	366.58
OREILLY AUTO #1982	35.98	3850	PEREZ, EFRAIN	225.70	366.58
TRACTOR SUPPLY #333	143.97	3850	PEREZ, EFRAIN	225.70	366.58
ASTROMATIC CAR WAS	252.00	3850	MARTIN, VANESSA	225.70	236.64
CC BOOT JACK OUTLE	1,104.87	3850	MARTIN, VANESSA	225.70	236.64
FRANCO'S GARAGE	119.00	3850	MARTIN, VANESSA	225.70	236.64
USPS PO 4876650380	7.60	3850	MARTIN, VANESSA	225.70	236.64
VIP CAR WASH & SUPER	409.66	3850	MARTIN, VANESSA	225.70	236.64
GOODYEAR TIRE #4739	334.48	3850	RAMOS JR, ROBERTO	225.70	98.17
OREILLY AUTO #1907	4.58	3850	RAMOS JR, ROBERTO	225.70	98.17
OREILLY AUTO #1982	53.63	3850	RAMOS JR, ROBERTO	225.70	98.17
MOODY GARDENS HOTEL	342.70	0402	LAVERS, THOMAS EARL	216.56	342.70
PAYPAL TXGANGINV	295.00	0402	SHULL, WILLIAM AGUSTIN	216.56	295.00
HYATT REGENCY HOUSTON	1,162.98	0402	CAIN, MORIA COOPERMAN	216.56	218.57
PAYPAL TXGANGINV	1,180.00	0402	CAIN, MORIA COOPERMAN	216.56	218.57
PEARL SOUTH PADRE	532.00	0402	CAIN, MORIA COOPERMAN	216.56	218.57
SHSU WEB PAY	3,245.00	0402	CAIN, MORIA COOPERMAN	216.56	218.57
ALICE ECHO NEWS JOURNAL	380.00	0402	SVEHLA, STANLEY COY	216.56	183.94
AMAZON MKTPLACE PMTS	25.99	0402	SVEHLA, STANLEY COY	216.56	183.94
AMAZON MKTPLACE PMTS WWW.	33.60	0402	SVEHLA, STANLEY COY	216.56	183.94
AMAZONPRIME MEMBERSHIP	0.00	0402	SVEHLA, STANLEY COY	216.56	183.94

**Nueces County**  
**Transaction Totals by Department Average**  
Statement Date(s): 05/28/2018

Merchant	Amount	Department	Card Holder Name	Average Transaction per Dept	Average Transaction per Cardholder
CORPUS CHRISTI CALLER	310.40	0402	SVEHLA, STANLEY COY	216.56	183.94
DOUBLETREE AUSTIN	526.50	0402	SVEHLA, STANLEY COY	216.56	183.94
THERANEST WILEY M	195.00	0402	SVEHLA, STANLEY COY	216.56	183.94
AMAZON.COM AMZN.COM/BILL	109.98	6310	DRILLEN, CRYSTAL	199.65	237.21
DEMCO INC	71.50	6310	DRILLEN, CRYSTAL	199.65	237.21
SCHOLASTIC BOOK FAIRS R10	405.05	6310	DRILLEN, CRYSTAL	199.65	237.21
WAL-MART #0464	599.50	6310	DRILLEN, CRYSTAL	199.65	237.21
THE HOME DEPOT #6564	11.88	6310	GARZA, IDA GONZALEZ	199.65	11.88
ACURITE.COM	64.95	0120	MORENO, YOLANDA	197.45	697.48
SQ TOTAL PROTECTION SYST	1,330.00	0120	MORENO, YOLANDA	197.45	697.48
ARROW MAGNOLIA WEB	1,455.13	0120	GARCIA, JERRY	197.45	687.63
HUB CITY OVERHEAD DOOR CO	186.50	0120	GARCIA, JERRY	197.45	687.63
MMM ROBSTOWN YARD	2,235.79	0120	GARCIA, JERRY	197.45	687.63
SECCO INC	636.00	0120	GARCIA, JERRY	197.45	687.63
TEXAS THRONE LLC	300.00	0120	GARCIA, JERRY	197.45	687.63
ARNOLD OIL COMPANY	15.22	0120	LOPEZ, ROSIE LAMAR	197.45	621.24
CARQUEST 5287	96.58	0120	LOPEZ, ROSIE LAMAR	197.45	621.24
CORPUS CHRISTI FREIGHTLIN	369.37	0120	LOPEZ, ROSIE LAMAR	197.45	621.24
EDDIES GULF RADIATOR	260.00	0120	LOPEZ, ROSIE LAMAR	197.45	621.24
ROMCO EQUIPMENT 004	1,165.44	0120	LOPEZ, ROSIE LAMAR	197.45	621.24
RUBEN'S FLEET SERVICE	1,506.73	0120	LOPEZ, ROSIE LAMAR	197.45	621.24
SQ SOUTH TX OVERHEAD CRA	1,556.54	0120	LOPEZ, ROSIE LAMAR	197.45	621.24
GCR 630CORPCHRISTITX	1,398.68	0120	ORTIZ, CIPRIANO	197.45	502.17
KEGCO INC	53.90	0120	ORTIZ, CIPRIANO	197.45	502.17
SOUTHERN TIRE MART	1,560.46	0120	ORTIZ, CIPRIANO	197.45	502.17
SCHINDLER ELEVATOR CORP	455.51	0120	DESAI, DIPAK VIJAYKUMAR	197.45	276.50
SQ TOTAL PROTECTIO	650.50	0120	DESAI, DIPAK VIJAYKUMAR	197.45	276.50
WILBUR ELLIS TAFT	245.00	0120	YBARRA, EDUARDO C	197.45	245.00
EWALD KUBOTA - CORPUS CHR	41.29	0120	CISNEROS, SIMON G	197.45	172.21
HOLT CAT CORPUS - MC	690.08	0120	CISNEROS, SIMON G	197.45	172.21
HOSE OF SOUTH TEXAS	689.38	0120	CISNEROS, SIMON G	197.45	172.21
OREILLY AUTO #1441	25.36	0120	CISNEROS, SIMON G	197.45	172.21
OREILLY AUTO #1982	384.27	0120	CISNEROS, SIMON G	197.45	172.21
ROBSTOWN HARDWARE CO INC	202.70	0120	CISNEROS, SIMON G	197.45	172.21
TRACTOR SUPPLY #333	599.99	0120	CISNEROS, SIMON G	197.45	172.21
TRUCKERS EQUIPMENT 1	983.41	0120	CISNEROS, SIMON G	197.45	172.21

**Nueces County**  
**Transaction Totals by Department Average**  
Statement Date(s): 05/28/2018

Merchant	Amount	Department	Card Holder Name	Average Transaction per Dept	Average Transaction per Cardholder
AIR & FILTERS 2	49.92	0120	SANCHEZ, JOSE LUIS	197.45	166.57
CBS RENTAL & SUPPLY	415.00	0120	SANCHEZ, JOSE LUIS	197.45	166.57
DAILY WELLS COMMUNICATIO	205.00	0120	SANCHEZ, JOSE LUIS	197.45	166.57
DELTA SPECIALTIES SU	621.76	0120	SANCHEZ, JOSE LUIS	197.45	166.57
MUNIZ ELECTRICAL AND COOL	187.14	0120	SANCHEZ, JOSE LUIS	197.45	166.57
THE HOME DEPOT #6584	149.43	0120	SANCHEZ, JOSE LUIS	197.45	166.57
VOLVO TRUCKS OF TEXAS	203.97	0120	SANCHEZ, JOSE LUIS	197.45	166.57
ARNOLD OIL COMPANY	631.96	0120	MARTINEZ JR, ARTURO	197.45	148.59
BOSCH AUTOMOTIVE SERVICE	752.34	0120	MARTINEZ JR, ARTURO	197.45	148.59
BUSH HYDRAULICS	207.54	0120	MARTINEZ JR, ARTURO	197.45	148.59
CARQUEST 5287	134.22	0120	MARTINEZ JR, ARTURO	197.45	148.59
CLIPSANDFASTENERS	78.66	0120	MARTINEZ JR, ARTURO	197.45	148.59
COASTAL DIESEL	112.64	0120	MARTINEZ JR, ARTURO	197.45	148.59
COOPER EQUIPMENT	404.74	0120	MARTINEZ JR, ARTURO	197.45	148.59
CORPUS CHRISTI FREIGHTLIN	579.87	0120	MARTINEZ JR, ARTURO	197.45	148.59
CREAGER TIRE AND BATTERY	7.00	0120	MARTINEZ JR, ARTURO	197.45	148.59
DAILY WELLS COMMUNICATIO	262.22	0120	MARTINEZ JR, ARTURO	197.45	148.59
HOLT CAT CORPUS - MC	224.00	0120	MARTINEZ JR, ARTURO	197.45	148.59
HOSE OF SOUTH TEXAS	129.35	0120	MARTINEZ JR, ARTURO	197.45	148.59
HUSKY TRAILER& PARTS CO	68.99	0120	MARTINEZ JR, ARTURO	197.45	148.59
IN 20.4 VENTURES LLC DB	400.00	0120	MARTINEZ JR, ARTURO	197.45	148.59
IN MERCURY AUTO AIR LLC	158.20	0120	MARTINEZ JR, ARTURO	197.45	148.59
K-D TRIM	450.00	0120	MARTINEZ JR, ARTURO	197.45	148.59
KIMBALL MIDWEST	268.60	0120	MARTINEZ JR, ARTURO	197.45	148.59
LITHIA FLCC LLC	908.60	0120	MARTINEZ JR, ARTURO	197.45	148.59
MCCOYS #17	26.26	0120	MARTINEZ JR, ARTURO	197.45	148.59
NORTHERN TOOL + EQUIP	69.98	0120	MARTINEZ JR, ARTURO	197.45	148.59
OREILLY AUTO #0635	67.08	0120	MARTINEZ JR, ARTURO	197.45	148.59
PROFIRE PROTECTION INC.	51.58	0120	MARTINEZ JR, ARTURO	197.45	148.59
SAMES FORD LINCOLN	113.63	0120	MARTINEZ JR, ARTURO	197.45	148.59
SHEINBERG TOOL CO INC	290.93	0120	MARTINEZ JR, ARTURO	197.45	148.59
VOLVO TRUCKS OF TEXAS	423.97	0120	MARTINEZ JR, ARTURO	197.45	148.59
WESTERN AUTO ACE HARDWAR	7.43	0120	MARTINEZ JR, ARTURO	197.45	148.59
WOODY'S TRUCK CENTER	5.29	0120	MARTINEZ JR, ARTURO	197.45	148.59
C.C. BATTERY COMPANY	273.00	0120	WHITE, DOROTHY ARLENE	197.45	147.45
DELTA SPECIALTIES SU	414.68	0120	WHITE, DOROTHY ARLENE	197.45	147.45
TRUCKERS EQUIPMENT 1	197.00	0120	WHITE, DOROTHY ARLENE	197.45	147.45

**Nueces County**  
**Transaction Totals by Department Average**  
Statement Date(s): 05/28/2018

Merchant	Amount	Department	Card Holder Name	Average Transaction per Dept	Average Transaction per Cardholder
CBS RENTAL & SUPPLY	275.10	0120	JAQUEZ, NOE F	197.45	141.02
THE HOME DEPOT #6564	147.97	0120	JAQUEZ, NOE F	197.45	141.02
AIRGAS CENTRAL	591.16	0120	MERCADO, SANTIAGO	197.45	93.16
AN CHEVROLET N CORPUS	28.47	0120	MERCADO, SANTIAGO	197.45	93.16
ARNOLD OIL COMPANY	528.90	0120	MERCADO, SANTIAGO	197.45	93.16
BUSTERS BUTANE	24.00	0120	MERCADO, SANTIAGO	197.45	93.16
C.C. BATTERY COMPANY	319.27	0120	MERCADO, SANTIAGO	197.45	93.16
CARQUEST 5287	405.27	0120	MERCADO, SANTIAGO	197.45	93.16
COASTAL DIESEL	26.19	0120	MERCADO, SANTIAGO	197.45	93.16
CORPUS CHRISTI FREIGHTLIN	97.90	0120	MERCADO, SANTIAGO	197.45	93.16
CORPUS CHRISTI GASKET AND	40.00	0120	MERCADO, SANTIAGO	197.45	93.16
CREAGER TIRE AND BATTERY	14.00	0120	MERCADO, SANTIAGO	197.45	93.16
DIAMOND MOWERS INC	94.53	0120	MERCADO, SANTIAGO	197.45	93.16
DOGGETT HM #2	414.75	0120	MERCADO, SANTIAGO	197.45	93.16
FASTSERV SUPPLY CORPUS	26.29	0120	MERCADO, SANTIAGO	197.45	93.16
HOSE OF SOUTH TEXAS	6.60	0120	MERCADO, SANTIAGO	197.45	93.16
HUSKY TRAILER& PARTS CO	65.95	0120	MERCADO, SANTIAGO	197.45	93.16
IN 20.4 VENTURES LLC DB	215.00	0120	MERCADO, SANTIAGO	197.45	93.16
INTERNATIONAL ELECTRONICS	10.85	0120	MERCADO, SANTIAGO	197.45	93.16
LITHIA FLCC LLC	1,165.78	0120	MERCADO, SANTIAGO	197.45	93.16
MCCOYS #17	21.53	0120	MERCADO, SANTIAGO	197.45	93.16
OREILLY AUTO #0635	29.58	0120	MERCADO, SANTIAGO	197.45	93.16
PMI ROBSTOWN	24.88	0120	MERCADO, SANTIAGO	197.45	93.16
ROBSTOWN HARDWARE CO INC	166.68	0120	MERCADO, SANTIAGO	197.45	93.16
SAMES FORD LINCOLN	113.00	0120	MERCADO, SANTIAGO	197.45	93.16
SHEINBERG TOOL CO INC	464.04	0120	MERCADO, SANTIAGO	197.45	93.16
THE HOME DEPOT #6584	97.65	0120	MERCADO, SANTIAGO	197.45	93.16
TRACTOR SUPPLY #333	71.97	0120	MERCADO, SANTIAGO	197.45	93.16
VOLVO TRUCKS OF TEXAS	92.95	0120	MERCADO, SANTIAGO	197.45	93.16
WAUKESHA-PEARCE CORPUS	292.25	0120	MERCADO, SANTIAGO	197.45	93.16
WOODY'S TRUCK CENTER	47.22	0120	MERCADO, SANTIAGO	197.45	93.16
ARC CORPUS CHRISTI 15	120.02	0120	MOLINA, MICHAEL A	197.45	60.01
GUARDIAN FUNERAL HOME & C	671.00	4130	MARTINEZ, SARAH EVETTE	181.57	181.57
WAL-MART #5898	300.00	4130	MARTINEZ, SARAH EVETTE	181.57	181.57
WM SUPERCENTER #5898	300.00	4130	MARTINEZ, SARAH EVETTE	181.57	181.57
MOORE MEDICAL LLC	493.07	3480	GONZALEZ, DAVID	154.81	246.54
CARISMA WASH	244.68	3480	FLORES, PAUL	154.81	197.26

**Nueces County**  
**Transaction Totals by Department Average**  
Statement Date(s): 05/28/2018

Merchant	Amount	Department	Card Holder Name	Average Transaction per Dept	Average Transaction per Cardholder
OMNI AUSTIN SOUTHPARK	1,335.15	3480	FLORES, PAUL	154.81	197.26
THE HOME DEPOT #6584	195.55	3480	FLORES, PAUL	154.81	197.26
CANDLEWOOD SUITES ASTN NW	155.25	3480	MORENO, JOSHUA ANTHONY	154.81	171.56
MIRA'S SPORTS & MORE	628.92	3480	MORENO, JOSHUA ANTHONY	154.81	171.56
NETFLIX.COM	13.99	3480	MORENO, JOSHUA ANTHONY	154.81	171.56
PROFIRE PROTECTION INC.	51.40	3480	MORENO, JOSHUA ANTHONY	154.81	171.56
TEA GED TRANSCRIPT	5.00	3480	MORENO, JOSHUA ANTHONY	154.81	171.56
WALGREENS #3639	324.39	3480	MORENO, JOSHUA ANTHONY	154.81	171.56
WALGREENS #4424	21.99	3480	MORENO, JOSHUA ANTHONY	154.81	171.56
EVINS GLASS SERVICE IN	240.00	3480	SALDANA, DEANNA	154.81	164.90
IDENTOGO - TX FINGERPRINT	55.00	3480	SALDANA, DEANNA	154.81	164.90
OMNI AUSTIN SOUTHPARK	167.90	3480	SALDANA, DEANNA	154.81	164.90
PAYPAL RMBFAIRGROU	70.00	3480	SALDANA, DEANNA	154.81	164.90
TREATMENT INNOVATIONS	359.00	3480	SALDANA, DEANNA	154.81	164.90
WALGREENS #4424	921.97	3480	SALDANA, DEANNA	154.81	164.90
AMERICAN AIR0010283614683	25.00	3480	FLORES, HOMER	154.81	116.21
AMERICAN AIR0010283903522	25.00	3480	FLORES, HOMER	154.81	116.21
CITY OF CC AIRPORT	14.00	3480	FLORES, HOMER	154.81	116.21
UNION TAXI COOPERATIVE	80.37	3480	FLORES, HOMER	154.81	116.21
UNITED 0162609979014	50.00	3480	FLORES, HOMER	154.81	116.21
WESTIN (WESTIN HOTELS)	502.89	3480	FLORES, HOMER	154.81	116.21
CITY OF CC AIRPORT	20.00	3480	STEWART-MUERY, BRITTANY RYAN	154.81	42.57
WM SUPERCENTER #470	107.72	3480	STEWART-MUERY, BRITTANY RYAN	154.81	42.57
ARC SERVICES/TRAINING	84.00	3480	MILAM, JOHN	154.81	42.00
AMBIT TEXAS LLC	82.37	4110	GARZA, MARGARITA P	148.80	157.51
AMIGO ENERGY	163.01	4110	GARZA, MARGARITA P	148.80	157.51
CITY OF CORPUS CHRISTI	175.00	4110	GARZA, MARGARITA P	148.80	157.51
GUARDIAN FUNERAL HOME & C	1,292.00	4110	GARZA, MARGARITA P	148.80	157.51
JUST ENERGY	81.20	4110	GARZA, MARGARITA P	148.80	157.51
NUECES COUNTY WATER DISCT	443.17	4110	GARZA, MARGARITA P	148.80	157.51
NUECES ELECTRIC COOP	175.00	4110	GARZA, MARGARITA P	148.80	157.51
ROBSTOWN UTILITY SYSTEMS	3,302.62	4110	GARZA, MARGARITA P	148.80	157.51
STREAM ENERGY/EZ-PAY	69.83	4110	GARZA, MARGARITA P	148.80	157.51

**Nueces County**  
**Transaction Totals by Department Average**  
Statement Date(s): 05/28/2018

Merchant	Amount	Department	Card Holder Name	Average Transaction per Dept	Average Transaction per Cardholder
TXU BILL PAYMENT	143.07	4110	GARZA, MARGARITA P	148.80	157.51
V247 POWER CORPORATION	215.47	4110	GARZA, MARGARITA P	148.80	157.51
AMBIT TEXAS LLC	281.80	4110	HERRERA, VERONICA ELIZABETH	148.80	156.74
AMIGO ENERGY	175.00	4110	HERRERA, VERONICA ELIZABETH	148.80	156.74
CHAMPION ENERGY SERVICES	207.11	4110	HERRERA, VERONICA ELIZABETH	148.80	156.74
CITY OF CORPUS CHRISTI	2,082.83	4110	HERRERA, VERONICA ELIZABETH	148.80	156.74
CORPUS CHRISTI FUNERAL	671.00	4110	HERRERA, VERONICA ELIZABETH	148.80	156.74
FSI CPL RETAIL	212.12	4110	HERRERA, VERONICA ELIZABETH	148.80	156.74
FSI FIRST CHOICE POWER	166.31	4110	HERRERA, VERONICA ELIZABETH	148.80	156.74
GUARDIAN FUNERAL HOME & C	1,342.00	4110	HERRERA, VERONICA ELIZABETH	148.80	156.74
PAW ALL FAITH CREMATION	671.00	4110	HERRERA, VERONICA ELIZABETH	148.80	156.74
RELIANT ENERGY	61.58	4110	HERRERA, VERONICA ELIZABETH	148.80	156.74
SQ SOUTH TEXAS SOC	40.00	4110	HERRERA, VERONICA ELIZABETH	148.80	156.74
STREAM ENERGY/EZ-PAY	282.81	4110	HERRERA, VERONICA ELIZABETH	148.80	156.74
TARA ENERGY	100.42	4110	HERRERA, VERONICA ELIZABETH	148.80	156.74
TXU BILL PAYMENT	602.69	4110	HERRERA, VERONICA ELIZABETH	148.80	156.74
THE HOME DEPOT #6564	489.00	4110	WOOLDRIDGE, LAURA ANNETTE	148.80	98.59
USPS PO 4876650380	3.95	4110	WOOLDRIDGE, LAURA ANNETTE	148.80	98.59
NUECES COUNTY WATER DISCT	54.09	4110	SANCHEZ, IRENE FLORES	148.80	89.83
ROBSTOWN UTILITY SYSTEMS	125.56	4110	SANCHEZ, IRENE FLORES	148.80	89.83
WAL-MART #5898	84.40	4110	MITSUI, ELAYNE C	148.80	84.40
CE4LESS COM	29.95	4110	RACH, REBECCA S	148.80	20.98
FSSW - CEUS	12.00	4110	RACH, REBECCA S	148.80	20.98
WM SUPERCENTER #470	367.96	3700	LORBERAU, DANIEL SCOTT	148.73	367.96
AMAZON MKTPLACE PMTS	165.60	3700	MARTINEZ, CYNTHIA LAURA	148.73	366.34
BJ'S FAMOUS UNIFORMS	20.00	3700	MARTINEZ, CYNTHIA LAURA	148.73	366.34
BOOTS N BRITCHES	360.80	3700	MARTINEZ, CYNTHIA LAURA	148.73	366.34

**Nueces County**  
**Transaction Totals by Department Average**  
Statement Date(s): 05/28/2018

Merchant	Amount	Department	Card Holder Name	Average Transaction per Dept	Average Transaction per Cardholder
DTV DIRECTV SERVICE	181.56	3700	MARTINEZ, CYNTHIA LAURA	148.73	366.34
POSITIVE PROMOTIONS INC	2,202.77	3700	MARTINEZ, CYNTHIA LAURA	148.73	366.34
ED BURKES AUTO	698.00	3700	GARCIA, LAURA N	148.73	349.00
DTV DIRECTV SERVICE	75.94	3700	GALVAN, JOHN A	148.73	344.71
THE HOME DEPOT #0526	613.48	3700	GALVAN, JOHN A	148.73	344.71
AMAZON MKTPLACE PMTS	250.00	3700	PEREZ, DANIEL T	148.73	332.57
PAYPAL ROTARYCORPU	250.00	3700	PEREZ, DANIEL T	148.73	332.57
THE HOME DEPOT #6584	497.70	3700	PEREZ, DANIEL T	148.73	332.57
DAILY WELLS COMMUNICATIO	280.00	3700	WILLOUGHBY III, WILLIAM F	148.73	227.32
GRAINGER	54.52	3700	WILLOUGHBY III, WILLIAM F	148.73	227.32
H&L DISCOUNT OIL CO	1,484.03	3700	WILLOUGHBY III, WILLIAM F	148.73	227.32
ANNAVILLE MUFFLER & AU	199.04	3700	SALAZAR JR, RAUL	148.73	183.14
GOODYEAR TIRE #4739	167.24	3700	SALAZAR JR, RAUL	148.73	183.14
A1 ELECTRIC AUTO SERVICE	176.70	3700	NAJERA, LOURDES E	148.73	176.70
BOB'S CITY GARAGE	296.66	3700	REVIS, TIMOTHY K	148.73	156.11
CORPUS CHRISTI ELECTRIC	15.56	3700	REVIS, TIMOTHY K	148.73	156.11
FLEET MANAGEMENT SOLUTNS	96.00	3700	BOLTZ, PATRICIA	148.73	120.81
NOTARIES.COM	749.70	3700	BOLTZ, PATRICIA	148.73	120.81
MARKER 37 LLC	585.08	3700	VEAD, JASON L	148.73	111.25
THE HOME DEPOT #0526	28.44	3700	VEAD, JASON L	148.73	111.25
WEST MARINE #1308	53.98	3700	VEAD, JASON L	148.73	111.25
INTERSTATE BATTERIES	102.40	3700	MARTINEZ, RENE D	148.73	102.40
AUTOZONE #1416	44.99	3700	WHITE, DUSTIN WAYNE	148.73	90.73
AUTOZONE #4211	7.19	3700	WHITE, DUSTIN WAYNE	148.73	90.73
RAYALLEN.COM JJDOG.COM	62.59	3700	WHITE, DUSTIN WAYNE	148.73	90.73
SHELL OIL 57545310500	7.00	3700	WHITE, DUSTIN WAYNE	148.73	90.73
TASER INTERNATIONAL	73.00	3700	WHITE, DUSTIN WAYNE	148.73	90.73
WAL-MART #0470	349.61	3700	WHITE, DUSTIN WAYNE	148.73	90.73
BROOKS TIRE INC	7.00	3700	CALZADA, ALLON	148.73	83.08
EVIDENT INC	75.00	3700	CALZADA, ALLON	148.73	83.08
GOODYEAR A.S.C. #4738	167.24	3700	CALZADA, ALLON	148.73	83.08
ARNOLD OIL COMPANY	94.84	3700	RODRIGUEZ, NATIVIDAD	148.73	67.42
WOODY'S TRUCK CENTER	40.00	3700	RODRIGUEZ, NATIVIDAD	148.73	67.42
ASHMORE PAINT CO INC	106.86	3700	ROSENBAUM, SYLVIA A	148.73	56.88
AUTOZONE 4216	26.99	3700	ROSENBAUM, SYLVIA A	148.73	56.88
FIRESTONE678783	85.45	3700	ROSENBAUM, SYLVIA A	148.73	56.88
THE HOME DEPOT #0526	139.23	3700	ROSENBAUM, SYLVIA A	148.73	56.88
WM SUPERCENTER #1494	7.89	3700	ROSENBAUM, SYLVIA A	148.73	56.88

**Nueces County**  
**Transaction Totals by Department Average**  
Statement Date(s): 05/28/2018

Merchant	Amount	Department	Card Holder Name	Average Transaction per Dept	Average Transaction per Cardholder
WM SUPERCENTER #470	31.72	3700	ROSENBAUM, SYLVIA A	148.73	56.88
PETCO 1425 63514251	97.97	3700	DORR, CHRISTOPHER EMBERT	148.73	53.98
RAYALLEN.COM JJDOG.COM	63.98	3700	DORR, CHRISTOPHER EMBERT	148.73	53.98
CORNER STORE 1500	52.03	3700	VICKERS, RUSSELL BLAIR	148.73	51.41
CORNER STORE 1501	55.00	3700	VICKERS, RUSSELL BLAIR	148.73	51.41
CORNER STORE 1502	71.00	3700	VICKERS, RUSSELL BLAIR	148.73	51.41
FIRESTONE678791	7.00	3700	VICKERS, RUSSELL BLAIR	148.73	51.41
PHILLIPS 66 - SKIPPERS 10	72.00	3700	VICKERS, RUSSELL BLAIR	148.73	51.41
ALAMOSA ANIMAL HOSPITA	30.00	3700	GONZALEZ, ADAM S	148.73	30.00
OREILLY AUTO #1441	27.04	3700	ACEVEDO, FELIX R	148.73	27.04
THE HOME DEPOT #6584	26.91	3700	NUNEZ, EDUARDO	148.73	26.91
THE SHARP SHOOTER	18.35	3700	KAELIN, JIMMIE DALE	148.73	18.35
SHELL OIL 57545310500	14.00	3700	WOOD, ERIC	148.73	12.94
THE HOME DEPOT #6564	19.80	3700	WOOD, ERIC	148.73	12.94
WM SUPERCENTER #464	17.97	3700	WOOD, ERIC	148.73	12.94
GRAINGER	11.07	3700	COOPER, LANCE EUGENE	148.73	11.07
WHATABURGER 692 Q65	7.77	3700	BURNS, MELISSA LYNN	148.73	7.77
FIRESTONE678791	7.00	3700	GARZA, DANIEL V	148.73	7.00
STATE BAR TX-DUES-WEB	2,400.00	1130	CASAS, NORMA N	138.26	240.00
USPS PO 4820200410	27.88	1130	SCHUSTER, ANDREW WHITELEY	138.26	13.94
USPS PO 4820200410	60.82	1130	VELA, MELISSA DIANE	138.26	10.14
EXXONMOBIL 45362159	20.95	1380	LOPEZ JR, ARMIN	125.57	125.57
TEXAS MUNICIPAL COURTS ED	300.00	1380	LOPEZ JR, ARMIN	125.57	125.57
WM SUPERCENTER #1494	55.76	1380	LOPEZ JR, ARMIN	125.57	125.57
TTI REGISTRATIONS	125.00	1030	MAREZ, EDWARD J	125.00	125.00
GREYHOUND LINES 6855	44.80	5110	FLORES, MICHAEL ANTHONY	124.67	124.67
UNIVAR USA INC	329.20	5110	FLORES, MICHAEL ANTHONY	124.67	124.67
ATT BILL PAYMENT	159.84	0180	SCOTT, ALANA KAY	114.81	327.83
BUILDERSFIRSTSOURCE62601	306.81	0180	SCOTT, ALANA KAY	114.81	327.83
FAUCETDIRECT.COM	1,197.75	0180	SCOTT, ALANA KAY	114.81	327.83
FERGUSON ENT # 116	1,114.20	0180	SCOTT, ALANA KAY	114.81	327.83
LOWES #01825	322.73	0180	SCOTT, ALANA KAY	114.81	327.83
MOMAR INC	464.52	0180	SCOTT, ALANA KAY	114.81	327.83
PAYPAL MIKE DAVIS	207.60	0180	SCOTT, ALANA KAY	114.81	327.83
SAMS CLUB #8267	503.26	0180	SCOTT, ALANA KAY	114.81	327.83
SAMSCLUB #8267	192.84	0180	SCOTT, ALANA KAY	114.81	327.83
USPS PO 4820210418	120.00	0180	SCOTT, ALANA KAY	114.81	327.83



**Nueces County**  
**Transaction Totals by Department Average**  
Statement Date(s): 05/28/2018

Merchant	Amount	Department	Card Holder Name	Average Transaction per Dept	Average Transaction per Cardholder
AIR & FILTERS	155.76	0180	AGUILAR, ROBERT MARIO	114.81	87.01
CORPUS CHRISTI ELECTRIC	79.50	0180	AGUILAR, ROBERT MARIO	114.81	87.01
EAGLE LOCK AND KEY	92.95	0180	AGUILAR, ROBERT MARIO	114.81	87.01
FERGUSON ENT # 116	98.44	0180	AGUILAR, ROBERT MARIO	114.81	87.01
GRAINGER	233.38	0180	AGUILAR, ROBERT MARIO	114.81	87.01
GRAYBAR ELECTRIC	137.08	0180	AGUILAR, ROBERT MARIO	114.81	87.01
LOWES #01825	667.91	0180	AGUILAR, ROBERT MARIO	114.81	87.01
NORTH PADRE HARDWARE	777.98	0180	AGUILAR, ROBERT MARIO	114.81	87.01
OREILLY AUTO #0448	11.44	0180	AGUILAR, ROBERT MARIO	114.81	87.01
OREILLY AUTO #1687	31.02	0180	AGUILAR, ROBERT MARIO	114.81	87.01
THE HOME DEPOT #0526	325.95	0180	AGUILAR, ROBERT MARIO	114.81	87.01
WAL-MART #0490	9.72	0180	AGUILAR, ROBERT MARIO	114.81	87.01
WW GRAINGER	337.32	0180	AGUILAR, ROBERT MARIO	114.81	87.01
CORPUS CHRISTI SAFE AND L	45.00	0180	CHAPA JR, THOMAS	114.81	85.83
HOLT CAT CORPUS - MC	617.96	0180	CHAPA JR, THOMAS	114.81	85.83
HOSE OF SOUTH TEXAS	34.70	0180	CHAPA JR, THOMAS	114.81	85.83
NORTH PADRE HARDWARE	15.66	0180	CHAPA JR, THOMAS	114.81	85.83
PPG PAINTS 9674	44.41	0180	CHAPA JR, THOMAS	114.81	85.83
WM SUPERCENTER #490	14.70	0180	CHAPA JR, THOMAS	114.81	85.83
GRAINGER	33.79	0180	CRONIN, RONALD MICHAEL	114.81	62.57
LOWES #01825	1,417.34	0180	CRONIN, RONALD MICHAEL	114.81	62.57
MG BUILDING CORPUS CHRIS	35.98	0180	CRONIN, RONALD MICHAEL	114.81	62.57
NORTH PADRE HARDWARE	336.90	0180	CRONIN, RONALD MICHAEL	114.81	62.57
NORTHERN TOOL + EQUIP	33.98	0180	CRONIN, RONALD MICHAEL	114.81	62.57
THE HOME DEPOT #0526	269.29	0180	CRONIN, RONALD MICHAEL	114.81	62.57
CORPUS CHRISTI SAFE AND L	12.95	1200	BENAVIDEZ, RAFAEL G	93.77	93.77
GRAYBAR ELECTRIC COMPANY	70.44	1200	BENAVIDEZ, RAFAEL G	93.77	93.77
OFFICE DEPOT #468	36.99	1200	BENAVIDEZ, RAFAEL G	93.77	93.77
PITNEY BOWES PI	95.00	1200	BENAVIDEZ, RAFAEL G	93.77	93.77
SELECT BLINDS	206.94	1200	BENAVIDEZ, RAFAEL G	93.77	93.77
SOUTHWES 5261445434258	274.60	1200	BENAVIDEZ, RAFAEL G	93.77	93.77
SOUTHWES 5261445434259	274.60	1200	BENAVIDEZ, RAFAEL G	93.77	93.77
SWA EARLYBRD5269804973747	15.00	1200	BENAVIDEZ, RAFAEL G	93.77	93.77
SWA EARLYBRD5269804973748	15.00	1200	BENAVIDEZ, RAFAEL G	93.77	93.77
SWA EARLYBRD5269804973749	15.00	1200	BENAVIDEZ, RAFAEL G	93.77	93.77
SWA EARLYBRD5269804973750	15.00	1200	BENAVIDEZ, RAFAEL G	93.77	93.77
AMERICAN AIR0010623658864	15.25	0370	POLLACK, JEFFREY ADAM	83.40	188.33
AMERICAN AIR0012188138486	361.40	0370	POLLACK, JEFFREY ADAM	83.40	188.33

**Nueces County**  
**Transaction Totals by Department Average**  
Statement Date(s): 05/28/2018

Merchant	Amount	Department	Card Holder Name	Average Transaction per Dept	Average Transaction per Cardholder
8X8 INC. 888-898-8733	271.86	0370	CARRIZALES, DANIEL VILLARREAL	83.40	96.53
BEST BUY 00002352	261.96	0370	CARRIZALES, DANIEL VILLARREAL	83.40	96.53
CROSS BORDER TRANS FEE	0.15	0370	CARRIZALES, DANIEL VILLARREAL	83.40	96.53
HOBBY-LOBBY #0066	11.18	0370	CARRIZALES, DANIEL VILLARREAL	83.40	96.53
PAYPAL WONDERIDEA	15.00	0370	CARRIZALES, DANIEL VILLARREAL	83.40	96.53
TWC TIME WARNER CABLE	115.58	0370	CARRIZALES, DANIEL VILLARREAL	83.40	96.53
AMERICAN AIR0010623662943	15.25	0370	GONZALEZ, BRIGIDA	83.40	50.41
AMERICAN AIR0012188116138	348.90	0370	GONZALEZ, BRIGIDA	83.40	50.41
AMERICAN AIR0012188145034	12.50	0370	GONZALEZ, BRIGIDA	83.40	50.41
TTI REGISTRATIONS	-175.00	0370	GONZALEZ, BRIGIDA	83.40	50.41
BEST WESTERN HERITAGE INN	92.43	0370	BOULAN, YOSHIKO	83.40	40.95
USPS PO 4820200410	3.68	0370	BOULAN, YOSHIKO	83.40	40.95
WALMART.COM 8009666546	67.69	0370	BOULAN, YOSHIKO	83.40	40.95
SQ BAY AREA TIME	145.00	3630	AUMADA, DEBRA D	75.85	75.85
USPS PO 4808000343	6.70	3630	AUMADA, DEBRA D	75.85	75.85
GREYHOUND LINES 6855	87.15	3092	DIAZ JR, DONACIANO R	73.93	73.93
TEXAS DIESEL SPECIALIST	172.03	3092	DIAZ JR, DONACIANO R	73.93	73.93
THE HOME DEPOT #6564	22.54	3092	DIAZ JR, DONACIANO R	73.93	73.93
UNIVAR USA INC	87.93	3092	DIAZ JR, DONACIANO R	73.93	73.93
CARS 4 CREDIT	58.92	3810	ROSAS, STEPHEN A	71.76	112.23
CHAMPION CHEVY_CADILLA	353.43	3810	ROSAS, STEPHEN A	71.76	112.23
HOZZ INC.	344.97	3810	ROSAS, STEPHEN A	71.76	112.23
SQ AUTO WORKS UNLIMITED	325.00	3810	ROSAS, STEPHEN A	71.76	112.23
TEXAS EXCELLENCE DETAIL	40.00	3810	ROSAS, STEPHEN A	71.76	112.23
TEXAS EXCELLENCE DETAIL	40.00	3810	TAMEZ JR, ELIZANDRO	71.76	20.00
CHIEF SUPPLY VT	20.09	3810	MARTINEZ, FELIPE DE JESUS	71.76	11.52
NICHOLS GUNS	23.49	3810	MARTINEZ, FELIPE DE JESUS	71.76	11.52
SHAFFERS MUFFLER AND AUTO	14.00	3810	MARTINEZ, FELIPE DE JESUS	71.76	11.52
AUTOZONE #1419	25.00	1160	VELAZQUEZ-MENDOZA, SANDRA N	68.94	68.94
HEB #462	112.88	1160	VELAZQUEZ-MENDOZA, SANDRA N	68.94	68.94
HEB #210	10.44	3300	ROBERTS, MARILEE LISEC	57.72	57.72
MARCO & CO. CATERING	105.00	3300	ROBERTS, MARILEE LISEC	57.72	57.72
FAIRFIELD INN & SUITES	93.00	6110	GIBBS, KEVIN ODELL	55.88	84.97
TX DEPT AGRICULTUR	76.94	6110	GIBBS, KEVIN ODELL	55.88	84.97

**Nueces County**  
**Transaction Totals by Department Average**  
Statement Date(s): 05/28/2018

Merchant	Amount	Department	Card Holder Name	Average Transaction per Dept	Average Transaction per Cardholder
AGEX SOIL TESTING LAB	40.00	6110	OTT, JASON P	55.88	55.81
CORNER STORE 0145	15.00	6110	OTT, JASON P	55.88	55.81
FAIRFIELD INN & SUITES	89.00	6110	OTT, JASON P	55.88	55.81
FRANCO'S GARAGE	96.00	6110	OTT, JASON P	55.88	55.81
GULF COAST PAPER COMPANY-	50.87	6110	OTT, JASON P	55.88	55.81
SHELL OIL 57543429203	44.00	6110	OTT, JASON P	55.88	55.81
FAIRFIELD INN & SUITES	186.00	6110	MCMANUS, JOHN KYLE	55.88	44.32
SQ DISTRICT 11 AE4-HA	20.60	6110	MCMANUS, JOHN KYLE	55.88	44.32
TAMU PARKING PERMITS &	15.00	6110	MCMANUS, JOHN KYLE	55.88	44.32
USPS PO 4820210418	102.26	3820	BRANDON, DONNA D	44.17	102.26
ISLAND TIRE AND AUTOMOTIV	54.62	3820	ZAMORA, ANTHONY	44.17	54.62
ISLAND TIRE AND AUTOMOTIV	38.76	3820	HILL, JAMES ROBERT	44.17	38.76
ISLAND TIRE AND AUTOMOTIV	36.40	3820	GONZALES, MINERVA S	44.17	36.40
JO'S PACKARD TIRE SVC	17.00	3820	MARTINEZ JR, MARCIAL	44.17	17.00
JO'S PACKARD TIRE SVC	16.00	3820	RODRIGUEZ, MIGUEL ANGEL	44.17	16.00
BELLA BISTRO	39.51	1121	LITTLE III, TYNER W	39.51	39.51
DRI CRASHPLAN FOR SB	10.65	3006	CORONA, LUIS JAVIER	38.08	38.08
OFFICE DEPOT #468	11.68	3006	CORONA, LUIS JAVIER	38.08	38.08
WAL-MART #0470	91.90	3006	CORONA, LUIS JAVIER	38.08	38.08
OREILLY AUTO #1982	146.19	6210	MUNOZ, NORMA	12.34	146.19
DISPUTE-WWW.JOR.BY	-315.00	6210	MUNOZ, NORMA	12.34	-21.13
FAIRFIELD INN & SUITES	77.00	6210	MUNOZ, NORMA	12.34	-21.13
TWC TIME WARNER CABLE	128.49	6210	MUNOZ, NORMA	12.34	-21.13
UNITED 0162608904879	25.00	6210	MUNOZ, NORMA	12.34	-21.13
<b>Total</b>	<b>310,299.60</b>				

**Nueces County**  
**Transaction Totals by Vendor**  
Statement Dates: 05/28/2018

Merchant	Amount	Transaction Count	Average Transaction
8X8 INC. 888-898-8733	271.86	1	271.86
A & R SEPTIC SERVICES L.L	425.00	1	425.00
A WAVELL FLAGPOLE LLC	273.50	1	273.50
A&W OFFICE SUPPLY	8,617.05	7	1,231.01
A1 ELECTRIC AUTO SERVICE	176.70	1	176.70
ACURITE.COM	64.95	1	64.95
ADI-SA	4,829.85	1	4,829.85
ADOBE CREATIVE CLOUD	173.18	1	173.18
AGENT FEE 8900734719774	40.00	1	40.00
AGENT FEE 8900735094205	40.00	1	40.00
AGENT FEE 8900735414801	80.00	1	80.00
AGENT FEE 8900735414802	120.00	1	120.00
AGEX SOIL TESTING LAB	40.00	1	40.00
AIR & FILTERS	155.76	1	155.76
AIR & FILTERS 2	49.92	1	49.92
AIRGAS CENTRAL	591.16	3	197.05
ALAMOSA ANIMAL HOSPITA	30.00	1	30.00
ALICE ECHO NEWS JOURNAL	380.00	1	380.00
ALLISONHOUSE LLC	294.99	1	294.99
ALTEX ELECTRONICS 1061	348.82	3	116.27
AMAZON MKTPLACE PMTS	750.26	7	107.18
AMAZON MKTPLACE PMTS WWW.	405.26	2	202.63
AMAZON.COM	310.62	1	310.62
AMAZON.COM AMZN.COM/BILL	109.98	1	109.98
AMAZONPRIME MEMBERSHIP	0.00	2	0.00
AMBIT TEXAS LLC	364.17	4	91.04
AMERICAN AIR0010283614683	25.00	1	25.00
AMERICAN AIR0010283903522	25.00	1	25.00
AMERICAN AIR0010623658864	15.25	1	15.25
AMERICAN AIR0010623662943	15.25	1	15.25
AMERICAN AIR0012188116138	348.90	1	348.90
AMERICAN AIR0012188138486	361.40	1	361.40
AMERICAN AIR0012188145034	12.50	1	12.50
AMERICAN AIR0017133502159	1,179.61	1	1,179.61
AMERICAN SOLUTIONS4 BUS	10,018.61	7	1,431.23
AMIGO ENERGY	338.01	2	169.01
AN CHEVROLET N CORPUS	28.47	1	28.47
ANNAVILLE MUFFLER & AU	199.04	1	199.04
ARC CORPUS CHRISTI 15	120.02	2	60.01
ARC SERVICES/TRAINING	84.00	2	42.00
ARNOLD OIL COMPANY	1,323.90	11	120.35
ARROW MAGNOLIA WEB	1,455.13	1	1,455.13

**Nueces County**  
**Transaction Totals by Vendor**  
Statement Dates: 05/28/2018

Merchant	Amount	Transaction Count	Average Transaction
ASHMORE PAINT CO INC	788.39	4	197.10
ASTROMATIC CAR WAS	252.00	2	126.00
AT&T BILL PAYMENT	19,322.96	3	6,440.99
ATT BILL PAYMENT	159.84	2	79.92
AUTOZONE #1328	51.97	6	8.66
AUTOZONE #1416	44.99	1	44.99
AUTOZONE #1419	25.00	1	25.00
AUTOZONE #4211	7.19	1	7.19
AUTOZONE 4216	26.99	1	26.99
BECK MASTEN COASTAL BEND	374.38	1	374.38
BELLA BISTRO	39.51	1	39.51
BEST BUY 00002352	261.96	2	130.98
BEST WESTERN HERITAGE INN	92.43	1	92.43
BIRDS RUBBER STAMPS	20.00	1	20.00
BJ'S FAMOUS UNIFORMS	109.94	2	54.97
BOB'S CITY GARAGE	296.66	1	296.66
BOOTS N BRITCHES	360.80	3	120.27
BOSCH AUTOMOTIVE SERVICE	752.34	1	752.34
BROOKS TIRE INC	61.89	2	30.95
BUILDERSFIRSTSOURCE62601	306.81	3	102.27
BUSH HYDRAULICS	207.54	1	207.54
BUSTERS BUTANE	24.00	1	24.00
C.C. BATTERY COMPANY	592.27	5	118.45
CANDLEWOOD SUITES ASTN NW	155.25	1	155.25
CARISMA WASH	244.68	2	122.34
CARQUEST 5287	653.06	17	38.42
CARROT TOP INDUSTRIES INC	488.71	2	244.36
CARS 4 CREDIT	58.92	1	58.92
CBS RENTAL & SUPPLY	690.10	3	230.03
CC BOOT JACK OUTLE	1,104.87	2	552.44
CC DISPOSAL SERVIC	89.39	1	89.39
CC DISTRIBUTORS	365.08	5	73.02
CC PLUMBING	145.81	1	145.81
CDW GOVT #1250-5211	132.47	1	132.47
CDW GOVT #MQR7847	70.44	1	70.44
CE4LESS COM	29.95	1	29.95
CHAMPION CHEVY_CADILLA	353.43	3	117.81
CHAMPION ENERGY SERVICES	207.11	2	103.56
CHIEF SUPPLY VT	20.09	1	20.09
CITY OF CC AIRPORT	34.00	2	17.00
CITY OF CORPUS CHRISTI	2,267.83	20	113.39
CLARKE MOSQUITO CONTRO	499.62	1	499.62

**Nueces County**  
**Transaction Totals by Vendor**  
Statement Dates: 05/28/2018

Merchant	Amount	Transaction Count	Average Transaction
CLIPSANFASTENERS	78.66	1	78.66
COASTAL A.D.S INC.	570.86	2	285.43
COASTAL DIESEL	138.83	7	19.83
COASTAL OFFICE SOLUTIONS	4,296.16	5	859.23
COOPER EQUIPMENT	404.74	1	404.74
CORNER STORE 0145	15.00	1	15.00
CORNER STORE 1500	52.03	1	52.03
CORNER STORE 1501	55.00	1	55.00
CORNER STORE 1502	71.00	1	71.00
CORPUS CHRISTI CALLER	1,406.50	4	351.63
CORPUS CHRISTI ELECTRIC	657.31	4	164.33
CORPUS CHRISTI FREIGHTLIN	1,047.14	7	149.59
CORPUS CHRISTI FUNERAL	671.00	1	671.00
CORPUS CHRISTI GASKET AND	40.00	1	40.00
CORPUS CHRISTI SAFE AND L	57.95	2	28.98
CORPUS CHRISTI STAMPWORKS	766.40	4	191.60
COUNTERTOPBRACKET.COM	59.64	1	59.64
COURTYARD BY MARRIOTT	1,074.44	2	537.22
CREAGER TIRE AND BATTERY	21.00	3	7.00
CROSS BORDER TRANS FEE	0.15	1	0.15
CULLIGAN	23.40	1	23.40
DAILY WELLS COMMUNICATIO	2,705.22	8	338.15
DELTA SPECIALTIES SU	1,036.44	5	207.29
DEMCO INC	71.50	1	71.50
DIAMOND MOWERS INC	94.53	1	94.53
DISCOUNT TIRE TXC 12	905.00	1	905.00
DISPUTE-WWW.JOR.BY	-315.00	1	-315.00
DMI DELL HIGHER EDUC	110.99	1	110.99
DOGGETT HM #2	414.75	2	207.38
DOUBLETREE AUSTIN	550.50	5	110.10
DRI CRASHPLAN FOR SB	10.65	1	10.65
DTV DIRECTV SERVICE	257.50	2	128.75
EAGLE LOCK AND KEY	92.95	1	92.95
ED BURKES AUTO	698.00	2	349.00
EDDIES GULF RADIATOR	260.00	1	260.00
EVEREST WATER & COFFEE	80.00	1	80.00
EVIDENT INC	75.00	1	75.00
EVINS GLASS SERVICE IN	240.00	1	240.00
EWALD KUBOTA - CORPUS CHR	511.27	2	255.64
EWING IRRIGATION PRD 146	424.16	1	424.16
EXPEDIA 7350635695021	372.74	2	186.37
EXXONMOBIL 45362159	20.95	1	20.95

**Nueces County**  
**Transaction Totals by Vendor**  
Statement Dates: 05/28/2018

Merchant	Amount	Transaction Count	Average Transaction
FACILITY SOLUTIONS GROUP	809.17	1	809.17
FAIRFIELD INN & SUITES	445.00	4	111.25
FASCLAMPITT CC	2,120.80	10	212.08
FASTSERV SUPPLY CORPUS	320.20	4	80.05
FAUCETDIRECT.COM	1,197.75	1	1,197.75
FEDEX 168590796	75.35	1	75.35
FEDEX 28377223	4.36	1	4.36
FEDEX 380645025	77.88	1	77.88
FEDEX 382775091	31.34	1	31.34
FERGUSON ENT # 116	1,552.64	4	388.16
FINANCIAL SERVICES	20,291.95	1	20,291.95
FIRESTONE678783	85.45	1	85.45
FIRESTONE678791	14.00	2	7.00
FIRETROL PROTECTION SYSTE	1,265.00	2	632.50
FIVE POINTS AUTO CENTER	658.88	8	82.36
FLEET MANAGEMENT SOLUTNS	96.00	1	96.00
FRANCO'S GARAGE	1,134.80	3	378.27
FSI CPL RETAIL	212.12	2	106.06
FSI FIRST CHOICE POWER	166.31	2	83.16
FSSW - CEUS	12.00	1	12.00
GATEWAY PRINTING & OFFICE	19,480.86	44	442.75
GCR 630CORPCHRISTITX	1,405.68	4	351.42
GOODYEAR A.S.C. #4738	167.24	1	167.24
GOODYEAR TIRE #4739	501.72	2	250.86
GRAINGER	633.40	6	105.57
GRAYBAR ELECTRIC	1,751.26	7	250.18
GRAYBAR ELECTRIC COMPANY	532.89	3	177.63
GREYHOUND LINES 6855	178.15	4	44.54
GUARD MASTER FIRE & SAFE	365.00	1	365.00
GUARDIAN FUNERAL HOME & C	3,305.00	5	661.00
GULF COAST HURRICANE S	800.00	1	800.00
GULF COAST MAILING SERV	1,663.88	1	1,663.88
GULF COAST PAPER COMPANY-	16,765.33	31	540.82
H&L DISCOUNT OIL CO	1,484.03	3	494.68
HAMPTON INN AUSTIN	1,680.15	3	560.05
HAMPTON INNS	1,141.90	2	570.95
HARBOR FREIGHT TOOLS 71	547.47	4	136.87
HEB #210	10.44	1	10.44
HEB #462	527.72	2	263.86
HOBBY-LOBBY #0066	11.18	1	11.18
HOLIDAY INN	2,564.28	7	366.33
HOLT CAT CORPUS - MC	1,560.02	7	222.86

**Nueces County**  
**Transaction Totals by Vendor**  
Statement Dates: 05/28/2018

Merchant	Amount	Transaction Count	Average Transaction
HOSE OF SOUTH TEXAS	915.21	6	152.54
HOTEL DEREK	1,025.65	3	341.88
HOZZ INC.	344.97	1	344.97
HUB CITY OVERHEAD DOOR CO	186.50	1	186.50
HUSKY TRAILER& PARTS CO	134.94	2	67.47
HYATT REGENCY HOUSTON	1,162.98	7	166.14
IDENTOGO - TX FINGERPRINT	55.00	5	11.00
IN 20.4 VENTURES LLC DB	615.00	2	307.50
IN GULF BUSINESS PRINTIN	1,834.37	1	1,834.37
IN MERCURY AUTO AIR LLC	158.20	3	52.73
IN P & S SCALE CO INC	113.20	1	113.20
IN PRECISION ENGINEERED	587.94	1	587.94
IN PRO TECH MECHANICAL I	352.00	1	352.00
IN RICHLINE TECHNICAL SE	4,230.30	1	4,230.30
IN ROCK ENGINEERING & TE	826.00	1	826.00
INTERNATIONAL ELECTRONICS	10.85	1	10.85
INTERSTATE BATTERIES	313.40	3	104.47
INTUIT QUICKBOOKS	549.90	1	549.90
ISLAND TIRE AND AUTOMOTIV	129.78	3	43.26
ITD PRINT SOLUTIONS	1,805.00	3	601.67
JO'S PACKARD TIRE SVC	33.00	2	16.50
JUST ENERGY	81.20	1	81.20
K-D TRIM	450.00	1	450.00
KEGCO INC	53.90	1	53.90
KIMBALL MIDWEST	268.60	1	268.60
LARSON PLUMBING & UTILITY	920.00	2	460.00
LITHIA FLCC LLC	2,074.38	7	296.34
LOGMEIN GOTOMEETING	147.00	1	147.00
LOWES #01825	2,537.90	22	115.36
MARCO & CO. CATERING	105.00	1	105.00
MARKER 37 LLC	585.08	3	195.03
MCCOYS #17	47.79	2	23.90
MG BUILDING CORPUS CHRIS	35.98	1	35.98
MID COAST ELECTRIC SUPPLY	932.04	1	932.04
MIRA'S SPORTS & MORE	628.92	1	628.92
MMM ROBSTOWN YARD	2,235.79	2	1,117.90
MOMAR INC	464.52	1	464.52
MOODY GARDENS HOTEL	342.70	1	342.70
MOORE MEDICAL LLC	2,941.40	5	588.28
MUNIZ ELECTRICAL AND COOL	1,277.69	3	425.90
NETFLIX.COM	13.99	1	13.99
NICHOLS GUNS	23.49	2	11.75



**Nueces County**  
**Transaction Totals by Vendor**  
Statement Dates: 05/28/2018

Merchant	Amount	Transaction Count	Average Transaction
NNA SERVICES LLC	1,050.00	7	150.00
NORTH PADRE HARDWARE	1,130.54	31	36.47
NORTHERN TOOL + EQUIP	103.96	3	34.65
NORTHWEST TIRE AND AUTO S	723.50	8	90.44
NOTARIES.COM	749.70	6	124.95
NUECES CO TX - GOV PAY FE	11.22	3	3.74
NUECES CO TX-TAC-MOTOR	297.25	3	99.08
NUECES COUNTY WATER DISCT	3,056.95	9	339.66
NUECES ELECTRIC COOP	175.00	1	175.00
OFFICE DEPOT #1079	55.99	1	55.99
OFFICE DEPOT #1127	89.29	1	89.29
OFFICE DEPOT #468	48.67	2	24.34
OMNI AUSTIN SOUTHPARK	1,503.05	5	300.61
ON SITE DECALS	245.00	1	245.00
OREILLY AUTO #0448	11.44	1	11.44
OREILLY AUTO #0635	107.94	4	26.99
OREILLY AUTO #1441	52.40	2	26.20
OREILLY AUTO #1687	31.02	1	31.02
OREILLY AUTO #1907	4.58	1	4.58
OREILLY AUTO #1982	643.03	12	53.59
PALMETTO STATE ARMORY	419.97	1	419.97
PAW ALL FAITH CREMATION	671.00	1	671.00
PAYPAL COASTALBEND	25.00	1	25.00
PAYPAL MIKE DAVIS	207.60	1	207.60
PAYPAL RMBFAIRGROU	70.00	2	35.00
PAYPAL ROTARYCORPU	250.00	1	250.00
PAYPAL TXCHIEFDEPU	225.00	1	225.00
PAYPAL TXGANGINV	1,475.00	5	295.00
PAYPAL WONDERIDEA	15.00	1	15.00
PCI PATTERSON VETERINA	312.86	1	312.86
PEARL SOUTH PADRE	532.00	4	133.00
PETCO 1425 63514251	97.97	1	97.97
PHILLIPS 66 - SKIPPERS 10	72.00	1	72.00
PITNEY BOWES PI	95.00	1	95.00
PMI ROBSTOWN	1,429.77	8	178.72
POSITIVE PROMOTIONS INC	2,202.77	2	1,101.39
POSTNET	186.10	3	62.03
PPG PAINTS 9674	44.41	1	44.41
PROF PLUMBING GROUP	2,737.41	5	547.48
PROFIRE PROTECTION INC.	102.98	2	51.49
RAYALLEN.COM JJDOG.COM	126.57	3	42.19
RELIANT ENERGY	61.58	1	61.58

**Nueces County**  
**Transaction Totals by Vendor**  
Statement Dates: 05/28/2018

Merchant	Amount	Transaction Count	Average Transaction
RICOH USA INC	22,884.94	1	22,884.94
ROBLES TIRE RECYCLING	45.00	2	22.50
ROBSTOWN HARDWARE CO INC	1,977.57	10	197.76
ROBSTOWN UTILITY SYSTEMS	3,428.18	22	155.83
ROMCO EQUIPMENT 004	1,165.44	1	1,165.44
RUBEN'S FLEET SERVICE	1,506.73	2	753.37
SAMES FORD LINCOLN	1,408.44	3	469.48
SAMS CLUB #8267	503.26	1	503.26
SAMSCLUB #8267	192.84	1	192.84
SCHINDLER ELEVATOR CORP	455.51	2	227.76
SCHOLASTIC BOOK FAIRS R10	405.05	2	202.53
SECCO INC	636.00	1	636.00
SELECT BLINDS	206.94	1	206.94
SHAFFERS MUFFLER AND AUTO	14.00	2	7.00
SHEINBERG TOOL CO INC	754.97	7	107.85
SHELL OIL 57543429203	44.00	1	44.00
SHELL OIL 57545310500	21.00	3	7.00
SHSU WEB PAY	3,245.00	13	249.62
SOUTHERN TIRE MART	1,597.70	3	532.57
SOUTHWES 5260159344094	546.16	1	546.16
SOUTHWES 5260159344095	-546.16	1	-546.16
SOUTHWES 5261445434258	274.60	1	274.60
SOUTHWES 5261445434259	274.60	1	274.60
SOUTHWES 5261445608396	533.96	1	533.96
SOUTHWES 5261447430967	546.16	1	546.16
SOUTHWES 5261447430968	-546.16	1	-546.16
SOUTHWES 5261447464123	335.60	1	335.60
SOUTHWES 5261447464125	335.60	1	335.60
SOUTHWES 5261447464126	335.60	1	335.60
SOUTHWES 5261447524537	386.59	1	386.59
SOUTHWEST WHEEL CO COR	564.33	1	564.33
SPRINT WIRELESS	150.23	1	150.23
SQ AUTO WORKS UNLIMITED	325.00	3	108.33
SQ BAY AREA TIME	145.00	1	145.00
SQ DISTRICT 11 AE4-HA	20.60	3	6.87
SQ G A DOUGLAS	300.00	1	300.00
SQ SOUTH TEXAS SOC	40.00	1	40.00
SQ SOUTH TX OVERHEAD CRA	1,556.54	1	1,556.54
SQ TEXAS SIGN EXPR	265.00	1	265.00
SQ TOTAL PROTECTIO	650.50	2	325.25
SQ TOTAL PROTECTION SYST	1,330.00	1	1,330.00
STANLEY STEEMERCORCHR	400.00	1	400.00

**Nueces County**  
**Transaction Totals by Vendor**  
Statement Dates: 05/28/2018

Merchant	Amount	Transaction Count	Average Transaction
STATE BAR TX-DUES-WEB	2,400.00	10	240.00
STREAM ENERGY/EZ-PAY	352.64	4	88.16
SUPERIOR TRAILER SAL	92.25	1	92.25
SWA EARLYBRD5269804973747	15.00	1	15.00
SWA EARLYBRD5269804973748	15.00	1	15.00
SWA EARLYBRD5269804973749	15.00	1	15.00
SWA EARLYBRD5269804973750	15.00	1	15.00
TAMU PARKING PERMITS &	15.00	1	15.00
TARA ENERGY	100.42	1	100.42
TASER INTERNATIONAL	73.00	1	73.00
TDCAA	700.00	1	700.00
TEA GED TRANSCRIPT	5.00	1	5.00
TEXAS DIESEL SPECIALIST	172.03	1	172.03
TEXAS EXCELLENCE DETAIL	80.00	4	20.00
TEXAS MUNICIPAL COURTS ED	300.00	1	300.00
TEXAS THRONE LLC	300.00	2	150.00
THE HOME DEPOT #0526	1,457.01	9	161.89
THE HOME DEPOT #6564	6,692.15	30	223.07
THE HOME DEPOT #6584	1,587.36	20	79.37
THE SHARP SHOOTER	18.35	1	18.35
THERANEST WILEY M	195.00	1	195.00
TRACTOR SUPPLY #333	1,004.24	5	200.85
TREATMENT INNOVATIONS	359.00	1	359.00
TRUCKERS EQUIPMENT 1	1,431.60	6	238.60
TTI REGISTRATIONS	-50.00	2	-25.00
TWC TIME WARNER CABLE	2,954.32	13	227.26
TX DEPT AGRICULTUR	76.94	1	76.94
TXU BILL PAYMENT	745.76	7	106.54
ULTIMATE SIGNS AND GRAPHI	600.00	2	300.00
UNION TAXI COOPERATIVE	80.37	1	80.37
UNITED 0162608904879	25.00	1	25.00
UNITED 0162609979014	50.00	1	50.00
UNIVAR USA INC	689.18	5	137.84
USPS PO 4808000343	6.70	1	6.70
USPS PO 4820200410	1,361.28	11	123.75
USPS PO 4820210418	222.26	2	111.13
USPS PO 4820230409	1,250.00	1	1,250.00
USPS PO 4876650380	11.55	2	5.78
V247 POWER CORPORATION	215.47	2	107.74
VARIDESK	395.00	1	395.00
VIP CAR WASH & SUPER	409.66	2	204.83
VIP CAR WASH AND LUBE NW	49.85	1	49.85

**Nueces County**  
**Transaction Totals by Vendor**  
Statement Dates: 05/28/2018

Merchant	Amount	Transaction Count	Average Transaction
VOLVO TRUCKS OF TEXAS	720.89	4	180.22
VUE CISCO EXAN AT VUE	165.00	1	165.00
WAL-MART #0464	599.50	1	599.50
WAL-MART #0470	441.51	2	220.76
WAL-MART #0490	9.72	1	9.72
WAL-MART #5898	384.40	4	96.10
WALGREENS #3639	324.39	1	324.39
WALGREENS #4424	943.96	2	471.98
WALMART.COM 8009666546	67.69	2	33.85
WAUKESHA-PEARCE CORPUS	292.25	1	292.25
WEST MARINE #1308	53.98	2	26.99
WESTERN AUTO ACE HARDWAR	114.06	2	57.03
WESTIN (WESTIN HOTELS)	502.89	1	502.89
WHATABURGER 692 Q65	7.77	1	7.77
WIGHT'S COLLISION	612.22	1	612.22
WILBUR ELLIS TAFT	245.00	1	245.00
WM SUPERCENTER #1494	63.65	2	31.83
WM SUPERCENTER #464	17.97	1	17.97
WM SUPERCENTER #470	507.40	4	126.85
WM SUPERCENTER #490	14.70	1	14.70
WM SUPERCENTER #5898	300.00	3	100.00
WOODY'S TRUCK CENTER	92.51	3	30.84
WORTH HYDROCHEM OF CORPUS	900.00	1	900.00
WW GRAINGER	414.92	3	138.31
WWW.NOTARYPUBLICS.COM	39.37	1	39.37
ZARSKY LUMBER-CORPUS	13.06	1	13.06
ZORO TOOLS INC	187.25	1	187.25
<b>Total</b>	<b>310,299.60</b>	<b>1,051</b>	<b>295.24</b>

**Nueces County**  
**Transaction Totals by Vendor YTD**  
**For the 8 months ending 05/28/2018**

Merchant	Amount	Transaction Count	Average Transaction
FINANCIAL SERVICES	180,880.56	9	20,097.84
RICOH USA INC	175,309.40	13	13,485.34
GULF COAST PAPER COMPANY-	156,449.90	272	575.18
GATEWAY PRINTING & OFFICE	152,197.43	401	379.54
AT&T BILL PAYMENT	82,901.46	10	8,290.15
A&W OFFICE SUPPLY	60,731.67	59	1,029.35
ROBSTOWN UTILITY SYSTEMS	50,785.40	248	204.78
THE HOME DEPOT #6564	46,890.01	195	240.46
CITY OF CORPUS CHRISTI	42,360.44	317	133.63
NUECES COUNTY WATER DISCT	38,125.86	84	453.88
TXU BILL PAYMENT	37,853.24	157	241.10
ROBSTOWN HARDWARE CO INC	35,912.98	90	399.03
COASTAL OFFICE SOLUTIONS	34,912.35	28	1,246.87
PROF PLUMBING GROUP	32,200.08	46	700.00
TWC TIME WARNER CABLE	24,701.98	116	212.95
ADI-SA	23,594.24	8	2,949.28
SOUTHERN TIRE MART	23,468.84	56	419.09
GUARDIAN FUNERAL HOME & C	21,749.00	38	572.34
TARGET 00003350	20,823.60	6	3,470.60
HOLT CAT CORPUS - MC	19,866.85	86	231.01
TRUCKERS EQUIPMENT 1	19,563.00	56	349.34
DAILY WELLS COMMUNICATIO	18,621.89	59	315.63
AMERICAN SOLUTIONS4 BUS	17,820.57	17	1,048.27
H&L DISCOUNT OIL CO	17,413.03	63	276.40
GULF COAST MAILING SERV	15,309.07	10	1,530.91
IN PRO TECH MECHANICAL I	15,289.08	32	477.78
LITHIA FLCC LLC	15,016.13	50	300.32
CORPUS CHRISTI REGIONAL	14,750.00	7	2,107.14
HEB #184	13,947.18	14	996.23
ITD PRINT SOLUTIONS	13,943.00	16	871.44
TDCAA	13,202.08	22	600.09
RAM-BRO CONTRACTING INC.	13,024.00	3	4,341.33
AMAZON MKTPLACE PMTS	12,725.15	100	127.25
CORPUS CHRISTI CALLER	12,638.95	30	421.30
ASHMORE PAINT CO INC	12,627.44	34	371.40
MUNIZ ELECTRICAL AND COOL	12,292.91	22	558.77
MOORE MEDICAL LLC	12,110.63	26	465.79
NORTH PADRE HARDWARE	11,345.86	262	43.30
LOWES #01825	11,212.99	95	118.03
THE HOME DEPOT #6584	11,064.83	148	74.76
VULCAN INC	10,848.01	11	986.18
RELIANT ENERGY	10,450.93	72	145.15

**Nueces County**  
**Transaction Totals by Vendor YTD**  
**For the 8 months ending 05/28/2018**

Merchant	Amount	Transaction Count	Average Transaction
CORPUS CHRISTI FREIGHTLIN	10,315.92	56	184.21
GRAYBAR ELECTRIC COMPANY	10,309.34	49	210.39
SQ TOTAL PROTECTION SYST	10,295.45	25	411.82
OREILLY AUTO #1982	10,119.95	117	86.50
ALTEX ELECTRONICS 1061	9,977.77	58	172.03
JOHNSON CONTROLS SS	9,491.49	19	499.55
WW GRAINGER	9,148.67	42	217.83
INTUIT QUICKBOOKS	8,931.01	8	1,116.38
FASCLAMPITT CC	8,864.13	48	184.67
THE HOME DEPOT 6564	8,736.30	29	301.25
ARNOLD OIL COMPANY	8,677.82	51	170.15
GCR TIRE CENTER #630	8,099.13	30	269.97
COASTAL DIESEL	8,064.95	172	46.89
ISLAND TIRE AND AUTOMOTIV	7,984.50	39	204.73
IN RICHLINE TECHNICAL SE	7,965.30	4	1,991.33
STREAM ENERGY/EZ-PAY	7,843.37	51	153.79
THC VIRTUAL AUSTIN	7,800.00	9	866.67
FSI CPL RETAIL	7,512.21	51	147.30
ROBLES TIRE RECYCLING	7,495.20	28	267.69
AN CHEVROLET N CORPUS	7,349.42	26	282.67
HOMES TO SUITES BY HILTON	6,948.30	10	694.83
C.C. BATTERY COMPANY	6,940.95	46	150.89
A PLUS PLUMBING AND RE	6,786.18	13	522.01
SHSU WEB PAY	6,785.00	28	242.32
BILL MILLER BAR-B-Q - CAT	6,730.00	2	3,365.00
CBA CORPUS TX 117	6,671.91	17	392.47
IN GULF BUSINESS PRINTIN	6,666.50	2	3,333.25
NORTHWEST TIRE AND AUTO S	6,662.20	46	144.83
IDU INSIGHT PUBLIC SEC	6,470.50	7	924.36
FERGUSON ENT # 116	6,404.36	33	194.07
GOODYEAR TIRE #4739	6,373.87	14	455.28
HOSE OF SOUTH TEXAS	6,361.82	71	89.60
ED BURKES AUTO	6,258.00	21	298.00
SHEINBERG TOOL CO INC	6,151.42	64	96.12
NUECES ELECTRIC COOP	6,102.65	35	174.36
HANSON PIPE CORPORATE	6,076.00	4	1,519.00
BINSWANGER GLASS #100	6,038.09	6	1,006.35
IN ENTERPRISE SYSTEMS CO	5,873.09	4	1,468.27
CBS RENTAL & SUPPLY	5,740.16	25	229.61
DISCOUNT-TIRE-CO TXC-05	5,654.00	14	403.86
HOLIDAY INN	5,647.80	19	297.25
UNIVAR USA INC	5,526.27	54	102.34

**Nueces County  
Transaction Totals by Vendor YTD  
For the 8 months ending 05/28/2018**

Merchant	Amount	Transaction Count	Average Transaction
THE PAIGE COMPANY	5,439.00	5	1,087.80
JUST ENERGY	5,391.31	38	141.88
USPS PO 4820230409	5,079.09	10	507.91
TRACTOR SUPPLY #333	5,070.37	39	130.01
TREVINO FUNERAL HOME	5,018.00	8	627.25
STANLEY STEEMERCORCHR	5,015.99	10	501.60
USPS PO 4820250415	4,936.04	5	987.21
POSITIVE PROMOTIONS INC	4,914.77	6	819.13
ADI-CH	4,902.17	1	4,902.17
HI SAN ANTONIO RIVERWALK	4,862.55	10	486.26
DOGGETT HM #2	4,798.97	20	239.95
PROFIRE PROTECTION INC.	4,787.73	15	319.18
CORPUS CHRISTI STAMPWORKS	4,784.65	37	129.31
CC DISTRIBUTORS	4,761.76	42	113.38
CORPUS CHRISTI ELECTRIC	4,741.23	19	249.54
BOB BARKER COMPANY INC	4,699.80	13	361.52
SQ G A DOUGLAS	4,466.26	8	558.28
GOODYEAR A.S.C. #4738	4,357.18	17	256.30
FRANCO'S GARAGE	4,299.80	10	429.98
PITNEY BOWES PI	4,290.40	6	715.07
CC FREIGHTLINER PARTS	4,269.93	42	101.67
THE HOME DEPOT #0526	4,242.85	49	86.59
FIVE POINTS AUTO CENTER	4,216.42	34	124.01
PMI ROBSTOWN	4,214.81	20	210.74
GLOBALKNOWLEDGETRAINING	4,195.00	1	4,195.00
GRAYBAR ELECTRIC	4,176.59	26	160.64
HEB #462	4,142.20	14	295.87
SCHINDLER ELEVATOR CORP	4,129.31	10	412.93
WORTH HYDROCHEM OF CORPUS	4,087.50	5	817.50
HYDRAULICS OF TEXAS	4,070.00	2	2,035.00
FSI FIRST CHOICE POWER	4,068.79	30	135.63
SMARTSIGN	4,034.07	3	1,344.69
HYATT REGENCY HOUSTON	3,978.45	14	284.18
MOODY GARDENS HOTEL	3,975.55	16	248.47
HOELSCHER ELECTRIC CO.	3,856.75	5	771.35
KOETTER FIRE CORPUS	3,803.60	7	543.37
FIRETROL PROTECTION SYSTE	3,757.50	8	469.69
DELTA SPECIALTIES SU	3,707.04	14	264.79
WAL-MART #0470	3,703.92	31	119.48
FRANCOS GARAGE	3,698.00	3	1,232.67
HAMPTON INNS	3,694.18	8	461.77
HWY 44 AUTO PARTS	3,679.00	22	167.23

**Nueces County  
Transaction Totals by Vendor YTD  
For the 8 months ending 05/28/2018**

Merchant	Amount	Transaction Count	Average Transaction
WALGREENS #4424	3,661.94	10	366.19
AMIGO ENERGY	3,621.74	23	157.47
HOLIDAY INN EXPRESS	3,609.82	33	109.39
ENVIROTEST LLC	3,514.00	2	1,757.00
EVINS GLASS SERVICE IN	3,507.67	8	438.46
CARQUEST 5287	3,488.84	119	29.32
DISCOUNT TIRE TXC 12	3,452.75	5	690.55
AMBIT TEXAS LLC	3,365.97	26	129.46
ROBSTOWN-UTIL-SYST-PMT	3,304.39	15	220.29
GENERAL AUTOMATIC	3,300.00	2	1,650.00
HOLIDAY INN EXPRESS & SU	3,236.30	10	323.63
GALVANS PAINT & BODY LLC	3,236.00	3	1,078.67
CDW GOVT #SPLIT-5211	3,230.00	1	3,230.00
OMNI AUSTIN SOUTHPARK	3,186.65	13	245.13
PRODUCTIVITY CENTER INC	3,180.00	3	1,060.00
COMLINK WIRELESS	3,139.60	4	784.90
COASTAL A.D.S INC.	3,098.34	20	154.92
SAN LUIS GALVESTON HOT	3,075.10	8	384.39
LARSON PLUMBING & UTILITY	3,065.00	9	340.56
ARROW MAGNOLIA WEB	3,051.17	3	1,017.06
HILTON GALVESTON HOTEL	3,048.65	8	381.08
FLEETPRIDE 155	3,023.16	26	116.28
CABELA'S PROMOTIONS	3,011.03	2	1,505.52
INTERSTATE BATTERIES	3,008.31	26	115.70
SKILLPATH / NATIONAL	3,000.70	6	500.12
STATE CHEMIC STATE CHE	2,979.58	1	2,979.58
EMBASSY STES AUSTIN	2,914.45	9	323.83
ACADEMY SPORTS #29	2,895.90	17	170.35
BELL FENCE OF CORPUS CHR	2,877.60	7	411.09
THOMSON WEST TCD	2,851.00	3	950.33
WESTIN (WESTIN HOTELS)	2,848.99	7	407.00
BOBS CITY GARAGE	2,839.20	9	315.47
AIRGAS CENTRAL	2,836.72	17	166.87
ANNAVILLE MUFFLER & AUTOM	2,826.45	11	256.95
SCANTRON CORPORATION	2,799.52	2	1,399.76
VARIDESK	2,765.00	4	691.25
USPS PO 4820200410	2,719.13	57	47.70
PAUL YORK BODY SHOP LLC	2,684.44	2	1,342.22
CORPUS CHRISTI FUNERAL	2,634.00	4	658.50
S&S CORPUS	2,614.21	3	871.40
IN PRECISION ENGINEERED	2,612.03	6	435.34
NATIONAL DISTRICT ATTORNE	2,585.00	1	2,585.00



**Nueces County**  
**Transaction Totals by Vendor YTD**  
**For the 8 months ending 05/28/2018**

Merchant	Amount	Transaction Count	Average Transaction
PAW ALL FAITH CREMATION	2,584.00	4	646.00
PUBLIC AGENCY TRAINING	2,570.00	10	257.00
STAPLS7183068559000001	2,563.14	1	2,563.14
C&S PLATING & BUMPER RECY	2,556.50	4	639.13
SQ MONICA DOMINGUEZ	2,555.00	1	2,555.00
HYATT GRAND SA CONVENT CT	2,539.36	3	846.45
POSTNET	2,530.10	21	120.48
630 CORPUST CHRISTI TX	2,502.12	12	208.51
SQ GONZALES AND ASSOCIAT	2,500.00	1	2,500.00
RAPID AIR	2,472.50	2	1,236.25
CORPUS CHRISTI SAFE AND L	2,472.10	22	112.37
STAPLS7183462948000001	2,467.16	1	2,467.16
TEXAS ASSOCIATION OF C	2,420.00	12	201.67
GULF COAST NUT & BOLT SUP	2,417.53	14	172.68
8X8 INC. 888-898-8733	2,412.08	9	268.01
INDUSTRIAL FABRICATORS OF	2,401.00	3	800.33
STATE BAR TX-DUES-WEB	2,400.00	10	240.00
IN SOUTH TEXAS RESTAURAN	2,378.19	3	792.73
IN TROYS FENCE	2,365.00	9	262.78
WM SUPERCENTER #470	2,348.37	32	73.39
WAL-MART #1494	2,328.06	33	70.55
MOMAR INC	2,316.99	7	331.00
VOLVO TRUCKS OF TE	2,315.63	12	192.97
NOTARIES.COM	2,311.95	19	121.68
GREEN MOUNTAIN ENERGY	2,311.24	15	154.08
WM SUPERCENTER #1494	2,298.35	32	71.82
HYATT PL SAN ANTO/RIVERWK	2,283.35	3	761.12
EWALD KUBOTA - CORPUS CHR	2,275.84	17	133.87
HAMPTON INN AUSTIN	2,275.58	6	379.26
CBA CORPUS CHRISTI	2,273.90	8	284.24
AMAZON.COM	2,270.98	20	113.55
EDDIES GULF RADIATOR	2,242.00	6	373.67
MMM ROBSTOWN YARD	2,235.79	2	1,117.90
TEXAS LAUNDRY SERVICE COM	2,233.22	3	744.41
KIMBALL MIDWEST	2,228.01	9	247.56
MRS WOODY JRS WRECKE	2,220.04	9	246.67
STAPLS7184221285000001	2,215.20	1	2,215.20
STAPLS7185017799000001	2,215.20	1	2,215.20
STAPLS7184514117000001	2,183.34	1	2,183.34
CERTIFIED COLLISION LLC	2,165.67	1	2,165.67
WAUKESHA-PEARCE CORPUS	2,135.75	11	194.16
WILBUR ELLIS TAFT	2,120.00	9	235.56

**Nueces County  
Transaction Totals by Vendor YTD  
For the 8 months ending 05/28/2018**

Merchant	Amount	Transaction Count	Average Transaction
ZEBRATECHNOLOGIES INTL	2,097.82	4	524.46
HELENA CHEM CO 25041	2,092.00	7	298.86
THERANEST ANNUAL SUB	2,080.00	1	2,080.00
ANNAVILLE MUFFLER & AU	2,075.28	12	172.94
ABSOLUTE COMMUNICATIONS	2,070.00	1	2,070.00
AMMOMAN COM 856-767-3877	2,061.20	2	1,030.60
COOPER EQUIPMENT	2,059.00	5	411.80
GRAND HYATT SAN ANTONIO	2,043.57	7	291.94
1ST CHOICE ELECTRIC LLC	2,039.24	2	1,019.62
A WAVELL FLAGPOLE LLC	2,026.50	7	289.50
CDW GOVT #2828-5211	2,018.52	1	2,018.52
GOES SALES OF TEXAS INC	2,017.15	4	504.29
FAST FLEET SERVICES	2,014.13	1	2,014.13
NUECES CO TX-TAC-MOTOR	2,013.25	46	43.77
ARC CORPUS CHRISTI 15	1,982.97	12	165.25
1398 COLUMBIA	1,981.51	2	990.76
OMNI HOUSTON WESTSIDE	1,979.64	4	494.91
LNSTARPROD	1,966.55	2	983.28
SEASIDE MEMORIAL PARK	1,957.50	2	978.75
BROOKS TIRE INC	1,941.54	22	88.25
NNA SERVICES LLC	1,941.13	15	129.41
MIKES DISCOUNT ELECTRIC I	1,918.00	2	959.00
WWW.NEWEGG.COM	1,915.82	5	383.16
SECCO INC	1,906.90	4	476.73
ARROW DISPLAY SIGNS INC.	1,900.00	1	1,900.00
JOHNSTONE SPLY AT CORPUS	1,880.13	18	104.45
SAMS CLUB #8267	1,877.43	9	208.60
FIRESTONE 007919	1,852.90	3	617.63
OFFICE DEPOT #70	1,850.43	11	168.22
CARROT TOP INDUSTRIES INC	1,845.87	8	230.73
SQ LEO GONZALEZ TIRES	1,845.44	2	922.72
OMNI MANDALAY	1,821.60	1	1,821.60
OFFICE DEPOT #1127	1,810.05	19	95.27
SWIFT SOLUTIONS	1,800.00	6	300.00
WATER CANNON	1,799.00	1	1,799.00
BLUE 360 MEDIA	1,791.43	7	255.92
SEAK INC - II	1,790.00	1	1,790.00
WYNDHAM GARDEN HOTEL - RI	1,782.32	1	1,782.32
VIP CAR WASH AND LUBE NW	1,772.05	32	55.38
GUARD MASTER FIRE & SAFE	1,760.00	6	293.33
ULTIMATE SIGNS AND GRAPHI	1,731.22	5	346.24
KELTONS TRUCK PARTS INC	1,693.14	6	282.19

**Nueces County**  
**Transaction Totals by Vendor YTD**  
**For the 8 months ending 05/28/2018**

Merchant	Amount	Transaction Count	Average Transaction
WAL-MART #0464	1,692.47	20	84.62
DTV DIRECTV SERVICE	1,685.19	16	105.32
SQ AUTO WORKS UNLIMITED	1,666.00	10	166.60
ARC SERVICES/TRAINING	1,660.00	14	118.57
GCR 630CORPCHRISTITX	1,637.68	5	327.54
BRIGGS EQUIPMENT #21	1,635.70	2	817.85
SAMSCLUB #8267	1,618.86	5	323.77
ENTRUST ENER GY	1,610.05	9	178.89
AMAZON MKTPLACE PMTS WWW.	1,597.53	14	114.11
GULF COAST GRAPHICS	1,597.50	8	199.69
CARISMA WASH	1,596.89	16	99.81
AFFORDABLE GLASS	1,590.00	8	198.75
EXTENDEDSTAY #9714	1,581.75	3	527.25
RUBEN'S FLEET SERVICE	1,567.73	6	261.29
ROMCO EQUIPMENT 004	1,562.27	2	781.14
SQ SOUTH TX OVERHEAD CRA	1,556.54	1	1,556.54
RUSH BUS CTR SELMA	1,536.00	1	1,536.00
K-D TRIM	1,525.00	4	381.25
DELUXE AUTO PARTS LLC	1,500.00	1	1,500.00
TYLER USER CONFERENCE	1,500.00	2	750.00
CHAMPION CHEVY_CADILLA	1,492.95	10	149.30
BEST BUY 00002352	1,481.26	10	148.13
STATE BAR TX-CLE WEB	1,480.00	4	370.00
FASTSERV SUPPLY CORPUS	1,475.42	16	92.21
PAYPAL TXGANGINV	1,475.00	5	295.00
HARBOR FREIGHT TOOLS 71	1,474.31	15	98.29
THE HOME DEPOT 6584	1,469.34	8	183.67
AMAZON.COM AMZN.COM/BILL	1,467.80	17	86.34
MG BUILDING MATERIALS COR	1,467.76	4	366.94
VIP CAR WASH & SUPER	1,464.26	10	146.43
TCEQ EPAYMENT	1,450.00	3	483.33
TECHSOUP	1,450.00	1	1,450.00
SAMES FORD LINCOLN	1,448.38	14	103.46
SHRM ANNUAL700064407	1,445.00	1	1,445.00
ATT BILL PAYMENT	1,437.21	18	79.85
IN R & R PETRO SERVICES	1,435.84	4	358.96
SAFETY KLEEN CORP	1,423.76	3	474.59
SQ GWS BUSINESS	1,420.00	2	710.00
SAMES FORD LINCOLN	1,408.44	3	469.48
HILTON GARDEN INN	1,407.60	3	469.20
CHEMSEARCH	1,405.02	3	468.34
NETWORKTIGERS INC	1,392.39	2	696.20

**Nueces County**  
**Transaction Totals by Vendor YTD**  
**For the 8 months ending 05/28/2018**

Merchant	Amount	Transaction Count	Average Transaction
FIRESTONE 020052	1,378.39	2	689.20
TEXAS EXCELLENCE DETAIL	1,358.00	21	64.67
WRIGHT MATERIALS INC ROBS	1,354.55	2	677.28
SPRINT WIRELESS	1,352.19	9	150.24
TLO TRANSUNION	1,350.95	6	225.16
PAW ALL FAITH CREMATIO	1,342.00	2	671.00
EVIDENT INC	1,341.48	5	268.30
HYATT REGENCY LOUISVILLE	1,337.12	2	668.56
COURTYARD BY MARRIOTT	1,327.80	4	331.95
LOGMEIN GOTOMEETING	1,323.00	9	147.00
WOODYS TRUCK CENTER	1,318.80	36	36.63
KIRKS TRUCK SERVICE	1,317.51	4	329.38
NUECES ELECTRIC COOP RET	1,314.68	7	187.81
TEXAS LIBRARY ASSN	1,309.20	8	163.65
CRAWFORD CORPUS CHRISTI	1,284.93	6	214.16
OFFICE DEPOT #468	1,281.34	20	64.07
SQ EAGLE GLASS SERVICE	1,280.00	2	640.00
USPS PO 4820260412	1,250.00	1	1,250.00
JEANS RESTAURANT SUPPLY	1,243.91	6	207.32
FSI DIRECT ENERGY	1,211.72	9	134.64
TEXAS DIESEL SPECIALIST	1,208.72	5	241.74
SANTA FE ANIMAL HOSPITAL	1,203.29	6	200.55
CDW GOVT #0110-1405	1,200.00	1	1,200.00
FAUCETDIRECT.COM	1,197.75	1	1,197.75
AMERICAN AIR0017133502159	1,179.61	1	1,179.61
V247 POWER CORPORATION	1,179.60	10	117.96
HORSESHOE BAY FRONT DESK	1,175.54	3	391.85
THURMAN FONDREN GLASS	1,155.20	1	1,155.20
OCONNORS	1,154.93	3	384.98
EMBASSY SUITES SAN MARCO	1,148.85	5	229.77
RAM PRODUCTS LTD.	1,142.46	6	190.41
AXON TASER	1,140.83	2	570.42
TAAP	1,140.00	1	1,140.00
CDW GOVT #LKR1752	1,134.14	1	1,134.14
EMBROIDME	1,133.24	3	377.75
HERO 247	1,129.00	2	564.50
DISCOUNT-TIRE-CO TXC-01	1,128.50	3	376.17
EVEREST WATER & COFFEE	1,123.87	10	112.39
MNI DIESEL INC.	1,112.42	1	1,112.42
ARGYLE SECURITY GROUP	1,110.00	2	555.00
STAPLS7182562185000001	1,107.60	1	1,107.60
STAPLS7183691393000001	1,107.60	1	1,107.60

**Nueces County  
Transaction Totals by Vendor YTD  
For the 8 months ending 05/28/2018**

Merchant	Amount	Transaction Count	Average Transaction
CC BOOT JACK OUTLE	1,104.87	2	552.44
GREYHOUND LINES 6855	1,102.80	27	40.84
RICHARD CHINN ENVIR	1,100.00	1	1,100.00
SHERATON CITY CENTER	1,099.70	1	1,099.70
OSO CREEK A H #630	1,097.95	7	156.85
TASER INTERNATIONAL	1,087.00	3	362.33
WEST MARINE #1308	1,081.86	7	154.55
INTERNATIONAL ASSOCIATION	1,080.00	3	360.00
LIND ELECTRONICS	1,074.04	3	358.01
ATLAS PHONES.COM	1,070.00	1	1,070.00
OREILLY AUTO #0635	1,068.97	26	41.11
TX DISTRICT & COUNTY ATT	1,068.90	6	178.15
WESTERN AUTO ACE HARDWAR	1,067.95	31	34.45
LARSON PLUMBING UTILITY C	1,060.00	2	530.00
RODRIGUEZ AUTO SERVICE CO	1,058.61	2	529.31
ABC KEYS & SAFES	1,050.00	1	1,050.00
TAGITM	1,050.00	3	350.00
NUECES POWER EQUIPMENT	1,047.18	8	130.90
TOSHIBA AMERICAN BUSINESS	1,045.46	2	522.73
FRONTIER UTILITIES	1,027.14	5	205.43
HOTEL DEREK	1,025.65	3	341.88
TAMUC ACADEMICS	1,025.00	7	146.43
ALARM SECURITY & CONT.	1,021.25	5	204.25
HOMEDPOT.COM	1,016.35	3	338.78
FSGI CORPUS LIGHTING	1,016.00	2	508.00
SQ JUVENILE JUSTICE ASSO	1,010.00	4	252.50
WOODY'S TRUCK CENTER	1,009.63	28	36.06
MARKER 37 LLC	1,008.66	6	168.11
AMER LIB ASSOC-IMIS	989.00	2	494.50
NETWORK INNOVATIONS	981.20	2	490.60
DEFENSIVE DRIVING.COM	980.00	28	35.00
1TAC.COM	979.75	4	244.94
SPRING PLUMBING CONSTRUCT	969.10	4	242.28
SAT RADIO COMMUNICATION	967.96	3	322.65
DOUBLETREE AUSTIN	967.50	7	138.21
ADOBE CREATIVE CLOUD	952.48	6	158.75
SOUTHWEST WHEEL CO COR	952.31	11	86.57
A & B PLASTICS AND FABRIC	946.50	10	94.65
24 HR SAFETY-CORPUS CH	934.94	7	133.56
MID COAST ELECTRIC SUPPLY	932.04	1	932.04
BETA TECHNOLOGY INC	930.00	1	930.00
ROMCO EQUIPMENT 013	929.88	1	929.88

**Nueces County**  
**Transaction Totals by Vendor YTD**  
**For the 8 months ending 05/28/2018**

Merchant	Amount	Transaction Count	Average Transaction
STARTEX POWER	927.63	6	154.61
HUSKY TRAILER& PARTS CO	910.44	10	91.04
CITY OF BISHOP UTILITIES	902.54	9	100.28
TRIAD TREE TRIMMERS	900.00	1	900.00
AAA AIR CONDITIONING	898.70	1	898.70
CDW GOVT #2757-5213	898.69	1	898.69
PHAMATECH	897.00	1	897.00
THE HOME DEPOT 526	895.45	5	179.09
SOUTHWES 5261418635059	891.56	1	891.56
SOUTHWES 5261418635060	891.56	1	891.56
TURNERS LANDSCAPE INC	889.93	2	444.97
SQ GULF COAST LASER RENU	885.00	1	885.00
DEMCO INC	879.65	3	293.22
A-1 PLUMBING & COMPANY	875.00	2	437.50
EB LAW ENFORCEMENT LE	875.00	1	875.00
BAYFRONT PLAZA HOTEL	874.00	5	174.80
COMFORT SUITES CORPUS	872.00	2	436.00
NORTHERN TOOL + EQUIP	870.37	9	96.71
VUE CISCO EXAN AT VUE	864.00	3	288.00
STEWART DEAN BEARING COMP	859.62	9	95.51
TEXAS ASSOCIATION OF ASSE	855.00	3	285.00
SQ INTERNATIONAL CONSULT	847.00	1	847.00
WATCHGUARD VIDEO	846.00	1	846.00
ACCO BRANDS DIRECT	845.71	5	169.14
ASTROMATIC CAR WAS	844.00	9	93.78
SAFELITE AUTOGLASS	843.65	3	281.22
FAIRWAY SUPPLY INC	840.50	2	420.25
TEXAS PUBLIC HEALTH	840.00	2	420.00
DEL-AIR CO INC	835.44	1	835.44
DMI DELL HIGHER EDUC	829.83	9	92.20
SIGN SOLUTIONS	829.00	5	165.80
IN ROCK ENGINEERING & TE	826.00	1	826.00
IN 20.4 VENTURES LLC DB	825.00	3	275.00
IWS GAS AND SUPPLY OF TX	821.69	5	164.34
LUCHAZIE GENERAL STORE	811.87	1	811.87
FACILITY SOLUTIONS GROUP	809.17	1	809.17
147 KEYSTONE AUTOMOTIVE	809.00	3	269.67
CC DISPOSAL SERVIC	804.51	9	89.39
AMMUNITION DEPOT	801.52	2	400.76
C B SALES AND SERVICE	800.00	2	400.00
GULF COAST HURRICANE S	800.00	1	800.00
SQ GOSQ.COM TIMOTHY WELK	800.00	1	800.00

**Nueces County**  
**Transaction Totals by Vendor YTD**  
**For the 8 months ending 05/28/2018**

Merchant	Amount	Transaction Count	Average Transaction
SUPERION LLC	800.00	2	400.00
COMFORT SUITES MIAMI	799.75	1	799.75
IN LAMAR PLUMBING INC	798.88	2	399.44
AMERICAN RED CROSS	798.00	4	199.50
AMERICAN AIR0017055153519	796.71	1	796.71
MIDTOWN	796.00	4	199.00
TLC COMPLETE CARE MIDTOWN	796.00	4	199.00
UNITED RENTALS #018040	794.58	1	794.58
MCCOYS #17	782.37	25	31.29
RICKS DETAILING	780.36	1	780.36
GULF COAST MARINE INC.	776.64	3	258.88
WM SUPERCENTER #490	776.02	12	64.67
R & R AWARDS	773.68	3	257.89
DAILY AND WELLS	771.36	4	192.84
THE HR SOUTHWEST CONFEREN	769.00	1	769.00
FLEET MANAGEMENT SOLUTNS	768.00	8	96.00
CREAGER TIRE AND BATTERY	762.70	47	16.23
MAXSUR LLC	756.91	2	378.46
CALIBER COLLISION 0521	755.60	1	755.60
IN DOOR DIRECT	755.00	3	251.67
ZORO TOOLS INC	752.35	4	188.09
BOSCH AUTOMOTIVE SERVICE	752.34	1	752.34
KENNEDY WIRE ROPE AND	751.02	6	125.17
MAACO	750.50	1	750.50
IN CUBIT CONTRACTING LLC	750.00	1	750.00
NADCP	745.00	1	745.00
ODESSA PUMPS - CORPUS CH	743.98	1	743.98
BIOQUIP PRODUCTS INC	738.77	1	738.77
NXKEM USA LLC	730.18	3	243.39
TEXAS GUARDIANSHIP ASSOC	730.00	2	365.00
VOLVO TRUCKS OF TEXAS	720.89	4	180.22
BIRDS RUBBER STAMPS	715.20	12	59.60
DAHILL OFFICE TECHNOLOGY	707.53	3	235.84
PETCO 1425 63514251	704.30	7	100.61
OREILLY AUTO #1687	701.94	24	29.25
THERANEST WILEY M	700.34	4	175.09
BLUE STREAK FABRICATIO	700.00	1	700.00
BRAKE CHECK	695.70	1	695.70
JAMAR TECHNOLOGIES INC	694.24	1	694.24
FIRESTONE 678791	687.92	4	171.98
MO GLASS	686.30	8	85.79
CHAMPION ENERGY SERVICES	685.22	5	137.04

**Nueces County**  
**Transaction Totals by Vendor YTD**  
**For the 8 months ending 05/28/2018**

Merchant	Amount	Transaction Count	Average Transaction
TEXAS FLOODPLAIN MANAGEME	685.00	3	228.33
BOOTS N BRITCHES	683.75	8	85.47
TARA ENERGY	673.89	5	134.78
FREEDOM AUTO SPA	663.00	29	22.86
USPS PO 4820210418	660.30	8	82.54
SHORELINE PLUMBING CO	660.00	1	660.00
MIRAS SPORTS & MORE	659.25	1	659.25
USR-ELECTRIC BILL	656.49	3	218.83
LOCK DOC LLC	655.95	1	655.95
WALMART.COM 8009666546	654.90	5	130.98
THE FLAG COMPANY INC	653.03	1	653.03
SQ TOTAL PROTECTIO	650.50	2	325.25
GEOTRUST INC.	649.00	1	649.00
BLUEGLOBES LLC	641.42	1	641.42
A WALDREP COMPANY INC	640.00	1	640.00
JANET PENA OD	635.00	5	127.00
GRAINGER	633.40	6	105.57
VALLEY TRUCK CENTERS	632.36	3	210.79
MARKETLAB INC	631.17	1	631.17
SQ FAR BEYOND TINT	631.00	2	315.50
SOUTHWES 5268781879255	630.12	1	630.12
MIRA'S SPORTS & MORE	628.92	1	628.92
LA COPA INN	620.70	6	103.45
BENNETT TRUCK TRANSPORT	618.00	1	618.00
TEXAS COMPUTER EDUCATION	618.00	1	618.00
YO RANCH RESORT	616.98	2	308.49
WIGHT'S COLLISION	612.22	1	612.22
ALBERT STERLING AND ASSOC	610.00	2	305.00
MG BUILDING CORPUS CHRIS	609.85	5	121.97
NSC NORTHERN SAFETY CO	609.74	12	50.81
HFT HARBOR FRGHT TOOLS	606.84	1	606.84
4IMPRINT	603.35	2	301.68
CCI HOTEL RESCOUNTER	600.96	1	600.96
MIKE SHAW BUICK GMC	599.25	7	85.61
FEDERAL IRON AND METAL IN	598.22	4	149.56
NCS GED EXAM	596.25	9	66.25
BUSH HYDRAULICS	590.98	8	73.87
ALAN T FISHER PHD PC	585.00	3	195.00
APOLLO TOWING EASY RIDER	585.00	4	146.25
IDENTOGO - TX FINGERPRINT	582.21	53	10.99
LONESTARPRODUCTS	575.00	1	575.00
MINT INCORPORATED	575.00	1	575.00



**Nueces County**  
**Transaction Totals by Vendor YTD**  
**For the 8 months ending 05/28/2018**

Merchant	Amount	Transaction Count	Average Transaction
SQ AMERICAN DETAIL	573.00	4	143.25
EMAT	570.00	3	190.00
SQ BLG DELI / SCHL	567.80	5	113.56
NPC NEW PIG CORP	562.65	1	562.65
PROMOTIONALKEYCHAIN	562.38	1	562.38
ON SITE DECALS LLC	560.00	1	560.00
MISSION RESTAURANT SUPPLY	558.90	1	558.90
SOUTHWES 5261400277953	554.36	1	554.36
SOUTHWES 5261400280125	554.36	1	554.36
BUILD.COM	554.31	3	184.77
HAMPTON INN & SUITES	552.57	3	184.19
GOVERNMENT FINANCE OFF	550.00	1	550.00
WPY JUVENILE LAW SECTION	550.00	2	275.00
SIGN XPRESS	547.93	2	273.97
SOUTHWES 5260159344094	546.16	1	546.16
SOUTHWES 5261447430967	546.16	1	546.16
SOUTHWES 5261419583826	542.36	1	542.36
NATIONAL SAFETY COU	540.00	1	540.00
SOUTHWES 5261445608396	533.96	1	533.96
UNITED 0162364390808	532.80	1	532.80
ENTERPRISE RENT-A-CAR	532.40	5	106.48
PEARL SOUTH PADRE	532.00	4	133.00
TEXAS THRONE LLC	531.45	4	132.86
WM SUPERCENTER #464	530.61	11	48.24
ENTRUST ENERGY	527.47	3	175.82
PRECISE KIT PROMOTIONS	526.28	1	526.28
AOC AUTO PARTS	511.61	2	255.81
HYATT PLACE WASH DC NM	502.82	1	502.82
LA COSTA DENTAL OF A	500.75	5	100.15
TTI REGISTRATIONS	500.00	5	100.00
CLARKE MOSQUITO CONTRO	499.62	1	499.62
DIAMOND B TRACTORS AND EQ	498.16	3	166.05
BEST WESTERN MARINA GRAND	496.76	2	248.38
HUB CITY OVERHEAD DOOR CO	496.50	3	165.50
AMERICAN PLANNING A	495.00	1	495.00
HESELBEIN TIRE SW	492.67	2	246.34
INTERNATIONAL ELECTRONICS	492.31	11	44.76
OREILLY AUTO #0445	491.00	11	44.64
MICROSOFT	487.13	1	487.13
TEEX MOTO	485.00	1	485.00
TEXASCENTERFORLEGALETHIC	485.00	3	161.67
JOHN W HOCK CO	484.13	1	484.13

**Nueces County**  
**Transaction Totals by Vendor YTD**  
**For the 8 months ending 05/28/2018**

Merchant	Amount	Transaction Count	Average Transaction
PETROLEUM SOLUTIONS INC	483.13	1	483.13
DIAMOND MOWERS INC	481.46	2	240.73
TX DEPT AGRICULTUR	478.26	7	68.32
DXE MEDICAL INC	476.42	1	476.42
SQ PORT-A-TRIM COMPLETE	475.00	1	475.00
ZAM AUTOMOTIVE	472.29	1	472.29
FSI CENTERPOINT ENERGY	472.08	6	78.68
WALMART.COM	467.08	4	116.77
VALLEN DISTRIBUTION #QI	461.50	2	230.75
UNITED 0167032911869	461.00	1	461.00
ZARSKY LUMBER-CORPUS	457.74	4	114.44
HOLIDAY INN EXP & SUITES	455.40	4	113.85
CHAPMANS GARAGE DOORS I	455.00	1	455.00
AVIS RENT-A-CAR 1	454.84	2	227.42
ADOBE SYSTEMS INC.	454.59	3	151.53
DISCOUNTMUGS.COM	453.65	2	226.83
CDW GOVT #KXN0542	452.19	1	452.19
HILTON HOTELS OMAHA	452.00	1	452.00
SEARS ROEBUCK 1217	451.90	1	451.90
KEGCO INC	451.77	3	150.59
ACT GIS FORUM	450.00	1	450.00
PDQCOM	450.00	1	450.00
QUALITY SAFETY SVC INC	450.00	2	225.00
AMERICAN MUSICAL SUPPL	447.85	1	447.85
FAIRFIELD INN & SUITES	445.00	4	111.25
TIFCO INDUSTRIES INC	442.58	4	110.65
AMERICAN AIR0012170896395	440.60	1	440.60
AMERICAN PAYROLL ASSOC	438.00	2	219.00
TAMPERPROOF SCREW CO.INC	434.59	2	217.30
DRI PMSOFTWARE	432.99	1	432.99
ALAMOSA ANIMAL HOSPITA	432.00	10	43.20
AMERICAN AIR0017041744736	432.00	1	432.00
MARCO & CO. CATERING	430.68	4	107.67
CANDLEWOOD SUITES BAYTOW	430.56	1	430.56
IN MERCURY AUTO AIR LLC	429.40	5	85.88
GROSS AUTOMATION LLC	428.29	1	428.29
SIMPLEXGRINNELL	428.06	2	214.03
A & R SEPTIC SERVICES L	425.00	1	425.00
A & R SEPTIC SERVICES L.L	425.00	1	425.00
SQ GABRIEL PINON	425.00	1	425.00
EWING IRRIGATION PRD 146	424.16	1	424.16
PALMETTO STATE ARMORY	419.97	1	419.97

**Nueces County**  
**Transaction Totals by Vendor YTD**  
**For the 8 months ending 05/28/2018**

Merchant	Amount	Transaction Count	Average Transaction
TRIEAGLE ENERGY LP	418.17	4	104.54
NY JOES ITALIAN RESTAUR	417.89	1	417.89
HOLIDAY INN BAY FRON	411.70	2	205.85
RENAISSANCE HOTELS AUS	411.70	1	411.70
HOBBY-LOBBY #0066	410.48	6	68.41
MARTIN YALE	405.70	2	202.85
SCHOLASTIC BOOK FAIRS R10	405.05	2	202.53
PYL VALCAP GROUP LLC	401.06	1	401.06
TDEM EMERGENCY MANAGEMENT	400.00	1	400.00
PAYPAL ALARMTX	395.90	2	197.95
COMFORT SUITES GRAPEVI	395.03	1	395.03
AMERICAN AIR0012175441698	395.00	1	395.00
IN CIRCLE T VETERINARY S	394.98	2	197.49
BRYAN FAIRFIELD INN	394.58	3	131.53
SOUTHWES 5268759910325	394.45	1	394.45
SELECT BLINDS	393.78	2	196.89
EMBASSY SUITES-FRISCO	393.24	2	196.62
SOUTHWES 5261447524537	386.59	1	386.59
WAL-MART #5898	384.40	4	96.10
HOLIDAY INN EXPRESS PALE	384.20	4	96.05
TRACTOR SUPPLY CO #1907	383.46	8	47.93
USPS PO 4808000343	382.95	11	34.81
HOBBY-LOBBY #0116	382.71	5	76.54
OMNI FORT WORTH HOTEL	382.40	3	127.47
ALICE ECHO NEWS JOURNAL	380.00	1	380.00
TAMUCC CAREER SERVICES	380.00	2	190.00
ACT DCH-CHILD ABUSE SU	375.00	1	375.00
BECK MASTEN COASTAL BEND	374.38	1	374.38
FOURPAIR COM	373.90	1	373.90
ALLIED ELECTRONICS INC	373.42	1	373.42
EXPEDIA 7350635695021	372.74	2	186.37
BUSTERS BUTANE	369.80	7	52.83
NEESSEN CHEVROLET	369.21	3	123.07
UNITED 0168642529241	368.00	1	368.00
VALLEN DISTRIBUTION EO	367.20	1	367.20
RED ROOF INN	367.15	2	183.58
COASTAL A.D.S INC.	366.40	1	366.40
AMFILT	366.00	3	122.00
C & K BUILDERS HARDWARE	363.40	3	121.13
LAW ENFORCEMENT TARGETS	362.36	2	181.18
AMERICAN AIR0012188138486	361.40	1	361.40
COLUMBIA BOOKS INC	361.00	1	361.00

**Nueces County**  
**Transaction Totals by Vendor YTD**  
**For the 8 months ending 05/28/2018**

Merchant	Amount	Transaction Count	Average Transaction
MARTIN ASPHALT COMPANY	360.00	1	360.00
SMK SURVEYMONKEY.COM	360.00	1	360.00
PACIFIC COAST BREAKER INC	359.10	1	359.10
TREATMENT INNOVATIONS	359.00	1	359.00
SQ CORPUS CHRISTI AREA C	357.50	3	119.17
RICHMOND PAPER & INK	355.52	1	355.52
WM SUPERCENTER #5898	353.42	4	88.36
PRAXAIR DIST INC OAM	353.16	4	88.29
PEPBOYS STORE 181	351.44	4	87.86
4TE GEXA ENERGY	350.00	2	175.00
ACAD FORENSIC PATHOL	350.00	1	350.00
GOLDRING CTR FOR CULIN	350.00	1	350.00
ORKIN 966	350.00	2	175.00
TRAVEL 888-203-9763	349.60	3	116.53
FIRESTONE678791	349.14	4	87.29
AMERICAN AIR0012183528479	348.90	1	348.90
AMERICAN AIR0012183528480	348.90	1	348.90
AMERICAN AIR0012188116138	348.90	1	348.90
FASTSIGNS	348.60	1	348.60
AMERICAN AIR0012169299011	346.00	1	346.00
SYMBOL ARTS WEB	345.00	1	345.00
HOZZ INC.	344.97	1	344.97
AN FORD MAZDA CORPUS	344.43	3	114.81
ALL MY SONS - COR	342.01	1	342.01
BUY DOOR HARDWARE NOW	340.00	1	340.00
LAW ENFORCEMENT SEMINARS	340.00	1	340.00
S. TEXAS ALL BATTERY	338.50	6	56.42
MSFT E08005KZM5	336.00	1	336.00
SOUTHWES 5261447464123	335.60	1	335.60
SOUTHWES 5261447464125	335.60	1	335.60
SOUTHWES 5261447464126	335.60	1	335.60
CLASSIC BLINDS	335.00	1	335.00
TMGACONF	335.00	1	335.00
C W CAMPBELL ELECTRIC INC	334.50	2	167.25
OREILLY AUTO #1441	334.32	7	47.76
COMPLETE DIESEL REPAIR	333.00	11	30.27
AIR & FILTERS	332.64	2	166.32
NICHOLS GUNS	332.23	7	47.46
PRAXAIR DISTRIBUTION I	330.77	4	82.69
AMERICAN AIR0012152421343	328.40	1	328.40
AMERICAN AIR0012152421344	328.40	1	328.40
BJS FAMOUS UNIFORMS	327.87	7	46.84

**Nueces County  
Transaction Totals by Vendor YTD  
For the 8 months ending 05/28/2018**

Merchant	Amount	Transaction Count	Average Transaction
CORPUS CHRISTI LOCK DOC L	327.85	8	40.98
TPG DRISCOLLTXUTILITIES	326.54	4	81.64
C D ELECTRIC	325.00	1	325.00
DEL MAR COLLEGE CASHIERS	325.00	2	162.50
GRAY PHOTOGRAPHY	325.00	1	325.00
WALGREENS #3639	324.39	1	324.39
SQ TORRES GARAGE	323.00	7	46.14
SOUTHWES 5261431255051	322.10	1	322.10
AMERICAN AIR0018642529242	321.80	1	321.80
QUALITY INN & SUITES	321.60	1	321.60
ASSN. OF METRO PLANNING	320.00	1	320.00
WWW.JOR.BY	315.00	1	315.00
EL CENTRO LANDFILL	314.71	5	62.94
POCKETPRESS	314.65	1	314.65
SQ DUANE ROSS-HUNTER SER	314.50	1	314.50
PCI PATTERSON VETERINA	312.86	1	312.86
CDW GOVT #1200-5211	311.78	3	103.93
AMER SOC CIVIL ENGINEERS	311.00	1	311.00
AXON POWER	309.12	2	154.56
WRIGHT MATERIALS INC	308.00	2	154.00
IN PRO TECH MECHANICAL	307.50	1	307.50
COUNTRY INN & SUITES	307.05	1	307.05
BUILDERSFIRSTSOURCE62601	306.81	3	102.27
WAL-MART #0490	306.15	11	27.83
LONE STAR TRENCHER PARTS	304.62	1	304.62
SERVPRO OF CORPUS CHRISTI	300.13	1	300.13
CDW GOVT #LHJ8299	300.00	1	300.00
FAMILY COUNSELING SERVICE	300.00	4	75.00
IN PROTECTIVE POWDER COA	300.00	1	300.00
INSTITUTE OF TRANSPORTATI	300.00	1	300.00
PAYPAL ALLIANCEFOR	300.00	1	300.00
SQ AMERICAN OVERLA	300.00	1	300.00
TEXAS MUNICIPAL COURTS ED	300.00	1	300.00
SQ BAY AREA TIME	298.80	3	99.60
BJ'S FAMOUS UNIFORMS	298.79	6	49.80
HAMPTON INN VICTORIA	297.60	3	99.20
BOB'S CITY GARAGE	296.66	1	296.66
BLUEPRINTS CONFERENCES	295.00	1	295.00
ALLISONHOUSE LLC	294.99	1	294.99
SQ WINDSHIELD EXPRESS OF	294.00	2	147.00
SLEEP INN GONZALES	293.80	2	146.90
GREYHOUND LINES CNP	292.00	3	97.33

**Nueces County**  
**Transaction Totals by Vendor YTD**  
**For the 8 months ending 05/28/2018**

Merchant	Amount	Transaction Count	Average Transaction
STAMP CONNECTION	286.65	2	143.33
UT WEB TXSHOP	285.00	5	57.00
ES COLLEGE STATION	283.16	1	283.16
GARDNER AUTOMOTIVE	282.81	1	282.81
HILTON SAN ANTONIO HOTEL	282.54	1	282.54
CARRS CLEANERS & LNDRY	280.50	1	280.50
PLA	280.00	1	280.00
HALFMOON EDUCATION	279.00	1	279.00
SQ B-GREENER INDUSTRIAL	277.50	1	277.50
CITY OF CC AIRPORT	277.00	13	21.31
FERGUSON SAFETY PRODUCT	276.08	1	276.08
ARCHITECTURAL TESTING INC	275.00	1	275.00
SOUTHWES 5261445434258	274.60	1	274.60
SOUTHWES 5261445434259	274.60	1	274.60
DIGICERT INC	273.00	2	136.50
SQ RCN COMMUNICATI	272.49	2	136.25
U-HAUL-CT-CROSSTOW #83262	270.42	1	270.42
D & C FENCE CO INC	270.00	1	270.00
WOODY S TRUCK CENTER	269.84	5	53.97
BREEZE ENERGY LLC	267.61	3	89.20
AMBIT TEXAS LLC	265.09	3	88.36
SQ TEXAS SIGN EXPR	265.00	1	265.00
HOLIDAY INN EXPRESS STEP	259.90	2	129.95
CEECO	259.50	1	259.50
WONDER WORKSHOP	258.00	1	258.00
GALLS	257.00	3	85.67
AUTOZONE #1328	256.35	13	19.72
SPOK INC	256.33	1	256.33
MOMAR INC	255.97	1	255.97
VIOLETWATERSUPPLY VCN	255.60	2	127.80
JASONS DELI #616	254.35	2	127.18
BATTERY UNIVERSE	252.76	1	252.76
INTERNATIONAL PUBLIC MANA	250.00	1	250.00
PAYPAL ROTARYCORPU	250.00	1	250.00
TEXAS DEER ASSOCIATION	250.00	1	250.00
TEXAS WILDLIFE ASSOCIATI	250.00	1	250.00
WASHING EQUIPMENT OF T	248.08	1	248.08
SCHLOTZSKYS 1118	245.16	2	122.58
ON SITE DECALS	245.00	1	245.00
PAYPAL RMBFAIRGROU	245.00	7	35.00
TACERA	245.00	1	245.00
IN PROTEX RESTAURANT SER	244.99	1	244.99

**Nueces County**  
**Transaction Totals by Vendor YTD**  
**For the 8 months ending 05/28/2018**

Merchant	Amount	Transaction Count	Average Transaction
GIH GLOBALINDUSTRIALEQ	243.18	1	243.18
BOUNCE ENERGY INC	242.97	2	121.49
THE LOCK PEOPLE	241.92	1	241.92
CORPUS CHRISTI GASKET AND	240.00	2	120.00
STAINLESS STEEL PRODUCTS	238.00	1	238.00
LA QUINTA INN SUITES	236.96	1	236.96
HEB #139	236.85	1	236.85
EAGLE LOCK AND KEY	235.55	3	78.52
DISCOUNT LOCKSMITH AND SU	230.10	3	76.70
DIAMONDBACK BOOTS AND OUT	230.00	2	115.00
M2SYS	228.66	1	228.66
ALPHACARD	226.88	2	113.44
ASHRAE	226.00	1	226.00
ASME	225.00	1	225.00
PAYPAL TXCHIEFDEPU	225.00	1	225.00
WWW.TXPPA.ORG	225.00	3	75.00
ZACHRY PUBLICATIONS	225.00	1	225.00
DISCOUNT AUTO PARTS	223.49	1	223.49
CULLIGAN	222.07	8	27.76
HARBOR FREIGHT TOOLS 680	221.89	5	44.38
CC PLUMBING	221.47	4	55.37
OIL PATCH PETROLEUM INC	220.17	4	55.04
PRINTING DYNAMICS	220.00	3	73.33
RABALAIS I&E CONST.	220.00	1	220.00
VIP CAR WASH & LUBE	219.45	4	54.86
FSI SPARK ENERGY	219.25	2	109.63
EMEDCO	218.56	2	109.28
DRURY INN MCALLEN	218.48	1	218.48
CORE & MAIN LP S 2	216.75	1	216.75
DNH GODADDY.COM	214.84	2	107.42
SCOTT EQUIPMENT INC	213.63	1	213.63
FLANAGANS MUFFLER SHOP	213.00	2	106.50
MINIT MAN #3	212.84	2	106.42
SUPER 8 MOTEL	212.00	8	26.50
LUBRICATION STATION	211.89	3	70.63
TEXAS SECRETARY OF STATE	210.00	1	210.00
RACK SOLUTIONS INC	209.69	1	209.69
CLEARVIEW ELECTRIC	209.10	2	104.55
BOB BROOKS COMPUTER SA	208.00	1	208.00
PAYPAL MIKE DAVIS	207.60	1	207.60
SERVICE HYDRAULICS L	203.96	1	203.96
GUITAR CENTER #448	203.17	2	101.59

**Nueces County**  
**Transaction Totals by Vendor YTD**  
**For the 8 months ending 05/28/2018**

Merchant	Amount	Transaction Count	Average Transaction
TIMEKEEPING SYSTEMS INC	202.44	2	101.22
FEDEX 27803692	202.28	1	202.28
RAYALLEN.COM JJDOG.COM	201.13	4	50.28
FOURPAIR.COM	200.40	1	200.40
SPRINGHILL SUITES MARR	200.07	1	200.07
SQ TEXAS SIGN EXPRESS	200.00	1	200.00
STANTON OPTICAL	200.00	1	200.00
TEXAN GLASS - SOUTH INC	200.00	1	200.00
TXST ALERRT	200.00	1	200.00
TXTAG 888 468 9824	199.02	8	24.88
ELI RESEARCH NC 800 223	199.00	1	199.00
LUCKY EAGLE HOTEL	198.00	1	198.00
PAYPAL DOLLARTREED	198.00	2	99.00
CORNER STORE 1501	197.67	5	39.53
DELTA AIR 0062396673733	196.80	1	196.80
ACFE	195.00	1	195.00
LAQUINTA INN & SUITES	194.74	1	194.74
ROADSIDE INC	193.97	1	193.97
HOTELBOOKINGHILTONGAR	193.09	1	193.09
PRAXAIR DIST INC 70245	189.60	2	94.80
SUPERIOR TRAILER SAL	189.54	2	94.77
PROMOTIONS NOW	188.14	1	188.14
HEB #413	188.00	1	188.00
IRV THOMAS HONDA SUZUKI	187.95	1	187.95
PAYPAL COASTALBEND	186.75	6	31.13
SOUTHWES 5268792638334	185.96	1	185.96
CORNER STORE 0135	185.84	5	37.17
GAMBLER SPECIALTIES INC	184.00	1	184.00
AMER ASSOC NOTARIESWE	183.88	2	91.94
FASTENAL COMPANY01	183.73	3	61.24
JASON'S DELI #616	182.22	1	182.22
SCHLOTZSKYS 1120	181.73	2	90.87
HOLIDAY INN EXP AUSTIN	180.55	1	180.55
UFIRST UNIFIRST CORP	180.52	1	180.52
CO. & DIST CLK ASSOC OF T	179.99	4	45.00
LOWES #00907	179.40	1	179.40
AUSTIN EMBASSY SUITES	178.60	1	178.60
PETSMART # 0196	177.96	2	88.98
CDW GOVT #3700-5211	177.66	3	59.22
DISCOUNT AUTO PARTS 2	177.37	3	59.12
A1 ELECTRIC AUTO SERVICE	176.70	1	176.70
CARISMA WASH LUBE & DETA	175.81	2	87.91



**Nueces County**  
**Transaction Totals by Vendor YTD**  
**For the 8 months ending 05/28/2018**

Merchant	Amount	Transaction Count	Average Transaction
BIRDIE IMAGING SUPPLIES I	175.50	1	175.50
EB 2ND ANNUAL SOUTH T	175.07	1	175.07
HINOJOSAS UPHOLSTERY	175.00	1	175.00
STATE BAR TX-CLE DEPT	175.00	1	175.00
TROPHYLAND	174.95	2	87.48
CRAFCO INC	173.96	2	86.98
OREILLY AUTO #0448	173.84	3	57.95
THE SAFEGUARD SYSTEM INC	173.00	2	86.50
C.C. FILE PRO	171.00	2	85.50
GILL LANDSCAPE NURSERY	170.80	1	170.80
IN B & R TELEPHONE LLC	169.90	1	169.90
1000BULBS.COM	169.51	5	33.90
SQ BANUELOS TIRE P	168.00	11	15.27
LONE STAR COURT	167.90	3	55.97
SAFETY KLEEN SYSTEMS BRAN	167.15	1	167.15
DOLLAR TREE	165.99	6	27.67
HORIZON DISTRIBUTOR- 263	165.71	3	55.24
MODERN PHARMACY	161.01	1	161.01
O'CONNOR'S	161.00	1	161.00
CKE ROD N ROLL S T 324	160.96	1	160.96
WPY HOLLY DOGGETT	160.32	3	53.44
TEXAS OVERHEAD DOOR	158.00	1	158.00
MARRIOTT JW HOUSTON	157.95	1	157.95
CANDLEWOOD SUITES ASTN NW	155.25	1	155.25
TAPS CONTRIBUTION	155.00	1	155.00
SQ FENCING INC. OF	154.00	1	154.00
STATE BAR TX - MCLE-W	152.76	1	152.76
OREILLY AUTO #0592	152.30	2	76.15
TIPSCO	151.39	3	50.46
BOOTIE SHOE COVER INC	150.60	1	150.60
DISCOUNT POWER	150.48	1	150.48
RUBENS FLEET SERVICE	150.40	1	150.40
ENSYSTEX II	150.00	1	150.00
GALVAN TOWING	150.00	1	150.00
IACP	150.00	1	150.00
NASW ONLINE	150.00	1	150.00
BESTBUYCOM805526079725	149.99	1	149.99
HOWARD S BAR B QUE	149.50	1	149.50
LA QUINTA INNS 0907	147.82	1	147.82
HOUSE OF ROCK	147.20	2	73.60
IN NRO POLICE SUPPLY	147.18	1	147.18
HEBERT IRRIGATION	146.50	1	146.50

**Nueces County**  
**Transaction Totals by Vendor YTD**  
**For the 8 months ending 05/28/2018**

Merchant	Amount	Transaction Count	Average Transaction
CDW GOVT #1900-5686/40	146.28	1	146.28
GOVERNMENT FINANCE	145.00	1	145.00
BAYMONT INN COLLEGE ST	144.81	1	144.81
SQ DISTRICT 11 AE4-HA	144.60	5	28.92
JAMES CAP - ALLE2	144.52	1	144.52
J R ELECTRIC	144.21	1	144.21
CDSK9TRACK	144.00	1	144.00
TDLR BOILER INVOIC	143.41	1	143.41
NUECES CO TX - GOV PAY FE	140.22	46	3.05
IN COSTUME SPECIALISTS I	140.00	1	140.00
EXTENDEDSTAY #9702	139.98	2	69.99
HAMPTON INN BROWNWOOD	139.40	2	69.70
RC REPAIRCLINIC.COM	138.99	1	138.99
THE SHARP SHOOTER	138.35	3	46.12
STAPLS7184514117000004	137.98	1	137.98
GATE SUPPLIES	137.02	1	137.02
NENA	137.00	1	137.00
HILTON HOTELS	136.41	1	136.41
LIVESTOCK WEEKLY	135.00	1	135.00
PAYPAL WONDERIDEA	135.00	9	15.00
SECURETECH	135.00	1	135.00
SHORELINE PLUMBING	135.00	1	135.00
OTC BRANDS INC.	134.91	1	134.91
AIR & FILTERS 2	132.84	2	66.42
CDW GOVT #1250-5211	132.47	1	132.47
TSBPA IND LIC RENE	132.00	2	66.00
HEB #253	131.65	1	131.65
MOORE SUPPLY COMPANY	130.87	2	65.44
LABELS ETC INC	130.75	1	130.75
NEVILL DOCUMENT SOLUTIONS	130.00	1	130.00
ICS JAIL SUPPLIES INC.	129.60	1	129.60
PAYPAL ALLENCIVILP	129.43	1	129.43
AVCO KEYRINGS	129.27	1	129.27
SP CHEPLEX FIVE STAR LIM	129.25	2	64.63
BEST WESTERN PLUS AUSTIN	128.79	1	128.79
SQ CZECH-MEX BAKERY & CA	128.29	1	128.29
ISLA GRAND BEACH RESORT	127.54	1	127.54
360 TRAINING I	127.50	1	127.50
FEDEX 252843437	127.40	1	127.40
MUELLER INC STORE 27-CCH	126.62	1	126.62
SHAFFER MUFFLER AND AUTOM	125.60	1	125.60
IDENTOGO - TSA TWIC	125.25	1	125.25

**Nueces County**  
**Transaction Totals by Vendor YTD**  
**For the 8 months ending 05/28/2018**

Merchant	Amount	Transaction Count	Average Transaction
IN AWESOME LAWN CARE	125.00	1	125.00
MEETING REGISTRATIO	125.00	1	125.00
SQ EMERGENCY MANAGEMENT	125.00	1	125.00
HOTELS.COM146429842627	124.57	1	124.57
HOTELS.COM145594763673	123.14	1	123.14
TPG CITYOFDRISCOLLUTILITI	121.61	1	121.61
STAPLS7184514117000005	120.80	1	120.80
AGENT FEE 8900735414802	120.00	1	120.00
ROOMMATES CARRY OUT INTER	119.90	1	119.90
IN ROADRUNNER MAPS INC.	119.27	2	59.64
FLANAGAN'S MUFFLER SHOP	119.00	1	119.00
M&D FLOORING	118.56	1	118.56
BJ S FAMOUS UNIFORMS	118.10	4	29.53
BELLA BISTRO	114.74	2	57.37
AUTOZONE #1416	113.96	3	37.99
IN P & S SCALE CO INC	113.20	1	113.20
TEXAS FIRST RENTALS-	112.53	1	112.53
SWIFF-TRAIN-CORPUS CHRI	111.46	3	37.15
LA MICHOACANA BAKERY INC	110.99	2	55.50
IN NATIONAL NARCOTIC DOG	110.00	1	110.00
STEVE S AUTO SERVICE	110.00	1	110.00
EYEMART EXPRESS #017	109.90	1	109.90
SQ BLG DELI / SCHLOTZSKY	108.94	1	108.94
EXECUTIVE INN AND SUITES	108.10	1	108.10
RAM PRODUCTS LTD.	107.93	1	107.93
MILLERS BBQ ON WEBER	107.60	1	107.60
USPS PO 4876650380	107.48	11	9.77
LNR LUNARPAGES WEBHOST	107.40	1	107.40
MIDAS AUTO CENTER	106.79	2	53.40
FEDEX 26698158	106.35	1	106.35
GALLS HQ	105.00	1	105.00
SHOPLET.COM	104.19	1	104.19
VETERAN ENERGY LLC	103.26	1	103.26
SIRCHIE FINGER PRINT LABO	103.11	1	103.11
HAMPTON INN COLLEGE ST	103.02	1	103.02
ACT TCEQ	100.00	1	100.00
EMBASSY SUITES BY HILTON	100.00	1	100.00
LA COSTA DENTAL OF K	100.00	2	50.00
TEXAS POLICE ASSOCIATION	100.00	1	100.00
PESI INC	99.99	1	99.99
BOOT BARN #169/BASKINS	99.98	1	99.98
ANIMAL CARE TECHNOLOGIES	99.00	1	99.00

**Nueces County**  
**Transaction Totals by Vendor YTD**  
**For the 8 months ending 05/28/2018**

Merchant	Amount	Transaction Count	Average Transaction
TRAININGCENTER/HRCERTIFI	99.00	1	99.00
COMFORT INN & SUITES	98.31	1	98.31
IN ID CARD CONSULTANTS	97.65	1	97.65
THE FRAME UP	97.50	1	97.50
DOCUGRAPHIX PLUS	97.00	1	97.00
GULF COAST PAPER COM	96.97	1	96.97
WINGSTOP 312	96.74	1	96.74
OFFICE DEPOT #5910	95.76	1	95.76
LA QUINTA INNS 0522	94.30	1	94.30
MY BINDING COM	93.59	1	93.59
CDW GOVT #1380-5211	93.21	1	93.21
SAFER SOCIETY FOUNDA	93.00	1	93.00
TX MUSEUM STORE	92.95	1	92.95
SALLY BEAUTY #2066	92.78	1	92.78
PRODRIVE AUTO SERVICES	92.65	1	92.65
BEST WESTERN HERITAGE INN	92.43	1	92.43
COUNTY PROGRESS	90.00	2	45.00
AUTOZONE 4216	89.94	3	29.98
COMFORT SUITES	89.27	3	29.76
MEDINA MUFFLER SHOP	89.00	2	44.50
PAYPAL BESTBUY COM	88.75	1	88.75
MONARCH WATCH	88.40	1	88.40
SQ RODOLFO DAVILA	87.00	1	87.00
CARISMA EXPRESS CAR WA	86.90	2	43.45
CONTINENTAL BATTERIE	86.45	1	86.45
FIRESTONE678783	85.45	1	85.45
NUECES WATER SUPPLY CORPO	84.95	1	84.95
NETFLIX.COM	84.91	10	8.49
TANITA COMPETITVEEDGE	84.60	1	84.60
FEDEX 25600097	84.28	1	84.28
AMIGOS EQUIPMENT CORPORAT	83.53	2	41.77
JO'S PACKARD TIRE SVC	83.34	3	27.78
PRINT TO MAIL BY DELUXE	82.25	1	82.25
BUS MGMT DAILY	82.08	1	82.08
VALLEY PUMPS INC.	82.00	1	82.00
DIESEL ENGINE AND INJECTI	81.50	2	40.75
HOTWIRE-SALES FINAL	81.24	1	81.24
UNION TAXI COOPERATIVE	80.37	1	80.37
AGENT FEE 8900735414801	80.00	1	80.00
COASTALCHILDRENSCLINIC	80.00	1	80.00
FSSW - CEUS	80.00	6	13.33
IN CORPUS CHRISTI CONTAI	80.00	1	80.00

**Nueces County**  
**Transaction Totals by Vendor YTD**  
**For the 8 months ending 05/28/2018**

Merchant	Amount	Transaction Count	Average Transaction
OREILLY AUTO #2292	79.98	4	20.00
SONESTA HOTELS	79.65	1	79.65
XOOM ENERGY TEXAS	79.51	1	79.51
FEDEX 26755184	78.80	1	78.80
CLIPSANDBFASTENERS	78.66	1	78.66
FEDEX 380645025	77.88	1	77.88
BOB S CITY GARAGE	76.50	1	76.50
MICROSOFT OFFICE 365	75.76	1	75.76
FEDEX 168590796	75.35	1	75.35
LAWLEYS GARDEN CORNER FEE	75.00	1	75.00
PP JOHNNY COOL REFIG	75.00	1	75.00
FEDEX 164719883	74.46	1	74.46
MEADOWBROOK HARDWARE	73.09	2	36.55
PHILLIPS 66 - SKIPPERS 10	72.00	1	72.00
HEB #210	71.58	6	11.93
HILTON HOTEL AUSTIN	71.37	4	17.84
FEDEX 163263321	71.14	1	71.14
FEDEX 163988833	71.14	1	71.14
CORNER STORE 1502	71.00	1	71.00
CDW GOVT #MQR7847	70.44	1	70.44
HALF PRICE BOOKS #015	70.00	1	70.00
USPS PO 4871900373	70.00	1	70.00
WILKINSON VETERINARY CLIN	70.00	2	35.00
FEDEX 25910253	69.73	1	69.73
IDRIVE.COM	69.50	1	69.50
AGEX BOOKSTORE	69.08	1	69.08
COURTYARD BY MARRIOTT-	68.67	1	68.67
EXXONMOBIL 47796172	68.00	1	68.00
SHELL OIL 57546139809	66.12	1	66.12
THE WEBSTAUANT STORE	66.02	1	66.02
VISTAPR VISTAPRINT.COM	65.91	2	32.96
ABSOLUTE WRECKER	65.00	1	65.00
ACURITE.COM	64.95	1	64.95
ARMSTRONG LUMBER COMPANY	64.75	6	10.79
PAYPAL M2SYS	64.33	1	64.33
FACEBK MQH86EA9T2	63.16	1	63.16
SHAFFERS MUFFLER AND AUTO	63.00	9	7.00
SHELL OIL 57545310500	63.00	9	7.00
GREATSTATE TRANSMISSIONS	62.99	1	62.99
AUTOZONE #4215	62.91	4	15.73
FACEBK FVLEKDJ9T2	61.52	1	61.52
TAXI SVC DALLAS	61.47	1	61.47

**Nueces County**  
**Transaction Totals by Vendor YTD**  
**For the 8 months ending 05/28/2018**

Merchant	Amount	Transaction Count	Average Transaction
DUBS GARAGE	60.38	1	60.38
SHELL OIL 42664220132	60.00	1	60.00
STALKER RADAR	60.00	1	60.00
ALON 7-ELEVEN #10	59.73	1	59.73
COUNTERTOPBRACKET.COM	59.64	1	59.64
CHEVRON 0376590	59.00	1	59.00
EXXONMOBIL 48099196	59.00	1	59.00
SOUTHWES 5268761689099	58.98	1	58.98
CARS 4 CREDIT	58.92	1	58.92
ISLE MAIL AND M	58.78	1	58.78
WHTABRGR GFTCRD Q26	58.60	1	58.60
FEDEX 247314174	58.22	1	58.22
FEDEX 26420850	57.90	1	57.90
CVS/PHARMACY #06989	57.59	1	57.59
A AND C FIRE EQUIPMENT	57.00	1	57.00
FEDEX 97660549	56.99	1	56.99
MINIT MAN #2	56.83	1	56.83
ADVANCE AUTO PARTS #8429	56.27	1	56.27
SHORELINE SANDWICH	56.22	1	56.22
CONOCO - YESWAY 1068	56.00	1	56.00
RANCLAND	56.00	1	56.00
OFFICE DEPOT #1079	55.99	1	55.99
OFFICE DEPOT #1080	55.99	1	55.99
SHERWIN WILLIAMS 708584	55.82	1	55.82
AUTOZONE #4211	55.77	2	27.89
IN ALLISON TRANS TECH LL	55.50	1	55.50
SHELL OIL 57543427801	55.06	1	55.06
4CHANGE ENERGY CHANGE	54.96	1	54.96
UNITED REFRIG BR #76	54.79	1	54.79
HEB GAS #426	54.16	1	54.16
CFW COMMERCE ST GARAGE	54.00	3	18.00
PROFESSIONAL EDUC SERV	53.55	1	53.55
PCC 2204	53.50	1	53.50
PAYPAL E-COMMERCE	52.80	1	52.80
SHELL OIL 57543033203	52.29	1	52.29
CORNER STORE 1500	52.03	1	52.03
THE ROCKIN G OIL C	52.03	1	52.03
7-ELEVEN 36030	52.00	1	52.00
JOS PACKARD TIRE SVC	51.00	2	25.50
SE40808	51.00	2	25.50
SHELL OIL 12508723009	51.00	1	51.00
FAST LANE 34	50.00	1	50.00

**Nueces County**  
**Transaction Totals by Vendor YTD**  
**For the 8 months ending 05/28/2018**

Merchant	Amount	Transaction Count	Average Transaction
GULF COAST HUMANE SOCIETY	50.00	1	50.00
IN SHERIFF'S ASSOCIATION	50.00	2	25.00
PAYPAL NHMA	50.00	1	50.00
SHELL OIL 10001180008	50.00	1	50.00
UNITED 0162609979014	50.00	1	50.00
T C AUTO SERVICE INC	49.50	1	49.50
DRI FAASOFT VIDEO CONV	48.71	1	48.71
JACKS #7	48.50	1	48.50
SHI SMARTPRACT#1875365	47.50	1	47.50
AUTOZONE #1344	46.99	1	46.99
PETCO 2405 63524052	46.99	1	46.99
PAYPAL CHAPMANCHEV	46.07	1	46.07
EXXONMOBIL 99020240	46.01	1	46.01
CE4LESS COM	45.91	2	22.96
UPS 1Z2T857WP207745740	45.63	1	45.63
UPS 1Z2T857WP216557150	45.63	1	45.63
PCC 1005	45.00	1	45.00
TMOBILE LAW RELATION	45.00	1	45.00
FEDEX 167363296	44.99	1	44.99
WALGREENS #10945	44.99	1	44.99
PPG PAINTS 9674	44.41	1	44.41
LOVES TRAVEL S00003756	44.24	1	44.24
EXXONMOBIL 45927472	44.02	1	44.02
SHELL OIL 57543429203	44.00	1	44.00
FACEBK GVLEKDJ9T2	43.96	1	43.96
TURF AND IRRIGATION HARDW	43.95	1	43.95
PP 5 STAR TAXI	43.05	1	43.05
RIVERSIDE VETERINARY CLIN	43.00	1	43.00
EXXONMOBIL 48199830	42.67	1	42.67
SHELL OIL 57541282505	42.50	1	42.50
ULINE SHIP SUPPLIES	42.43	1	42.43
ANTIGRAVITYBATTERI	41.85	1	41.85
AGENT FEE 8900709830191	40.00	1	40.00
AGENT FEE 8900726998873	40.00	1	40.00
AGENT FEE 8900729284177	40.00	1	40.00
AGENT FEE 8900729284189	40.00	1	40.00
AGENT FEE 8900731077693	40.00	1	40.00
AGENT FEE 8900734719774	40.00	1	40.00
AGENT FEE 8900735094205	40.00	1	40.00
AGEX SOIL TESTING LAB	40.00	1	40.00
DEALERS ELECTRICAL #40	40.00	1	40.00
SQ SOUTH TEXAS SOC	40.00	1	40.00

**Nueces County**  
**Transaction Totals by Vendor YTD**  
**For the 8 months ending 05/28/2018**

Merchant	Amount	Transaction Count	Average Transaction
SQ SOUTH TEXAS SOCIAL WO	40.00	1	40.00
SUPER EXPRESS	40.00	1	40.00
PETCO 2423 63524235	39.98	1	39.98
BARNES & NOBLE #2818	39.92	1	39.92
ORECK VACUUMS OF CORPUS	39.90	2	19.95
OREILLY AUTO #0712	39.72	1	39.72
WWW.NOTARYPUBLICS.COM	39.37	1	39.37
DAYTON FUEL STOP	39.02	1	39.02
GOVERNMENT PAYMENTS	39.00	9	4.33
ADVANCE AUTO PARTS #8079	38.97	2	19.49
JACKS SMALL ENGINES & GEN	38.20	1	38.20
EXXONMOBIL 45362159	37.90	3	12.63
PAYPAL STEELCITYSU	36.95	1	36.95
FACEBK JQH86EA9T2	36.84	1	36.84
CORNER STORE 1505	36.02	1	36.02
LEXVID SERVICES INC	35.75	1	35.75
CORNER STORE 1314	35.00	1	35.00
INSTITUTE SUPPLY MGMT	35.00	2	17.50
PAYPAL ANCISCOCORP	35.00	1	35.00
AUTOZONE #1419	34.99	2	17.50
OREILLY AUTO #0711	34.97	1	34.97
STRIPES 0963927900	34.56	1	34.56
LONE STAR OVERNIGHT	34.47	1	34.47
BURLINGTON STORES177	33.53	1	33.53
FACEBK GEEQND29T2	33.15	1	33.15
OREILLY AUTO #0634	32.17	1	32.17
NAYLORS FARM & RANCH SUPP	32.08	2	16.04
OFFICE DEPOT #628	31.98	1	31.98
DRI CRASHPLAN PRO	31.95	11	2.90
FEDEX 382775091	31.34	1	31.34
PENGAD INC	30.55	1	30.55
EB MID COAST HURRICAN	30.00	1	30.00
IN SUPERGLASS WINDSHIELD	30.00	1	30.00
PROGRESSIVE CAR WASH	30.00	3	10.00
TXDPS CRIME RECS	29.13	6	4.86
AMAZONPRIME MEMBERSHIP	28.12	4	7.03
ALICE ECHO NEWS JOURNAL C	28.00	1	28.00
SQ STICKER XPRESS	28.00	4	7.00
UPS 1Z2T857WP202305135	27.66	1	27.66
UPS 1Z2T857WP206240313	27.66	1	27.66
UPS 1Z2T857WP213531325	27.66	1	27.66
VCN STLOUISCOUNTY	26.80	1	26.80



**Nueces County**  
**Transaction Totals by Vendor YTD**  
**For the 8 months ending 05/28/2018**

Merchant	Amount	Transaction Count	Average Transaction
PAYPAL LOUIESIPES	26.00	1	26.00
OFFICE DEPOT #416	25.99	1	25.99
HEB #022	25.62	2	12.81
AMERICAN AIR0010283614683	25.00	1	25.00
AMERICAN AIR0010283903522	25.00	1	25.00
IPSA	25.00	1	25.00
NORMA S FRUITS & DELIGHTS	25.00	1	25.00
SHELL OIL 57524793007	25.00	1	25.00
TX DPS DL	25.00	1	25.00
UNITED 0162605797980	25.00	1	25.00
UNITED 0162605919213	25.00	1	25.00
UNITED 0162608904879	25.00	1	25.00
PAYPAL FTAELECTRON	24.44	1	24.44
SHELL OIL 57543446207	24.44	1	24.44
OFFICEMAX/OFFICEDEPOT6208	22.99	1	22.99
AT&T T44A 7310	22.73	1	22.73
FEDEX 95553584	22.42	1	22.42
OFFICEMAX/OFFICEDEPOT6166	21.99	1	21.99
HOTELBOOKINGSERVFEE	20.98	2	10.49
HERB EASLEY MOTORS	20.51	1	20.51
UPS 1Z2T857WP215370693	20.25	1	20.25
UPS 1Z2T857WP219168100	20.25	1	20.25
BROOKSHIRES FUEL 9	20.09	1	20.09
CHIEF SUPPLY VT	20.09	1	20.09
SHELL OIL 10003434007	20.00	1	20.00
TEA GED TRANSCRIPT	20.00	4	5.00
HEB #643	19.26	2	9.63
DOLLAR GENERAL #11377	18.40	1	18.40
CHILIS PALESTINE	18.29	1	18.29
CHAMPION INDUSTRIAL SALES	17.60	1	17.60
HCTRA EZ TAG ONLINE	17.25	1	17.25
FACEBK KEEQND29T2	16.85	1	16.85
EXXONMOBIL 47255864	16.73	1	16.73
SQ COASTAL HARDWARE LLC	15.27	1	15.27
AMERICAN AIR0010623658864	15.25	1	15.25
AMERICAN AIR0010623662943	15.25	1	15.25
CORNER STORE 0145	15.00	1	15.00
CRAIGS TIRE SERVICE	15.00	1	15.00
JORGE BANUELOS TIRES	15.00	1	15.00
SWA EARLYBRD5269800822438	15.00	1	15.00
SWA EARLYBRD5269800822439	15.00	1	15.00
SWA EARLYBRD5269804973747	15.00	1	15.00

**Nueces County**  
**Transaction Totals by Vendor YTD**  
**For the 8 months ending 05/28/2018**

Merchant	Amount	Transaction Count	Average Transaction
SWA EARLYBRD5269804973748	15.00	1	15.00
SWA EARLYBRD5269804973749	15.00	1	15.00
SWA EARLYBRD5269804973750	15.00	1	15.00
TAMU PARKING PERMITS &	15.00	1	15.00
C AND A SERVICE AND TIRES	14.25	1	14.25
AN HONDA S CORPUS CHRI	14.00	2	7.00
THE ISLAND CAR WASH -	14.00	1	14.00
MMF POS	13.55	1	13.55
SQ GOSQ.COM MIR MO	13.44	1	13.44
OFFICE DEPOT #111	12.99	1	12.99
CENTURY THEATRES 434	12.56	1	12.56
AMERICAN AIR0012188145034	12.50	1	12.50
CORPUS CHRISTI SAFE &	12.50	1	12.50
AGAVE JALISCO #4	12.34	1	12.34
METRO PARK LOT 555	12.00	1	12.00
OCEAN IN MOTION LASER	12.00	1	12.00
WHEELY CLEAN AUTO WASH	12.00	1	12.00
NUECES FARM CENTER INC	11.82	1	11.82
TOLL/MSB 888-811-4565	11.36	5	2.27
DRI CRASHPLAN FOR SB	10.65	1	10.65
HEFFS BURGER	10.16	1	10.16
DANNYS TIRE SERVICE	10.00	1	10.00
SHELL OIL 91002937273	10.00	1	10.00
TXEFILE 022212124-1	10.00	1	10.00
MCDONALD'S F4742	9.50	1	9.50
FEDEX 95586918	8.08	1	8.08
HEB #057	8.00	1	8.00
WHATABURGER 692 Q65	7.77	1	7.77
CHOKE CANYON BAR-B	7.60	1	7.60
RICHARDS GARAGE	7.00	1	7.00
WHATABURGER 524 Q26	6.97	1	6.97
FEDEX 96219810	6.77	1	6.77
DAIRY QUEEN - COMFORT	6.76	2	3.38
USPS.COM ONLINE SHIPPING	6.65	1	6.65
WHATABURGER 286 Q26	6.54	1	6.54
SUBWAY 03516861	6.50	1	6.50
CHICK-FIL-A #01807	6.48	1	6.48
SUNOCO 0486272800	5.93	1	5.93
FEDEX 96031402	5.54	1	5.54
FEDEX 28031458	5.50	1	5.50
AUSTIN DISTRIBUTING	5.40	1	5.40
SUBWAY 00451328	5.40	1	5.40

**Nueces County**  
**Transaction Totals by Vendor YTD**  
**For the 8 months ending 05/28/2018**

Merchant	Amount	Transaction Count	Average Transaction
IN INFINITY OPERATIONS &	5.20	1	5.20
SUBWAY 03241064	5.08	1	5.08
CAPITOL VISITORS PARKING	5.00	1	5.00
HEB #270	4.87	1	4.87
OREILLY AUTO #1907	4.58	1	4.58
AUTO AIR & VACUUM SERVICE	4.50	3	1.50
SOUTHWEST WHEEL CO. (C	4.48	1	4.48
FEDEX 28377223	4.36	1	4.36
WHATABURGER 111 Q26	4.21	1	4.21
SCHULENBURG/DAIRY QUEEN	3.89	1	3.89
SNAPPY 24	3.78	1	3.78
CORNER STORE 1403	3.67	1	3.67
WHATABURGER 744 Q66	3.59	1	3.59
BILL SERVICING	3.50	1	3.50
WHATABURGER 467 Q26	3.40	1	3.40
COA PARKING METERS	3.00	1	3.00
SUNRISE VENDING LLC	2.70	2	1.35
TXEFILE 019696626-0	2.06	2	1.03
TXEFILE 021217746-0	2.06	2	1.03
TXEFILE 021260062-0	2.06	2	1.03
CROSS BORDER TRANS FEE	1.35	9	0.15
TXEFILE 022212124-0	0.29	1	0.29
PAYPAL CORPUSCHRIS	0.01	1	0.01
AMERICAN AIR0017016688414	0.00	2	0.00
AMERICAN FILTRATION	0.00	2	0.00
CC BRAKE & CLUTCH SUPPL	0.00	2	0.00
CCI HOTEL GUESTRESERV	0.00	14	0.00
JOHNSTONE SUPPLY OF C C	0.00	2	0.00
MYDRIVERLICENSE.ORG	0.00	4	0.00
SPRINGHILL SUITES AUST	0.00	2	0.00
USA CASH DEPOT VEND	0.00	2	0.00
FEDEX 770036935223	-4.00	1	-4.00
SUMMIT ELECTRIC SUPPLY	-11.39	1	-11.39
GRYHNDLINES REF 5809	-42.25	1	-42.25
HEB #223 SSS	-58.80	1	-58.80
WAL-MART #0442	-71.12	1	-71.12
WAL-MART #0470 SE2	-81.18	1	-81.18
PLN HOTEL-BOOK-ONLINE	-109.03	1	-109.03
HOUSTON FREIGHTLINER ACCO	-127.68	1	-127.68
SPRINGHILL SUITES	-164.02	2	-82.01
PAYPAL DELMARCOLLE	-180.00	4	-45.00
HOTELBOOKINGHYATTPLAC	-234.98	1	-234.98

**Nueces County**  
**Transaction Totals by Vendor YTD**  
**For the 8 months ending 05/28/2018**

Merchant	Amount	Transaction Count	Average Transaction
EXPEDIA 7257378916301	-297.92	1	-297.92
DISPUTE-WWW.JOR.BY	-315.00	1	-315.00
FRAUD-ENTRUST ENERGY	-338.08	1	-338.08
UNITED 0162339110536	-395.60	1	-395.60
UNITED 0162339110537	-395.60	1	-395.60
UNITED 0162339110539	-395.60	1	-395.60
UNITED 0162339110540	-395.60	1	-395.60
OMNI HOUSTON HOTEL	-530.01	1	-530.01
SOUTHWES 5260159344095	-546.16	1	-546.16
SOUTHWES 5261447430968	-546.16	1	-546.16
		0	
<b>Total</b>	<b>2,764,065.14</b>	<b>9,698</b>	<b>285.01</b>