

Nueces County, Texas

Monthly Financial Report (Unaudited and Unadjusted)

Fiscal Year 2017/2018
For the twelve months ended September 30, 2018



Prepared by:

The Nueces County Auditor's Office

Dale Atchley, CPA
County Auditor

Nueces County, Texas
Unaudited Monthly Financial Report
As of September 30, 2018

Table of Contents

County Auditor Letter of Transmittal.....	1
Explanation of Top Spenders Section	2

Financial Statements

Balance Sheet - Governmental Fund	4
Statement of Revenue, Expenditures and Changes in Fund Balance - Governmental Funds	6
Statement of Net Position - Internal Service Fund	10
Statement of Revenue, Expenditures and Changes in Net Position - Internal Service Fund.....	11
Comparison of Current Year to Prior year Revenues & Expenditures - Group Health.....	13
Comparison of Monthly & year to prior year Revenues & Expenditures - Group Health.....	14

Budget Revenue Section

Statement of Revenue Budget to Actual with Year to Year Comparison - General Fund	16
Statement of Revenue Budget to Actual with Year to Year Comparison – Road & Bridge	17
Statement of Revenues Budget to Actual - Inland and Coastal Parks	18
Comparison of Current year to prior year total Revenues - Inland and Coastal Parks	19
Statement of Revenues Budget to Actual - Airport.....	20

Budget Expenditure Section

General Fund Top Spenders	22
Statement of Expenditures Budget to Actual - General Fund	35
Comparison of Current year to prior year total Expenditures - General Fund	76
Statement of Expenditures Budget to Actual - Road & Bridge Fund.....	78
Comparison of Current year to prior year total Expenditures - Road & Bridge Fund	79
Statement of Expenditures Budget to Actual - Inland and Coastal Parks	80
Comparison of Current year to prior year total Expenditures - Inland and Coastal Parks	81
Statement of Expenditures Budget to Actual with Year to Year Comparison - Airport fund	82
Statement of Expenditures Budget to Actual - Commissioners Precinct Funds	83

Schedules

Schedule of Transfers In and Out by Fund.....	86
Schedule of Capital Projects	87
Summary of Monthly Revenue Report.....	93

Procurement

Procurement Card Totals by Budget Category	97
Procurement Card Totals by Amount	98
Procurement Card Totals by Department	101





AIDEE HERNANDEZ, MBA
FIRST ASSISTANT

ELVA FUENTES, CFE
INTERNAL AUDIT SUPERVISOR

DALE ATCHLEY, CPA
COUNTY AUDITOR

LISA DAVIS
BUDGET ACCOUNTANT

ANNA VELAZQUEZ, CPP
GRANTS / PAYROLL SUPERVISOR

901 LEOPARD STREET, RM. 304
CORPUS CHRISTI, TX 78401

JULIAN MENDOZA
EXECUTIVE ACCOUNTANT

PHONE: (361) 88-0556 • FAX: (361) 888-0584

December 12, 2018

Honorable District Judges of Nueces County and
Honorable Members of the Nueces County Commissioners Court:

The unaudited and unadjusted Monthly Financial Report of Nueces County, Texas as of and for the twelve months ended September 30, 2018 is submitted herewith in accordance with Section 114.023 of the Texas Local Government Code and was prepared by the County Auditor's Office staff. The statements are reported on a budgetary basis which is not in accordance with generally accepted accounting principles. Due to the statutory duties of the County Auditor, I am not independent with regard to these financial reports as defined by the professional standards of the American Institute of Certified Public Accountants. However, these financial statements were prepared and the financial accounting records were maintained with objectivity and due professional care.

The Monthly Financial Report is presented in four sections: Fund Financial Statements, Budget Revenue Status, Budget Expenditure Status, and Schedules:

The **Financial Statement section** contains the Governmental Funds Balance Sheet, the Governmental Funds Statement of Revenue, Expenditures and Changes in Fund Balance, the Internal Service Fund Statement of Net Position, the Internal Service Fund Statement of Revenue, Expenditures and Changes in Net Position, and the Group Health Comparison of Current Year to Prior Year Revenue and Expenditures and chart.

The **Budget Revenue Status section** is comprised of a General Fund Statement of Revenues Budget to Actual and Comparison of Current Year to Prior Year Revenues, a Road and Bridge Statement of Revenues Budget to Actual and Comparison of Current Year to Prior Year Revenues, an Inland and Coastal Parks Statement of Revenues Budget to Actual and Comparison of Current Year to Prior Year Revenues, and Airport Statement of Revenues Budget to Actual.

The **Budget Expenditure Status section** is comprised of a General Fund Top Spenders, General Fund Statement of Expenditures Budget to Actual, a General Fund Comparison of Current Year to Prior Year Expenditures and charts, a Road and Bridge Statement of Expenditures Budget to Actual, a Road and Bridge Comparison of Current Year to Prior Year Expenditures, an Inland and Coastal Parks Statement of Expenditures Budget to Actual, Inland and Coastal Parks Funds Comparison of Current Year to Prior Year Expenditures, an Airport Statement of Expenditures Budget to Actual and an Airport Comparison of Current Year to Prior Year Expenditures, a Commissioners Precinct Fund Statement of Expenditures Budget to Actual, a Schedule of Commissioners Diabetes Funds and a Schedule of Commissioners Court RTA Funds.

The **Schedules section** includes a Schedule of Transfers In and Out by Fund, a Schedule of Capital Projects, a Schedule of Debt Service Requirements and a Summary of Revenue Reports.

The **Top Spenders section** highlights the ten departments that have used the highest percentage of their available budget to date. Their spending is then plotted per month and compared to a baseline. This baseline is calculated at 1/12 of the departments' budget per month of the fiscal year.

The **General Fund Statement of Expenditures Budget to Actual** section now has visual performance indicators. The performance indicators are based on a comparison with the Expected Expenditures. The Expected Expenditure amount is calculated based on the average of the total budget over 12 fiscal periods (October through September). The color of the remaining budget available is used as a performance indicator. These numbers will be black if spending is below 90% of the expected amount, yellow if spending is equal to or greater than 90% of the expected amount and red if spending is equal to or greater than 100% of the expected amount.

Fiscal Period	1	2	3	4	5	6
Calendar Month	October	November	December	January	February	March
Expected Balance Remaining at 90% of expected expenditures	92.5%	85.0%	77.5%	70.0%	62.5%	55.0%
Expected Balance Remaining at 100% of expected Expenditures	91.7%	83.3%	75.0%	66.7%	58.3%	50.0%

Fiscal Period	7	8	9	10	11	12
Calendar Month	April	May	June	July	August	September
Expected Balance Remaining at 90% of expected expenditures	47.5%	40.0%	32.5%	25.0%	17.5%	10.0%
Expected Balance Remaining at 100% of expected Expenditures	41.7%	33.3%	25.0%	16.7%	8.3%	0.0%

This report is designed to provide a general overview of Nueces County’s finances for all those with an interest in the County’s finances at a specific point during the fiscal year. However, the reader should note that the report does not include those disclosures associated with, and usually made a part of, audited financial statements. Should you have any questions concerning this report, please do not hesitate to contact the County Auditor’s Office at (361) 888 - 0556.

Respectfully submitted,



Dale Atchley, CPA
Nueces County Auditor

FINANCIAL STATEMENTS
(Unaudited)

Nueces County, Texas
Balance Sheet
Governmental Funds
September 30, 2018

	<u>General Fund</u>	<u>Debt Service Fund</u>	<u>Capital Projects Fund</u>
Assets			
Cash & Cash Equivalents	\$ 15,748,382	\$ 98,377	\$ 16,968,350
Investments	5,483,191	1,767,001	17,617,190
Accounts Receivable	4,442,658	432,774	-
Due From Component Unit	97,071	-	-
Due From Other Funds	6,685,371	-	266,184
Prepays	294,575	-	-
Inventory	95,335	-	-
Total Assets	<u>\$ 32,846,583</u>	<u>\$ 2,298,152</u>	<u>\$ 34,851,723</u>
Liabilities and Fund Balances			
Liabilities			
Accounts Payable	\$ 6,197,017	\$ 750	\$ 295,791
Accrued Payroll Payable	2,721,254	-	-
Due to Other Funds	990,150	-	1,114
Unearned Revenue	3,055,111	512,876	-
Other Liabilities	42,856	-	-
Total Liabilities	<u>\$ 13,006,387</u>	<u>\$ 513,626</u>	<u>\$ 296,905</u>
Fund Balances			
Restricted	\$ -	\$ -	\$ 34,554,818
Committed	-	1,864,628	-
Unassigned	19,840,196	-	-
Total fund balances	<u>\$ 19,840,196</u>	<u>\$ 1,864,628</u>	<u>\$ 34,554,818</u>
Total liabilities and fund balances	<u>\$ 32,846,583</u>	<u>\$ 2,378,253</u>	<u>\$ 34,851,723</u>

**Nueces County, Texas
Balance Sheet
Governmental Funds
September 30, 2018**

Airport Fund	Coastal Parks Fund	Non Major Funds	Total Governmental Funds
\$ 154,765	\$ 778,492	\$ 20,866,154	\$ 54,614,521
-	345,071	8,476,049	33,688,501
-	1,950	5,599,848	10,477,230
-	-	-	97,071
(655)	(33,844)	(3,713,239)	3,203,817
793	10,508	76,410	382,285
5,886	17,869	(19,943)	99,147
\$ 160,789	\$ 1,120,046	\$ 31,285,278	\$ 102,562,571
\$ 3,715	\$ 150,060	\$ 6,661,260	\$ 13,308,593
2,202	43,271	432,880	3,199,607
2,366	47,240	512,306	1,553,176
8,700	-	4,310,493	7,887,179
-	-	351,979	394,835
\$ 16,983	\$ 240,571	\$ 12,268,918	\$ 26,343,389
\$ -	\$ -	\$ -	\$ 34,554,818
-	-	-	1,864,628
142,459	880,725	17,890,621	38,754,001
\$ 142,459	\$ 880,725	\$ 17,890,621	\$ 75,173,447
\$ 159,442	\$ 1,121,296	\$ 30,159,538	\$ 101,516,836

Nueces County, Texas
Statement of Revenues, Expenditures and Changes in Fund Balances
Governmental Funds
September 30, 2018

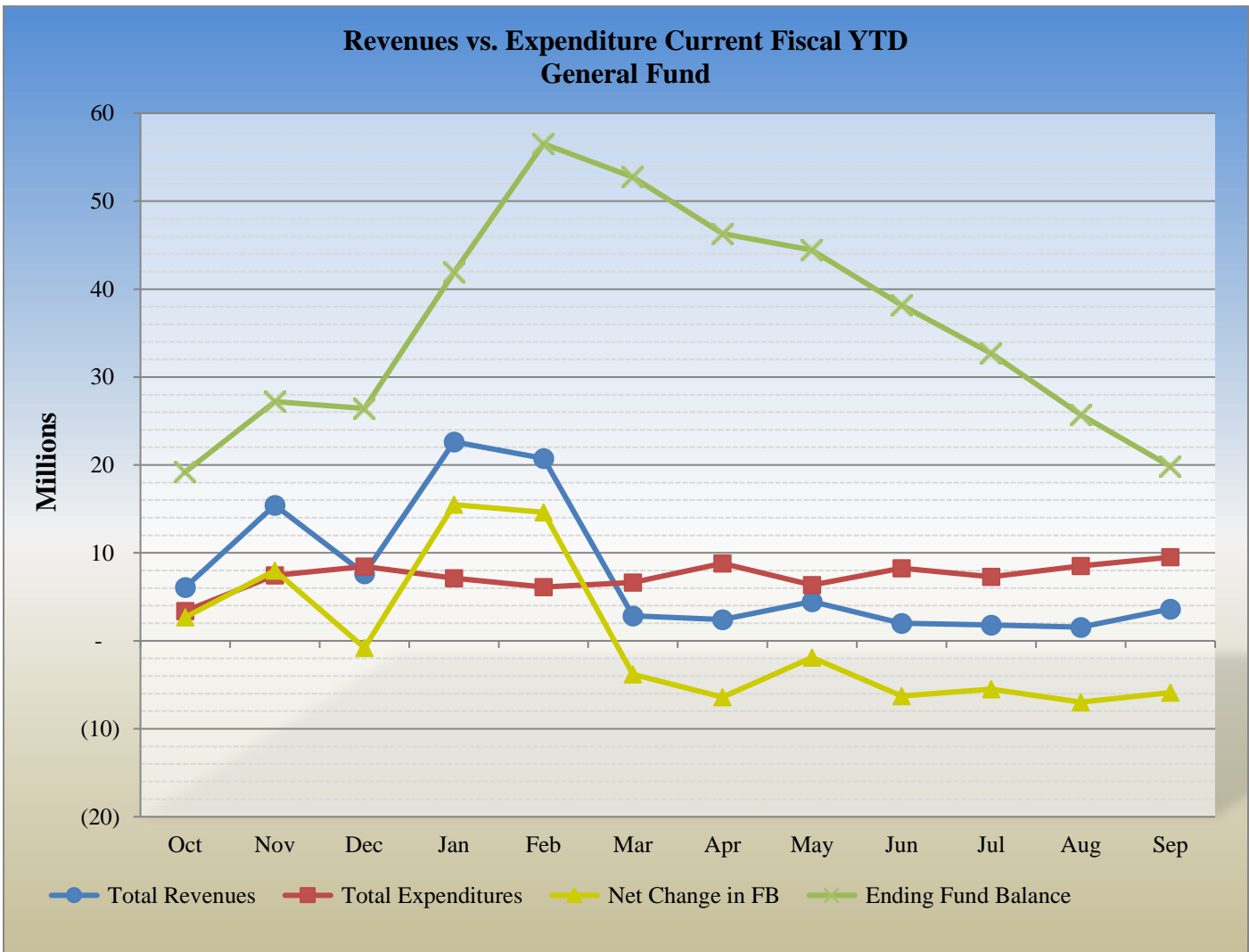
	General Fund	Debt Service Fund	Capital Projects Fund
Revenues			
Taxes	\$ 71,234,653	\$ 12,081,905	\$ -
Fees of Office	3,787,397	-	-
Fines & Forfeitures	1,274,978	-	-
Licenses & Permits	169,442	-	-
Motor Vehicle Services	4,263,613	-	-
Intergovernmental Revenues	4,953,381	-	3,000,000
Housing Inmates & Juveniles	424,355	-	-
Charges for Services	486,758	-	-
Interest & Investment Income	678,117	69,459	522,700
Rentals & commissions	804,891	-	106,731
Refunds & Reimbursements	1,707,056	750	1,406,161
Commodity Sales	-	-	-
Sale of Printed Materials	12,189	-	-
Other Income	132,022	-	180,000
Force Revenue (In-Kind)	-	-	-
Total Revenues	\$ 89,928,853	\$ 12,152,115	\$ 5,215,592
Expenditures			
Salaries	\$ 41,872,975	\$ -	\$ -
Salaries - Seasonal	-	-	-
Employee Benefits	16,543,727	-	-
Other Personnel Expenses	355,029	-	-
Office Expense & Supplies	1,174,636	-	151,233
Food & Kitchen Supplies	1,793,904	-	-
Telephone & Utilities	3,450,111	-	-
Maint & Repair - Equipment & Vehicles	1,202,256	-	80,678
Maint & Repair - Buildings & Grounds	2,034,137	-	534,589
Maint & Repair - Roads & Bridges	-	-	240,905
Professional Services	2,151,264	-	4,558,104
Special Personnel Services	3,922,994	-	-
Other Services & Charges	5,217,111	-	6,784,408
Other Expenses	426,188	14,190,514	34,858
Travel Expenses	198,564	-	9,252
Capital Outlay	502,696	-	210,824
Other Financing Uses	-	-	96,402
Agency Ledger Expenses	-	-	-
Total Expenditures	\$ 80,845,593	\$ 14,190,514	\$ 12,701,253
Other Financing Sources (Uses)			
Transfers - In	\$ 1,338,216	\$ 630,000	\$ 335,000
Transfers - Out	(7,092,168)	-	(2,001,847)
Bond Proceeds	-	-	4,900,000
Premium and Sale of Bonds	-	-	236,718
Sales of Assets	-	-	6,799,650
Total Other Financing Sources (Uses)	(5,753,952)	630,000	10,269,522
Net Change in Fund Balances	3,329,308	(1,408,400)	2,783,860
Fund Balance Beginning 10/01/2017	16,510,888	3,273,027	31,770,957
Fund Balance Ending 9/30/2018	\$ 19,840,196	\$ 1,864,628	\$ 34,554,818

Nueces County, Texas
Statement of Revenues, Expenditures and Changes in Fund Balances
Governmental Funds
September 30, 2018

Airport Fund	Coastal Parks Fund	Non Major Funds	Total Governmental Funds
\$ -	\$ -	\$ 1,060,897	\$ 84,377,456
-	-	970,972	4,758,370
-	-	140,588	1,415,565
-	312,634	31,400	513,476
-	-	3,357,251	7,620,864
-	106,165	7,980,275	16,039,820
-	-	38,999,360	39,423,715
-	-	422,436	909,194
2,264	18,390	337,581	1,628,512
90,588	1,052,603	49,852	2,104,666
167	29,820	244,509	3,388,462
9,444	31,087	0	40,530
-	-	-	12,189
(0)	610	1,770,979	2,083,611
-	-	43,367	43,367
\$ 102,463	\$ 1,551,309	\$ 55,409,465	\$ 164,359,797
\$ 40,394	\$ 756,573	\$ 6,253,837	\$ 48,924,292
-	-	-	514
17,489	300,998	2,584,975	19,447,703
-	6,480	269,876	631,903
343	24,948	356,798	1,708,479
-	-	47,569	1,841,995
18,699	416,116	460,798	4,346,247
325	73,480	997,078	2,354,341
19,957	219,179	1,422,238	4,230,627
-	-	2,636,254	2,877,686
11,076	75,046	1,758,443	8,554,463
-	-	-	3,923,527
6,973	350,656	40,759,259	53,118,948
1,333	59,679	582,372	15,295,496
379	357	57,483	266,589
-	77,841	1,284,421	2,076,344
-	-	-	96,987
-	-	-	595
\$ 116,967	\$ 2,361,353	\$ 59,471,401	\$ 169,696,735
\$ 79,880	\$ 1,420,000	\$ 7,791,918	\$ 11,595,014
(24,025)	(220,000)	(2,256,974)	(11,595,014)
-	-	-	4,900,483
-	-	-	237,202
-	2,735	33,720	6,836,590
55,855	1,202,735	5,568,664	11,974,275
41,350	392,692	1,506,728	6,645,538
101,109	488,034	16,383,893	68,527,908
\$ 142,459	\$ 880,725	\$ 17,890,621	\$ 75,173,447

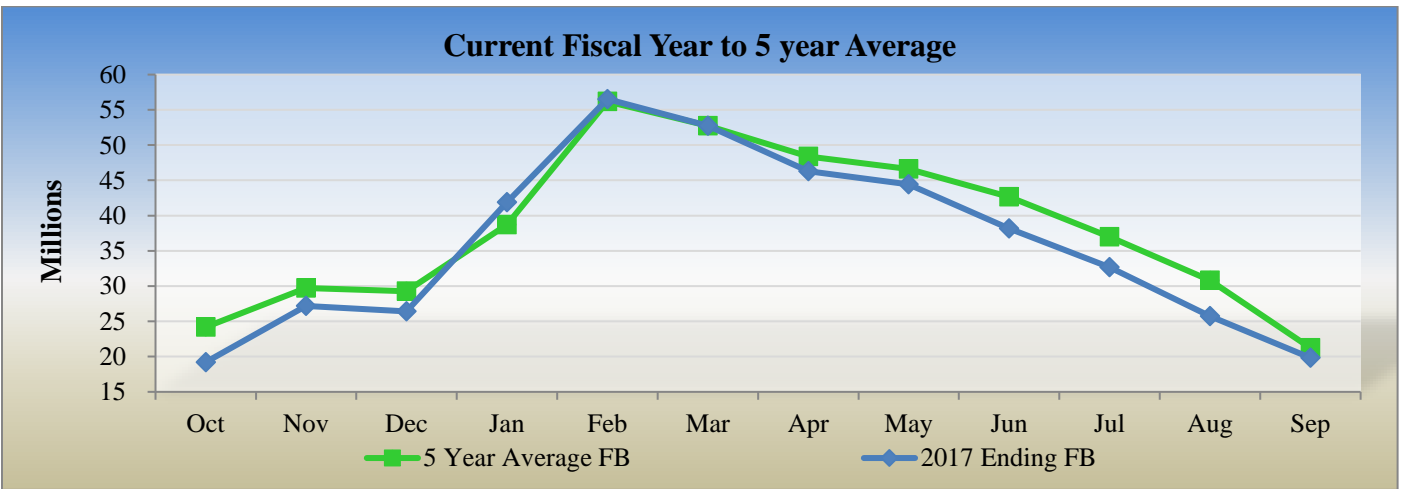
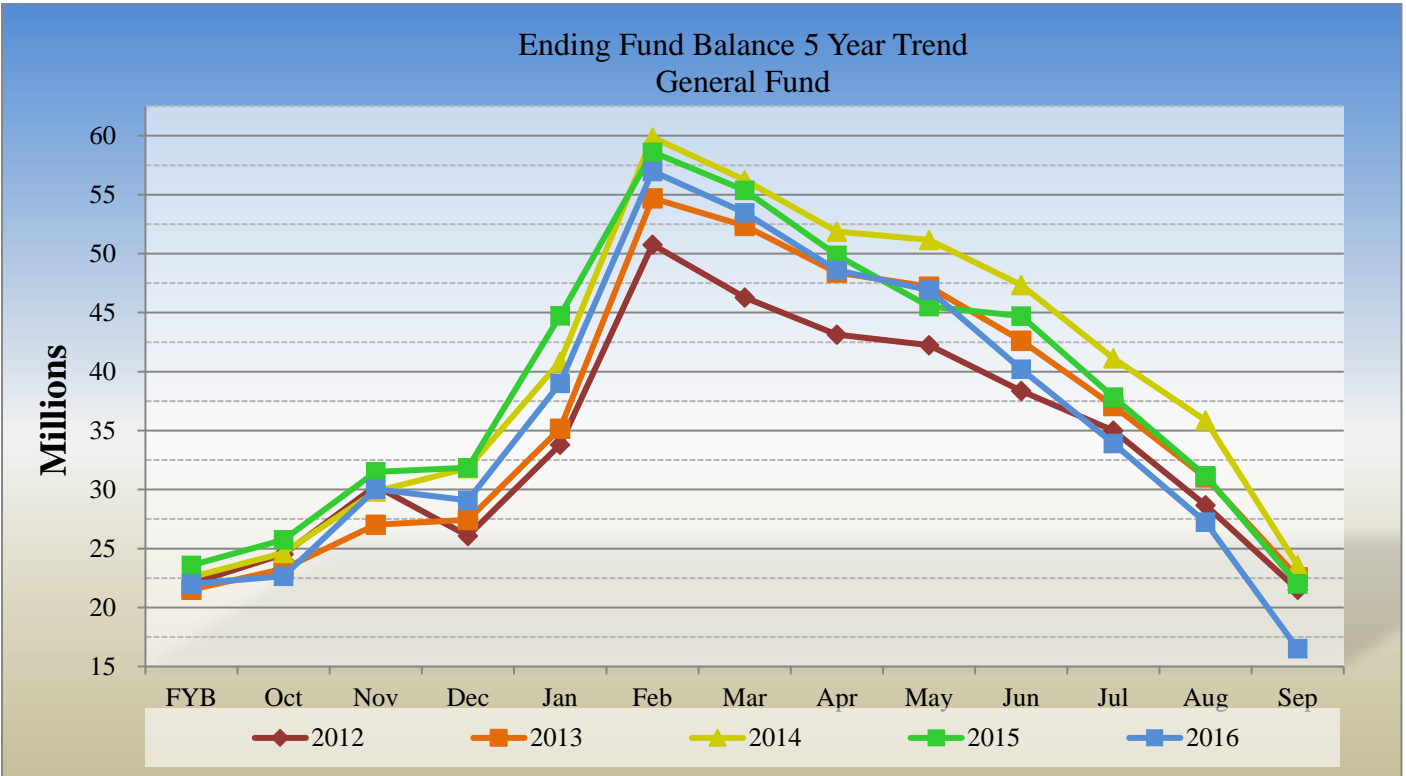
Nueces County, Texas
Change in Fund Balance-Current YTD
General Fund
September 30, 2018

Period	Oct	Nov	Dec	Jan	Feb	Mar	Apr	May	Jun	Jul	Aug	Sep
Starting FB	16,510,888	19,209,848	27,202,791	26,417,161	41,907,328	56,527,054	52,726,504	46,316,039	44,428,812	38,173,154	32,686,412	25,718,980
Revenues	6,081,337	15,431,049	7,662,606	22,631,675	20,740,664	2,841,270	2,416,250	4,453,169	1,999,693	1,810,283	1,562,256	2,298,601
Transfers In	-	-	-	-	-	-	-	851	2,250	-	-	1,335,115
Expenditures	3,371,898	6,012,277	8,442,188	7,140,231	6,119,135	6,639,511	6,072,286	6,338,677	8,256,914	6,428,628	8,529,688	7,494,162
Tranfers Out	10,478	1,425,830	6,049	1,276	1,803	2,309	2,754,429	2,571	687	868,397	-	2,018,338
Ending FB	19,209,848	27,202,791	26,417,161	41,907,328	56,527,054	52,726,504	46,316,039	44,428,812	38,173,154	32,686,412	25,718,980	19,840,196



Nueces County, Texas
Change in Fund Balance-Current and Previous 5 Years
General Fund
September 30, 2018

	FYB	Oct	Nov	Dec	Jan	Feb	Mar	Apr	May	Jun	Jul	Aug	Sep
2012	22,019,909	24,532,338	30,292,836	26,082,236	33,792,053	50,768,396	46,271,948	43,125,341	42,239,206	38,368,391	34,989,813	28,687,382	21,512,576
2013	21,512,576	23,272,262	27,017,199	27,430,224	35,155,635	54,699,299	52,365,673	48,406,222	47,196,902	42,609,300	37,081,867	31,033,777	22,576,705
2014	22,576,705	24,643,392	29,831,412	31,832,121	40,845,090	59,858,381	56,248,738	51,867,620	51,167,773	47,340,749	41,132,256	35,861,187	23,568,037
2015	23,568,037	25,743,350	31,499,712	31,840,057	44,741,446	58,614,455	55,365,701	49,873,338	45,519,118	44,720,218	37,856,992	31,164,598	22,001,648
2016	22,001,636	22,659,474	30,025,766	29,093,823	39,014,164	56,984,520	53,475,653	48,593,952	46,920,232	40,205,963	33,918,387	27,231,897	16,510,888
2017	16,510,888	19,209,848	27,202,791	26,417,161	41,907,328	56,527,054	52,726,504	46,316,039	44,428,812	38,173,154	32,686,412	25,718,980	19,840,196
5-Yr Avg	21,364,958	23,343,444	29,311,619	28,782,604	39,242,619	56,242,018	52,742,370	48,030,419	46,245,340	41,902,962	36,277,621	29,949,637	21,001,675



**Nueces County, Texas
Statement of Net Position
Internal Service Fund
September 30, 2018**

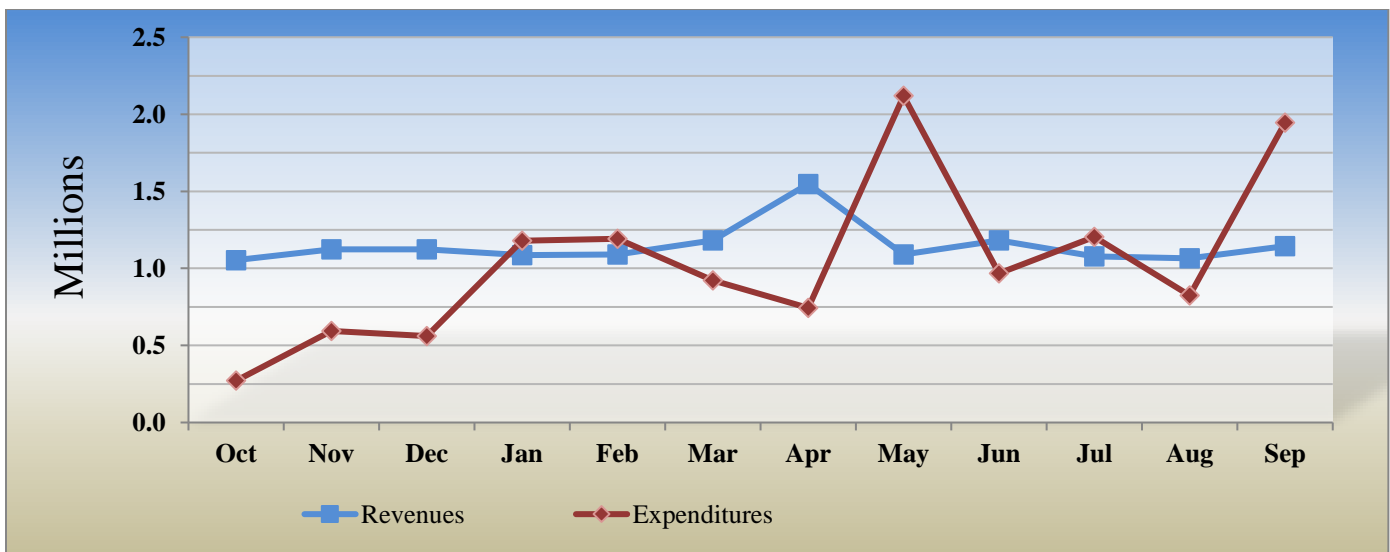
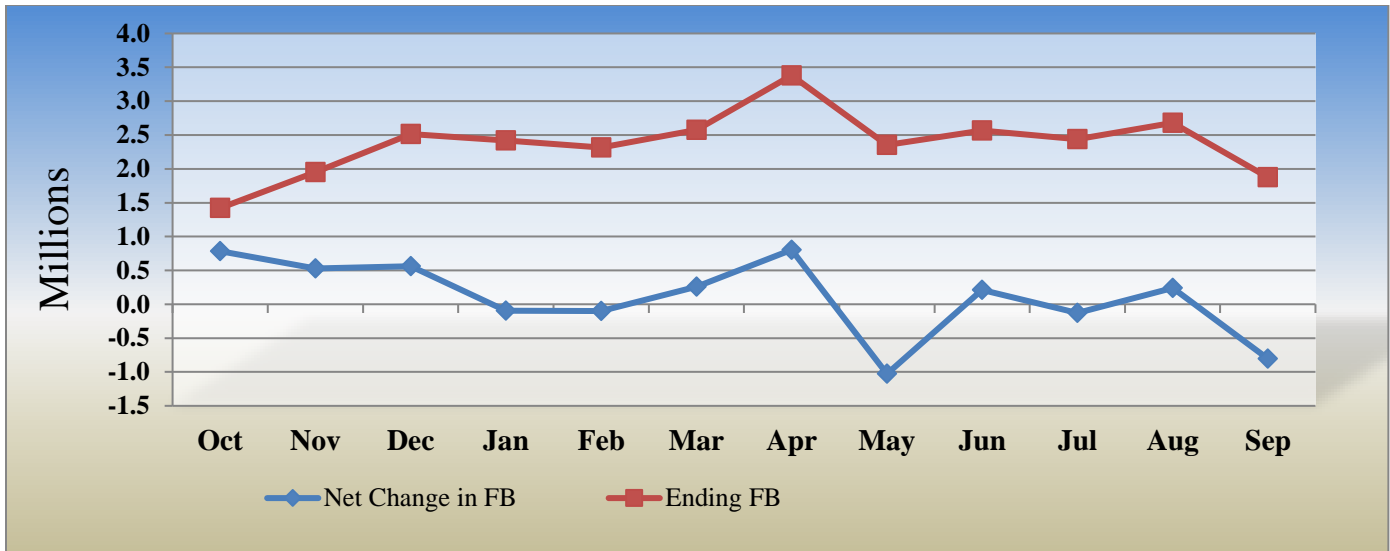
	<u>Workers Compensation</u>	<u>General Liability</u>	<u>Group Health</u>	<u>Total Internal Service Fund</u>
Assets				
Cash & Cash Equivalents	\$ 310,725	\$ 143,419	\$ 3,236,316	\$ 3,690,459
Investments	-	490,798	-	490,798
Accounts Receivable	-	-	39,335	39,335
Due From Other Funds	-	(9,521)	-	(9,521)
Total Assets	<u>\$ 310,725</u>	<u>\$ 624,696</u>	<u>\$ 3,275,651</u>	<u>\$ 4,211,071</u>
Liabilities and Net Position				
Liabilities				
Accounts Payable	\$ -	\$ 1,913	\$ 896,061	\$ 897,973
Due to Other Funds	-	-	1,480,778	1,480,778
Estimated Claims	-	(44,380)	-	(44,380)
Total Liabilities	<u>\$ -</u>	<u>\$ (42,467)</u>	<u>\$ 2,376,838</u>	<u>\$ 2,334,371</u>
Net Position				
Unassigned	<u>310,725</u>	<u>667,163</u>	<u>898,813</u>	<u>1,876,700</u>
Total Net Position	<u>310,725</u>	<u>667,163</u>	<u>898,813</u>	<u>1,876,700</u>
Total liabilities and fund balances	<u>\$ 310,725</u>	<u>\$ 624,696</u>	<u>\$ 3,275,651</u>	<u>\$ 4,211,071</u>

Nueces County, Texas
Statement of Revenue, Expenditures and Changes in Net Position
Internal Service Fund
September 30, 2018

	<u>Workers Compensation</u>	<u>General Liability</u>	<u>Group Health</u>	<u>Total Internal Service Fund</u>
Revenues				
Charges for Services	\$ 460,904	\$ 1,428,363	\$ 11,473,868	\$ 13,363,136
Intergovernmental Revenue	-	\$ -	\$ -	\$ -
Interest & Investment Income	10,768	26,281	27,568	64,616
Refunds & Reimbursements	-	-	30,385	30,385
Other Income	-	15,377	292,093	307,470
Total Revenues	<u>\$ 471,671</u>	<u>\$ 1,470,021</u>	<u>\$ 11,823,914</u>	<u>\$ 13,765,607</u>
Expenditures				
Office Expense & Supplies	\$ -	\$ -	\$ -	\$ -
Maint & Repair - Equipment & Vehicles	-	3,256	-	3,256
Professional Services	-	-	9,833,330	9,833,330
Other Services & Charges	375,799	1,085,441	461,739	1,922,979
Capital Outlay	-	25,007	-	25,007
Insurance Admin Costs	-	-	728,061	728,061
Total Expenditures	<u>\$ 375,799</u>	<u>\$ 1,128,537</u>	<u>\$ 11,023,131</u>	<u>\$ 12,527,467</u>
Other Financing Sources (Uses)				
Transfers-In	\$ -	\$ -	\$ -	\$ -
Transfers-Out	-	-	-	-
Total Other Financing Sources (Uses)	<u>-</u>	<u>-</u>	<u>-</u>	<u>-</u>
Change in Net Position	\$ 95,872	\$ 341,484	\$ 800,784	\$ 1,238,140
Net Position Beginning 10/01/2017	<u>214,852</u>	<u>325,679</u>	<u>98,029</u>	<u>638,560</u>
Net Position Ending 9/30/2018	<u><u>\$ 310,725</u></u>	<u><u>\$ 667,163</u></u>	<u><u>\$ 898,813</u></u>	<u><u>\$ 1,876,700</u></u>

Nueces County, Texas
Change in Fund Balance – Current YTD
Internal Service Fund
September 30, 2018

Period	Oct	Nov	Dec	Jan	Feb	Mar	Apr	May	Jun	Jul	Aug	Sep
Starting FB	638,560	1,421,155	1,951,415	2,513,581	2,418,739	2,317,281	2,575,994	3,379,990	2,351,682	2,564,824	2,437,720	2,679,359
Revenues	1,053,736	1,123,289	560,936	1,180,527	1,191,174	922,617	744,088	2,119,300	968,508	1,204,995	824,349	1,946,804
Transfers In	-	-	-	-	-	-	-	-	-	-	-	-
Expenditures	271,141	593,029	560,936	1,180,527	1,191,174	922,617	744,088	2,119,300	968,508	1,204,995	824,349	1,946,804
Transfers Out	-	-	-	-	-	-	-	-	-	-	-	-
Ending FB	1,421,155	1,951,415	2,513,581	2,418,739	2,317,281	2,575,994	3,379,990	2,351,682	2,564,824	2,437,720	2,679,359	1,876,700



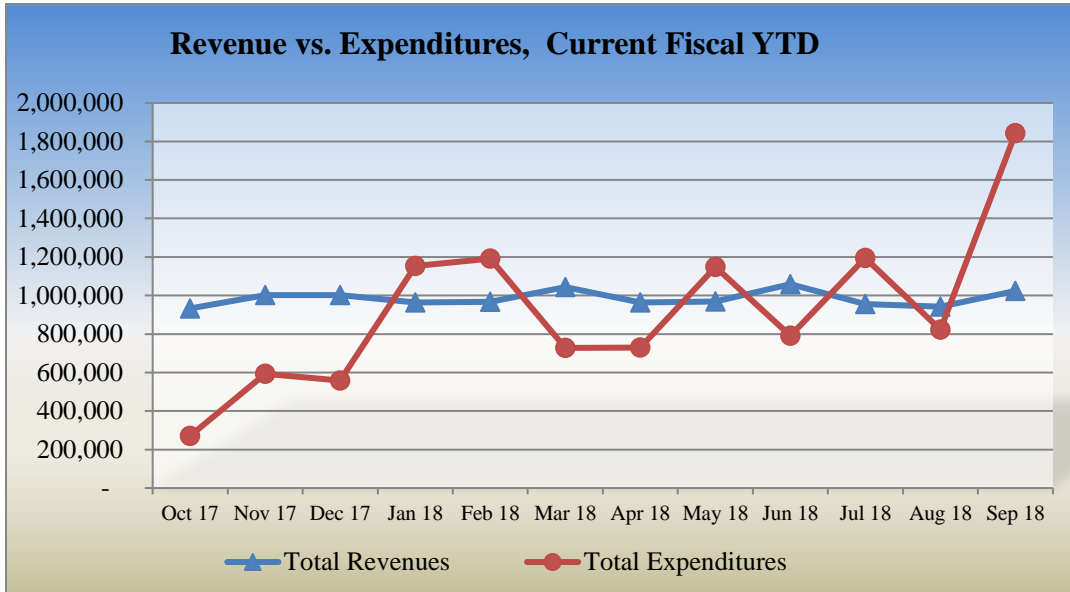
Nueces County, Texas
Comparison of Current Year to Prior Year Revenues
September 2017 vs. September 2018
Group Health

	2017 - 2018 Current Year-to-Date <u>Actual</u>	2016 - 2017 Prior Year-to-Date <u>Actual</u>	Increase (Decrease)	Current to Prior Year Percent Change
Charges for Services	\$ 11,473,868	\$ 10,434,837	\$ 1,039,032	10%
Interest & Investment Income	27,568	5,629	21,939	390%
Intergovernmental Revenue	-	2,363,359	(2,363,359)	-100%
Other Income	292,093	837,289	(545,196)	-65%
Refunds & Reimbursements	30,385	50,571	(20,186)	-40%
Transfers-In	-	250,000	(250,000)	-100%
Total Revenues	<u>\$ 11,823,914</u>	<u>\$ 13,941,685</u>	<u>\$ (2,117,771)</u>	-15%

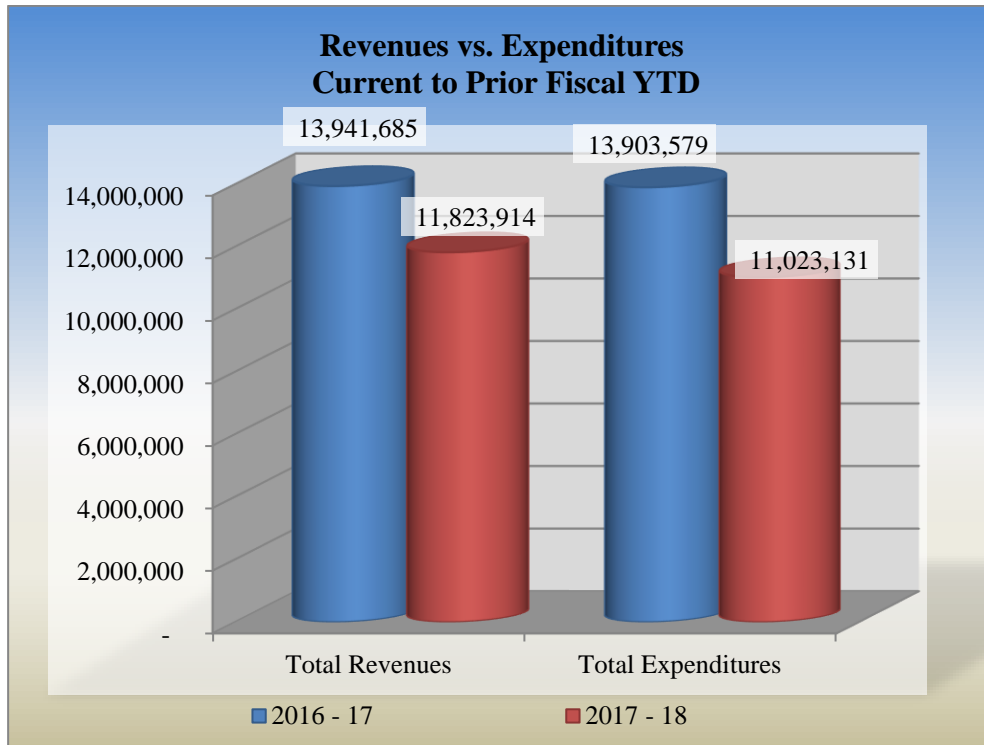
Nueces County, Texas
Comparison of Current Year to Prior Year Expenses
September 2017 vs. September 2018
Group Health

	2017 - 2018 Current Year-to-Date <u>Actual</u>	2016 - 2017 Prior Year-to-Date <u>Actual</u>	Increase (Decrease)	Current to Prior Year Percent Change
Insurance Fund Costs	\$ 728,061	\$ 718,928	\$ 9,133	1%
Other Services and Charges	461,739	519,185	(57,446)	-11%
Professional Services	9,833,330	12,665,465	(2,832,135)	-22%
Total Expenditures	<u>\$ 11,023,131</u>	<u>\$ 13,903,579</u>	<u>\$ (2,880,448)</u>	-21%
Net Income / (Loss)	<u>\$ 800,784</u>	<u>\$ 38,106</u>	<u>\$ 762,678</u>	<u>2001%</u>

Nueces County, Texas
Monthly and Year to Prior Year
Comparison Charts
Group Health Fund
2017 - 2018 Individual Month Comparison



Fiscal Period	Oct 17	Nov 17	Dec 17	Jan 18	Feb 18	Mar 18	Apr 18	May 18	Jun 18	Jul 18	Aug 18	Sep 18
Revenues	932,782	1,002,127	1,001,542	963,675	967,412	1,043,341	964,289	968,545	1,058,545	955,167	942,167	1,024,323
Expenditures	271,041	593,029	558,183	1,153,648	1,190,674	728,343	729,017	1,148,316	790,296	1,195,201	822,925	1,842,458



BUDGET STATUS
REVENUE
(Unaudited)

Nueces County, Texas
Statement of Revenues Budget to Actual
General Fund
September 30, 2018

	Original FY 2017/18 Budget	Adjusted FY 2017/18 Budget	Year to Date Activity	Remaining Balance	Percent of Budget Collected
Taxes					
Current Property Taxes	\$ 68,559,048	\$ 68,559,048	\$ 67,812,446	\$ 746,602	98.9%
Delinquent Property Taxes	1,410,000	1,410,000	2,383,075	(973,075)	169.0%
Penalties & Interest	715,000	715,000	699,702	15,298	97.9%
Other Taxes	443,000	443,000	339,431	103,569	76.6%
Fees of Office	3,653,600	3,653,600	3,787,397	(133,797)	103.7%
Fines and Forfeitures	1,595,000	1,595,000	1,274,978	320,022	79.9%
Licenses and Permits	120,000	120,000	169,442	(49,442)	141.2%
Motor Vehicle Services	4,100,000	4,100,000	4,263,613	(163,613)	104.0%
Intergovernmental Revenue	5,275,000	5,275,000	4,953,381	321,619	93.9%
Housing Inmates	300,000	300,000	424,355	(124,355)	141.5%
Charges for Services	500,000	500,000	486,758	13,242	97.4%
Investment Income	200,000	200,000	678,117	(478,117)	339.1%
Rental & Commissions	610,000	610,000	804,891	(194,891)	131.9%
Refunds & Reimbursements	155,000	155,000	1,707,056	(1,552,056)	1101.3%
Sale of Printed Materials	12,000	12,000	12,189	(189)	101.6%
Other Income	119,500	119,500	132,022	(12,522)	110.5%
Sale of Assets	-	-	-	-	0.0%
Transfers In	1,356,169	1,356,169	1,338,216	17,953	98.7%
Total General Fund Revenues	\$ 89,123,317	\$ 89,123,317	\$ 91,267,070	\$ (2,143,753)	102.4%

Comparison of Current Year to Prior Year Revenues
General Fund
September 2017 vs September 2018

	2017-2018 Fiscal Year to Date Actual	2016-2017 Prior Year to Date Actual	Increase (Decrease)	Current to Prior Year Percentage Change
Taxes				
Current Property Taxes	\$ 67,812,446	\$ 65,648,623	\$ 2,163,823	3.3%
Delinquent Property Taxes	2,383,075	1,313,671	1,069,404	81.4%
Penalties & Interest	699,702	670,083	29,619	4.4%
Other Taxes	339,431	420,187	(80,757)	-19.2%
Fees of Office	3,787,397	3,640,730	146,667	4.0%
Fines and Forfeitures	1,274,978	1,290,318	(15,340)	-1.2%
Licenses and Permits	169,442	147,219	22,224	15.1%
Motor Vehicle Services	4,263,613	4,227,268	36,345	0.9%
Intergovernmental Revenue	4,953,381	5,163,262	(209,881)	-4.1%
Housing Inmates	424,355	501,666	(77,312)	-15.4%
Charges for Services	486,758	431,537	55,221	12.8%
Investment Income	678,117	279,231	398,886	142.9%
Rental & Commissions	804,891	687,441	117,450	17.1%
Refunds & Reimbursements	1,707,056	190,846	1,516,210	794.5%
Sale of Printed Materials	12,189	9,913	2,277	23.0%
Other Income	132,022	66,807	65,215	97.6%
Sale of Assets	-	214	(214)	-100.0%
Transfers In	1,338,216	1,248,027	90,189	7.2%
Total General Fund Revenues	\$ 91,267,070	\$ 85,937,043	\$ 5,330,027	6.2%

Nueces County, Texas
Statement of Revenues Budget to Actual
Road and Bridge Fund
September 30, 2018

Road & Bridge	Original FY 2017 / 18 Budget	Adjusted FY 2017 / 18 Budget	Year to Date Activity	Remaining Balance	Percent of Budget Collected
Taxes					
Current Property Taxes	\$ 1,043,235	\$ 1,043,235	\$ 1,013,719	\$ 29,516	97%
Delinquent Property Taxes	23,000	23,000	35,804	(12,804)	155.7%
Penalties & Interest	11,000	11,000	11,044	(44)	100.4%
Other Taxes	600	600	330	270	54.9%
Licenses and Permits	7,000	7,000	-	7,000	0.0%
Motor Vehicle Services	3,260,000	3,260,000	3,357,251	(97,251)	103.0%
Intergovernmental Revenue	180,000	180,000	164,413	15,587	91.3%
Investment Income	15,000	15,000	23,377	(8,377)	155.8%
Refunds & Reimbursements	2,500	2,500	10,527	(8,027)	421.1%
Other Income	-	-	207	(207)	0.0%
Transfers In	2,076,000	2,076,000	2,094,057	(18,057)	100.9%
Subtotal Road & Bridge Revenues	\$ 6,618,335	\$ 6,618,335	\$ 6,710,729	\$ (92,394)	101.4%
Engineering					
Investment Income	\$ -	\$ -	\$ 634	\$ (634)	0.0%
Transfers In	589,686	589,686	627,799	(38,113)	106.5%
Subtotal Engineering	\$ 589,686	\$ 589,686	\$ 628,433	\$ (38,747)	106.6%
Road Right of Way					
Investment Income	\$ -	\$ -	\$ 797	\$ (797)	0.0%
Transfers In	-	-	-	-	0.0%
Subtotal Road Right of Way	\$ -	\$ -	\$ 797	\$ (797)	
Total Road & Bridge Revenues	\$ 7,208,021	\$ 7,208,021	\$ 7,339,959	\$ (131,938)	101.8%

Comparison of Current Year to Prior Year Revenues
Road and Bridge Fund
September 2017 vs September 2018

Road & Bridge	2017 - 18 Fiscal Year to Date Actual	2016 - 17 Prior Year to Date Actual	Increase (Decrease)	Current to Prior Year Percentage Change
Taxes				
Current Property Taxes	\$ 1,013,719	\$ 985,523	\$ 28,196	2.9%
Delinquent Property Taxes	35,804	20,063	15,740	78.5%
Penalties & Interest	11,044	10,124	921	9.1%
Other Taxes	330	-	330	0.0%
Licenses and Permits	-	427	(427)	-100.0%
Motor Vehicle Services	3,357,251	3,121,567	235,684	7.6%
Intergovernmental Revenue	164,413	155,612	8,802	5.7%
Investment Income	24,808	24,006	802	3.3%
Refunds & Reimbursements	10,527	6,083	4,443	73.0%
Other Income	207	74	133	181.0%
Transfers In	2,721,856	3,102,760	(380,904)	-12.3%
Sale of Assets	-	-	-	0.0%
Total Road & Bridge Revenues	\$ 7,339,959	\$ 7,426,238	\$ (86,279)	-1.2%

Nueces County, Texas
Statement of Revenues Budget to Actual
Inland and Coastal Parks
September 30, 2018

	Original FY 2017 / 18 Budget	Adjusted FY 2017 / 18 Budget	Year to Date Activity	Remaining Balance	Percent of Budget Collected
<u>Inland Parks</u>					
Investment Income	\$ 2,000	\$ 2,000	\$ 6,287	\$ (4,287)	314.4%
Refunds & Reimbursements	-	-	166	(166)	0.0%
Operating Transfers-In	<u>1,667,216</u>	<u>1,667,216</u>	<u>1,624,121</u>	<u>43,095</u>	97.4%
Total - Inland Parks	\$ <u>1,669,216</u>	\$ <u>1,669,216</u>	\$ <u>1,630,574</u>	\$ <u>38,642</u>	97.7%
<u>Coastal Parks</u>					
Licenses & Permits	\$ -	\$ -	\$ 312,634	\$ (312,634)	0.0%
Intergovernmental Revenues	110,000	110,000	106,165	3,836	96.5%
Investment Income	9,000	9,000	18,390	(9,390)	204.3%
Rentals & Commissions	480,000	480,000	1,800	478,200	0.4%
Padre Balli Park	185,000	185,000	425,940	(240,940)	230.2%
I.B. Magee Park	285,000	285,000	108,397	176,603	38.0%
Refunds & Reimbursements	500	500	29,820	(29,320)	5964.0%
Padre Balli-Commodity Sales	6,250	6,250	1,595	4,655	25.5%
I.B. Magee-Commodity Sales	-	-	30	(30)	0.0%
Other Income	500	500	(81)	581	-16.3%
Sale of Assets	-	-	2,735	(2,735)	0.0%
Operating Transfers-In	<u>1,607,000</u>	<u>1,607,000</u>	<u>1,420,000</u>	<u>187,000</u>	88.4%
Subtotal - Coastal Parks	\$ <u>2,683,250</u>	\$ <u>2,683,250</u>	\$ <u>2,427,425</u>	\$ <u>255,825</u>	90.5%
<u>Beach Improvements</u>					
Rentals & Commissions	<u>\$ 135,000</u>	<u>\$ 135,000</u>	<u>\$ 108,026</u>	<u>\$ 26,974</u>	80.0%
Subtotal - Beach Improvements	\$ <u>135,000</u>	\$ <u>135,000</u>	\$ <u>108,026</u>	\$ <u>26,974</u>	80.0%
<u>Pier Fund</u>					
Rentals & Commissions	\$ 10,000	\$ 10,000	\$ 15,766	\$ (5,766)	157.7%
Padre Balli Park	260,000	260,000	392,675	(132,675)	151.0%
Refunds & Reimbursements	7,500	7,500	-	7,500	0.0%
Padre Balli - Commodity Sales	32,000	32,000	29,461	2,539	92.1%
Other Income	-	-	692	(692)	0.0%
Subtotal - Pier Fund	\$ <u>309,500</u>	\$ <u>309,500</u>	\$ <u>438,593</u>	\$ <u>(129,093)</u>	141.7%
Total Coastal Parks	\$ <u>3,127,750</u>	\$ <u>3,127,750</u>	\$ <u>2,974,044</u>	\$ <u>153,706</u>	95%

Nueces County, Texas
Comparison of Current Year to Prior Year Revenues
Inland and Coastal Parks
September 2017 vs September 2018

	2017 - 18 Fiscal Year to Date	2016 - 17 Prior Year to Date	Increase (Decrease)	Current to Prior Year Percentage Change
<u>Inland Parks</u>	<u>Actual</u>	<u>Actual</u>	<u>(Decrease)</u>	<u>Change</u>
Investment Income	\$ 6,287	\$ 3,779	\$ 2,509	66%
Operating Transfers-In	1,624,121	1,614,640	9,481	1%
Other Income	-	-	-	0%
Refunds & Reimbursements	<u>166</u>	<u>1,174</u>	<u>(1,009)</u>	-86%
Total - Inland Parks	<u>\$ 1,630,574</u>	<u>\$ 1,619,593</u>	<u>\$ 10,981</u>	1%
<u>Coastal Parks</u>				
Licenses & Permits	\$ 312,634	\$ 288,371	\$ 24,263	8%
Intergovernmental Revenues	106,165	135,949	(29,785)	-22%
Investment Income	18,390	5,403	12,987	240%
Rentals & Commissions	1,800	1,800	-	0%
Padre Balli Park	425,940	292,375	133,565	46%
I.B. Magee Park	108,397	397,306	(288,910)	-73%
Refunds & Reimbursements	29,820	8,839	20,981	237%
Padre Balli-Commodity Sales	1,595	847	748	88%
I.B. Magee-Commodity Sales	30	1,156	(1,126)	-97%
Other Income	(81)	640	(722)	-113%
Operating Transfers-In	2,735	587	2,148	366%
Operating Transfers-In	<u>1,420,000</u>	<u>1,207,000</u>	<u>213,000</u>	18%
Subtotal - Coastal Parks	<u>\$ 2,427,425</u>	<u>\$ 2,340,275</u>	<u>\$ 87,150</u>	4%
<u>Beach Improvements</u>				
Rentals & Commissions	\$ 108,026	\$ 156,984	\$ (48,958)	-31%
Sale of Assets	<u>\$ -</u>	<u>\$ 14,700</u>	<u>\$ (14,700)</u>	-100%
Subtotal - Beach Improvements	<u>\$ 108,026</u>	<u>\$ 156,984</u>	<u>\$ (48,958)</u>	-31%
<u>Pier Fund</u>				
Rentals & Commissions	\$ 15,766	\$ 15,958	\$ (193)	-1%
Padre Balli Park	392,675	310,633	82,042	26%
Refunds & Reimbursements	-	-	-	0%
Padre Balli - Commodity Sales	29,461	22,815	6,646	29%
Other Income	<u>692</u>	<u>(50)</u>	<u>742</u>	0%
Subtotal - Pier Fund	<u>\$ 438,593</u>	<u>\$ 349,356</u>	<u>\$ 89,237</u>	26%
Total Coastal Parks	<u>\$ 2,974,044</u>	<u>\$ 2,853,964</u>	<u>\$ 120,080</u>	4%

Nueces County, Texas
Statement of Revenues Budget to Actual
Airport Fund
September 30, 2018

	Original FY 2017 / 18 Budget	Adjusted FY 2017 / 18 Budget	Year to Date Activity	Remaining Balance	Percent of Budget Collected
4610 Investment Income	\$ 150	\$ 150	\$ 2,264	\$ (2,114)	1509%
4711 Rent Hangar 1	1,860	1,860	1,860	-	100%
4712 Rent Hangar 2	1,860	1,860	1,860	-	100%
4713 Rent Hangar 3	1,860	1,860	1,860	-	100%
4714 Rent Hangar 4	1,860	1,860	1,860	-	100%
4715 Rent Hangar 5	1,860	1,860	1,860	-	100%
4716 Rent Hangar 6	1,860	1,860	1,860	-	100%
4717 Rent Hangar 7	1,860	1,860	1,860	-	100%
4718 Rent Hangar 8	1,860	1,860	1,860	-	100%
4719 Rent Hangar 9	1,860	1,860	1,860	-	100%
4720 Rent Hangar 10	1,860	1,860	1,860	-	100%
4700 Rent Hangar 11	2,700	2,700	2,700	-	100%
4701 Rent Hangar 12	2,700	2,700	2,700	-	100%
4704 Rent Hangar 13	2,700	2,700	2,700	-	100%
4723 Rent Hangar 14	2,700	2,700	2,700	-	100%
4724 Rent Hangar 15	2,700	2,700	2,475	225	92%
4731 Rent Hangar 16	2,700	2,700	2,700	-	100%
4732 Rent Hangar 17	2,700	2,700	2,700	-	100%
4733 Rent Hangar 18	2,700	2,700	2,700	-	100%
4734 Rent Hangar 19	2,700	2,700	2,475	225	92%
4735 Rent Hangar 20	2,700	2,700	2,700	-	100%
4726 Rent Hangar Space H2	-	-	7,059	(7,059)	0%
4726 Rent Hangar Space M1	1,140	1,140	-	1,140	0%
4727 Rent Hangar Space M2	1,140	1,140	-	1,140	0%
4728 Rent Hangar Space M3	11,340	11,340	10,932	408	96%
4729 Rent Hangar Space M4	1,140	1,140	760	380	67%
4730 Rent Hangar Space M5	1,140	1,140	1,140	-	100%
4736 Rent - Williams Hangar	13,500	13,500	13,500	-	100%
4709 Farm Land Rent	13,950	13,950	10,379	3,571	74%
4710 Private Hangars (3)	3,167	3,167	-	3,167	0%
4863 Late Fees	-	-	1,668	(1,668)	0%
Other Service charges	300	300	167	133	56%
Commodity Sales	11,000	11,000	9,444	1,556	86%
Transfers In	79,880	79,880	79,880	-	100%
Overage (Shortage)	-	-	-	-	0%
Total Airport	<u>\$ 183,447</u>	<u>\$ 183,447</u>	<u>\$ 182,343</u>	<u>\$ 1,104</u>	99%

Commodity Sales Detail

4815 Aviation Fuel Sales - Cash	\$ 441
4739 Aviation Fuel Sales - Credit Card	109,822
4816 Cost of Sales	(90,103)
4831 Credit Card Sales Charges	(10,716)
Total Commodity Sales	<u>\$ 9,444</u>

BUDGET STATUS
EXPENDITURES
(Unaudited)

**Nueces County, Texas
Top Spenders
September 30, 2018**

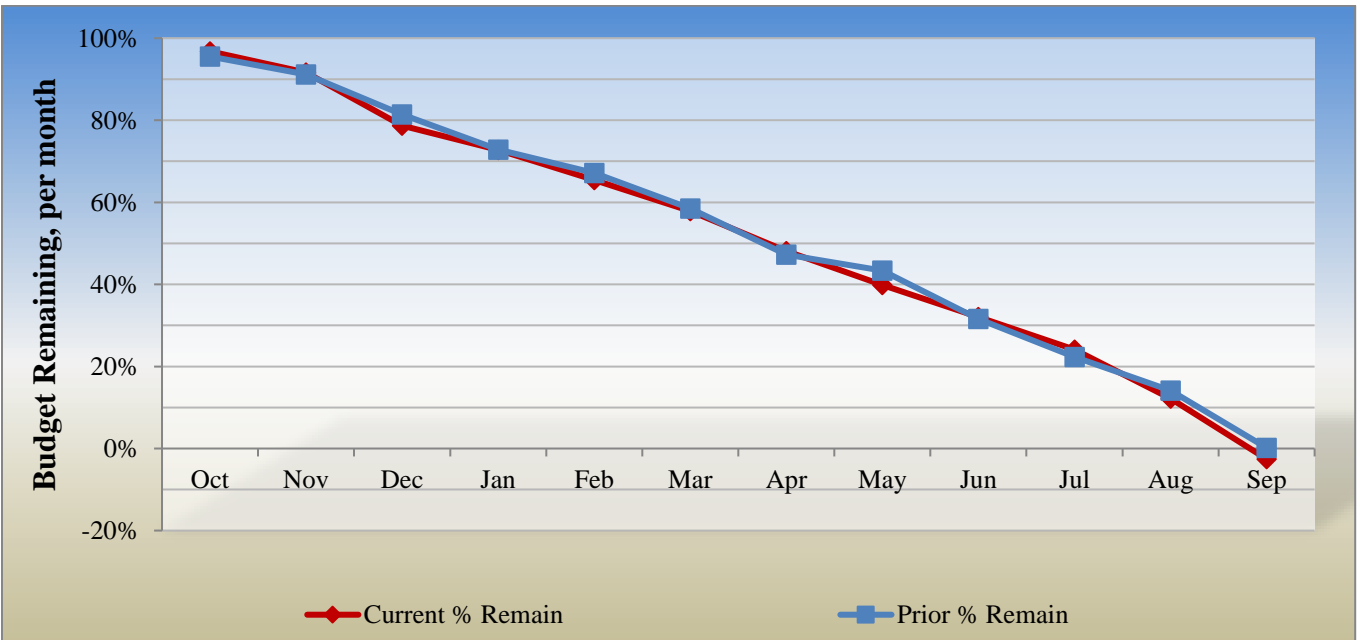
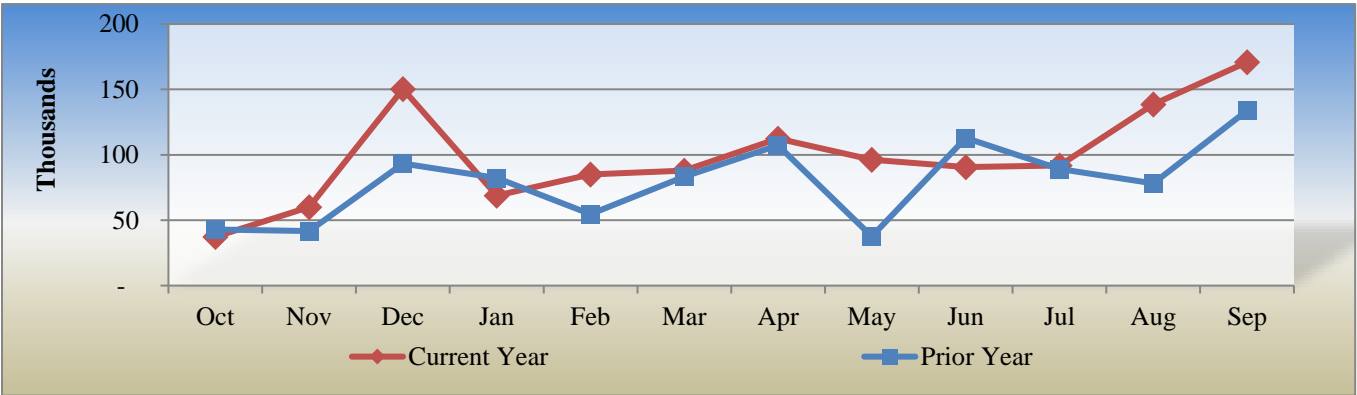
	Department	Expected Fiscal YTD	Actual Expense YTD	Spent/Expected	PCT Available	Tier	Rank
3150	County Court at Law 5	\$ 773,519	\$ 788,658	102%	32%	1	1
3380	347th District Court	435,423	457,719	105%	30%	1	2
3810	Constable 1	525,317	580,076	110%	26%	1	3
3720	Jail	10,234,357	11,184,091	109%	27%	1	4
3330	105th District Court	306,549	311,658	102%	32%	2	1
3250	Magistrate/ DWI Drug Court	177,598	195,087	110%	27%	2	2
1122	Grants Administration	164,401	180,963	110%	27%	2	3
5330	Animal Control	225,525	245,997	109%	27%	2	4
5100	Emergency Services	23,200	24,320	105%	30%	3	1
1520	Bishop Building	27,700	31,064	112%	25%	3	2
3305	Title IV-D Court	116,912	127,864	109%	27%	3	3
1125	Risk Management	124,190	120,586	97%	35%	3	4

NOTE: For this list, the departments are first ranked by the size of their total budget amounts and divided into three tiers. The 3 tiers consist of the top, middle and bottom thirds of total budget amounts. There are between 33 and 34 departments in each tier. Within each tier, this list displays the four departments with the highest percentage of budget spent for the current fiscal year to date. The proceeding three pages then display additional detail on the top spender from each of the tiers. These pages display the amount spent per month for the current and prior fiscal year compared to an average rate of budgeted expenditures for the fiscal year. The top graph on these pages displays the total amount spent per month, while the bottom graph shows the percentage of budget spent each month.

**Nueces County, Texas
Top Spender-Tier 1
September 30, 2018**

3150 County Court at Law 5
Period Amounts

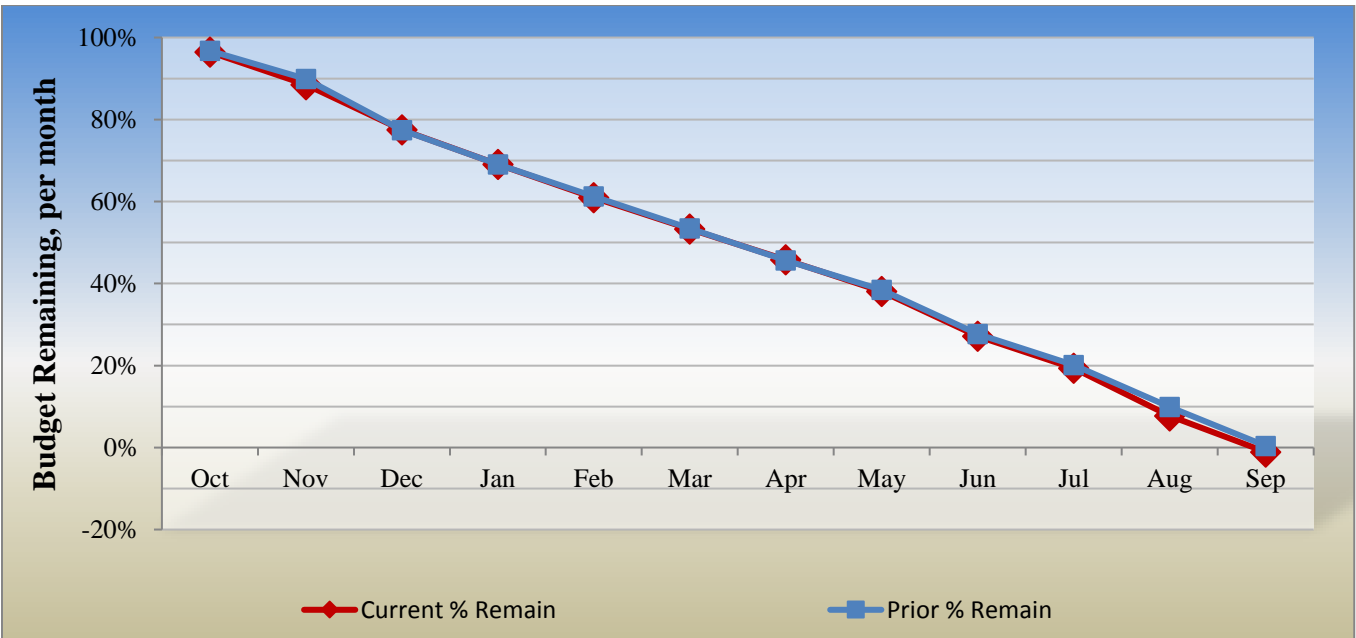
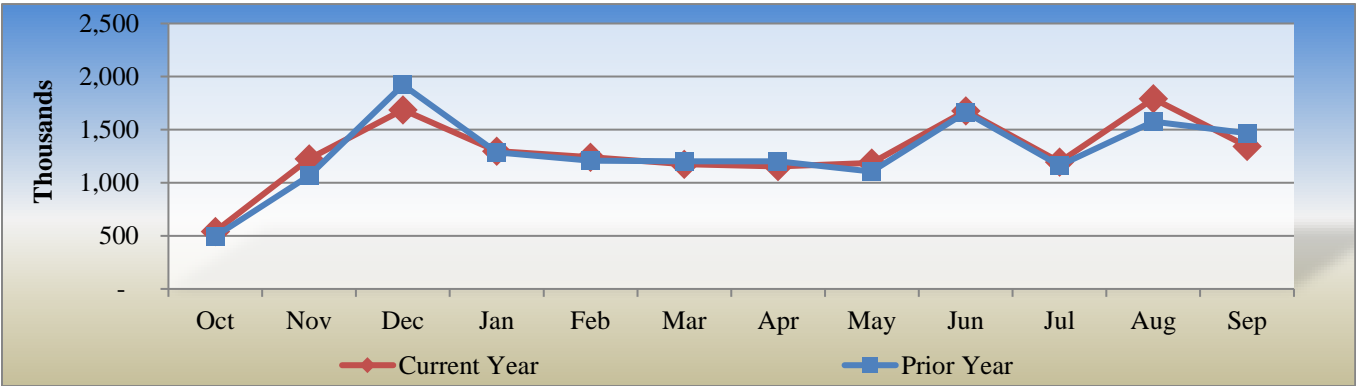
Fiscal Period	Oct	Nov	Dec	Jan	Feb	Mar	Apr	May	Jun	Jul	Aug	Sep
Current Year	37,298	59,950	150,196	68,941	84,932	88,038	112,360	96,240	90,704	91,859	138,500	170,849
Prior Year	42,913	41,629	93,378	82,398	54,612	83,321	107,345	37,601	112,937	89,231	78,250	133,813
Current Expected	87,021	87,021	87,021	87,021	87,021	87,021	87,021	87,021	87,021	87,021	87,021	87,021
Prior Expected	71,935	71,935	71,935	71,935	71,935	71,935	71,935	71,935	71,935	71,935	71,935	71,935



**Nueces County, Texas
Top Spender-Tier 1
September 30, 2018**

3720 Jail
Period Amounts

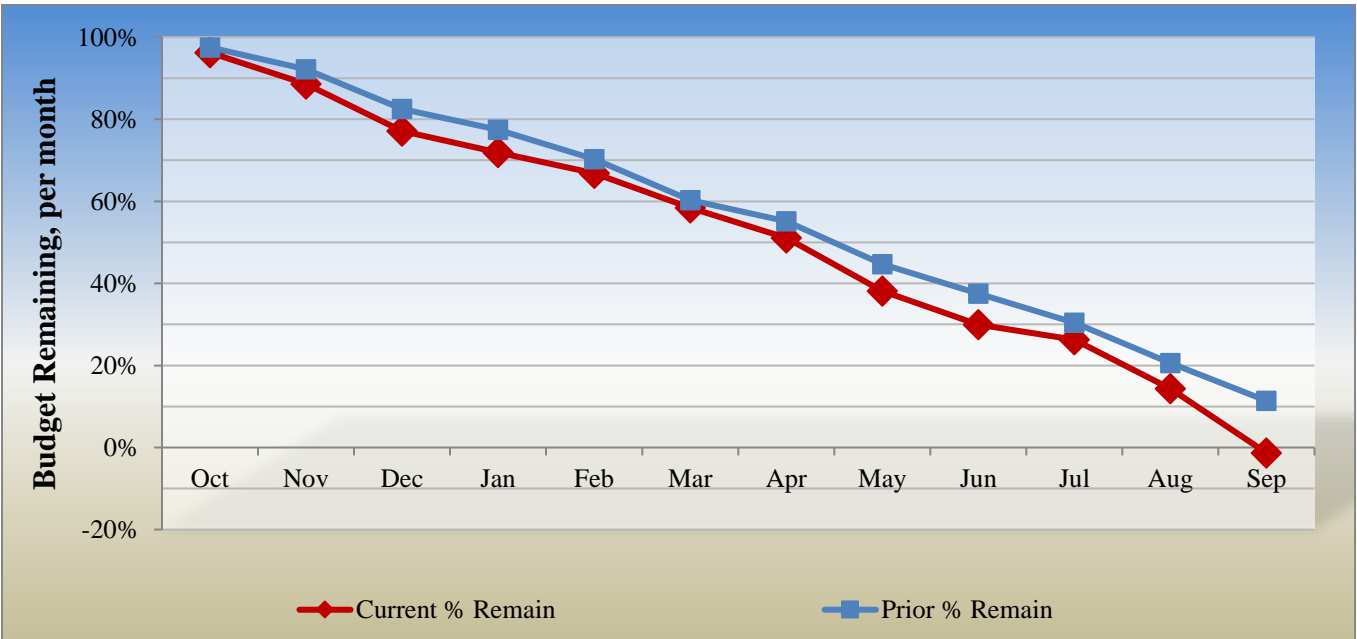
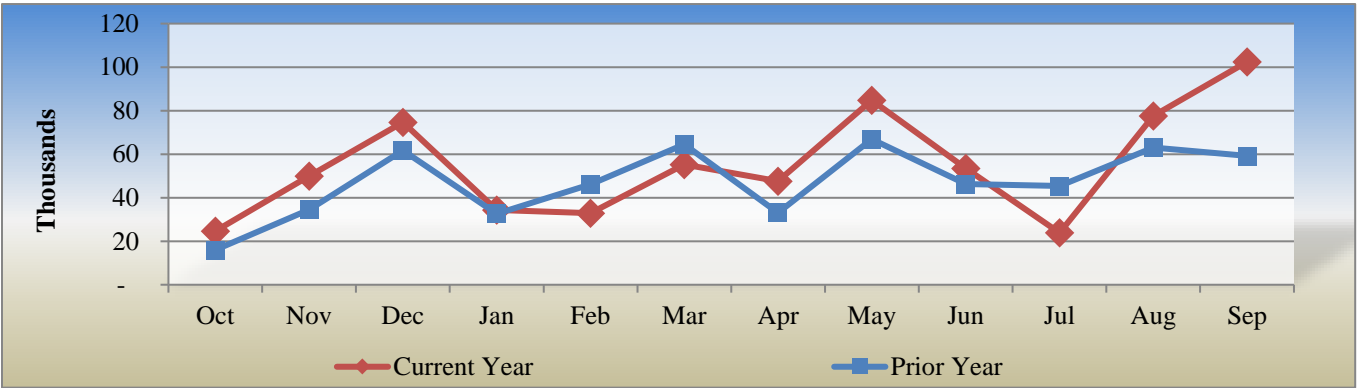
Fiscal Period	Oct	Nov	Dec	Jan	Feb	Mar	Apr	May	Jun	Jul	Aug	Sep
Current Year	542,897	1,224,691	1,686,577	1,297,046	1,241,181	1,174,806	1,153,106	1,186,010	1,677,777	1,195,555	1,791,880	1,344,976
Prior Year	496,378	1,065,462	1,921,702	1,287,019	1,207,333	1,202,736	1,201,860	1,105,808	1,662,037	1,164,095	1,575,429	1,466,356
Current Expected	1,151,365	1,151,365	1,151,365	1,151,365	1,151,365	1,151,365	1,151,365	1,151,365	1,151,365	1,151,365	1,151,365	1,151,365
Prior Expected	1,156,387	1,156,387	1,156,387	1,156,387	1,156,387	1,156,387	1,156,387	1,156,387	1,156,387	1,156,387	1,156,387	1,156,387



**Nueces County, Texas
Top Spender-Tier 1
September 30, 2018**

3380 347th District Court
Period Amounts

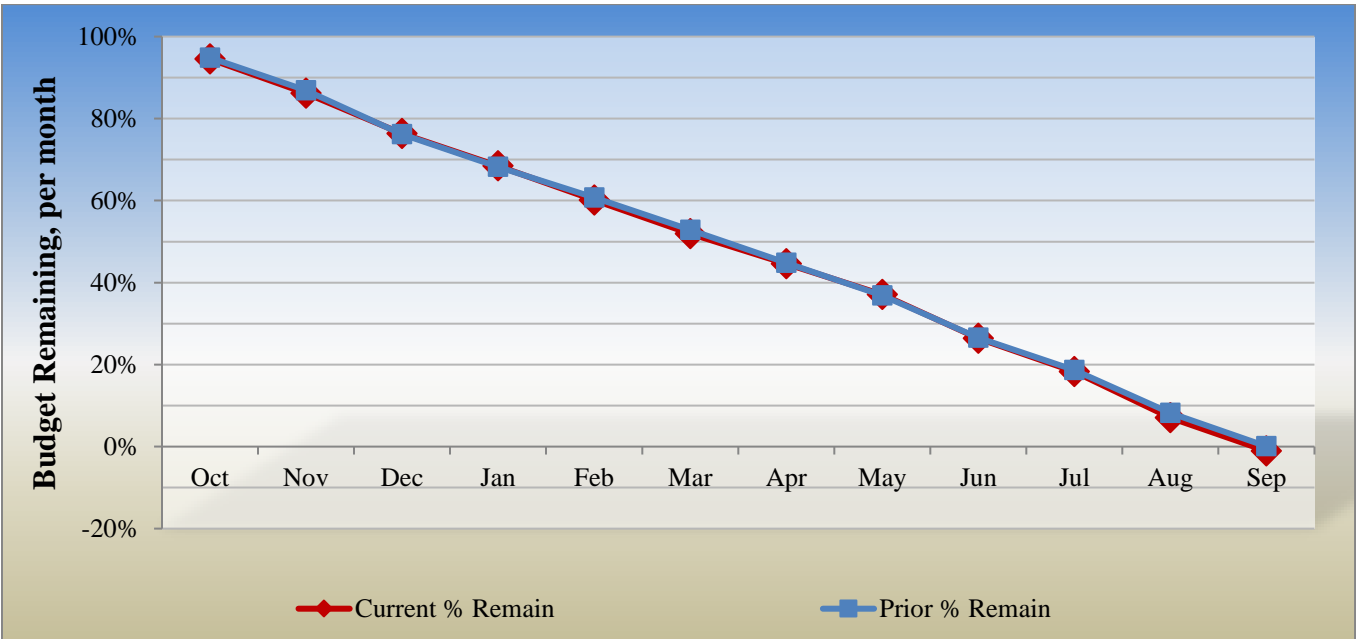
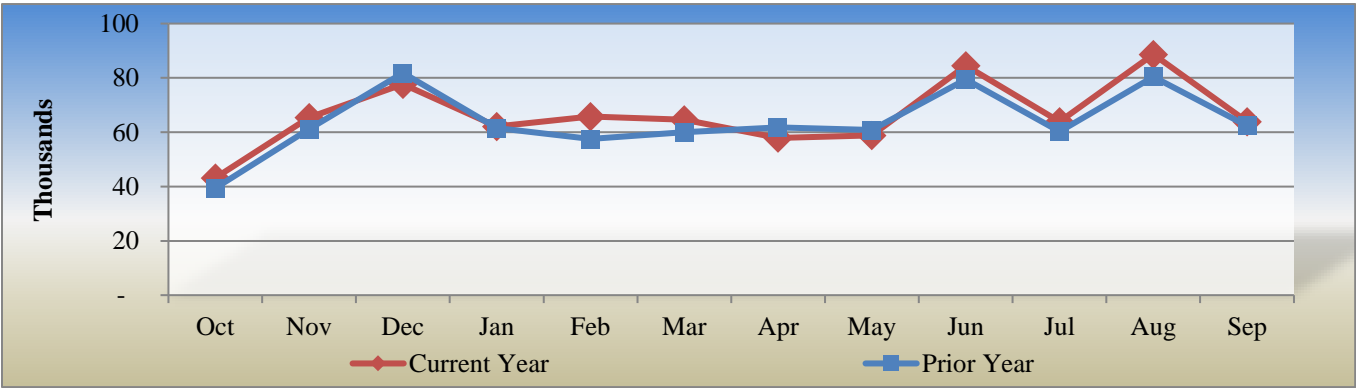
Fiscal Period	Oct	Nov	Dec	Jan	Feb	Mar	Apr	May	Jun	Jul	Aug	Sep
Current Year	24,613	49,972	74,647	34,320	32,865	55,292	47,602	84,872	53,536	23,851	77,650	102,410
Prior Year	16,011	34,461	61,769	32,545	46,139	64,555	33,094	66,890	46,287	45,423	63,096	59,232
Current Expected	48,985	48,985	48,985	48,985	48,985	48,985	48,985	48,985	48,985	48,985	48,985	48,985
Prior Expected	48,203	48,203	48,203	48,203	48,203	48,203	48,203	48,203	48,203	48,203	48,203	48,203



**Nueces County, Texas
Top Spender-Tier 1
September 30, 2018**

3810 Constable 1
Period Amounts

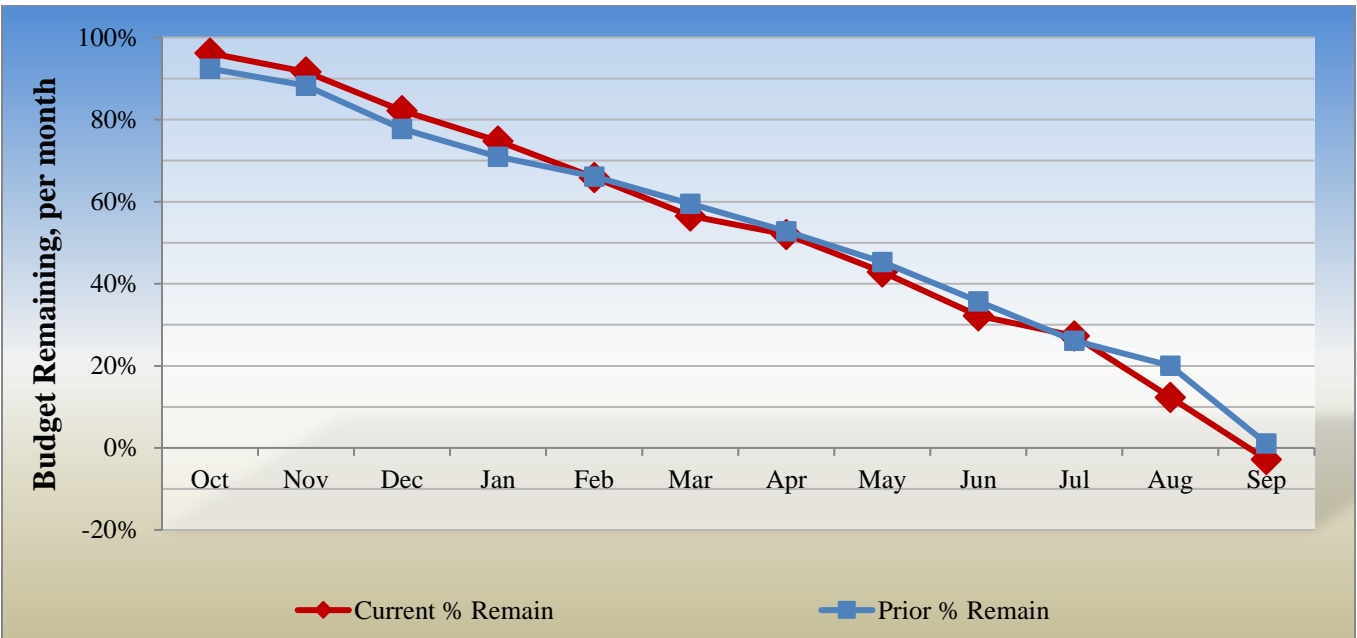
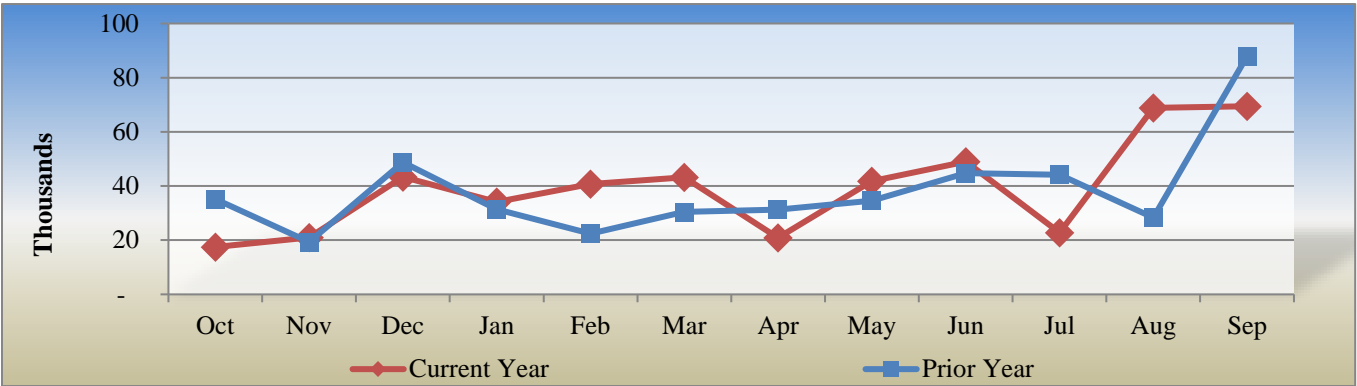
Fiscal Period	Oct	Nov	Dec	Jan	Feb	Mar	Apr	May	Jun	Jul	Aug	Sep
Current Year	43,184	65,481	77,631	62,178	65,790	64,622	57,874	58,787	84,529	63,883	88,668	63,933
Prior Year	39,421	61,175	81,836	61,492	57,487	59,974	61,819	60,879	79,485	60,272	80,370	62,391
Current Expected	59,098	59,098	59,098	59,098	59,098	59,098	59,098	59,098	59,098	59,098	59,098	59,098
Prior Expected	57,529	57,529	57,529	57,529	57,529	57,529	57,529	57,529	57,529	57,529	57,529	57,529



**Nueces County, Texas
Top Spender-Tier 2
September 30, 2018**

3330 105th District Court
Period Amounts

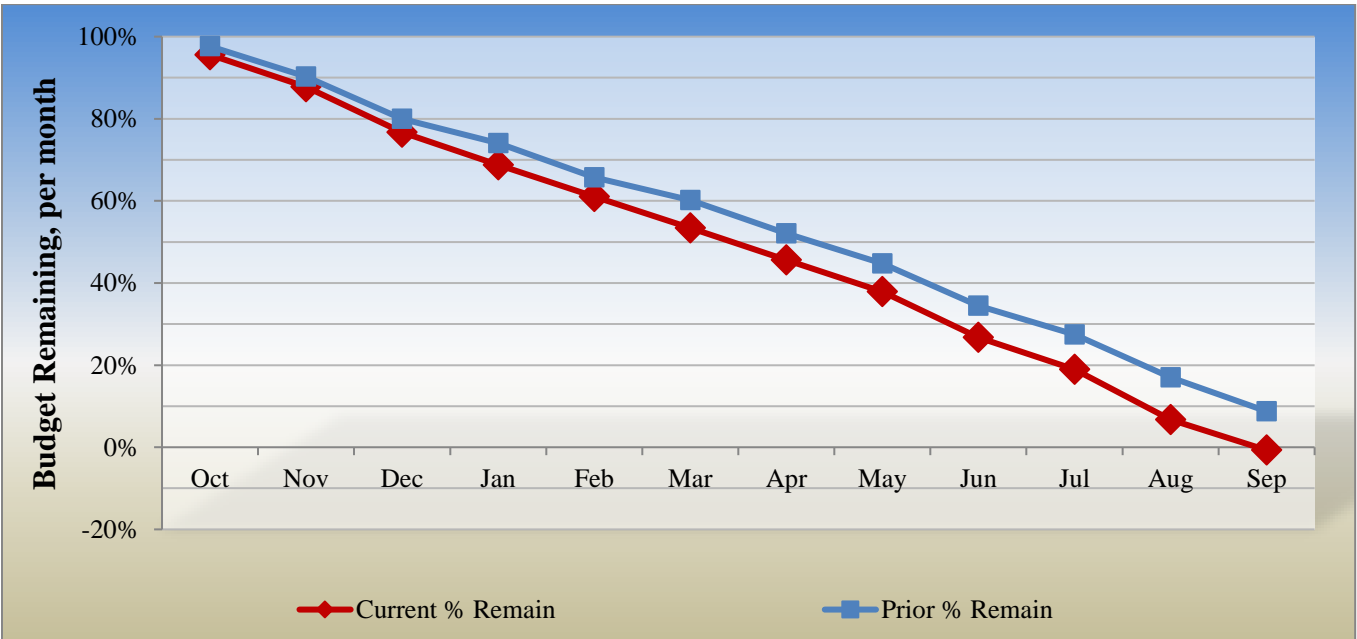
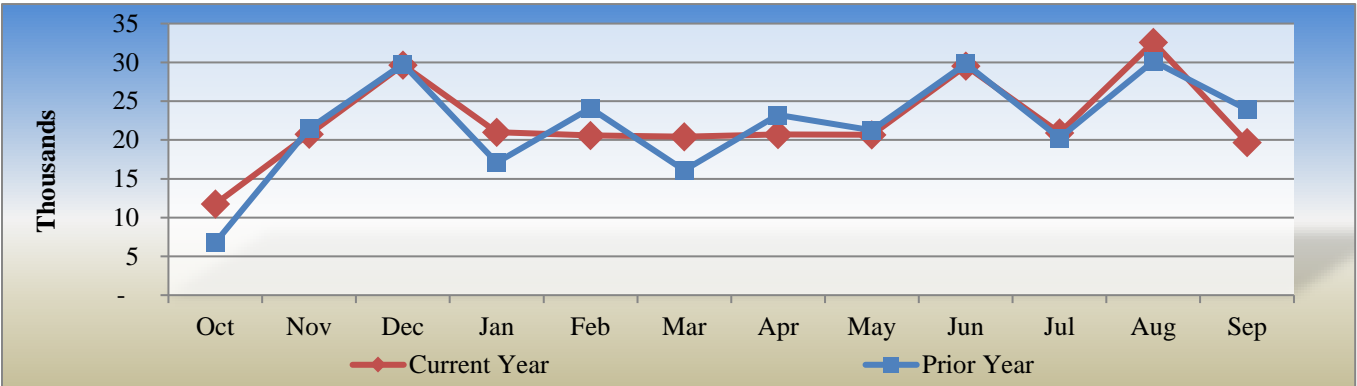
Fiscal Period	Oct	Nov	Dec	Jan	Feb	Mar	Apr	May	Jun	Jul	Aug	Sep
Current Year	17,484	21,022	43,379	34,097	40,701	43,248	20,845	41,829	49,053	22,729	68,894	69,455
Prior Year	35,129	19,334	48,765	31,395	22,459	30,497	31,239	34,634	44,731	44,215	28,310	87,902
Current Expected	34,487	34,487	34,487	34,487	34,487	34,487	34,487	34,487	34,487	34,487	34,487	34,487
Prior Expected	34,769	34,769	34,769	34,769	34,769	34,769	34,769	34,769	34,769	34,769	34,769	34,769



**Nueces County, Texas
Top Spender-Tier 2
September 30, 2018**

3250 Magistrate/ DWI Drug Court
Period Amounts

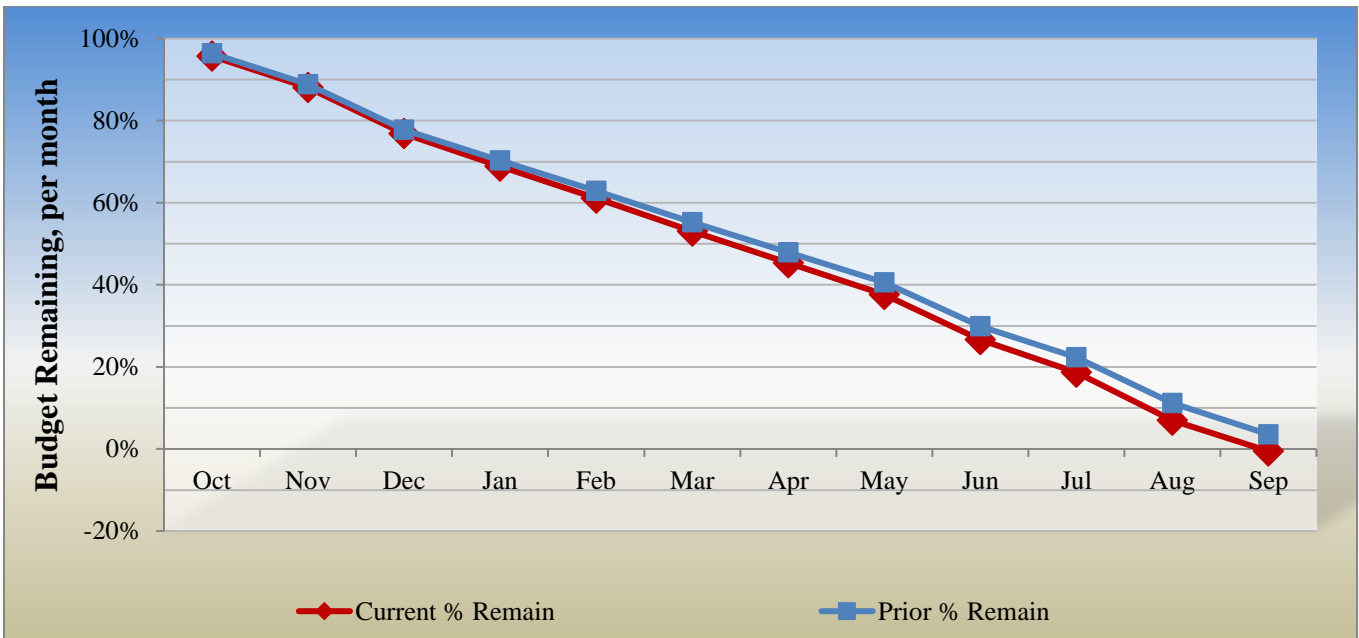
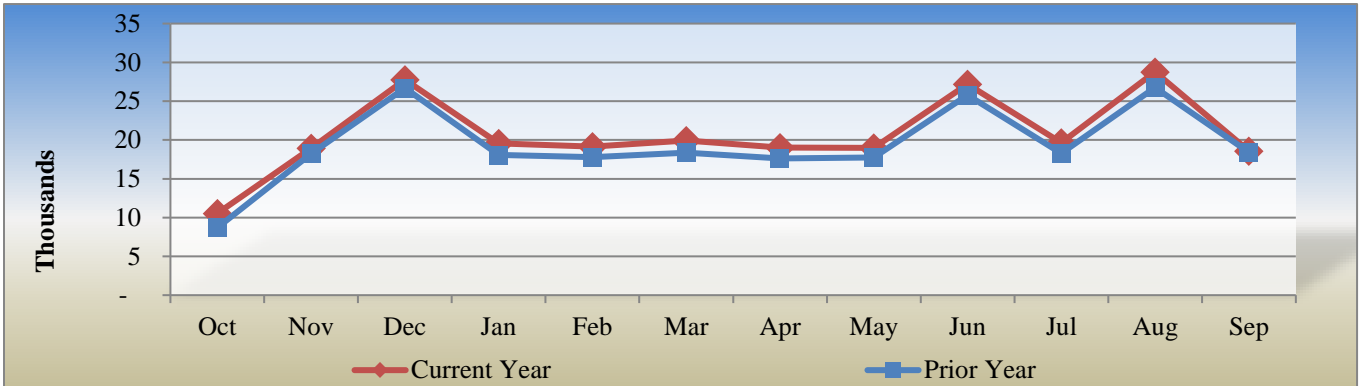
Fiscal Period	Oct	Nov	Dec	Jan	Feb	Mar	Apr	May	Jun	Jul	Aug	Sep
Current Year	11,747	20,754	29,647	21,001	20,602	20,412	20,718	20,674	29,532	20,920	32,600	19,666
Prior Year	6,782	21,445	29,787	17,069	24,075	16,092	23,233	21,246	29,811	20,271	30,151	23,923
Current Expected	19,980	19,980	19,980	19,980	19,980	19,980	19,980	19,980	19,980	19,980	19,980	19,980
Prior Expected	21,689	21,689	21,689	21,689	21,689	21,689	21,689	21,689	21,689	21,689	21,689	21,689



**Nueces County, Texas
Top Spender-Tier 2
September 30, 2018**

1122 Grants Administration
Period Amounts

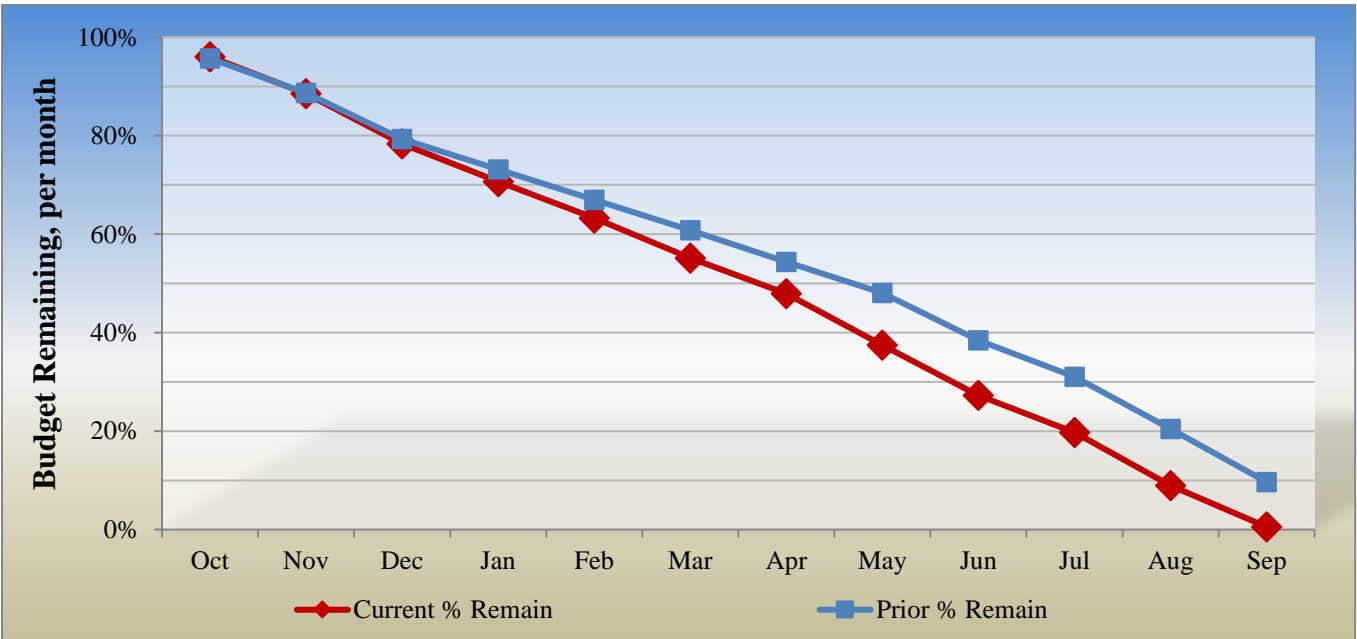
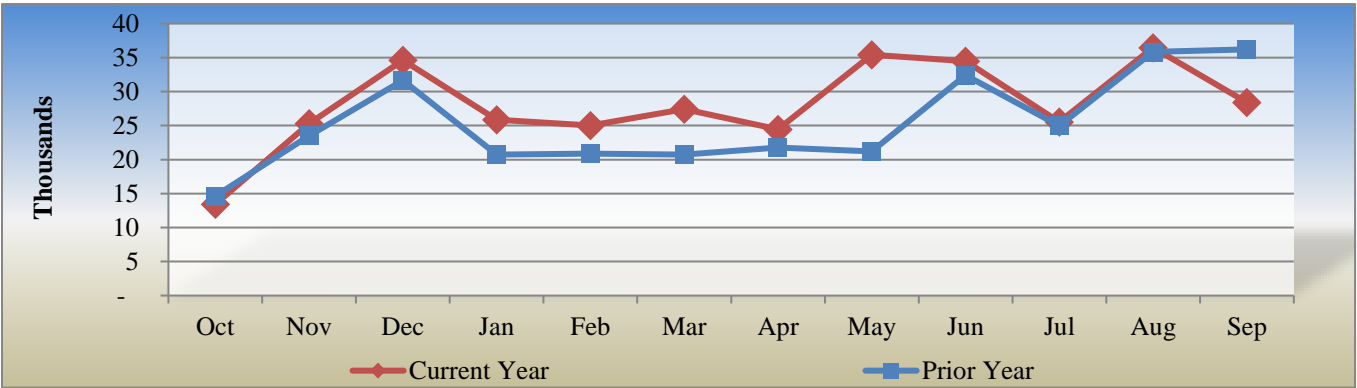
Fiscal Period	Oct	Nov	Dec	Jan	Feb	Mar	Apr	May	Jun	Jul	Aug	Sep
Current Year	10,534	18,921	27,746	19,538	19,131	19,910	19,015	18,993	27,173	19,640	28,771	18,577
Prior Year	8,696	18,250	26,683	18,092	17,799	18,382	17,626	17,725	25,784	18,288	26,758	18,420
Current Expected	18,495	18,495	18,495	18,495	18,495	18,495	18,495	18,495	18,495	18,495	18,495	18,495
Prior Expected	18,082	18,082	18,082	18,082	18,082	18,082	18,082	18,082	18,082	18,082	18,082	18,082



**Nueces County, Texas
Top Spender-Tier 2
September 30, 2018**

5330 Animal Control
Period Amounts

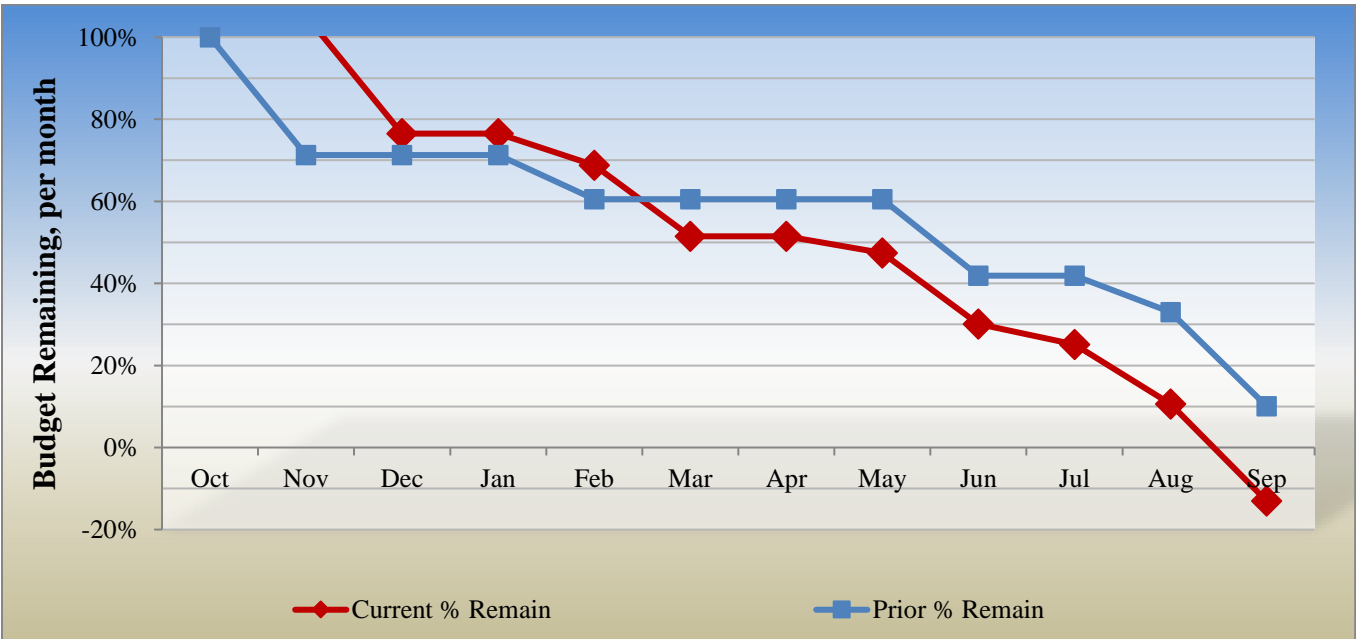
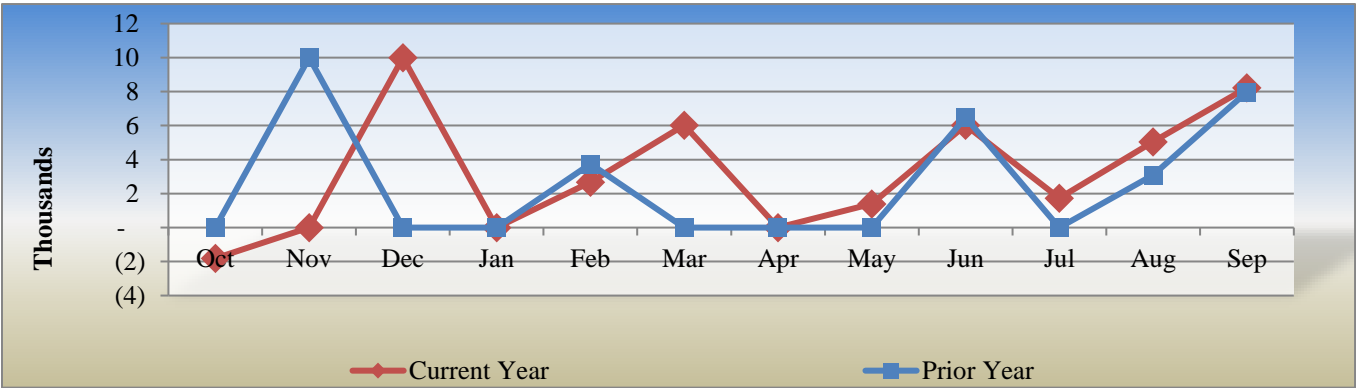
Fiscal Period	Oct	Nov	Dec	Jan	Feb	Mar	Apr	May	Jun	Jul	Aug	Sep
Current Year	13,432	25,315	34,631	25,879	25,016	27,414	24,461	35,395	34,453	25,539	36,473	28,415
Prior Year	14,629	23,523	31,672	20,712	20,865	20,714	21,780	21,212	32,395	24,948	35,857	36,209
Current Expected	25,372	25,372	25,372	25,372	25,372	25,372	25,372	25,372	25,372	25,372	25,372	25,372
Prior Expected	25,284	25,284	25,284	25,284	25,284	25,284	25,284	25,284	25,284	25,284	25,284	25,284



**Nueces County, Texas
Top Spender-Tier 3
September 30, 2018**

5100 Emergency Services
Period Amounts

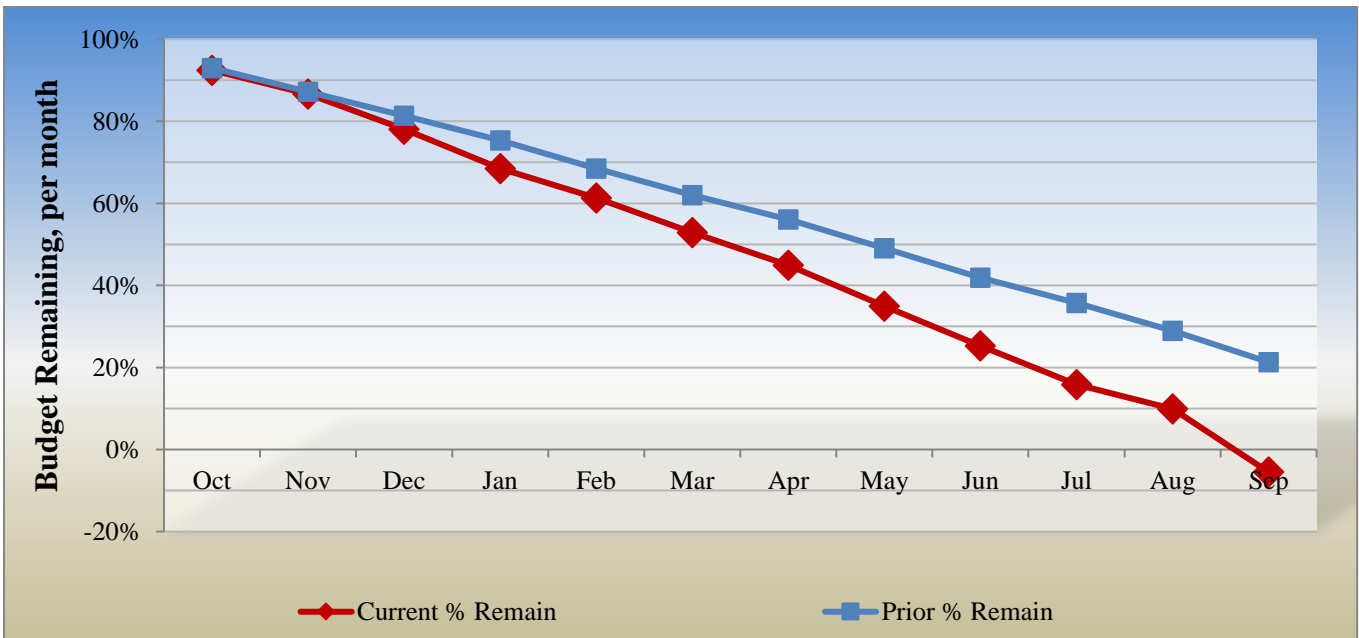
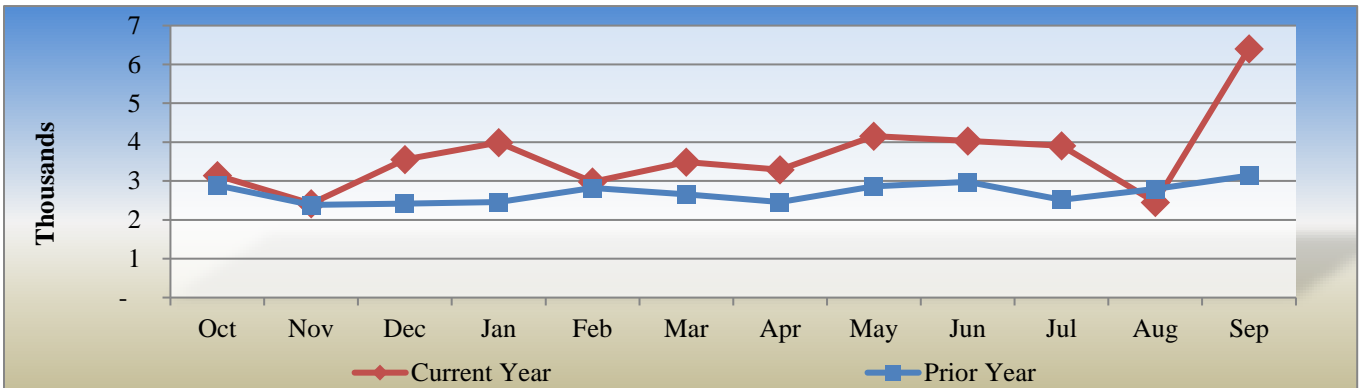
Fiscal Period	Oct	Nov	Dec	Jan	Feb	Mar	Apr	May	Jun	Jul	Aug	Sep
Current Year	(1,810)	-	10,000	-	2,680	6,020	-	1,400	6,030	1,740	5,040	8,230
Prior Year	-	10,000	-	-	3,740	-	-	-	6,480	-	3,090	7,980
Current Expected	2,610	2,610	2,610	2,610	2,610	2,610	2,610	2,610	2,610	2,610	2,610	2,610
Prior Expected	2,610	2,610	2,610	2,610	2,610	2,610	2,610	2,610	2,610	2,610	2,610	2,610



**Nueces County, Texas
Top Spender-Tier 3
September 30, 2018**

1520 Bishop Building
Period Amounts

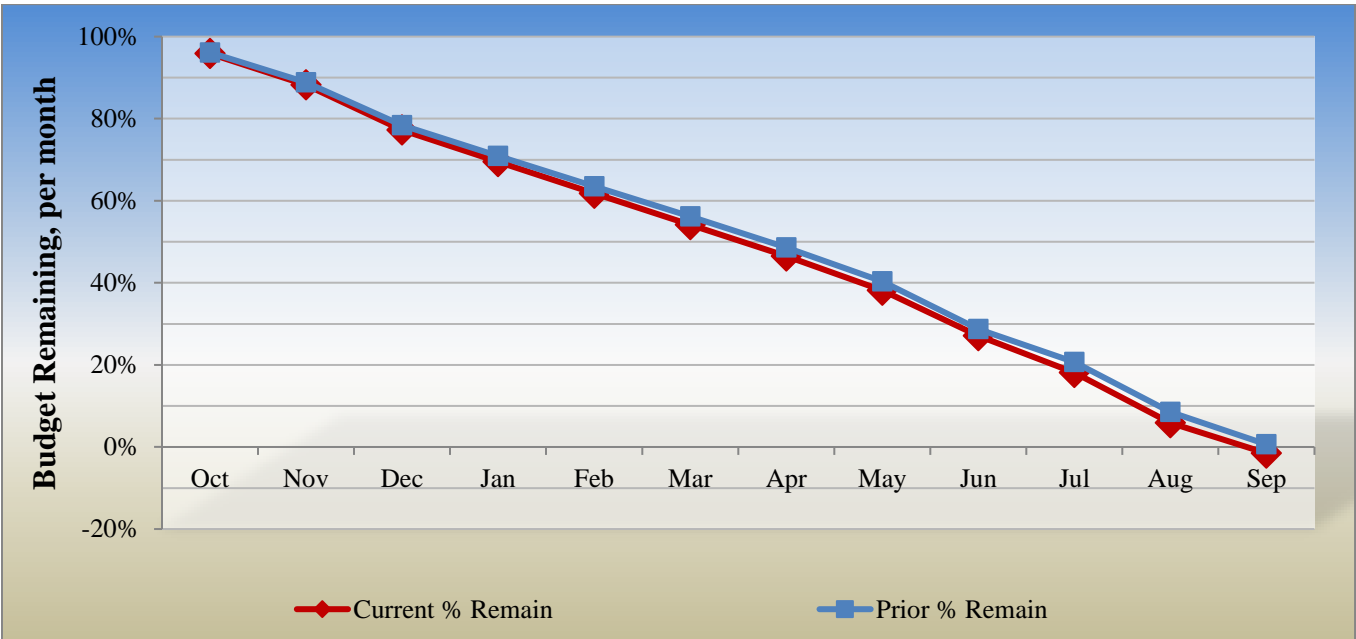
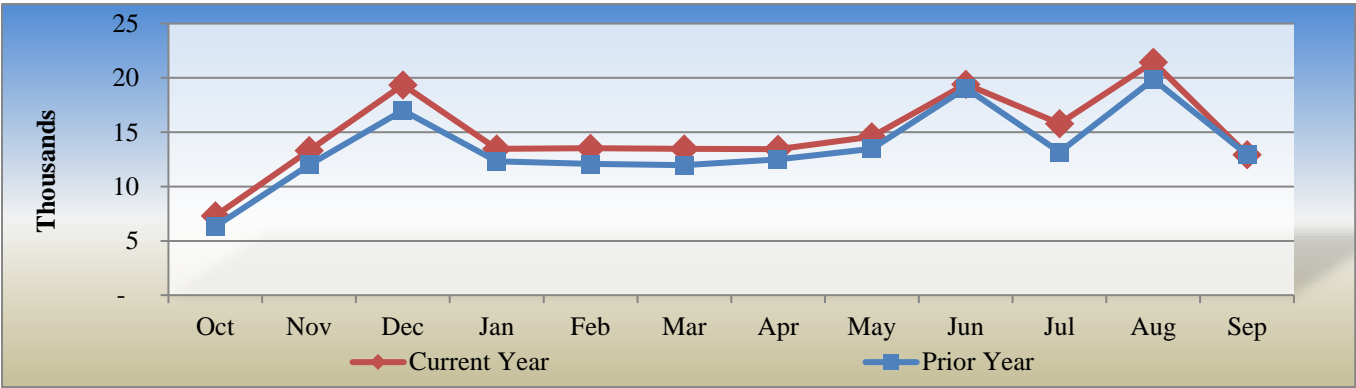
Fiscal Period	Oct	Nov	Dec	Jan	Feb	Mar	Apr	May	Jun	Jul	Aug	Sep
Current Year	3,145	2,418	3,557	3,995	2,979	3,491	3,288	4,156	4,035	3,905	2,454	6,408
Prior Year	2,887	2,386	2,415	2,463	2,819	2,660	2,460	2,864	2,977	2,519	2,794	3,139
Current Expected	3,116	3,116	3,116	3,116	3,116	3,116	3,116	3,116	3,116	3,116	3,116	3,116
Prior Expected	3,086	3,086	3,086	3,086	3,086	3,086	3,086	3,086	3,086	3,086	3,086	3,086



**Nueces County, Texas
Top Spender-Tier 3
September 30, 2018**

3305 Title IV-D Court
Period Amounts

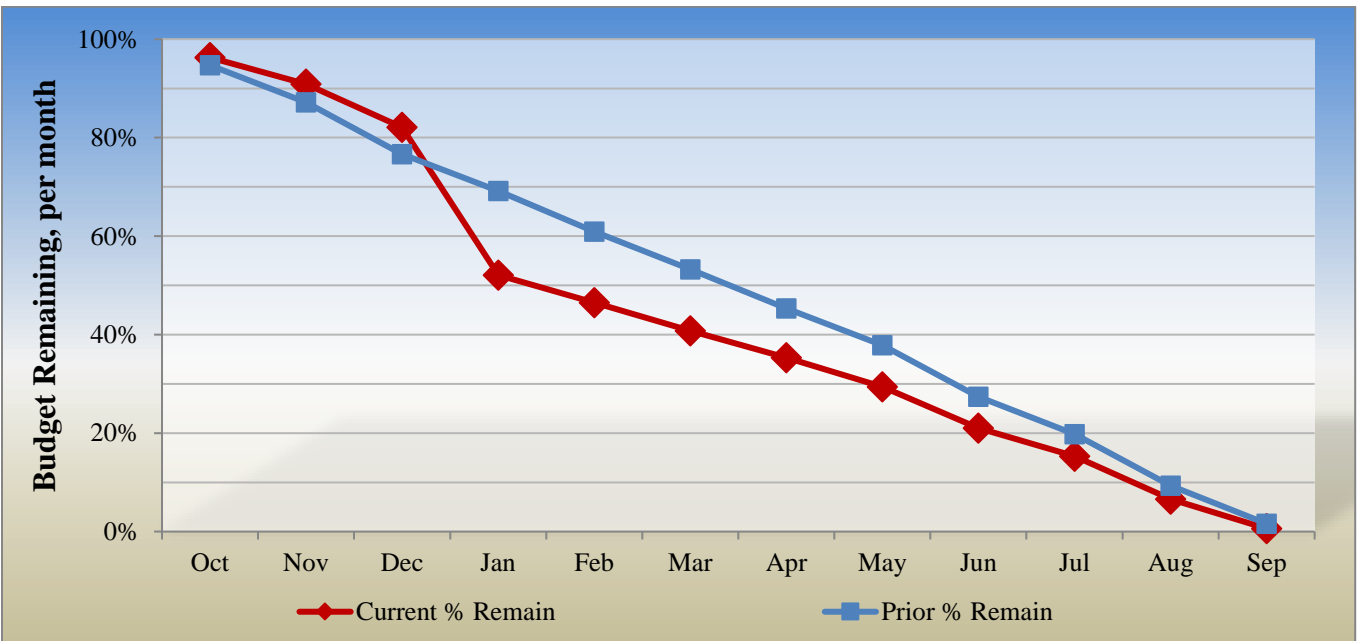
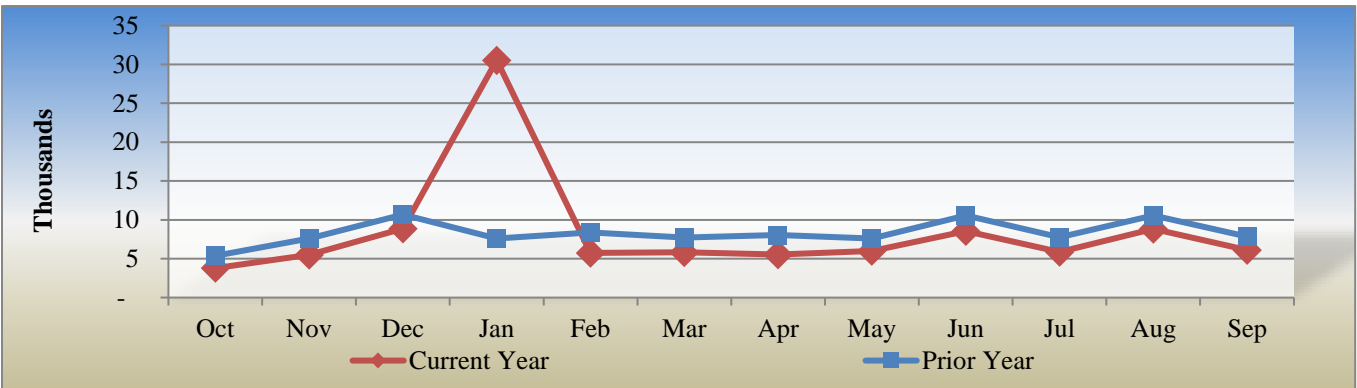
Fiscal Period	Oct	Nov	Dec	Jan	Feb	Mar	Apr	May	Jun	Jul	Aug	Sep
Current Year	7,300	13,312	19,372	13,468	13,515	13,462	13,444	14,582	19,410	15,789	21,461	12,930
Prior Year	6,321	11,985	17,008	12,325	12,075	11,973	12,490	13,466	19,080	13,161	19,862	12,932
Current Expected	13,153	13,153	13,153	13,153	13,153	13,153	13,153	13,153	13,153	13,153	13,153	13,153
Prior Expected	12,278	12,278	12,278	12,278	12,278	12,278	12,278	12,278	12,278	12,278	12,278	12,278



**Nueces County, Texas
Top Spender-Tier 3
September 30, 2018**

3200 Legal Aid
Period Amounts

Fiscal Period	Oct	Nov	Dec	Jan	Feb	Mar	Apr	May	Jun	Jul	Aug	Sep
Current Year	3,791	5,510	8,891	30,556	5,732	5,834	5,526	5,996	8,545	5,855	8,821	6,126
Prior Year	5,376	7,593	10,680	7,591	8,388	7,730	8,048	7,583	10,570	7,762	10,553	7,841
Current Expected	7,635	7,635	7,635	7,635	7,635	7,635	7,635	7,635	7,635	7,635	7,635	7,635
Prior Expected	7,600	7,600	7,600	7,600	7,600	7,600	7,600	7,600	7,600	7,600	7,600	7,600



Nueces County, Texas
Statement of Expenditures Budget to Actual
General Fund
September 30, 2018

	Original FY 2017 / 18 Budget	Adjusted FY 2017 / 18 Budget	Year to Date Activity	Available Balance	Percent of Budget Available
General Government					
1010 County Commissioner Prec 1					
Salaries	\$ 121,445	\$ 121,445	\$ 114,818	\$ 6,627	5.5%
Employee Benefits	26,367	26,367	30,333	(3,966)	-15.0%
Other Personnel Expense	9,540	9,540	9,540	(0)	0.0%
Office Expense & Supplies	1,750	1,550	99	1,451	93.6%
Telephone & Utilities	-	-	360	(360)	0.0%
Maintenance & Repair	150	150	-	150	100.0%
Professional Services	2,700	2,700	-	2,700	100.0%
Other Services & Charges	505	705	680	25	3.6%
Travel	3,100	3,100	-	3,100	100.0%
Total	<u>\$ 165,557</u>	<u>\$ 165,557</u>	<u>\$ 155,829</u>	<u>\$ 9,728</u>	<u>5.9%</u>
1020 County Commissioner Prec 2					
Salaries	\$ 125,495	\$ 125,495	\$ 125,494	\$ 1	0.0%
Other Salary & Supplements	1,020	1,020	1,020	0	0.0%
Employee Benefits	35,695	35,695	34,488	1,207	3.4%
Other Personnel Expense	9,540	9,540	8,040	1,500	15.7%
Office Expense & Supplies	2,250	2,250	1,643	607	27.0%
Telephone & Utilities	550	550	483	67	12.2%
Maintenance & Repair	150	150	-	150	100.0%
Professional Services	2,700	2,700	1,140	1,560	57.8%
Other Services & Charges	505	150	-	150	100.0%
Travel	3,100	3,100	1,864	1,236	39.9%
Total	<u>\$ 181,005</u>	<u>\$ 180,650</u>	<u>\$ 174,173</u>	<u>\$ 6,477</u>	<u>3.6%</u>
1030 County Commissioner Prec 3					
Salaries	\$ 121,590	\$ 121,590	\$ 121,589	\$ 1	0.0%
Other Salary & Supplements	1,800	1,800	1,800	0	0.0%
Employee Benefits	54,170	54,170	45,376	8,794	16.2%
Other Personnel Expense	9,540	9,540	9,540	(0)	0.0%
Office Expense & Supplies	2,450	2,450	1,533	917	37.4%
Telephone & Utilities	550	550	603	(53)	-9.6%
Maintenance & Repair	800	800	-	800	100.0%
Professional Services	2,700	2,700	1,254	1,446	53.6%
Other Services & Charges	300	655	355	300	45.8%
Other Expenses	-	-	-	-	0.0%
Travel	3,100	3,100	1,447	1,653	53.3%
Total	<u>\$ 197,000</u>	<u>\$ 197,355</u>	<u>\$ 183,496</u>	<u>\$ 13,859</u>	<u>7.0%</u>

	Original FY 2017 / 18 Budget	Adjusted FY 2017 / 18 Budget	Year to Date Activity	Available Balance	Percent of Budget Available
1040 County Commissioner Prec 4					
Salaries	\$ 117,540	\$ 117,540	\$ 112,872	\$ 4,668	4.0%
Employee Benefits	37,188	37,188	40,209	(3,021)	-8.1%
Other Personnel Expense	9,540	9,540	9,375	165	1.7%
Office Expense & Supplies	2,250	2,250	1,358	892	39.6%
Telephone & Utilities	550	550	272	278	50.6%
Maintenance & Repair	150	150	-	150	100.0%
Professional Services	1,700	1,700	235	1,465	86.2%
Travel	2,100	2,100	-	2,100	100.0%
Total	\$ 171,018	\$ 171,018	\$ 164,321	\$ 6,697	3.9%
1120 County Judge					
Salaries	\$ 210,901	\$ 210,901	\$ 210,968	\$ (67)	0.0%
Salaries Overtime	1,000	1,000	241	759	75.9%
Other Salary & Supplements	17,300	18,221	18,821	(600)	-3.3%
Employee Benefits	60,718	60,718	60,053	665	1.1%
Other Personnel Expense	9,540	9,540	9,540	(0)	0.0%
Office Expense & Supplies	2,925	2,925	856	2,069	70.7%
Maintenance & Repair	500	500	213	287	57.4%
Professional Services	1,500	1,500	35	1,465	97.7%
Other Services & Charges	500	500	425	75	15.0%
Travel	4,850	3,929	263	3,666	93.3%
Total	\$ 309,734	\$ 309,734	\$ 301,415	\$ 8,319	2.7%
1121 CCMGT Support					
Salaries	\$ 342,577	\$ 342,577	\$ 357,938	\$ (15,361)	-4.5%
Salaries Overtime	-	-	86	(86)	0.0%
Other Salary & Supplements	4,860	4,860	4,015	845	17.4%
Employee Benefits	118,077	118,077	104,789	13,288	11.3%
Other Personnel Expense	4,320	4,320	4,403	(83)	-1.9%
Office Expense & Supplies	3,900	4,350	3,836	514	11.8%
Food & Kitchen Expenses	-	-	-	-	0.0%
Telephone & Utilities	1,300	1,300	1,173	127	9.8%
Maintenance & Repair	450	-	-	-	0.0%
Professional Services	2,710	2,710	786	1,924	71.0%
Other Services & Charges	500	500	240	260	52.0%
Other Expenses	6,250	6,250	6,596	(346)	-5.5%
Travel	5,400	5,400	873	4,527	83.8%
Total	\$ 490,344	\$ 490,344	\$ 484,736	\$ 5,608	1.1%

	Original FY 2017 / 18 Budget	Adjusted FY 2017 / 18 Budget	Year to Date Activity	Available Balance	Percent of Budget Available
1122 Grants Administration					
Salaries	\$ 161,993	\$ 161,993	\$ 162,287	\$ (294)	-0.2%
Other Salary & Supplements	1,860	1,860	1,860	(0)	0.0%
Employee Benefits	58,294	58,294	69,380	(11,086)	-19.0%
Other Personnel Expense	6,480	6,480	6,480	(0)	0.0%
Office Expense & Supplies	2,855	2,855	3,411	(556)	-19.5%
Telephone & Utilities	1,300	1,300	1,205	95	7.3%
Maintenance & Repair	220	220	-	220	100.0%
Professional Services	8,000	8,000	1,084	6,916	86.5%
Other Services & Charges	2,000	2,000	788	1,212	60.6%
Other Expenses	1,400	1,400	1,339	61	4.4%
Travel	2,200	2,200	115	2,085	94.8%
Total	\$ 246,602	\$ 246,602	\$ 247,950	\$ (1,348)	-0.5%
1125 Risk Management					
Salaries	\$ 108,930	\$ 105,723	\$ 95,286	\$ 10,437	9.9%
Salaries Overtime	-	818	818	0	0.0%
Other Salary & Supplements	-	3,158	3,158	0	0.0%
Employee Benefits	31,205	31,205	27,693	3,512	11.3%
Other Personnel Expense	5,760	5,760	4,874	886	15.4%
Office Expense & Supplies	10,200	9,431	7,620	1,811	19.2%
Telephone & Utilities	1,800	1,800	1,566	234	13.0%
Maintenance & Repair	200	200	-	200	100.0%
Professional Services	17,800	19,279	36,877	(17,598)	-91.3%
Other Services & Charges	1,800	1,800	6,975	(5,175)	-287.5%
Other Expenses	5,590	5,590	2,259	3,331	59.6%
Travel	3,000	1,521	785	736	48.4%
Total	\$ 186,285	\$ 186,285	\$ 187,910	\$ (1,625)	-0.9%

	Original FY 2017 / 18 Budget	Adjusted FY 2017 / 18 Budget	Year to Date Activity	Available Balance	Percent of Budget Available
1130 County Attorney					
Salaries	\$ 1,062,415	\$ 1,062,415	\$ 1,023,756	\$ 38,659	3.6%
Other Salary & Supplements	32,022	32,022	32,326	(304)	-0.9%
Employee Benefits	403,883	403,883	368,986	34,897	8.6%
Other Personnel Expense	25,500	25,500	24,836	664	2.6%
Office Expense & Supplies	31,800	31,800	22,295	9,505	29.9%
Telephone & Utilities	2,000	2,000	1,808	192	9.6%
Maintenance & Repair	1,000	1,000	-	1,000	100.0%
Professional Services	24,369	24,369	22,272	2,097	8.6%
Special Personnel Services	-	-	-	-	0.0%
Other Services & Charges	4,478	4,478	3,885	593	13.2%
Other Expenses	9,600	9,600	10,500	(900)	-9.4%
Travel	3,600	3,600	1,415	2,186	60.7%
Total	\$ 1,600,667	\$ 1,600,667	\$ 1,512,079	\$ 88,588	5.5%
1160 County Clerk					
Salaries	\$ 479,933	\$ 479,933	\$ 452,182	\$ 27,751	5.8%
Salaries Overtime	3,000	3,000	1,606	1,394	46.5%
Other Salary & Supplements	5,700	5,700	1,541	4,159	73.0%
Employee Benefits	208,355	208,355	202,895	5,460	2.6%
Other Personnel Expense	8,604	8,604	8,604	0	0.0%
Office Expense & Supplies	28,850	28,850	24,176	4,674	16.2%
Telephone & Utilities	2,050	2,050	1,844	206	10.1%
Maintenance & Repair	750	750	1,233	(483)	-64.4%
Professional Services	4,700	4,700	1,334	3,366	71.6%
Other Services & Charges	1,700	1,700	309	1,391	81.8%
Other Expenses	13,090	13,090	11,438	1,652	12.6%
Travel	4,000	4,000	3,336	664	16.6%
Total	\$ 760,732	\$ 760,732	\$ 710,497	\$ 50,235	6.6%

	Original FY 2017 / 18 Budget	Adjusted FY 2017 / 18 Budget	Year to Date Activity	Available Balance	Percent of Budget Available
1170 County Clerk Treasury					
Salaries	\$ 183,394	\$ 183,394	\$ 183,607	\$ (213)	-0.1%
Salaries Overtime	6,000	6,000	100	5,900	98.3%
Other Salary & Supplements	1,800	1,800	1,800	0	0.0%
Employee Benefits	73,999	73,999	73,109	890	1.2%
Other Personnel Expense	1,080	1,080	1,080	(0)	0.0%
Office Expense & Supplies	40,000	36,000	19,672	16,328	45.4%
Telephone & Utilities	600	600	603	(3)	-0.4%
Maintenance & Repair	2,800	2,900	2,093	807	27.8%
Professional Services	1,400	1,400	790	610	43.6%
Other Services & Charges	8,500	42,400	32,036	10,364	24.4%
Other Expenses	3,700	3,700	4,618	(918)	-24.8%
Travel	3,300	1,300	1,297	3	0.2%
Total	\$ 326,573	\$ 354,573	\$ 320,806	\$ 33,767	9.5%
1180 County Clerk Collections					
Salaries	\$ 172,120	\$ 172,120	\$ 166,978	\$ 5,142	3.0%
Salaries Overtime	6,000	6,000	0	6,000	100.0%
Other Salary & Supplements	1,080	1,080	1,080	(0)	0.0%
Employee Benefits	71,306	71,306	74,706	(3,400)	-4.8%
Office Expense & Supplies	13,700	13,700	5,579	8,121	59.3%
Maintenance & Repair	7,000	7,000	1,870	5,130	73.3%
Professional Services	20,000	20,000	10,468	9,532	47.7%
Other Services & Charges	723	723	612	111	15.3%
Other Expenses	3,700	3,700	4,773	(1,073)	-29.0%
Travel	1,500	1,500	-	1,500	100.0%
Total	\$ 297,129	\$ 297,129	\$ 266,066	\$ 31,063	10.5%

	Original FY 2017 / 18 <u>Budget</u>	Adjusted FY 2017 / 18 <u>Budget</u>	Year to Date <u>Activity</u>	Available <u>Balance</u>	Percent of Budget <u>Available</u>
1190 County Clerk Elections					
Salaries	\$ 153,296	\$ 153,296	\$ 132,750	\$ 20,546	13.4%
Salaries Overtime	14,000	14,000	10,070	3,930	28.1%
Other Salary & Supplements	4,879	4,879	558	4,321	88.6%
Employee Benefits	59,885	59,885	56,541	3,344	5.6%
Other Personnel Expense	3,504	10,504	8,464	2,040	19.4%
Office Expense & Supplies	31,375	14,875	12,956	1,919	12.9%
Food & Kitchen Expenses	750	750	220	530	70.6%
Telephone & Utilities	19,175	33,175	19,957	13,218	39.8%
Maintenance & Repair	31,842	31,842	6,274	25,568	80.3%
Professional Services	227,683	227,683	222,985	4,698	2.1%
Other Services & Charges	315,706	310,706	136,433	174,273	56.1%
Other Expenses	-	500	236	264	52.9%
Travel	9,100	9,100	774	8,326	91.5%
Capital Outlay	17,500	17,500	-	17,500	100.0%
Total	\$ 888,695	\$ 888,695	\$ 608,220	\$ 280,475	31.6%
1200 Tax Assessor - Collector					
Salaries	\$ 2,058,663	\$ 2,058,663	\$ 1,985,505	\$ 73,158	3.6%
Salaries Overtime	2,500	5,000	4,304	696	13.9%
Other Salary & Supplements	60,402	60,402	56,015	4,387	7.3%
Employee Benefits	941,280	941,280	915,061	26,219	2.8%
Other Personnel Expense	13,140	13,140	12,586	554	4.2%
Office Expense & Supplies	238,100	238,100	194,474	43,626	18.3%
Maintenance & Repair	4,500	1,500	1,278	222	14.8%
Professional Services	21,370	21,370	20,012	1,358	6.4%
Other Services & Charges	27,813	27,813	27,114	699	2.5%
Other Expenses	39,714	39,714	37,847	1,867	4.7%
Travel	16,350	16,850	15,527	1,323	7.9%
Total	\$ 3,423,832	\$ 3,423,832	\$ 3,269,723	\$ 154,109	4.5%

	Original FY 2017 / 18 <u>Budget</u>	Adjusted FY 2017 / 18 <u>Budget</u>	Year to Date <u>Activity</u>	Available <u>Balance</u>	Percent of Budget <u>Available</u>
1240 Information Technology					
Salaries	\$ 1,199,530	\$ 1,199,530	\$ 1,124,427	\$ 75,103	6.3%
Salaries Overtime	500	500	29	471	94.3%
Other Salary & Supplements	33,495	33,495	26,521	6,974	20.8%
Employee Benefits	416,938	416,938	402,772	14,166	3.4%
Other Personnel Expense	2,160	2,160	2,160	(0)	0.0%
Office Expense & Supplies	18,400	15,400	3,095	12,305	79.9%
Telephone & Utilities	538,109	538,109	547,361	(9,252)	-1.7%
Maintenance & Repair	829,568	677,568	381,260	296,308	43.7%
Professional Services	393,000	548,000	512,916	35,084	6.4%
Other Services & Charges	846	846	819	28	3.3%
Travel	16,000	16,000	2,490	13,510	84.4%
Total	\$ 3,448,546	\$ 3,448,546	\$ 3,003,849	\$ 444,697	12.9%
1245 Human Resources					
Salaries	\$ 282,110	\$ 282,110	\$ 276,096	\$ 6,014	2.1%
Salaries Overtime	250	250	139	111	44.4%
Other Salary & Supplements	2,580	2,580	2,580	0	0.0%
Employee Benefits	98,935	98,935	96,339	2,596	2.6%
Other Personnel Expense	2,880	2,880	2,880	(0)	0.0%
Office Expense & Supplies	5,600	3,800	2,525	1,275	33.6%
Telephone & Utilities	650	650	603	47	7.3%
Maintenance & Repair	500	500	-	500	100.0%
Professional Services	1,250	3,050	2,640	410	13.5%
Other Services & Charges	500	500	-	500	100.0%
Other Expenses	7,550	7,550	5,449	2,101	27.8%
Travel	2,000	2,000	1,803	197	9.9%
Total	\$ 404,805	\$ 404,805	\$ 391,052	\$ 13,753	3.4%

	Original FY 2017 / 18 Budget	Adjusted FY 2017 / 18 Budget	Year to Date Activity	Available Balance	Percent of Budget Available
1250 County Auditor					
Salaries	\$ 1,084,366	\$ 1,084,366	\$ 1,049,202	\$ 35,164	3.2%
Salaries Overtime	7,500	8,500	18,871	(10,371)	-122.0%
Other Salary & Supplements	14,880	24,580	25,919	(1,339)	-5.4%
Employee Benefits	441,662	441,662	443,720	(2,058)	-0.5%
Other Personnel Expense	2,160	2,160	2,160	(0)	0.0%
Office Expense & Supplies	23,500	18,300	16,226	2,074	11.3%
Telephone & Utilities	5,000	5,000	4,005	995	19.9%
Maintenance & Repair	1,000	800	605	196	24.4%
Professional Services	334,000	340,800	337,322	3,478	1.0%
Other Services & Charges	7,685	6,685	4,376	2,309	34.5%
Other Expenses	18,000	14,500	15,178	(678)	-4.7%
Travel	15,000	7,400	7,246	154	2.1%
Total	\$ 1,954,753	\$ 1,954,753	\$ 1,924,829	\$ 29,924	1.5%
1270 County Purchasing					
Salaries	\$ 381,555	\$ 381,555	\$ 379,429	\$ 2,126	0.6%
Salaries Overtime	1,000	1,000	274	726	72.6%
Other Salary & Supplements	4,260	4,260	3,300	960	22.5%
Employee Benefits	172,372	172,372	175,979	(3,607)	-2.1%
Other Personnel Expense	2,880	2,880	2,880	(0)	0.0%
Office Expense & Supplies	11,625	11,625	8,479	3,146	27.1%
Food & Kitchen Expenses	100	100	79	21	21.0%
Telephone & Utilities	2,675	2,675	1,936	739	27.6%
Maintenance & Repair	7,575	7,575	3,060	4,515	59.6%
Professional Services	1,500	1,500	527	973	64.9%
Other Services & Charges	15,323	15,323	15,885	(562)	-3.7%
Other Expenses	12,830	12,830	7,502	5,328	41.5%
Travel	3,000	3,000	1,546	1,454	48.5%
Total	\$ 616,695	\$ 616,695	\$ 600,875	\$ 15,820	2.6%

	Original FY 2017 / 18 Budget	Adjusted FY 2017 / 18 Budget	Year to Date Activity	Available Balance	Percent of Budget Available
1275 Veterans' Service					
Salaries	\$ 74,277	\$ 74,277	\$ 74,289	\$ (12)	0.0%
Employee Benefits	31,325	31,325	31,108	217	0.7%
Other Personnel Expense	2,520	2,520	2,520	(0)	0.0%
Office Expense & Supplies	3,400	3,400	1,273	2,127	62.5%
Telephone & Utilities	-	-	622	(622)	0.0%
Maintenance & Repair	200	200	-	200	100.0%
Professional Services	700	400	35	365	91.3%
Other Services & Charges	19,301	19,601	19,502	99	0.5%
Other Expenses	2,790	2,790	1,918	872	31.3%
Travel	3,000	3,000	-	3,000	100.0%
Total	\$ 137,513	\$ 137,513	\$ 131,267	\$ 6,246	4.5%
1280 Employees' Benefits					
Employee Benefits	\$ 52,276	\$ 52,276	\$ -	\$ 52,276	100.0%
Office Expense & Supplies	1,250	1,250	929	321	25.7%
Food & Kitchen Expenses	700	700	-	700	100.0%
Professional Services	134,620	134,620	86,022	48,598	36.1%
Other Services & Charges	15,000	15,000	1,298	13,702	91.3%
Other Expenses	1,500	1,500	-	1,500	100.0%
Total	\$ 205,346	\$ 205,346	\$ 88,249	\$ 117,097	57.0%
1285 General Administration					
Office Expense & Supplies	\$ 4,550	\$ 4,550	\$ 3,741	\$ 809	17.8%
Food & Kitchen Expenses	1,000	1,000	1,021	(21)	-2.1%
Professional Services	431,000	431,000	355,544	75,456	17.5%
Special Personnel Services	-	-	808	(808)	0.0%
Reserve Appropriations	2,200,000	2,044,981	-	2,044,981	100.0%
Other Services & Charges	1,148,647	1,165,956	1,156,269	9,687	0.8%
Other Expenses	7,174	7,174	6,868	306	4.3%
Travel	15,000	15,000	3,715	11,285	75.2%
Total	\$ 3,807,371	\$ 3,669,661	\$ 1,527,966	\$ 2,141,695	58.4%
Total General Government	\$ 19,820,202	\$ 19,710,492	\$ 16,255,308	\$ 3,455,184	17.5%

	Original FY 2017 / 18 Budget	Adjusted FY 2017 / 18 Budget	Year to Date Activity	Available Balance	Percent of Budget Available
Buildings & Facilities					
1400 General Repairs - Building					
Salaries	\$ 58,344	\$ 58,344	\$ 58,527	\$ (183)	-0.3%
Salaries Overtime	3,500	3,500	3,433	67	1.9%
Other Salary & Supplements	780	780	780	-	0.0%
Employee Benefits	33,394	33,394	33,912	(518)	-1.6%
Maintenance & Repair	4,679	4,679	1,328	3,351	71.6%
Total	\$ 100,697	\$ 100,697	\$ 97,979	\$ 2,718	2.7%
1440 Ronnie H. Polston Bldg					
Salaries	\$ 24,086	\$ 24,086	\$ 24,152	\$ (66)	-0.3%
Employee Benefits	13,399	13,399	13,146	253	1.9%
Office Expense & Supplies	1,200	1,200	612	588	49.0%
Telephone & Utilities	21,366	21,366	16,766	4,600	21.5%
Maintenance & Repair	1,000	1,000	520	480	48.0%
Total	\$ 61,051	\$ 61,051	\$ 55,196	\$ 5,855	9.6%
1450 Bill Bode County Building					
Salaries	\$ 30,545	\$ 30,545	\$ 28,962	\$ 1,583	5.2%
Other Salary & Supplements	810	810	780	30	3.7%
Employee Benefits	18,730	18,730	14,341	4,389	23.4%
Office Expense & Supplies	1,000	1,000	747	253	25.3%
Telephone & Utilities	19,800	19,800	16,110	3,690	18.6%
Maintenance & Repair	900	900	49	851	94.6%
Total	\$ 71,785	\$ 71,785	\$ 60,990	\$ 10,795	15.0%
1460 Robert N. Barnes Juv. Facility					
Telephone & Utilities	\$ 329,857	\$ 329,857	\$ 228,914	\$ 100,943	30.6%
Maintenance & Repair	3,200	3,200	574	2,626	82.1%
Other Services & Charges	2,200	2,200	142	2,058	93.5%
Total	\$ 335,257	\$ 335,257	\$ 229,630	\$ 105,627	31.5%
1465 Broadway Warehouse					
Telephone & Utilities	\$ 6,392	\$ 6,392	\$ 5,968	\$ 424	6.6%
Maintenance & Repair	-	300	61	239	79.7%
Total	\$ 6,392	\$ 6,692	\$ 6,029	\$ 663	9.9%

	Original FY 2017 / 18 Budget	Adjusted FY 2017 / 18 Budget	Year to Date Activity	Available Balance	Percent of Budget Available
1470 Records Management Department					
Salaries	\$ 234,104	\$ 234,104	\$ 233,251	\$ 853	0.4%
Salaries Overtime	-	2,290	2,290	0	0.0%
Other Salary & Supplements	36,660	36,660	31,755	4,905	13.4%
Employee Benefits	97,479	97,479	100,288	(2,809)	-2.9%
Office Expense & Supplies	4,500	4,500	4,277	223	4.9%
Telephone & Utilities	27,496	27,496	20,774	6,722	24.4%
Maintenance & Repair	29,500	27,210	4,831	22,379	82.2%
Professional Services	-	-	-	-	0.0%
Other Services & Charges	216,345	216,345	212,523	3,823	1.8%
Other Expenses	4,000	4,000	2,847	1,153	28.8%
Travel	900	900	-	900	100.0%
Total	\$ 650,984	\$ 650,984	\$ 612,835	\$ 38,149	5.9%
1490 CSCD Cook Building					
Office Expense & Supplies	18,000	18,700	17,728	972	5.2%
Telephone & Utilities	83,914	83,914	59,952	23,962	28.6%
Maintenance & Repair	2,750	2,750	1,478	1,272	46.2%
Other Services & Charges	67,800	67,800	67,766	34	0.0%
Other Expenses	9,090	9,090	12,154	(3,064)	-33.7%
Total	\$ 181,554	\$ 182,254	\$ 159,079	\$ 23,175	12.7%
1500 Mechanical Maintenance					
Salaries	\$ 292,656	\$ 292,656	\$ 267,278	\$ 25,378	8.7%
Salaries Overtime	25,000	25,000	1,954	23,046	92.2%
Other Salary & Supplements	1,980	1,980	1,980	(0)	0.0%
Employee Benefits	142,217	142,217	135,452	6,765	4.8%
Other Personnel Expense	2,000	2,000	1,647	353	17.7%
Office Expense & Supplies	3,500	3,500	1,104	2,396	68.4%
Telephone & Utilities	1,271,799	1,271,799	1,222,732	49,067	3.9%
Maintenance & Repair	12,026	12,026	6,143	5,883	48.9%
Professional Services	16,200	16,200	5,988	10,212	63.0%
Reserve Appropriations	750,000	750,000	-	750,000	100.0%
Other Services & Charges	1,500	1,500	383	1,117	74.4%
Total	\$ 2,518,878	\$ 2,518,878	\$ 1,644,663	\$ 874,215	34.7%

	Original FY 2017 / 18 Budget	Adjusted FY 2017 / 18 Budget	Year to Date Activity	Available Balance	Percent of Budget Available
1510 Agua Dulce Building					
Salaries	\$ 12,906	\$ 12,906	\$ 12,676	\$ 230	1.8%
Salaries Overtime	-	-	-	-	0.0%
Other Salary & Supplements	-	-	-	-	0.0%
Employee Benefits	8,760	8,760	8,754	6	0.1%
Office Expense & Supplies	1,400	1,400	1,158	242	17.3%
Telephone & Utilities	21,670	21,670	13,336	8,334	38.5%
Maintenance & Repair	500	500	215	285	57.0%
Total	\$ 45,236	\$ 45,236	\$ 36,139	\$ 9,097	20.1%
1520 Bishop Building					
Office Expense & Supplies	1,200	1,200	855	345	28.8%
Telephone & Utilities	39,850	39,850	42,568	(2,718)	-6.8%
Maintenance & Repair	500	500	408	92	18.4%
Total	\$ 41,550	\$ 41,550	\$ 43,830	\$ (2,280)	-5.5%
1530 Port Aransas Building					
Salaries	\$ 11,471	\$ 11,471	\$ 11,508	\$ (37)	-0.3%
Employee Benefits	2,717	2,717	2,710	7	0.2%
Office Expense & Supplies	1,050	1,050	32	1,018	97.0%
Telephone & Utilities	20,301	20,301	740	19,561	96.4%
Maintenance & Repair	500	500	-	500	100.0%
Other Services & Charges	-	-	-	-	0.0%
Total	\$ 36,039	\$ 36,039	\$ 14,990	\$ 21,049	58.4%
1540 Johnny S. Calderon Co. Bldg					
Salaries	\$ 79,477	\$ 79,477	\$ 79,544	\$ (67)	-0.1%
Salaries Overtime	-	-	-	-	0.0%
Other Salary & Supplements	720	720	720	0	0.0%
Employee Benefits	42,062	42,062	41,878	184	0.4%
Office Expense & Supplies	4,500	4,500	3,135	1,365	30.3%
Telephone & Utilities	105,235	105,235	91,331	13,904	13.2%
Maintenance & Repair	1,950	1,950	489	1,461	74.9%
Other Services & Charges	200	200	72	128	64.2%
Total	\$ 234,144	\$ 234,144	\$ 217,169	\$ 16,975	7.2%

	Original FY 2017 / 18 Budget	Adjusted FY 2017 / 18 Budget	Year to Date Activity	Available Balance	Percent of Budget Available
1545 Keach Library Building					
Salaries	\$ 25,210	\$ 25,210	\$ 25,250	\$ (40)	-0.2%
Salaries Overtime	1,000	1,000	-	1,000	100.0%
Other Salary & Supplements	1,800	1,800	1,800	0	0.0%
Employee Benefits	14,079	14,079	14,091	(12)	-0.1%
Office Expense & Supplies	1,400	2,900	2,901	(1)	0.0%
Telephone & Utilities	198,788	198,788	148,731	50,057	25.2%
Maintenance & Repair	500	500	128	372	74.3%
Other Services & Charges	-	-	-	-	0.0%
Total	\$ 242,777	\$ 244,277	\$ 192,901	\$ 51,376	21.0%
1550 Agriculture Bldg - Robstown					
Office Expense & Supplies	\$ -	\$ -	\$ -	\$ -	0.0%
Telephone & Utilities	13,500	13,500	3,998	9,502	70.4%
Maintenance & Repair	22,360	22,360	135	22,225	99.4%
Other Services & Charges	323	323	323	(0)	0.0%
Total	\$ 36,183	\$ 36,183	\$ 4,456	\$ 31,727	87.7%
1565 Medical Examiner Building					
Office Expense & Supplies	\$ 250	\$ 3,750	\$ 3,020	\$ 730	19.5%
Telephone & Utilities	28,985	28,985	22,019	6,966	24.0%
Maintenance & Repair	500	500	150	350	70.0%
Total	\$ 29,735	\$ 33,235	\$ 25,189	\$ 8,046	24.2%
1570 Building Superintendent					
Salaries	\$ 338,458	\$ 338,458	\$ 275,276	\$ 63,182	18.7%
Salaries Overtime	2,500	5,500	4,650	850	15.4%
Other Salary & Supplements	4,890	4,890	4,941	(51)	-1.0%
Employee Benefits	100,314	100,314	100,990	(676)	-0.7%
Other Personnel Expense	8,648	8,648	5,228	3,421	39.6%
Office Expense & Supplies	5,222	5,222	1,908	3,314	63.5%
Telephone & Utilities	7,300	7,300	6,819	481	6.6%
Maintenance & Repair	2,088,627	2,074,027	1,789,315	284,712	13.7%
Professional Services	33,200	33,200	10,817	22,384	67.4%
Other Services & Charges	934,545	934,545	930,302	4,243	0.5%
Other Expenses	3,000	3,000	2,786	214	7.1%
Travel	4,000	4,000	-	4,000	100.0%
Total	\$ 3,530,704	\$ 3,519,104	\$ 3,133,030	\$ 386,074	11.0%

	Original FY 2017 / 18 Budget	Adjusted FY 2017 / 18 Budget	Year to Date Activity	Available Balance	Percent of Budget Available
1580 Welfare Bldg - Robstown					
Office Expense & Supplies	800	800	448	352	44.0%
Telephone & Utilities	20,746	20,746	14,857	5,889	28.4%
Maintenance & Repair	500	500	37	463	92.6%
Total	\$ 22,046	\$ 22,046	\$ 15,343	\$ 6,703	30.4%
1590 Hilltop Facility					
Salaries	\$ 70,782	\$ 70,782	\$ 59,342	\$ 11,440	16.2%
Salaries Overtime	-	-	0	(0)	0.0%
Other Salary & Supplements	780	780	780	-	0.0%
Employee Benefits	36,514	36,514	32,642	3,872	10.6%
Office Expense & Supplies	7,000	5,277	1,841	3,436	65.1%
Telephone & Utilities	41,518	41,518	30,277	11,241	27.1%
Maintenance & Repair	46,000	45,500	34,596	10,904	24.0%
Professional Services	-	2,223	2,223	-	0.0%
Other Services & Charges	12,323	12,323	6,264	6,059	49.2%
Total	\$ 214,917	\$ 214,917	\$ 167,966	\$ 46,951	21.8%
1600 Precinct III Yard Buildings					
Office Expense & Supplies	\$ 500	\$ 500	\$ 543	\$ (43)	-8.6%
Telephone & Utilities	18,000	18,000	13,821	4,179	23.2%
Maintenance & Repair	500	1,600	924	676	42.2%
Total	\$ 19,000	\$ 20,100	\$ 15,289	\$ 4,811	23.9%
1740 McKenzie Jail Annex					
Salaries	\$ 101,213	\$ 101,213	\$ 73,869	\$ 27,344	27.0%
Salaries Overtime	4,000	4,000	440	3,560	89.0%
Employee Benefits	38,690	38,690	33,634	5,056	13.1%
Office Expense & Supplies	500	500	81	419	83.8%
Telephone & Utilities	605,763	605,763	506,232	99,531	16.4%
Maintenance & Repair	8,118	12,618	7,621	4,997	39.6%
Professional Services	-	-	-	-	0.0%
Other Services & Charges	3,823	3,823	769	3,054	79.9%
Total	\$ 762,107	\$ 766,607	\$ 622,646	\$ 143,961	18.8%

	Original FY 2017 / 18 Budget	Adjusted FY 2017 / 18 Budget	Year to Date Activity	Available Balance	Percent of Budget Available
1760 Robstown Community Building					
Office Expense & Supplies	\$ 1,500	\$ 1,600	\$ 1,577	\$ 23	1.5%
Telephone & Utilities	42,505	42,505	31,259	11,246	26.5%
Maintenance & Repair	36,500	35,400	21,419	13,981	39.5%
Other Services & Charges	5,000	6,000	4,745	1,255	20.9%
Total	\$ 85,505	\$ 85,505	\$ 58,999	\$ 26,506	31.0%
1770 Sr Community Services Bldgs.					
Office Expense & Supplies	\$ 1,000	\$ 1,000	\$ 960	\$ 40	4.0%
Telephone & Utilities	37,247	37,247	27,458	9,789	26.3%
Maintenance & Repair	24,700	24,700	12,916	11,785	47.7%
Other Services & Charges	4,000	4,000	2,281	1,719	43.0%
Total	\$ 66,947	\$ 66,947	\$ 43,615	\$ 23,332	34.9%
1780 David Berlanga, Sr. Bldg					
Office Expense & Supplies	\$ 500	\$ 500	\$ 145	\$ 355	71.0%
Telephone & Utilities	22,941	22,941	15,548	7,393	32.2%
Maintenance & Repair	12,850	12,850	963	11,888	92.5%
Other Services & Charges	1,760	1,760	1,002	758	43.0%
Total	\$ 38,051	\$ 38,051	\$ 17,658	\$ 20,393	53.6%
Total Buildings & Facilities	\$ 9,331,539	\$ 9,331,539	\$ 7,475,622	\$ 1,855,917	19.9%
Administration of Justice					
3110 County Court at Law 1					
Salaries	\$ 335,693	\$ 335,693	\$ 318,839	\$ 16,854	5.0%
Salaries Overtime	-	-	0	(0)	0.0%
Other Salary & Supplements	4,880	6,470	7,977	(1,507)	-23.3%
Employee Benefits	126,220	124,630	98,041	26,589	21.3%
Office Expense & Supplies	4,265	3,840	3,276	564	14.7%
Maintenance & Repair	500	500	213	287	57.4%
Professional Services	1,918	1,518	12,055	(10,537)	-694.2%
Special Personnel Services	198,500	148,665	128,207	20,458	13.8%
Other Services & Charges	1,367	2,417	2,416	1	0.1%
Other Expenses	4,025	4,025	3,900	125	3.1%
Travel	1,300	883	882	1	0.1%
Total	\$ 678,668	\$ 628,641	\$ 575,806	\$ 52,835	8.4%

	Original FY 2017 / 18 Budget	Adjusted FY 2017 / 18 Budget	Year to Date Activity	Available Balance	Percent of Budget Available
3120 County Court at Law 2					
Salaries	\$ 321,570	\$ 321,570	\$ 321,817	\$ (247)	-0.1%
Salaries Overtime	-	-	-	-	0.0%
Other Salary & Supplements	4,760	4,336	2,730	1,606	37.0%
Employee Benefits	91,640	91,640	108,159	(16,519)	-18.0%
Office Expense & Supplies	4,600	4,600	3,579	1,021	22.2%
Maintenance & Repair	500	500	336	164	32.7%
Professional Services	900	900	2,770	(1,870)	-207.8%
Special Personnel Services	198,500	154,750	128,485	26,265	17.0%
Other Services & Charges	1,166	2,666	2,535	131	4.9%
Other Expenses	4,518	4,518	5,124	(606)	-13.4%
Travel	1,300	1,300	844	456	35.1%
Total	\$ 629,454	\$ 586,780	\$ 576,379	\$ 10,401	1.8%
3130 County Court at Law 3					
Salaries	\$ 313,167	\$ 313,167	\$ 314,825	\$ (1,658)	-0.5%
Salaries Overtime	-	-	-	-	0.0%
Other Salary & Supplements	3,440	3,440	4,028	(588)	-17.1%
Employee Benefits	89,610	89,610	87,593	2,017	2.3%
Office Expense & Supplies	3,465	3,965	3,379	586	14.8%
Maintenance & Repair	500	370	273	97	26.3%
Professional Services	1,918	1,788	4,240	(2,452)	-137.2%
Special Personnel Services	198,500	154,750	133,987	20,763	13.4%
Other Services & Charges	1,868	2,868	2,868	-	0.0%
Other Expenses	4,518	4,518	5,124	(606)	-13.4%
Travel	1,300	1,383	1,383	0	0.0%
Total	\$ 618,286	\$ 575,859	\$ 557,699	\$ 18,160	3.2%

	Original FY 2017 / 18 Budget	Adjusted FY 2017 / 18 Budget	Year to Date Activity	Available Balance	Percent of Budget Available
3140 County Court at Law 4					
Salaries	\$ 313,811	\$ 313,811	\$ 312,523	\$ 1,288	0.4%
Other Salary & Supplements	3,560	2,621	1,500	1,121	42.8%
Employee Benefits	93,678	93,678	90,052	3,626	3.9%
Office Expense & Supplies	3,565	3,565	2,521	1,044	29.3%
Telephone & Utilities	-	-	-	-	0.0%
Maintenance & Repair	500	500	213	287	57.4%
Professional Services	1,918	1,918	2,805	(887)	-46.3%
Special Personnel Services	198,500	154,750	112,654	42,096	27.2%
Other Services & Charges	1,457	2,957	2,457	500	16.9%
Other Expenses	4,025	4,025	3,900	125	3.1%
Travel	1,300	1,300	884	416	32.0%
Total	\$ 622,314	\$ 579,125	\$ 529,510	\$ 49,615	8.6%
3150 County Court at Law 5					
Salaries	\$ 323,417	\$ 323,417	\$ 339,837	\$ (16,420)	-5.1%
Salaries Overtime	-	100	3	97	96.7%
Other Salary & Supplements	-	2,900	2,518	382	13.2%
Employee Benefits	111,117	111,117	106,547	4,570	4.1%
Office Expense & Supplies	6,000	6,630	4,801	1,829	27.6%
Maintenance & Repair	500	300	213	87	29.1%
Professional Services	1,918	1,418	5,715	(4,297)	-303.1%
Special Personnel Services	433,500	703,518	720,414	(16,896)	-2.4%
Other Services & Charges	1,408	3,178	3,178	(0)	0.0%
Other Expenses	6,500	6,500	5,752	748	11.5%
Travel	1,300	1,200	887	313	26.1%
Total	\$ 885,660	\$ 1,160,278	\$ 1,189,866	\$ (29,588)	-2.6%
3200 Legal Aid					
Salaries	\$ 59,301	\$ 59,301	\$ 59,301	\$ 0	0.0%
Employee Benefits	12,499	12,499	12,389	110	0.9%
Office Expense & Supplies	5,000	5,000	4,494	506	10.1%
Other Services & Charges	25,000	25,000	25,000	-	0.0%
Total	\$ 101,800	\$ 101,800	\$ 101,184	\$ 616	0.6%

	Original FY 2017 / 18 Budget	Adjusted FY 2017 / 18 Budget	Year to Date Activity	Available Balance	Percent of Budget Available
3250 Magistrate/ DWI Drug Court					
Salaries	\$ 194,051	\$ 194,051	\$ 196,229	\$ (2,178)	-1.1%
Salaries Overtime	-	-	-	-	0.0%
Other Salary & Supplements	1,800	1,800	1,800	0	0.0%
Employee Benefits	48,996	48,996	60,190	(11,194)	-22.8%
Office Expense & Supplies	3,650	3,650	3,771	(121)	-3.3%
Professional Services	1,200	1,200	-	1,200	100.0%
Special Personnel Services	5,000	5,000	-	5,000	100.0%
Other Services & Charges	700	700	440	260	37.1%
Other Expenses	7,000	7,000	5,843	1,157	16.5%
Travel	4,000	4,000	-	4,000	100.0%
Total	\$ 266,397	\$ 266,397	\$ 268,273	\$ (1,876)	-0.7%
3300 Court Administration					
Salaries	\$ 250,328	\$ 250,328	\$ 247,384	\$ 2,944	1.2%
Salaries Overtime	-	327	327	0	0.1%
Other Salary & Supplements	38,680	38,680	31,515	7,165	18.5%
Employee Benefits	100,530	100,530	112,800	(12,270)	-12.2%
Office Expense & Supplies	5,200	5,950	6,643	(693)	-11.7%
Food & Kitchen Expenses	1,200	2,200	2,282	(82)	-3.7%
Maintenance & Repair	1,000	600	-	600	100.0%
Professional Services	500	2,025	1,452	573	28.3%
Special Personnel Services	292,500	109,673	4,838	104,835	95.6%
Other Services & Charges	49,765	49,765	54,303	(4,538)	-9.1%
Other Expenses	11,700	11,700	6,502	5,198	44.4%
Travel	2,600	2,225	1,058	1,167	52.5%
Total	\$ 754,003	\$ 574,003	\$ 469,103	\$ 104,900	18.3%

	Original FY 2017 / 18 Budget	Adjusted FY 2017 / 18 Budget	Year to Date Activity	Available Balance	Percent of Budget Available
3305 Title IV-D Court					
Salaries	\$ 127,525	\$ 127,525	\$ 127,538	\$ (13)	0.0%
Other Salary & Supplements	1,740	1,740	1,740	0	0.0%
Employee Benefits	42,669	42,669	45,822	(3,153)	-7.4%
Office Expense & Supplies	1,370	2,349	2,020	329	14.0%
Maintenance & Repair	250	250	209	41	16.5%
Professional Services	760	760	716	44	5.7%
Other Services & Charges	300	75	-	75	100.0%
Total	\$ 174,614	\$ 175,368	\$ 178,045	\$ (2,677)	-1.5%
3310 28th District Court					
Salaries	\$ 167,086	\$ 167,086	\$ 167,300	\$ (214)	-0.1%
Salaries Overtime	1,000	1,000	-	1,000	100.0%
Other Salary & Supplements	23,060	21,474	22,440	(966)	-4.5%
Employee Benefits	62,886	62,886	47,024	15,862	25.2%
Office Expense & Supplies	3,825	3,825	2,107	1,718	44.9%
Maintenance & Repair	500	500	213	287	57.4%
Professional Services	2,018	2,018	14,851	(12,833)	-635.9%
Special Personnel Services	352,140	352,140	247,041	105,099	29.8%
Other Services & Charges	1,593	3,093	2,393	700	22.6%
Other Expenses	3,335	3,335	3,092	243	7.3%
Travel	1,500	1,500	-	1,500	100.0%
Total	\$ 618,943	\$ 618,857	\$ 506,462	\$ 112,395	18.2%

	Original FY 2017 / 18 Budget	Adjusted FY 2017 / 18 Budget	Year to Date Activity	Available Balance	Percent of Budget Available
3320 94th District Court					
Salaries	\$ 168,418	\$ 168,418	\$ 164,660	\$ 3,758	2.2%
Salaries Overtime	1,000	-	-	-	0.0%
Other Salary & Supplements	23,060	21,060	21,609	(549)	-2.6%
Employee Benefits	67,106	67,106	65,144	1,962	2.9%
Office Expense & Supplies	3,825	3,825	2,891	934	24.4%
Maintenance & Repair	500	400	213	187	46.8%
Professional Services	2,018	1,418	3,035	(1,617)	-114.1%
Special Personnel Services	352,140	364,140	330,833	33,307	9.1%
Other Services & Charges	2,200	3,700	3,000	700	18.9%
Other Expenses	3,140	3,140	3,546	(406)	-12.9%
Travel	1,500	1,161	830	331	28.5%
Total	\$ 624,907	\$ 634,368	\$ 595,761	\$ 38,607	6.1%
3330 105th District Court					
Salaries	\$ 146,911	\$ 146,911	\$ 146,951	\$ (40)	0.0%
Salaries Overtime	1,000	100	5	95	95.2%
Other Salary & Supplements	20,000	22,090	21,434	656	3.0%
Employee Benefits	50,217	50,217	57,741	(7,524)	-15.0%
Office Expense & Supplies	3,525	1,295	1,127	168	13.0%
Maintenance & Repair	500	300	213	87	29.1%
Professional Services	2,018	1,893	13,343	(11,450)	-604.8%
Special Personnel Services	185,140	226,890	222,561	4,329	1.9%
Other Services & Charges	1,687	2,887	2,536	351	12.2%
Other Expenses	2,800	2,800	2,387	413	14.8%
Travel	1,500	4,440	4,439	1	0.0%
Total	\$ 415,298	\$ 459,823	\$ 472,736	\$ (12,913)	-2.8%

	Original FY 2017 / 18 Budget	Adjusted FY 2017 / 18 Budget	Year to Date Activity	Available Balance	Percent of Budget Available
3340 117th District Court					
Salaries	\$ 180,190	\$ 180,190	\$ 180,254	\$ (64)	0.0%
Salaries Overtime	1,000	1,000	-	1,000	100.0%
Other Salary & Supplements	23,000	21,406	22,260	(854)	-4.0%
Employee Benefits	69,425	69,425	72,197	(2,772)	-4.0%
Office Expense & Supplies	3,625	3,625	1,898	1,727	47.6%
Maintenance & Repair	500	500	213	287	57.4%
Professional Services	2,018	2,018	4,523	(2,505)	-124.1%
Special Personnel Services	352,140	352,140	260,841	91,299	25.9%
Other Services & Charges	1,366	2,866	2,241	625	21.8%
Other Expenses	3,140	3,140	3,591	(451)	-14.4%
Travel	1,500	1,500	814	686	45.7%
Total	\$ 637,904	\$ 637,810	\$ 548,832	\$ 88,978	14.0%
3350 148th District Court					
Salaries	\$ 153,337	\$ 153,337	\$ 153,488	\$ (151)	-0.1%
Salaries Overtime	1,000	1,000	625	375	37.5%
Other Salary & Supplements	21,800	20,900	20,891	9	0.0%
Employee Benefits	67,782	67,782	66,546	1,236	1.8%
Office Expense & Supplies	3,525	3,525	2,727	798	22.6%
Maintenance & Repair	500	500	213	287	57.4%
Professional Services	2,018	2,393	31,560	(29,167)	-1218.9%
Special Personnel Services	352,140	349,377	294,020	55,357	15.8%
Other Services & Charges	2,200	3,700	3,000	700	18.9%
Other Expenses	3,220	3,220	2,254	966	30.0%
Travel	1,500	3,001	3,001	0	0.0%
Total	\$ 609,022	\$ 608,735	\$ 578,324	\$ 30,411	5.0%

	Original FY 2017 / 18 Budget	Adjusted FY 2017 / 18 Budget	Year to Date Activity	Available Balance	Percent of Budget Available
3360 214th District Court					
Salaries	\$ 145,559	\$ 145,559	\$ 145,595	\$ (36)	0.0%
Salaries Overtime	1,000	700	634	66	9.5%
Other Salary & Supplements	20,000	21,700	23,554	(1,854)	-8.5%
Employee Benefits	69,603	69,603	57,327	12,276	17.6%
Office Expense & Supplies	3,925	4,325	4,365	(40)	-0.9%
Maintenance & Repair	500	300	213	87	29.1%
Professional Services	2,018	2,566	32,117	(29,551)	-1151.6%
Special Personnel Services	352,140	377,317	350,519	26,798	7.1%
Other Services & Charges	2,200	3,382	3,235	147	4.3%
Other Expenses	2,610	2,610	2,254	356	13.7%
Travel	1,500	2,970	2,968	2	0.1%
Total	\$ 601,055	\$ 631,032	\$ 622,780	\$ 8,252	1.3%
3370 319th District Court					
Salaries	\$ 159,390	\$ 159,390	\$ 156,082	\$ 3,308	2.1%
Salaries Overtime	1,000	1,800	1,801	(1)	0.0%
Other Salary & Supplements	21,800	22,800	22,310	490	2.1%
Employee Benefits	53,197	53,197	52,516	681	1.3%
Office Expense & Supplies	3,825	3,325	1,850	1,475	44.4%
Maintenance & Repair	500	500	213	287	57.4%
Professional Services	2,018	1,718	7,130	(5,412)	-315.0%
Special Personnel Services	352,140	349,791	338,933	10,858	3.1%
Other Services & Charges	1,629	3,129	2,429	700	22.4%
Other Expenses	3,000	3,000	2,594	406	13.5%
Travel	1,500	-	-	-	0.0%
Total	\$ 599,999	\$ 598,650	\$ 585,856	\$ 12,794	2.1%

	Original FY 2017 / 18 Budget	Adjusted FY 2017 / 18 Budget	Year to Date Activity	Available Balance	Percent of Budget Available
3380 347th District Court					
Salaries	\$ 173,327	\$ 173,327	\$ 171,031	\$ 2,296	1.3%
Salaries Overtime	1,000	1,500	1,371	129	8.6%
Other Salary & Supplements	23,360	22,344	21,360	984	4.4%
Employee Benefits	84,637	84,637	82,934	1,703	2.0%
Other Personnel Expense	-	-	21,000	(21,000)	0.0%
Office Expense & Supplies	4,125	3,725	3,788	(63)	-1.7%
Maintenance & Repair	500	400	213	187	46.9%
Professional Services	2,018	2,018	27,490	(25,472)	-1262.3%
Special Personnel Services	352,140	357,140	326,177	30,963	8.7%
Other Services & Charges	2,044	3,544	3,334	210	5.9%
Other Expenses	3,000	3,000	2,647	353	11.8%
Travel	1,500	1,500	284	1,216	81.0%
Total	\$ 647,651	\$ 653,135	\$ 661,630	\$ (8,495)	-1.3%
3480 Juvenile Probation					
Salaries	\$ 1,621,950	\$ 1,621,950	\$ 1,608,914	\$ 13,036	0.8%
Salaries Overtime	4,500	4,500	7,393	(2,893)	-64.3%
Other Salary & Supplements	23,975	23,975	25,533	(1,558)	-6.5%
Employee Benefits	731,620	731,620	686,656	44,964	6.1%
Other Personnel Expense	52,000	52,000	47,706	4,294	8.3%
Office Expense & Supplies	27,050	27,050	26,961	89	0.3%
Food & Kitchen Expenses	-	-	-	-	0.0%
Telephone & Utilities	10,200	10,200	5,252	4,948	48.5%
Maintenance & Repair	16,414	16,414	10,575	5,839	35.6%
Professional Services	11,600	33,100	34,961	(1,861)	-5.6%
Other Services & Charges	21,936	24,936	23,354	1,582	6.3%
Other Expenses	13,600	13,600	13,942	(342)	-2.5%
Travel	35,000	35,000	27,776	7,224	20.6%
Total	\$ 2,569,845	\$ 2,594,345	\$ 2,519,024	\$ 75,321	2.9%

	Original FY 2017 / 18 Budget	Adjusted FY 2017 / 18 Budget	Year to Date Activity	Available Balance	Percent of Budget Available
3490 Juvenile Detention					
Salaries	\$ 868,587	\$ 868,587	\$ 807,975	\$ 60,612	7.0%
Salaries Overtime	27,560	30,060	38,454	(8,394)	-27.9%
Other Salary & Supplements	55,280	55,280	41,972	13,308	24.1%
Employee Benefits	392,170	392,170	383,123	9,047	2.3%
Office Expense & Supplies	9,300	9,300	9,278	22	0.2%
Food & Kitchen Expenses	110,000	103,600	104,103	(503)	-0.5%
Maintenance & Repair	11,500	7,900	7,134	766	9.7%
Professional Services	7,000	7,000	6,997	3	0.0%
Other Services & Charges	11,000	11,000	10,977	23	0.2%
Other Expenses	14,220	14,220	14,163	57	0.4%
Travel	1,800	1,800	1,331	469	26.1%
Total	\$ 1,508,417	\$ 1,500,917	\$ 1,425,507	\$ 75,410	5.0%
3492 Juvenile Justice Post-Adjudica					
Salaries	\$ 1,044,534	\$ 1,025,008	\$ 864,471	\$ 160,537	15.7%
Salaries Overtime	30,000	33,000	43,852	(10,852)	-32.9%
Other Salary & Supplements	35,840	54,566	45,708	8,858	16.2%
Employee Benefits	422,518	422,518	404,769	17,749	4.2%
Other Personnel Expense	-	800	248	552	69.0%
Office Expense & Supplies	8,050	8,050	8,671	(621)	-7.7%
Food & Kitchen Expenses	115,000	98,000	83,216	14,784	15.1%
Maintenance & Repair	11,300	8,300	7,224	1,076	13.0%
Professional Services	6,300	6,300	6,085	215	3.4%
Other Services & Charges	9,000	9,000	7,586	1,414	15.7%
Other Expenses	4,300	4,300	2,828	1,472	34.2%
Travel	900	900	831	69	7.6%
Total	\$ 1,687,742	\$ 1,670,742	\$ 1,475,490	\$ 195,252	11.7%

	Original FY 2017 / 18 Budget	Adjusted FY 2017 / 18 Budget	Year to Date Activity	Available Balance	Percent of Budget Available
3510 District Clerk-Jury Admin					
Salaries	\$ 70,263	\$ 70,263	\$ 70,296	\$ (33)	0.0%
Salaries Overtime	4,400	4,400	-	4,400	100.0%
Other Salary & Supplements	17,120	17,120	9,683	7,437	43.4%
Employee Benefits	22,632	22,632	23,341	(709)	-3.1%
Office Expense & Supplies	127,300	127,300	78,267	49,033	38.5%
Maintenance & Repair	45,359	45,359	45,359	-	0.0%
Professional Services	25,300	25,300	13,600	11,700	46.2%
Special Personnel Services	640,530	640,530	301,570	338,960	52.9%
Other Expenses	-	-	10,477	(10,477)	0.0%
Total	\$ 952,904	\$ 952,904	\$ 552,593	\$ 400,311	42.0%
3530 District Clerk					
Salaries	\$ 1,903,027	\$ 1,903,027	\$ 1,861,551	\$ 41,476	2.2%
Salaries Overtime	10,000	10,000	4,446	5,554	55.5%
Other Salary & Supplements	30,440	30,440	26,118	4,322	14.2%
Employee Benefits	840,244	840,244	867,809	(27,565)	-3.3%
Other Personnel Expense	10,260	10,260	10,260	(0)	0.0%
Office Expense & Supplies	117,060	117,060	117,174	(114)	-0.1%
Telephone & Utilities	-	-	-	-	0.0%
Maintenance & Repair	4,000	4,000	1,815	2,185	54.6%
Professional Services	10,000	6,700	1,285	5,415	80.8%
Other Services & Charges	500	500	415	85	17.1%
Other Expenses	29,000	29,000	22,187	6,813	23.5%
Travel	10,000	13,300	2,818	10,482	78.8%
Total	\$ 2,964,531	\$ 2,964,531	\$ 2,915,877	\$ 48,654	1.6%

	Original FY 2017 / 18 Budget	Adjusted FY 2017 / 18 Budget	Year to Date Activity	Available Balance	Percent of Budget Available
3600 Justice of the Peace 1-1					
Salaries	\$ 179,427	\$ 179,427	\$ 179,717	\$ (290)	-0.2%
Salaries Overtime	1,000	1,000	991	9	0.9%
Other Salary & Supplements	3,720	3,720	4,435	(715)	-19.2%
Employee Benefits	73,144	73,144	72,563	581	0.8%
Other Personnel Expense	3,900	3,900	3,900	-	0.0%
Office Expense & Supplies	5,200	5,200	5,090	110	2.1%
Telephone & Utilities	700	700	603	97	13.9%
Maintenance & Repair	500	500	-	500	100.0%
Professional Services	725	725	230	495	68.3%
Special Personnel Services	400	400	-	400	100.0%
Other Services & Charges	655	655	355	300	45.8%
Other Expenses	9,213	9,213	7,892	1,321	14.3%
Travel	3,500	3,500	1,533	1,967	56.2%
Total	\$ 282,084	\$ 282,084	\$ 277,309	\$ 4,776	1.7%
3610 Justice of the Peace 1-2					
Salaries	\$ 181,076	\$ 181,076	\$ 181,513	\$ (437)	-0.2%
Salaries Overtime	1,000	1,000	-	1,000	100.0%
Other Salary & Supplements	4,500	4,500	1,500	3,000	66.7%
Employee Benefits	62,014	62,014	53,775	8,239	13.3%
Other Personnel Expense	3,900	3,900	3,900	-	0.0%
Office Expense & Supplies	8,300	8,736	5,821	2,915	33.4%
Telephone & Utilities	1,000	1,000	603	397	39.7%
Maintenance & Repair	500	500	-	500	100.0%
Professional Services	600	600	300	300	50.0%
Special Personnel Services	300	300	-	300	100.0%
Other Services & Charges	300	664	-	664	100.0%
Other Expenses	3,470	3,470	3,473	(3)	-0.1%
Travel	3,500	2,700	1,158	1,542	57.1%
Total	\$ 270,460	\$ 270,460	\$ 252,043	\$ 18,417	6.8%

	Original FY 2017 / 18 Budget	Adjusted FY 2017 / 18 Budget	Year to Date Activity	Available Balance	Percent of Budget Available
3613 Justice of the Peace 1-3					
Salaries	\$ 156,158	\$ 156,158	\$ 143,149	\$ 13,009	8.3%
Salaries Overtime	1,000	1,165	1,164	1	0.1%
Other Salary & Supplements	15,800	15,800	15,886	(86)	-0.5%
Employee Benefits	65,989	65,989	68,880	(2,891)	-4.4%
Other Personnel Expense	3,900	3,900	3,088	813	20.8%
Office Expense & Supplies	4,100	4,100	2,920	1,180	28.8%
Telephone & Utilities	1,200	1,200	1,083	117	9.7%
Maintenance & Repair	500	500	128	372	74.4%
Professional Services	1,000	1,000	450	550	55.0%
Special Personnel Services	400	400	-	400	100.0%
Other Services & Charges	300	300	-	300	100.0%
Other Expenses	2,150	2,150	1,889	261	12.1%
Travel	4,000	3,835	1,740	2,095	54.6%
Total	\$ 256,497	\$ 256,497	\$ 240,377	\$ 16,120	6.3%
3621 Justice of the Peace 2-1					
Salaries	\$ 179,858	\$ 179,858	\$ 175,589	\$ 4,269	2.4%
Salaries Overtime	1,000	1,000	240	760	76.0%
Other Salary & Supplements	4,080	4,080	2,280	1,800	44.1%
Employee Benefits	81,758	81,758	78,347	3,411	4.2%
Other Personnel Expense	3,900	3,900	3,900	-	0.0%
Office Expense & Supplies	6,300	7,800	6,596	1,204	15.4%
Telephone & Utilities	2,800	2,800	2,569	231	8.2%
Maintenance & Repair	700	900	689	211	23.5%
Professional Services	1,200	1,200	300	900	75.0%
Special Personnel Services	-	-	-	-	0.0%
Other Services & Charges	28,505	30,505	29,824	681	2.2%
Other Expenses	2,510	2,510	2,332	178	7.1%
Travel	5,000	1,300	941	359	27.6%
Total	\$ 317,611	\$ 317,611	\$ 303,607	\$ 14,004	4.4%

	Original FY 2017 / 18 Budget	Adjusted FY 2017 / 18 Budget	Year to Date Activity	Available Balance	Percent of Budget Available
3622 Justice of the Peace 2-2					
Salaries	\$ 157,552	\$ 157,552	\$ 158,470	\$ (918)	-0.6%
Salaries Overtime	1,000	537	130	407	75.8%
Other Salary & Supplements	15,220	15,220	12,048	3,172	20.8%
Employee Benefits	61,738	61,738	61,853	(115)	-0.2%
Other Personnel Expense	3,900	3,900	3,900	-	0.0%
Office Expense & Supplies	5,300	5,500	5,336	164	3.0%
Telephone & Utilities	720	720	603	117	16.3%
Maintenance & Repair	500	500	290	210	42.0%
Professional Services	600	750	750	-	0.0%
Special Personnel Services	300	-	-	-	0.0%
Other Services & Charges	200	730	663	67	9.2%
Other Expenses	3,200	3,200	2,532	668	20.9%
Travel	4,000	3,883	2,972	911	23.5%
Total	\$ 254,230	\$ 254,230	\$ 249,547	\$ 4,683	1.8%
3630 Justice of the Peace 3					
Salaries	\$ 123,781	\$ 123,781	\$ 117,007	\$ 6,774	5.5%
Salaries Overtime	-	12	12	0	0.9%
Other Salary & Supplements	7,200	7,188	1,200	5,988	83.3%
Employee Benefits	73,707	73,707	60,137	13,570	18.4%
Other Personnel Expense	3,900	3,900	3,900	-	0.0%
Office Expense & Supplies	2,850	2,850	873	1,977	69.4%
Telephone & Utilities	-	-	-	-	0.0%
Maintenance & Repair	700	700	145	555	79.3%
Professional Services	1,900	1,050	880	170	16.2%
Other Services & Charges	300	300	50	250	83.3%
Other Expenses	2,226	2,226	1,942	284	12.8%
Travel	4,000	4,850	3,418	1,432	29.5%
Total	\$ 220,564	\$ 220,564	\$ 189,564	\$ 31,000	14.1%

	Original FY 2017 / 18 Budget	Adjusted FY 2017 / 18 Budget	Year to Date Activity	Available Balance	Percent of Budget Available
3640 Justice of the Peace 4					
Salaries	\$ 126,747	\$ 126,747	\$ 122,122	\$ 4,625	3.6%
Salaries Overtime	-	100	64	36	35.5%
Other Salary & Supplements	-	-	115	(115)	0.0%
Employee Benefits	54,105	54,105	48,108	5,997	11.1%
Other Personnel Expense	3,900	3,900	3,900	-	0.0%
Office Expense & Supplies	2,600	2,600	2,201	399	15.3%
Maintenance & Repair	300	175	-	175	100.0%
Professional Services	500	500	150	350	70.0%
Special Personnel Services	500	500	-	500	100.0%
Other Services & Charges	300	425	470	(45)	-10.6%
Other Expenses	2,207	2,207	2,024	183	8.3%
Travel	2,500	2,400	853	1,547	64.4%
Total	\$ 193,659	\$ 193,659	\$ 180,009	\$ 13,650	7.0%
3650 Justice of the Peace 5-1					
Salaries	\$ 160,110	\$ 160,110	\$ 160,147	\$ (37)	0.0%
Salaries Overtime	500	500	-	500	100.0%
Other Salary & Supplements	11,000	11,000	3,000	8,000	72.7%
Employee Benefits	74,134	74,134	69,174	4,960	6.7%
Other Personnel Expense	3,900	3,900	3,900	-	0.0%
Office Expense & Supplies	5,600	5,600	5,493	107	1.9%
Maintenance & Repair	500	500	340	160	32.0%
Professional Services	1,000	1,000	300	700	70.0%
Special Personnel Services	225	225	-	225	100.0%
Other Services & Charges	500	500	325	175	35.0%
Other Expenses	2,509	2,509	2,113	396	15.8%
Travel	3,300	3,300	1,362	1,938	58.7%
Total	\$ 263,278	\$ 263,278	\$ 246,152	\$ 17,126	6.5%

	Original FY 2017 / 18 <u>Budget</u>	Adjusted FY 2017 / 18 <u>Budget</u>	Year to Date Activity	Available Balance	Percent of Budget Available
3655 Justice of the Peace 5-2					
Salaries	\$ 128,556	\$ 128,556	\$ 128,650	\$ (94)	-0.1%
Other Salary & Supplements	1,320	1,320	1,320	(0)	0.0%
Employee Benefits	58,969	58,969	57,470	1,499	2.5%
Other Personnel Expense	3,900	3,900	3,900	-	0.0%
Office Expense & Supplies	1,500	1,500	636	864	57.6%
Telephone & Utilities	-	-	-	-	0.0%
Maintenance & Repair	250	400	359	41	10.3%
Professional Services	500	350	150	200	57.1%
Other Services & Charges	100	100	-	100	100.0%
Other Expenses	1,300	1,300	820	480	36.9%
Travel	4,200	4,200	1,896	2,304	54.9%
Total	\$ 200,595	\$ 200,595	\$ 195,202	\$ 5,393	2.7%
3890 Medical Examiner					
Salaries	\$ 751,608	\$ 751,608	\$ 748,536	\$ 3,072	0.4%
Salaries Overtime	10,000	7,000	7,092	(92)	-1.3%
Other Salary & Supplements	133,000	148,100	145,081	3,019	2.0%
Employee Benefits	258,444	258,444	254,089	4,355	1.7%
Other Personnel Expense	13,640	13,640	13,640	(0)	0.0%
Office Expense & Supplies	18,300	17,875	17,052	823	4.6%
Telephone & Utilities	2,148	2,148	2,181	(33)	-1.5%
Maintenance & Repair	10,300	135	134	1	0.5%
Professional Services	130,000	155,389	155,282	107	0.1%
Special Personnel Services	-	-	-	-	0.0%
Other Services & Charges	140,172	163,285	162,191	1,094	0.7%
Other Expenses	5,000	7,850	7,521	329	4.2%
Travel	8,000	11,877	11,877	0	0.0%
Total	\$ 1,480,612	\$ 1,537,351	\$ 1,524,677	\$ 12,674	0.8%
Total Administration of Justice	\$ 22,909,004	\$ 22,970,429	\$ 21,565,225	\$ 1,405,204	6.1%

	Original FY 2017 / 18 Budget	Adjusted FY 2017 / 18 Budget	Year to Date Activity	Available Balance	Percent of Budget Available
Law Enforcement & Corrections					
3520 District Attorney					
Salaries	\$ 3,381,540	\$ 3,381,540	\$ 3,170,283	\$ 211,257	6.2%
Salaries Overtime	5,500	1,300	626	674	51.8%
Other Salary & Supplements	105,371	153,115	123,665	29,450	19.2%
Employee Benefits	1,243,126	1,237,526	1,210,846	26,680	2.2%
Other Personnel Expense	19,805	19,805	23,882	(4,077)	-20.6%
Office Expense & Supplies	89,000	68,100	69,716	(1,616)	-2.4%
Telephone & Utilities	3,600	3,600	2,262	1,338	37.2%
Maintenance & Repair	24,536	11,636	13,578	(1,942)	-16.7%
Professional Services	65,315	61,915	45,576	16,339	26.4%
Special Personnel Services	20,000	14,100	13,572	528	3.7%
Other Services & Charges	24,859	23,415	25,755	(2,340)	-10.0%
Other Expenses	48,218	43,218	40,406	2,812	6.5%
Travel	27,000	38,600	39,989	(1,389)	-3.6%
Total	\$ 5,057,870	\$ 5,057,870	\$ 4,780,157	\$ 277,713	5.5%
3700 County Sheriff					
Salaries	\$ 2,701,305	\$ 2,701,305	\$ 2,596,279	\$ 105,026	3.9%
Salaries Overtime	95,000	95,000	132,513	(37,513)	-39.5%
Other Salary & Supplements	118,319	150,429	158,143	(7,714)	-5.1%
Employee Benefits	1,213,197	1,213,197	1,194,831	18,366	1.5%
Other Personnel Expense	-	500	116	384	76.8%
Office Expense & Supplies	49,000	49,000	41,836	7,164	14.6%
Food & Kitchen Expenses	-	-	-	-	0.0%
Telephone & Utilities	79,119	79,119	76,314	2,805	3.5%
Maintenance & Repair	391,752	396,752	281,169	115,583	29.1%
Professional Services	31,500	31,500	21,325	10,175	32.3%
Special Personnel Services	7,000	7,000	178	6,822	97.5%
Other Services & Charges	1,428,324	1,443,999	1,399,552	44,447	3.1%
Other Expenses	29,960	29,960	25,791	4,169	13.9%
Travel	8,500	3,500	3,218	282	8.1%
Capital Outlay	-	-	-	-	0.0%
Total	\$ 6,152,976	\$ 6,201,261	\$ 5,931,265	\$ 269,996	4.4%

	Original FY 2017 / 18 Budget	Adjusted FY 2017 / 18 Budget	Year to Date Activity	Available Balance	Percent of Budget Available
3710 ID Jail Division					
Salaries	\$ 508,471	\$ 508,471	\$ 435,317	\$ 73,154	14.4%
Salaries Overtime	25,000	25,000	54,862	(29,862)	-119.4%
Other Salary & Supplements	7,560	7,560	35,409	(27,849)	-368.4%
Employee Benefits	230,245	230,245	227,161	3,084	1.3%
Office Expense & Supplies	20,000	20,000	14,433	5,567	27.8%
Maintenance & Repair	52,500	52,500	44	52,456	99.9%
Professional Services	500	500	-	500	100.0%
Other Services & Charges	500	500	26	474	94.7%
Other Expenses	4,664	4,664	4,242	422	9.0%
Travel	700	700	-	700	100.0%
Total	\$ 850,140	\$ 850,140	\$ 771,494	\$ 78,646	9.3%
3720 Jail					
Salaries	\$ 8,294,532	\$ 8,294,532	\$ 7,515,382	\$ 779,150	9.4%
Salaries Overtime	992,000	992,000	1,967,897	(975,897)	-98.4%
Other Salary & Supplements	232,271	232,271	253,733	(21,462)	-9.2%
Employee Benefits	3,824,387	3,824,387	3,882,240	(57,853)	-1.5%
Other Personnel Expense	-	5,000	6,622	(1,622)	-32.4%
Office Expense & Supplies	171,000	171,000	194,391	(23,391)	-13.7%
Food & Kitchen Expenses	1,430,000	1,430,000	1,413,924	16,076	1.1%
Telephone & Utilities	500	500	2,955	(2,455)	-491.1%
Maintenance & Repair	127,000	127,000	130,605	(3,605)	-2.8%
Professional Services	6,000	6,000	1,468	4,532	75.5%
Special Personnel Services	8,000	8,000	1,220	6,780	84.8%
Reserve Appropriations	50,000	50,000	-	50,000	100.0%
Other Services & Charges	191,793	186,793	119,368	67,425	36.1%
Other Expenses	22,252	22,252	25,966	(3,714)	-16.7%
Travel	1,800	1,800	730	1,070	59.4%
Total	\$ 15,351,535	\$ 15,351,535	\$ 15,516,502	\$ (164,967)	-1.1%

	Original FY 2017 / 18 Budget	Adjusted FY 2017 / 18 Budget	Year to Date Activity	Available Balance	Percent of Budget Available
3810 Constable 1					
Salaries	\$ 466,083	\$ 466,083	\$ 459,626	\$ 6,457	1.4%
Salaries Overtime	-	-	-	-	0.0%
Other Salary & Supplements	28,878	28,878	26,218	2,660	9.2%
Employee Benefits	202,547	202,547	220,317	(17,770)	-8.8%
Other Personnel Expense	7,020	7,020	7,020	-	0.0%
Office Expense & Supplies	5,400	5,100	4,970	130	2.5%
Telephone & Utilities	1,550	1,550	1,476	74	4.8%
Maintenance & Repair	61,000	64,130	64,649	(519)	-0.8%
Professional Services	1,000	70	70	-	0.0%
Other Services & Charges	10,418	10,318	10,141	177	1.7%
Other Expenses	2,279	2,279	2,073	206	9.0%
Travel	1,800	-	-	-	0.0%
Total	\$ 787,975	\$ 787,975	\$ 796,560	\$ (8,585)	-1.1%
3820 Constable 2					
Salaries	\$ 421,540	\$ 421,540	\$ 418,682	\$ 2,858	0.7%
Salaries Overtime	-	30	30	(0)	-0.5%
Other Salary & Supplements	25,321	25,321	26,471	(1,150)	-4.5%
Employee Benefits	198,932	198,932	196,488	2,444	1.2%
Other Personnel Expense	7,020	7,020	7,020	-	0.0%
Office Expense & Supplies	6,100	6,100	5,935	165	2.7%
Telephone & Utilities	1,950	1,950	2,006	(56)	-2.9%
Maintenance & Repair	57,338	57,338	44,444	12,894	22.5%
Professional Services	1,930	1,900	1,045	855	45.0%
Other Services & Charges	9,470	9,470	9,223	247	2.6%
Other Expenses	1,989	1,989	1,945	44	2.2%
Travel	2,000	2,000	-	2,000	100.0%
Total	\$ 733,590	\$ 733,590	\$ 713,289	\$ 20,301	2.8%

	Original FY 2017 / 18 Budget	Adjusted FY 2017 / 18 Budget	Year to Date Activity	Available Balance	Percent of Budget Available
3830 Constable 3					
Salaries	\$ 275,633	\$ 275,633	\$ 274,028	\$ 1,605	0.6%
Salaries Overtime	9,500	9,500	13	9,487	99.9%
Other Salary & Supplements	10,840	10,840	11,305	(465)	-4.3%
Employee Benefits	131,613	131,613	126,626	4,987	3.8%
Other Personnel Expense	7,020	7,020	7,020	-	0.0%
Office Expense & Supplies	3,300	3,300	2,357	943	28.6%
Telephone & Utilities	1,910	1,910	1,154	756	39.6%
Maintenance & Repair	52,575	47,575	35,296	12,279	25.8%
Professional Services	1,000	1,000	940	60	6.0%
Other Services & Charges	6,614	11,614	9,122	2,492	21.5%
Other Expenses	2,011	2,011	1,692	319	15.8%
Travel	1,100	1,100	112	988	89.8%
Capital Outlay	-	-	-	-	0.0%
Total	\$ 503,116	\$ 503,116	\$ 469,665	\$ 33,451	6.6%
3840 Constable 4					
Salaries	\$ 350,691	\$ 350,691	\$ 346,288	\$ 4,403	1.3%
Salaries Overtime	4,000	4,000	7,787	(3,787)	-94.7%
Other Salary & Supplements	15,000	15,000	16,329	(1,329)	-8.9%
Employee Benefits	151,016	151,016	166,296	(15,280)	-10.1%
Other Personnel Expense	7,020	7,020	7,020	-	0.0%
Office Expense & Supplies	2,200	2,500	2,546	(46)	-1.8%
Food & Kitchen Expenses	1,000	1,000	-	1,000	100.0%
Telephone & Utilities	1,100	1,100	2,242	(1,142)	-103.8%
Maintenance & Repair	54,700	54,700	34,677	20,023	36.6%
Professional Services	500	900	840	60	6.7%
Other Services & Charges	5,437	5,437	4,560	877	16.1%
Other Expenses	1,971	1,971	992	979	49.7%
Travel	1,000	300	-	300	100.0%
Total	\$ 595,635	\$ 595,635	\$ 589,577	\$ 6,058	1.0%

	Original FY 2017 / 18 Budget	Adjusted FY 2017 / 18 Budget	Year to Date Activity	Available Balance	Percent of Budget Available
3850 Constable 5					
Salaries	\$ 568,168	\$ 568,168	\$ 558,784	\$ 9,384	1.7%
Salaries Overtime	3,500	3,500	707	2,793	79.8%
Other Salary & Supplements	31,500	31,500	31,529	(29)	-0.1%
Employee Benefits	250,177	250,177	257,434	(7,257)	-2.9%
Office Expense & Supplies	6,200	6,200	3,693	2,507	40.4%
Telephone & Utilities	3,600	3,600	3,179	421	11.7%
Maintenance & Repair	91,980	92,180	84,559	7,621	8.3%
Professional Services	800	2,100	1,667	433	20.6%
Other Services & Charges	27,196	25,696	16,649	9,047	35.2%
Other Expenses	3,249	3,249	2,901	348	10.7%
Travel	5,700	5,700	1,216	4,484	78.7%
Total	\$ 992,070	\$ 992,070	\$ 962,317	\$ 29,753	3.0%
Total Law Enforcement & Corrections	\$ 31,024,907	\$ 31,073,192	\$ 30,530,826	\$ 542,366	1.7%
Social Services					
4110 Social Services-Administration					
Salaries	\$ 696,259	\$ 696,259	\$ 642,512	\$ 53,747	7.7%
Salaries Overtime	-	51	51	0	0.4%
Other Salary & Supplements	6,060	6,060	5,340	720	11.9%
Employee Benefits	280,603	280,603	254,101	26,502	9.4%
Other Personnel Expense	14,401	14,401	15,398	(997)	-6.9%
Office Expense & Supplies	11,100	9,700	6,338	3,362	34.7%
Telephone & Utilities	700	700	753	(53)	-7.6%
Maintenance & Repair	1,000	949	-	949	100.0%
Professional Services	25,575	25,575	17,219	8,356	32.7%
Special Personnel Services	-	1,000	678	323	32.3%
Other Services & Charges	36,340	37,040	36,300	740	2.0%
Other Expenses	10,572	10,572	8,863	1,709	16.2%
Travel	1,100	800	-	800	100.0%
Total	\$ 1,083,710	\$ 1,083,710	\$ 987,552	\$ 96,158	8.9%
4120 Direct Social Services					
Food & Kitchen Expenses	\$ 77,307	\$ 38,307	\$ 35,740	\$ 2,567	6.7%
Telephone & Utilities	140,000	206,000	191,032	14,968	7.3%
Other Services & Charges	364,000	337,000	315,248	21,752	6.5%
Total	\$ 581,307	\$ 581,307	\$ 542,020	\$ 39,287	6.8%

	Original FY 2017 / 18 Budget	Adjusted FY 2017 / 18 Budget	Year to Date Activity	Available Balance	Percent of Budget Available
4130 Children Protective Services					
Salaries	\$ 29,723	\$ 29,723	\$ 29,740	\$ (17)	-0.1%
Other Salary & Supplements	-	-	-	-	0.0%
Employee Benefits	14,015	14,015	13,896	119	0.8%
Office Expense & Supplies	3,720	3,720	785	2,935	78.9%
Telephone & Utilities	-	-	-	-	0.0%
Maintenance & Repair	500	500	-	500	100.0%
Professional Services	400	400	-	400	100.0%
Other Services & Charges	56,600	56,600	46,955	9,645	17.0%
Travel	2,000	2,000	-	2,000	100.0%
Total	\$ 106,958	\$ 106,958	\$ 91,376	\$ 15,582	14.6%
4190 Senior Community Services					
Salaries	\$ 472,483	\$ 472,483	\$ 472,704	\$ (221)	0.0%
Salaries Overtime	1,000	1,000	-	1,000	100.0%
Other Salary & Supplements	27,180	27,180	23,109	4,071	15.0%
Employee Benefits	216,036	216,036	229,429	(13,393)	-6.2%
Office Expense & Supplies	7,500	9,000	8,987	13	0.1%
Food & Kitchen Expenses	160,000	160,000	151,429	8,571	5.4%
Telephone & Utilities	5,020	5,020	4,722	298	5.9%
Maintenance & Repair	45,084	40,784	30,288	10,496	25.7%
Professional Services	1,400	1,400	400	1,000	71.4%
Other Services & Charges	7,118	9,918	7,749	2,169	21.9%
Other Expenses	5,809	5,809	5,650	159	2.7%
Travel	450	450	-	450	100.0%
Total	\$ 949,080	\$ 949,080	\$ 934,466	\$ 14,614	1.5%
4195 Hilltop Community Services					
Salaries	\$ 36,712	\$ 36,712	\$ 36,761	\$ (49)	-0.1%
Salaries Overtime	-	-	-	-	0.0%
Employee Benefits	15,479	15,479	15,283	196	1.3%
Office Expense & Supplies	2,500	3,500	2,475	1,025	29.3%
Maintenance & Repair	1,000	-	-	-	0.0%
Professional Services	450	450	110	340	75.6%
Other Services & Charges	-	-	-	-	0.0%
Other Expenses	1,991	1,991	1,538	453	22.8%
Total	\$ 58,132	\$ 58,132	\$ 56,166	\$ 1,966	3.4%
4300 Social Mental Services					
Special Personnel Services	45,000	45,000	5,462	39,538	87.9%
Other Services & Charges	98,714	98,714	84,298	14,416	14.6%
Total	\$ 143,714	\$ 143,714	\$ 89,759	\$ 53,955	37.5%
Total Social Services	\$ 2,922,901	\$ 2,922,901	\$ 2,701,341	\$ 221,560	7.6%

	Original FY 2017 / 18 Budget	Adjusted FY 2017 / 18 Budget	Year to Date Activity	Available Balance	Percent of Budget Available
Health, Safety & Sanitation					
5100 Emergency Services					
Capital Contribution	-	(2,400)	-	(2,400)	0.0%
Other Services & Charges	34,800	37,200	39,330	(2,130)	-5.7%
Total	\$ 34,800	\$ 34,800	\$ 39,330	\$ (4,530)	-13.0%
5105 Emergency Management					
Salaries	\$ 106,663	\$ 106,663	\$ 106,954	\$ (291)	-0.3%
Salaries Overtime	-	-	-	-	0.0%
Employee Benefits	30,646	30,646	30,569	77	0.3%
Office Expense & Supplies	4,600	6,350	5,792	558	8.8%
Telephone & Utilities	8,235	8,235	8,946	(711)	-8.6%
Maintenance & Repair	9,000	10,000	7,218	2,782	27.8%
Professional Services	4,000	2,500	2,575	(75)	-3.0%
Other Services & Charges	39,323	34,573	32,829	1,744	5.0%
Other Expenses	-	500	54	446	89.3%
Travel	3,000	6,000	6,526	(526)	-8.8%
Capital Outlay	-	-	-	-	0.0%
Total	\$ 205,467	\$ 205,467	\$ 201,463	\$ 4,004	1.9%
5110 Commissioners Diabetes Fund					
Other Services & Charges	\$ -	\$ -	\$ -	\$ -	0.0%
Total	\$ -	\$ -	\$ -	\$ -	0.0%
5200 911 Program					
Salaries	\$ 33,446	\$ 33,446	\$ 33,459	\$ (13)	0.0%
Salaries Overtime	-	-	-	-	0.0%
Other Salary & Supplements	720	720	720	0	0.0%
Employee Benefits	14,942	14,942	14,799	143	1.0%
Office Expense & Supplies	600	600	201	399	66.6%
Telephone & Utilities	420	420	-	420	100.0%
Maintenance & Repair	2,260	2,260	155	2,105	93.2%
Professional Services	700	700	468	232	33.1%
Other Services & Charges	543	543	460	83	15.3%
Travel	800	800	-	800	100.0%
Total	\$ 54,431	\$ 54,431	\$ 50,262	\$ 4,169	7.7%

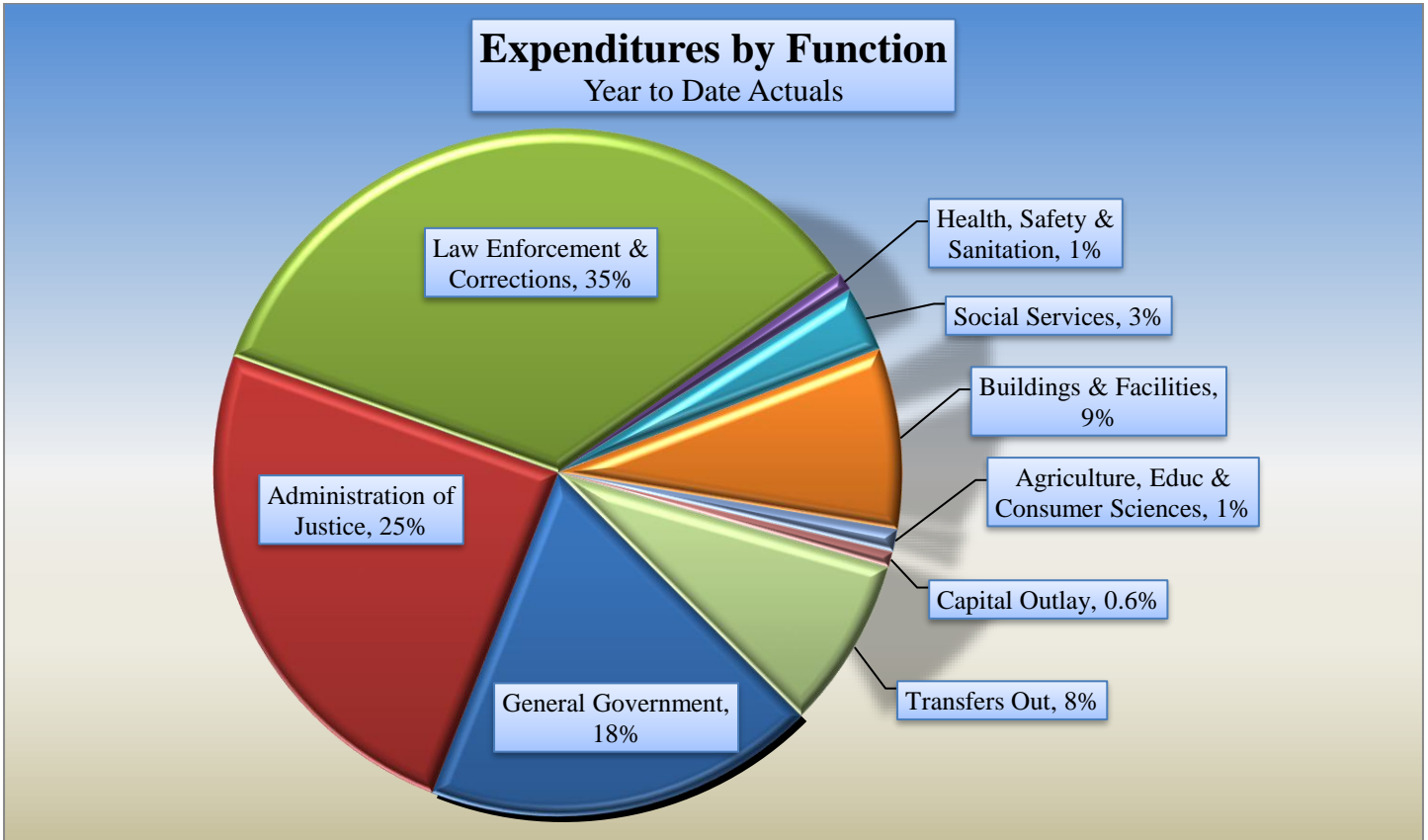
	Original FY 2017 / 18 Budget	Adjusted FY 2017 / 18 Budget	Year to Date Activity	Available Balance	Percent of Budget Available
5220 Environmental Enforcement					
Salaries	\$ 73,445	\$ 73,445	\$ 73,491	\$ (46)	-0.1%
Salaries Overtime	1,000	1,000	-	1,000	100.0%
Other Salary & Supplements	660	660	660	0	0.0%
Employee Benefits	24,641	24,641	24,566	75	0.3%
Office Expense & Supplies	800	800	540	260	32.5%
Telephone & Utilities	7,741	7,741	5,813	1,928	24.9%
Maintenance & Repair	12,717	12,717	9,441	3,276	25.8%
Professional Services	11,575	11,575	7,916	3,659	31.6%
Other Services & Charges	1,750	1,750	358	1,392	79.6%
Travel	2,700	2,700	2,059	641	23.8%
Total	\$ 137,029	\$ 137,029	\$ 124,843	\$ 12,186	8.9%
5330 Animal Control					
Salaries	\$ 193,357	\$ 193,357	\$ 194,105	\$ (748)	-0.4%
Salaries Overtime	6,500	6,500	5,066	1,434	22.1%
Other Salary & Supplements	720	720	1,320	(600)	-83.3%
Employee Benefits	81,266	81,266	82,174	(908)	-1.1%
Office Expense & Supplies	2,600	1,650	1,577	73	4.4%
Food & Kitchen Expenses	2,500	2,500	1,742	758	30.3%
Telephone & Utilities	6,155	6,155	5,145	1,010	16.4%
Maintenance & Repair	34,500	33,000	33,576	(576)	-1.7%
Professional Services	1,000	1,000	933	67	6.7%
Special Personnel Services	-	-	-	-	0.0%
Other Services & Charges	7,760	9,760	8,891	869	8.9%
Other Expenses	1,229	1,229	1,017	212	17.3%
Travel	700	1,150	876	274	23.8%
Total	\$ 338,287	\$ 338,287	\$ 336,424	\$ 1,863	0.6%
Total Health, Safety & Sanitation	\$ 770,014	\$ 770,014	\$ 752,323	\$ 17,691	2.3%

	Original FY 2017 / 18 Budget	Adjusted FY 2017 / 18 Budget	Year to Date Activity	Available Balance	Percent of Budget Available
Agriculture, Educ & Consumer Scs					
6110 Agricultural Extension					
Salaries	\$ 120,931	\$ 120,931	\$ 118,099	\$ 2,832	2.3%
Salaries Overtime	-	117	117	0	0.3%
Other Salary & Supplements	54,018	54,018	53,873	145	0.3%
Employee Benefits	77,088	77,088	67,168	9,920	12.9%
Other Personnel Expense	-	-	-	-	0.0%
Office Expense & Supplies	4,900	2,900	2,744	156	5.4%
Telephone & Utilities	2,200	2,200	2,103	97	4.4%
Maintenance & Repair	16,700	18,727	15,298	3,429	18.3%
Professional Services	1,500	1,500	1,403	97	6.5%
Other Services & Charges	6,321	6,204	5,223	981	15.8%
Other Expenses	6,531	6,531	5,299	1,232	18.9%
Travel	13,000	12,973	11,899	1,074	8.3%
Total	\$ 303,189	\$ 303,189	\$ 283,224	\$ 19,965	6.6%
6210 Family & Consumer Sciences					
Salaries	\$ 29,724	\$ 29,724	\$ 29,741	\$ (17)	-0.1%
Other Salary & Supplements	20,973	20,973	20,973	(0)	0.0%
Employee Benefits	18,212	18,212	15,640	2,572	14.1%
Office Expense & Supplies	3,300	4,000	3,510	490	12.3%
Food & Kitchen Expenses	300	300	147	153	50.9%
Telephone & Utilities	2,700	2,700	2,349	351	13.0%
Maintenance & Repair	6,120	5,120	3,415	1,705	33.3%
Professional Services	1,000	1,300	497	803	61.8%
Other Services & Charges	823	823	541	282	34.3%
Other Expenses	6,531	6,531	5,245	1,286	19.7%
Travel	3,000	3,000	2,687	313	10.4%
Total	\$ 92,683	\$ 92,683	\$ 84,746	\$ 7,937	8.6%

	Original FY 2017 / 18 Budget	Adjusted FY 2017 / 18 Budget	Year to Date Activity	Available Balance	Percent of Budget Available
6310 County Library					
Salaries	\$ 262,964	\$ 252,946	\$ 244,628	\$ 8,318	3.3%
Salaries Overtime	-	157	156	1	0.4%
Other Salary & Supplements	48,000	58,018	57,314	704	1.2%
Employee Benefits	118,277	118,277	115,370	2,907	2.5%
Other Personnel Expense	17,500	17,500	16,951	549	3.1%
Office Expense & Supplies	24,500	15,652	17,366	(1,714)	-10.9%
Telephone & Utilities	-	-	157	(157)	0.0%
Maintenance & Repair	4,000	7,356	7,355	2	0.0%
Professional Services	21,000	28,385	27,982	403	1.4%
Other Services & Charges	64,950	58,750	58,385	365	0.6%
Other Expenses	3,336	3,336	3,561	(225)	-6.7%
Travel	4,000	8,150	5,975	2,175	26.7%
Total	\$ 568,527	\$ 568,527	\$ 555,199	\$ 13,328	2.3%
Total Agriculture, Education & Consumer Sciences	\$ 964,399	\$ 964,399	\$ 923,169	\$ 41,230	4.3%
Capital Outlay					
1900 Capital Outlay					
Office Expense & Supplies	\$ 136,500	\$ 136,500	\$ 57,992	\$ 78,508	57.5%
Maintenance & Repair	-	81,867	81,092	775	0.9%
Capital Outlay	933,500	851,633	502,696	348,937	41.0%
Total	\$ 1,070,000	\$ 1,070,000	\$ 641,780	\$ 428,220	40.0%
Total Capital Outlay	\$ 1,070,000	\$ 1,070,000	\$ 641,780	\$ 428,220	40.0%
Transfers Out					
9110 Transfers					
Operating Transfers-Out	\$ 9,162,199	\$ 9,162,199	\$ 7,092,168	\$ 2,070,031	22.6%
Total	\$ 9,162,199	\$ 9,162,199	\$ 7,092,168	\$ 2,070,031	22.6%
Total Transfers Out	\$ 9,162,199	\$ 9,162,199	\$ 7,092,168	\$ 2,070,031	22.6%
Grand Total General Fund	\$ 97,975,165	\$ 97,975,165	\$ 87,937,761	\$ 10,037,404	10.2%

**Nueces County, Texas
General Fund
September 30, 2018**

**General Fund Expenditures by Function
Year to Date Actuals**



Function	Year to Date Actuals	Percent of Total
General Government	\$16,255,308	18%
Administration of Justice	21,565,225	25%
Law Enforcement & Corrections	30,530,826	35%
Health, Safety & Sanitation	752,323	1%
Social Services	2,701,341	3%
Buildings & Facilities	7,475,623	9%
Agriculture, Educ & Consumer Sciences	923,169	1%
Capital Outlay	641,780	0.7%
Transfers Out	7,092,168	8%
Total	\$87,937,761	100%

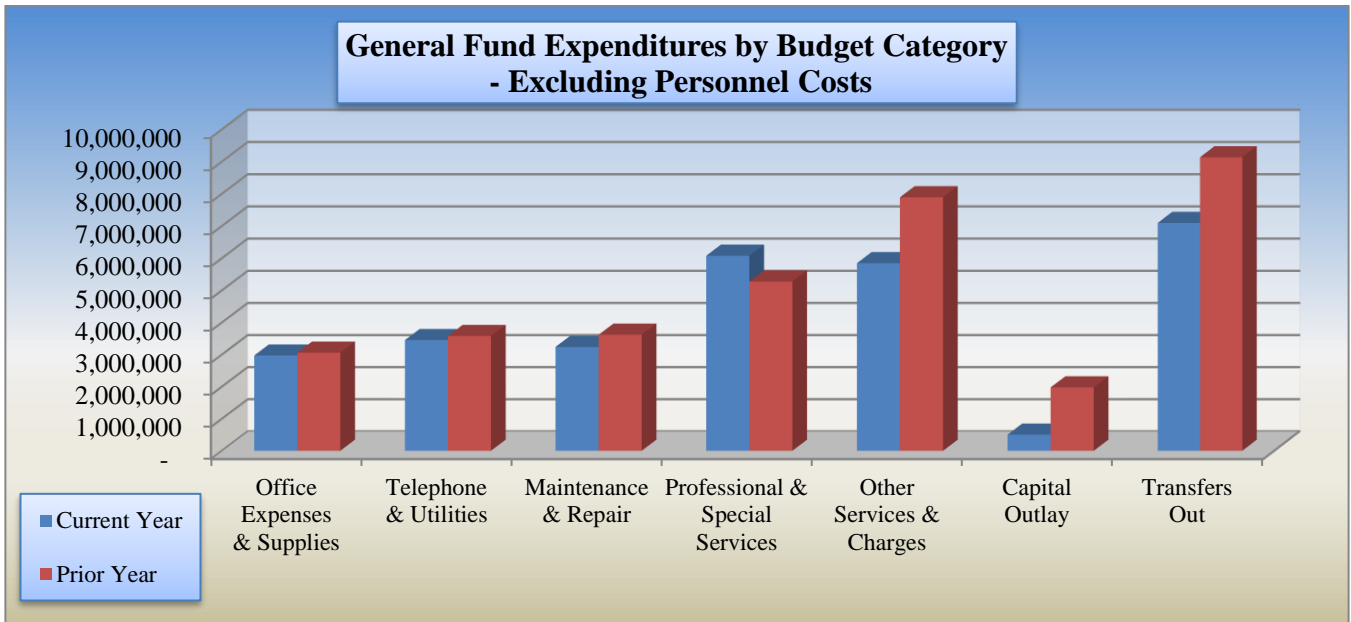
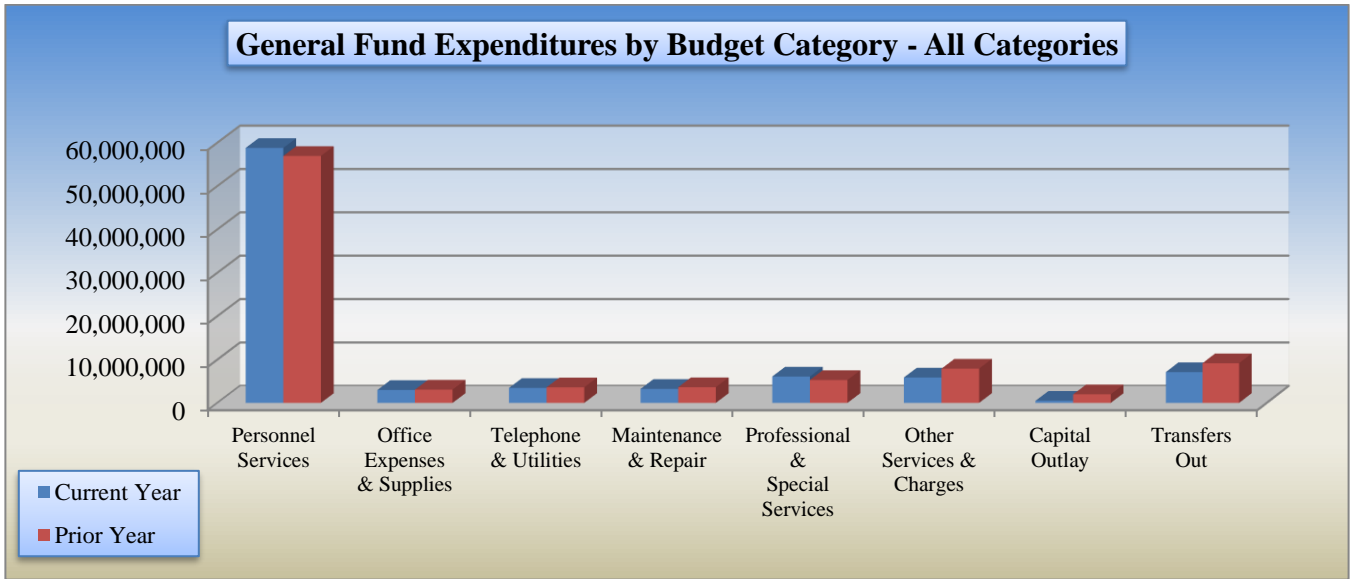
Nueces County, Texas
Comparison of Current Year to Prior Year Expenditures
General Fund
September 2017 vs September 2018

	2017 - 2018 Fiscal Year to Date <u>Actual</u>	2016 - 2017 Prior Year to Date <u>Actual</u>	Increase (Decrease)	Current to Prior Year Percentage Change
Salaries and Supplements	\$ 41,872,975	\$ 41,168,380	\$ 704,595	1.7%
Employee Benefits	16,543,727	15,403,127	1,140,600	7.4%
Other Personnel Expense	355,029	340,616	14,413	4.2%
Office Expense & Supplies	1,174,636	1,187,142	(12,505)	-1.1%
Food & Kitchen Expenses	1,793,904	1,868,259	(74,355)	-4.0%
Telephone & Utilities	3,450,111	3,576,680	(126,569)	-3.5%
Maint & Repair	3,236,393	3,615,899	(379,506)	-10.5%
Professional Services	2,151,264	1,388,781	762,483	54.9%
Special Personnel Services	3,922,994	3,882,839	40,156	1.0%
Other Services & Charges	5,217,111	7,228,294	(2,011,184)	-27.8%
Other Expense	426,188	410,104	16,084	3.9%
Travel	198,564	251,311	(52,747)	-21.0%
Capital Outlay	502,696	1,974,446	(1,471,751)	-74.5%
Transfer to Other Funds	7,092,168	9,131,912	(2,039,744)	-22.3%
Total General Fund Expenditures	\$ <u>87,937,761</u>	\$ <u>91,427,791</u>	\$ <u>(3,490,030)</u>	-3.8%

	Personnel Services	Office Expenses & Supplies	Telephone & Utilities	Maintenance & Repair	Professional & Special Services	Other Services & Charges	Capital Outlay	Transfers Out	Total
Current Year	58,771,732	2,968,540	3,450,111	3,236,393	6,074,258	5,841,863	502,696	7,092,168	87,937,761
Prior Year	56,912,124	3,055,401	3,576,680	3,615,899	5,271,620	7,889,709	1,974,446	9,131,912	91,427,791

**Nueces County, Texas
General Fund
September 30, 2018**

**General Fund 2 Year Comparison
Year to Date Actuals**



Nueces County, Texas
Statement of Expenditures Budget to Actual
Road and Bridge Fund
September 30, 2018

	Original FY 2017/18 Budget	Adjusted FY 2017/18 Budget	Year to Date Activity	Available Balance	Percent of Budget Available
<u>Road & Bridge</u>					
Salaries	\$ 2,590,535	\$ 2,590,535	\$ 2,127,634	\$ 462,901	18%
Employee Benefits	1,142,069	1,142,069	1,013,474	128,595	11%
Other Personnel Expense	10,688	10,688	10,688	(0)	0%
Office Expense & Supplies	16,686	21,486	21,605	(119)	-1%
Food & Kitchen Expenses	-	-	-	-	0%
Telephone & Utilities	111,632	111,632	60,455	51,177	46%
Maint & Repair -Equip &	395,000	405,000	409,486	(4,486)	-1%
Gasoline & Fuel	325,000	325,000	287,683	37,317	11%
Maint & Repair -Bldgs & Grounds	110,000	65,000	55,969	9,031	14%
Maint & Repair -Roads & Bridges	2,634,000	2,682,700	2,634,849	47,851	2%
Professional Services	70,000	70,000	48,359	21,641	31%
Reserve Apropriation	1,000,000	1,000,000	-	1,000,000	100%
Other Services & Charges	96,648	91,648	82,080	9,568	10%
Other Expense	9,800	9,800	9,240	560	6%
Travel	6,000	6,000	4,355	1,645	27%
Capital Outlay	633,770	620,270	620,142	128	0%
Operating Transfers-Out	16,080	16,080	16,080	-	0%
Subtotal - Road & Bridge	\$ 9,167,908	\$ 9,167,908	\$ 7,402,099	\$ 1,765,809	19%
<u>Engineering</u>					
Salaries	\$ 462,612	\$ 462,612	\$ 438,000	\$ 24,612	5%
Salary - Department Head	-	-	-	-	0%
Employee Benefits	162,872	162,872	156,142	6,730	4%
Other Personnel Expense	13,800	13,800	13,473	327	2%
Office Expense & Supplies	8,050	8,050	4,772	3,278	41%
Maint & Repair -Equip &	4,000	4,000	3,877	123	3%
Gasoline / Fuel	3,000	3,000	2,054	946	32%
Professional Services	30,420	30,420	16,370	14,050	46%
Other Services & Charges	12,423	12,423	11,637	786	6%
Travel	4,000	4,000	1,668	2,332	58%
Capital Outlay	7,500	7,500	4,888	2,612	35%
Subtotal Engineering	\$ 708,677	\$ 708,677	\$ 652,882	\$ 55,795	8%
Road & Bridge Operating Net	\$ 8,459,231	\$ 8,459,231	\$ 6,749,217	\$ 1,710,014	
<u>Road Right of Way</u>					
Professional Services	\$ -	\$ 5,200	\$ 5,200	\$ -	0%
Other Services & Charges	131,982	126,782	-	126,782	100%
Subtotal - Road Right of Way	\$ 131,982	\$ 131,982	\$ 5,200	\$ 126,782	96%
Total Expenditures Road & Bridge	\$ 10,008,567	\$ 10,008,567	\$ 8,060,180	\$ 1,948,387	19%

Nueces County, Texas
Comparison of Current Year to Prior Year Expenditures
Road and Bridge Fund
September 2017 vs September 2018

<u>Road & Bridge</u>	2017 - 18 Fiscal Year to Date <u>Actual</u>	2016 - 17 Prior Year to Date <u>Actual</u>	Increase (Decrease)	Current to Prior Year Percentage Change
Salaries	\$ 2,565,634	\$ 2,668,397	\$ (102,763)	-3.9%
Employee benefits	1,169,616	1,156,004	13,612	1.2%
Other Personnel Expense	24,161	24,501	(340)	-1.4%
Office Expense & Supplies	26,377	28,686	(2,309)	-8.0%
Food & Kitchen Expenses	-	20	(20)	-100.0%
Telephone & Utilities	60,455	74,605	(14,150)	-19.0%
Maintenance & Repair	3,393,918	3,024,109	369,809	12.2%
Professional Services	69,930	52,569	17,361	33.0%
Other Services & Charges	93,716	332,717	(239,000)	-71.8%
Other Expense	9,240	135,660	(126,421)	-93.2%
Travel	6,023	3,761	2,262	60.1%
Capital Outlay	625,030	466,421	158,609	34.0%
Transfer to Other Funds	16,080	182,889	(166,809)	-91.2%
Total Expenditures Road & Bridge	\$ <u>8,060,180</u>	\$ <u>8,150,339</u>	\$ <u>(90,159)</u>	-1.1%

Nueces County, Texas
Statement of Expenditures Budget to Actual
Inland and Coastal Parks Fund
September 30, 2018

	Original FY 2017/18 Budget	Adjusted FY 2017/18 Budget	Year to Date Activity	Remaining Balance	Percent of Budget Available
<u>Inland Parks</u>					
Salaries	\$ 720,950	\$ 720,950	\$ 658,443	\$ 62,507	8.7%
Employee Benefits	367,549	367,549	339,806	27,743	7.5%
Office Expense & Supplies	8,551	17,551	14,702	2,849	16.2%
Telephone & Utilities	196,020	196,020	156,989	39,031	19.9%
Maint & Repair - Equip & Veh	50,000	66,000	112,765	(46,765)	-70.9%
Gasoline/Fuel	55,000	55,000	-	55,000	100.0%
Maint & Repair - Bldg & Grounds	155,000	147,000	135,781	11,219	7.6%
Professional Services	5,000	23,000	11,305	11,695	50.8%
Contingency Appropriations	-	-	-	-	0.0%
Other Services & Charges	47,264	62,264	37,738	24,526	39.4%
Other Expense	1,200	1,200	1,045	155	12.9%
Travel	500	500	-	500	100.0%
Capital Outlay	155,000	105,000	58,956	46,044	43.9%
Total Expenditures - Inland Parks	\$ 1,762,034	\$ 1,762,034	\$ 1,527,530	\$ 234,504	13.3%
<u>Coastal Parks</u>					
Salaries	\$ 797,894	\$ 809,537	\$ 699,037	\$ 110,500	13.6%
Employee Benefits	328,232	328,232	296,374	31,858	9.7%
Other Personnel Expense	6,480	6,480	6,480	(0)	0.0%
Office Expense & Supplies	22,300	25,300	24,948	352	1.4%
Telephone & Utilities	581,000	581,000	413,372	167,628	28.9%
Maint & Repair - Equip & Veh	30,000	54,900	73,480	(18,580)	-33.8%
Gasoline/Fuel	38,428	38,428	-	38,428	100.0%
Maint & Repair - Bldg & Grounds	194,000	201,000	200,205	795	0.4%
Professional Services	70,000	32,000	33,046	(1,046)	-3.3%
Special Personnel Services	4,900	-	-	-	0.0%
Other Services & Charges	359,477	359,477	349,323	10,154	2.8%
Other Expense	122,671	122,671	59,679	62,992	51.3%
Travel	4,000	357	357	0	0.1%
Capital Outlay	85,000	85,000	77,841	7,159	8.4%
Transfer to Other Funds	-	-	-	-	0.0%
Subtotal - Coastal Parks	\$ 2,644,382	\$ 2,644,382	\$ 2,234,143	\$ 410,239	15.5%
<u>Beach Improvements</u>					
Salaries	\$ 40,000	\$ 40,000	\$ -	\$ 40,000	100.0%
Maint & Repair - Equip & Veh	20,000	20,000	-	20,000	100.0%
Maint & Repair - Bldg & Grounds	20,000	51,724	18,150	33,574	64.9%
Professional Services	20,000	44,500	42,000	2,500	5.6%
Contingency Appropriations	128,186	71,962	-	71,962	100.0%
Transfer to Other Funds	170,000	170,000	-	170,000	100.0%
Subtotal - Beach Improvements	\$ 398,186	\$ 398,186	\$ 60,150	\$ 338,036	84.9%
<u>Pier Fund</u>					
Salaries	\$ 85,000	\$ 85,000	\$ 57,536	\$ 27,464	32.3%
Employee Benefits	6,825	6,825	4,623	2,202	32.3%
Professional Services	-	14	-	14	100.0%
Telephone & Utilities	3,500	3,500	2,744	756	21.6%
Maint & Repair Bldg & Grounds	3,500	2,500	823	1,677	67.1%
Other Services & Charges	1,000	1,986	1,333	653	32.9%
Transfer to Other Funds	220,000	220,000	220,000	-	0.0%
Subtotal - Pier Fund	\$ 319,825	\$ 319,825	\$ 287,059	\$ 32,766	10.2%
Total Expenditures Coastal Parks	\$ 3,362,393	\$ 3,362,393	\$ 2,581,353	\$ 781,040	23.2%

Nueces County, Texas
Comparison of Current Year to Prior Year Expenditures
Inland and Coastal Parks Fund
September 2017 vs September 2018

	2017 - 18 Fiscal Year to Date Activity	2016 - 17 Prior Year to Date Activity	Increase (Decrease)	Current to Prior Year Percentage Change
<u>Inland Parks</u>				
Salaries	\$ 658,443	\$ 646,732	\$ 11,711	2%
Employee Benefits	339,806	330,356	9,450	3%
Office Expense & Supplies	14,702	23,110	(8,408)	-36%
Telephone & Utilities	156,989	162,985	(5,997)	-4%
Maintenance & Repair	201,252	244,003	(42,751)	-18%
Gasoline/Fuel	47,294	43,573	3,721	9%
Professional Services	11,305	8,530	2,775	33%
Contingency Appropriations	-	-	-	0%
Other Services & Charges	37,738	110,380	(72,641)	-66%
Other Expense	1,045	1,140	(96)	-8%
Travel	-	-	-	0%
Capital Outlay	58,956	66,329	(7,373)	-11%
Total Expenditures - Inland Parks	\$ 1,527,530	\$ 1,637,139	\$ (109,609)	-7%
<u>Coastal Parks</u>				
Salaries	\$ 699,037	\$ 734,484	\$ (35,446)	-5%
Employee Benefits	296,374	301,368	(4,994)	-2%
Other Personnel Expense	6,480	6,480	-	0%
Office Expense & Supplies	24,948	26,053	(1,105)	-4%
Telephone & Utilities	413,372	480,726	(67,354)	-14%
Maintenance & Repair	273,685	298,399	(24,714)	-8%
Professional Services	33,046	39,151	(6,105)	-16%
Other Services & Charges	349,323	368,170	(18,847)	-5%
Other Expense	59,679	120,688	(61,008)	-51%
Travel	357	1,190	(833)	-70%
Capital Outlay	77,841	76,008	1,833	2%
Transfer to Other Funds	-	-	-	0%
Subtotal - Coastal Parks	\$ 2,234,143	\$ 2,452,717	\$ (218,574)	-9%
<u>Beach Improvements</u>				
Maint & Repair	\$ 18,150	\$ 30,472	\$ (12,322)	-40%
Professional Services	42,000	37,500	4,500	12%
Transfer to Other Funds	-	80,000	(80,000)	-
Subtotal - Beach Improvements	\$ 60,150	\$ 147,972	\$ (87,822)	-59%
<u>Pier Fund</u>				
Salaries	\$ 57,536	\$ 65,583	\$ (8,048)	-12%
Employee Benefits	4,623	5,314	(691)	-13%
Office Expense & Supplies	-	-	-	0%
Telephone & Utilities	2,744	2,725	19	1%
Maint & Repair Bldg & Grounds	823	1,250	(426)	-34%
Other Services & Charges	1,333	820	513	62%
Transfer to Other Funds	220,000	210,000	10,000	5%
Subtotal - Pier Fund	\$ 287,059	\$ 285,692	\$ 1,367	0%
Total Expenditures Coastal Parks	\$ 2,581,353	\$ 2,886,381	\$ (305,028)	-11%

Nueces County, Texas
Statement of Expenditures Budget to Actual
Airport Fund
September 30, 2018

	Original FY 2017/18 Budget	Adjusted FY 2017/18 Budget	Year to Date Activity	Balance	Percent of Budget Available
Airport					
Salaries	\$ 40,394	\$ 40,394	\$ 40,394	\$ 0	0.0%
Employee Benefits	16,932	16,932	17,489	(557)	-3.3%
Office Expense & Supplies	1,500	1,500	343	1,157	77.2%
Telephone & Utilities	23,248	23,248	18,699	4,549	19.6%
Maintenance & Repair - Equipment & Vehicles	4,100	4,100	325	3,775	92.1%
Gasoline/Fuel	3,000	3,000	-	3,000	100.0%
Maintenance & Repair - Bldg & Grounds	25,000	24,600	19,957	4,643	18.9%
Professional Services	11,960	12,360	11,076	1,284	10.4%
Contingency Appropriations	34,364	34,364	-	34,364	100.0%
Other Services & Charges	8,074	8,074	6,973	1,101	13.6%
Other Expense	1,531	1,531	1,333	198	12.9%
Travel	2,000	2,000	379	1,621	81.1%
Transfer to Other Funds	50,000	50,000	24,025	25,975	51.9%
Total Expenditures Airport	\$ 222,103	\$ 222,103	\$ 140,993	\$ 81,110	36.5%

Nueces County, Texas
Comparison of Current Year to Prior Year Expenditures
Airport Fund
September 2017 vs September 2018

	2017 - 18 Fiscal Year to Actual	2016 - 17 Prior Year to Actual	Increase (Decrease)	Current to Prior Year Percentage Change
Airport				
Salaries	\$ 40,394	\$ 40,505	\$ (112)	-0.3%
Employee Benefits	17,489	16,979	510	3.0%
Office Expense & Supplies	343	317	26	8.1%
Telephone & Utilities	18,699	18,283	415	2.3%
Maintenance & Repair - Equipment & Vehicles	325	470	(145)	-30.9%
Gasoline/Fuel	-	174	(174)	-100.0%
Maintenance & Repair - Bldg & Grounds	19,957	27,111	(7,154)	-26.4%
Professional Services	11,076	200	10,876	5438.0%
Contingency Appropriations	-	-	-	0.0%
Other Services & Charges	6,973	9,113	(2,140)	-23.5%
Other Expense	1,333	1,525	(192)	-12.6%
Travel	379	1,241	(862)	-69.5%
Transfer to Other Funds	24,025	21,179	2,847	13.4%
Total Expenditures Airport	\$ 140,993	\$ 137,098	\$ 3,895	2.8%

Nueces County, Texas
Statement of Expenditures Budget to Actual
Commissioners Precinct Funds - Special Revenue Fund
September 30, 2018

	Original FY 2017/18 Budget	Adjusted FY 2017/18 Budget	Year to Date Activity	Available Balance
<u>County Judge - Department 0136</u>				
5350 Contingency Appropriation	\$ 371,553	\$ 371,553	\$ -	\$ 371,553
5410 Other Services & Charges	20,000	20,000	18,900	1,100
Total Expenditures	<u>\$ 391,553</u>	<u>\$ 391,553</u>	<u>\$ 18,900</u>	<u>\$ 372,653</u>
<u>Commissioner Precinct 1 - Department 1387</u>				
5310 Professional Services Expense	\$ -	\$ 20,384	\$ 20,384	\$ -
5350 Contingency Appropriation	499,143	475,259	-	475,259
5487 Outside Agencies	20,000	23,500	22,000	1,500
5487 Outside Agencies	-	-	-	-
Total Expenditures	<u>\$ 519,143</u>	<u>\$ 519,143</u>	<u>\$ 42,384</u>	<u>\$ 476,759</u>
<u>Commissioner Precinct 2 - Department 0137</u>				
5210 Office Expense & Supplies	\$ -	\$ 145	\$ 145	\$ -
5300 Professional Services Expense	-	-	-	-
5350 Contingency Appropriation	57,554	57,409	-	57,409
5410 Other Services & Charges	20,000	20,000	16,113	3,887
Total Expenditures	<u>\$ 77,554</u>	<u>\$ 77,554</u>	<u>\$ 16,258</u>	<u>\$ 61,296</u>
<u>Commissioner Precinct 2 - Department 1300</u>				
5260 Maint & repair-Bldgs & Grounds	\$ -	\$ -	\$ 8,900	\$ (8,900)
5350 Contingency Appropriation	11,912	2,737	-	2,737
5610 Capital Outlay	-	275	245	30
5610 Capital Outlay	-	-	-	-
5610 Capital Outlay	-	8,900	-	8,900
Total Expenditures	<u>\$ 11,912</u>	<u>\$ 11,912</u>	<u>\$ 9,145</u>	<u>\$ 2,767</u>
<u>Commissioner Precinct 3 - Department 1388</u>				
5350 Contingency Appropriation	\$ 340,600	\$ 340,600	\$ -	\$ 340,600
5410 Other Services & Charges	20,000	20,000	18,500	1,500
Total Expenditures	<u>\$ 360,600</u>	<u>\$ 360,600</u>	<u>\$ 18,500</u>	<u>\$ 342,100</u>
<u>Commissioner Precinct 4 - Department 0138</u>				
5240 Maint & Repair-Equip & Vehicle	\$ -	\$ 3,520	\$ 3,520	\$ -
5350 Contingency Appropriation	-	-	1,405	(1,405)
5487 Outside Agencies	-	-	1,000	(1,000)
5610 Capital Outlay	237,316	219,463	-	219,463
5240 Maint & Repair-Equip & Vehicle	20,000	28,955	23,996	4,959
5350 Contingency Appropriation	-	-	4,955	(4,955)
5487 Outside Agencies	-	5,378	-	5,378
5610 Capital Outlay	-	-	5,378	(5,378)
Total Expenditures	<u>\$ 257,316</u>	<u>\$ 257,316</u>	<u>\$ 40,254</u>	<u>\$ 217,062</u>



SCHEDULES
(Unaudited)

Nueces County, Texas
Statement of Transfers In and Out by Fund
September 30, 2018

	<u>Transfers In</u>	<u>Transfers Out</u>
<u>I & S Debt Service Fund</u>		
Special Revenue Fund	630,000	-
<u>General Fund</u>		
Airport Fund	-	63,800
Capital Projects Fund	-	250,000
Inland Park Fund	-	1,624,121
Main Grant Fund	2,250	48,893
Road Fund	-	1,921,856
Special Revenue Fund	1,335,966	2,003,499
Stadium Fairgrnds	-	1,180,000
<u>Road Fund</u>		
Airport Fund	-	16,080
Capital Projects Fund	800,000	-
General Fund	1,921,856	-
<u>Special Revenue Fund</u>		
Capital Projects Fund	-	85,000
Debt Srvc Fund (I&S)	-	630,000
General Fund	2,003,499	1,335,966
Main Grant Fund	19,307	21,371
Special Revenue Fund	87,000	87,000
Stadium Fairgrnds	-	60,000
TJPC Grant Fund	-	-
<u>Stadium/Fairgrounds Fund</u>		
General Fund	1,180,000	-
Special Revenue Fund	60,000	-
Stadium Fairgrnds	-	-
<u>Airport Fund</u>		
General Fund	63,800	-
Main Grant Fund	-	24,025
Road Fund	16,080	-
<u>Inland Parks Fund</u>		
General Fund	1,624,121	-
<u>Coastal Parks Fund</u>		
Capital Projects	1,200,000	-
Coastal Parks Fund	-	220,000
Inland Park Fund	220,000	-
<u>Capital Projects Fund</u>		
Coastal Parks Fund	-	1,200,000
General Fund	250,000	-
Main Grant Fund	-	1,847
Road Fund	-	800,000
Special Revenue Fund	85,000	-
<u>Main Grant Fund</u>		
Airport Fund	24,025	-
Capital Projects	1,847	-
General Fund	48,893	2,250
Special Revenue Fund	21,371	19,307
Total Financing Uses	\$ 11,595,014	\$ 11,595,014

Nueces County, Texas
Capital Projects Budget to Actual
September 30, 2018

<u>Project Code</u>	<u>Description</u>	<u>Adjusted Project Budget</u>	<u>Prior Years Expenditures</u>	<u>Current Year Expenditures</u>	<u>Capital Project Budgets Balance</u>
County Judge					
19193000	Airport Improvements	\$ 1,569,285	\$ 57,478	\$ -	\$ 1,511,807
19193001	Airport Terminal Building	903,507	600,000	230,652	72,855
19193002	Airport Apron Expansion	527,209	7,849	35,151	484,209
19213000	County Judge	650,000	-	-	650,000
19010500	Capital Proj Fund (Co Judge)	260,383	146,812	-	113,571
19010501	Juvenile Prob Facility Repair	100,000	59,050	18,200	22,750
	County Judge	<u>\$ 4,010,383</u>	<u>\$ 871,189</u>	<u>\$ 284,003</u>	<u>\$ 2,855,191</u>
Commissioner Precinct 1					
19152502	Precinct 1 Channel Maintenance	\$ 499,081	\$ 440,118	\$ -	\$ 58,963
19176001	Commissioner Pct 1 Unallocated	61,191	-	-	61,191
19194000	Commissioner Pct 1	70,906	-	-	70,906
19194001	County Road 52 Phase II	1,448,035	1,448,035	-	1
19194002	LBasell Youth Sports Complex	1,000,000	683,585	6,082	310,333
19194003	Oilbelt Parking Renovation	610,928	41,053	569,875	-
19214000	Commissioner Pct 1	410,000	-	-	410,000
19214001	Haven Park	125,000	30,433	19,059	75,508
19214002	Hilltop Parking	-	-	-	-
19214003	CR 69 Drainage Improvements	550,000	285,485	237,178	27,337
19010600	Capital Proj Fund (Pct 1)	350,000	130,929	-	219,071
	Commissioner Precinct 1	<u>\$ 5,125,141</u>	<u>\$ 3,059,637</u>	<u>\$ 832,194</u>	<u>\$ 1,233,309</u>
Commissioner Precinct 2					
19010700	Capital Proj Fund (Pct. 2)	\$ 371,110	\$ 121,069	\$ 3,946	\$ 246,095
19152503	Precinct II Channel Maint	265,568	232,146	4,840	28,582
19195001	Bishop Fire Station Renovation	329,222	291,351	13,184	24,687
19195002	Amistad Veterans Memorial Park	250,000	122,181	62,883	64,936
19195003	Bishop Library Renovations	368,337	358,462	-	9,875
19195004	Bishop Senior Center Improveme	252,441	198,594	550	53,297
19195005	Petronila Retention Pond	750,000	1,000	2,083	746,917
19195006	Road Improvements	1,050,000	-	8,894	1,041,107
19215000	Commissioner Pct 2	1,000,000	-	-	1,000,000
	Commissioner Precinct 2	<u>\$ 4,636,678</u>	<u>\$ 1,324,802</u>	<u>\$ 96,380</u>	<u>\$ 3,215,496</u>
Commissioner Precinct 3					
19010800	Capital Proj Fund(Pct 3)	\$ 350,000	\$ -	\$ -	\$ 350,000
19150007	Terry Shamsie Blvd	11,729	11,729	-	-
19152504	Prct III Channel Maintenance	734,617	688,154	-	46,463
19196001	Keach Family Library Imp	49,865	49,865	-	(0)
19196002	CR 36 Improvments	1,707,724	1,658,378	441	48,905
19196003	Terry Shamsie Blvd Imp	1,031,980	1,031,980	-	-
19196004	NC Parks Restroom Facility	210,431	206,633	-	3,798
19216000	Commissioner Pct 3	700,000	-	-	700,000
	Commissioner Precinct 3	<u>\$ 4,796,346</u>	<u>\$ 3,646,740</u>	<u>\$ 441</u>	<u>\$ 1,149,165</u>

Nueces County, Texas
Capital Projects Budget to Actual
September 30, 2018

<u>Project Code</u>	<u>Description</u>	<u>Adjusted Project Budget</u>	<u>Prior Years Expenditures</u>	<u>Current Year Expenditures</u>	<u>Capital Project Budgets Balance</u>
Commissioner Precinct 4					
19010400	Road Dist IV Projects	\$ 5,674,438	\$ 902,725	\$ 2,000,000	\$ 2,771,713
19010401	I.B. Magee Park	1,800,000	-	63,291	1,736,709
19010402	Padre Balli Park Imp	481,170	-	323,573	157,597
19010900	Capital Proj Fund(Pct 4)	350,000	200,000	-	150,000
19151124	Ranger Station/Padre Balli Imp	394,000	394,000	-	0
19197000	Commissioner Pct 4	1,414,804	-	-	1,414,804
19197001	I.B. Magee Park	204,332	196,831	7,500	1
19197002	Padre Balli Park Imp (15)	1,011,364	1,148,599	7,604	(144,839)
19197004	Padre Balli Concessionaire Mod	16,000	-	16,000	-
19197006	London County Park	450,000	-	-	450,000
19210006	Padre Balli Park Imp (16)	150,000	150,000	-	-
19217000	Commissioner Pct 4	904,557	-	-	904,557
19217001	Pier Electrical	190,886	190,886	-	-
	Commissioner Precinct 4	<u>\$ 13,041,551</u>	<u>\$ 3,183,041</u>	<u>\$ 2,417,969</u>	<u>\$ 7,440,542</u>
Fairgrounds Upgrades & Repairs					
19013800	Arena HVAC System	\$ 750,000	\$ 639,572	\$ -	\$ 110,428
19172005	Landscape & Irrigation	169,636	169,636	-	0
19172022	Repair/Upgrade Fairgrounds Std	250,000	237,922	-	12,078
19172026	Furniture & Equip Fairgrds	243,188	243,188	-	(0)
	Fairgrounds Upgrades & Repairs	<u>\$ 1,412,824</u>	<u>\$ 1,290,318</u>	<u>\$ -</u>	<u>\$ 122,506</u>
Main Jail Renovations					
19013100	Jail Water Pump	\$ 25,000	\$ -	\$ 7,200	\$ 17,800
19153325	County Jail - New Coils A/C	100,000	118,900	-	(18,900)
19175001	Jail Fire Alarm System	854,528	854,528	-	0
19175004	Jail GMP Study Items	505,532	505,532	-	1
19175011	Elevator #5 Jail Transport	300,000	281,300	-	18,700
	Main Jail Renovations	<u>\$ 1,785,060</u>	<u>\$ 1,760,259</u>	<u>\$ 7,200</u>	<u>\$ 17,601</u>
McKenzie Jail Renovations					
19174012	McKinzie Annex Dormitories	\$ 180,000	\$ 156,857	\$ 21,400	\$ 1,743
19174013	McKinzie Annex Fire Alarm	450,000	23,308	325	426,368
	McKenzie Jail Renovations	<u>\$ 630,000</u>	<u>\$ 180,165</u>	<u>\$ 21,725</u>	<u>\$ 428,110</u>
County Auditor					
19151126	Records Warehouse HVAC	\$ 53,575	\$ -	\$ 53,575	\$ -
19177004	Juv Justice Ctr Chillers	607,664	494,632	34,685	78,346
19177005	Juv Justice Center Renovations	80,000	80,000	-	-
19216001	Berlanga FEMA Repairs	300,000	-	298,167	1,833
	County Auditor	<u>\$ 1,041,239</u>	<u>\$ 574,632</u>	<u>\$ 386,427</u>	<u>\$ 80,180</u>

Nueces County, Texas
Capital Projects Budget to Actual
September 30, 2018

<u>Project Code</u>	<u>Description</u>	<u>Adjusted Project Budget</u>	<u>Prior Years Expenditures</u>	<u>Current Year Expenditures</u>	<u>Capital Project Budgets Balance</u>
Information Technology Systems					
19170004	Jail Management (07)	\$ 265,518	\$ 265,518	\$ -	\$ -
19178001	Case Management System	5,735,000	5,679,930	-	55,070
19178003	ONESolution Add-On Modules	623,378	657,582	-	(34,204)
19178005	Website System Upgrade	295,000	91,712	62,023	141,265
19178006	Website System Upgrade	-	-	-	-
19178011	Keach Library IT Upgrade	40,000	39,793	-	207
19178012	IT Wireless - Island Park	100,000	99,888	-	112
19178013	IT Upgrades for PW	147,840	144,377	-	3,463
19178015	Email System	144,827	144,827	-	0
19178018	IT Calence Networking	938,057	938,057	-	(0)
19178019	IP Telephone System	1,350,765	786,412	113,848	450,505
19178020	IT Equip-BladeServ,SAN,Switch	665,000	663,777	968	255
19178021	IT Equip-Repl 231 XP Computers	437,601	437,601	-	-
19218001	Juvenile iPhone	199,273	180,618	18,655	-
19218002	Dist. Clerk Redaction	150,000	-	-	150,000
19218003	Social Service Mgmt Software	110,000	40,388	66,067	3,545
19218004	Tax Office Queueing System	100,000	-	-	100,000
19218005	Jail Management (16)	1,330,000	699,311	523,776	106,913
19218006	IT Switch Upgrade	150,000	-	16,428	133,572
19218007	Laserfiche Conversion	158,472	-	-	158,472
19218008	Replace Server	70,000	-	-	70,000
19218009	Network Awareness Software	95,000	-	34,177	60,823
19228000	IT Unallocated	50,000	-	-	50,000
19228001	IT Cloud	350,000	-	304,608	45,392
Information Technology Systems		\$ 13,505,731	\$ 10,869,792	\$ 1,140,549	\$ 1,495,391
McKinzie Projects					
19170003	McKinzie Annex Expansion (07)	\$ 100,000	\$ 100,000	\$ -	\$ -
19191000	McKinzie Annex Expansion (15)	2,229,716	182,133	1,285,453	762,130
19210003	McKinzie Annex Expansion (16)	200,000	200,000	-	-
19210008	McKinzie Annex Fire Alarm (16)	828,154	-	-	828,154
19013400	McKinzie Annex Renovations	40,000	36,230	-	3,770
McKinzie Projects		\$ 3,397,870	\$ 518,363	\$ 1,285,453	\$ 1,594,054

Nueces County, Texas
Capital Projects Budget to Actual
September 30, 2018

<u>Project Code</u>	<u>Description</u>	<u>Adjusted Project Budget</u>	<u>Prior Years Expenditures</u>	<u>Current Year Expenditures</u>	<u>Capital Project Budgets Balance</u>
ADA Improvements					
19190005	Hilltop/Bill Bode ADA Imp (15)	\$ 94,258	\$ -	\$ 92,808	\$ 1,450
19192000	ADA Improvements	2,489,031	1,362,386	313,677	812,968
19192001	Bishop Bldg ADA Imp	176,644	-	37,450	139,194
19192002	Banquete Bldg ADA Imp	129,820	-	-	129,820
19192003	Berlanga Bldg ADA Imp	110,247	-	-	110,247
19212000	ADA Improvements	-	-	-	-
19212001	Courthouse ADA Improvements	4,240,609	234	4,155	4,236,220
19212002	Hilltop/Bill Bode Bldg ADA Imp	1,593,649	23,495	933,445	636,709
19212003	Calderon Bldg ADA Imp	537,786	426,856	111,422	(492)
19212004	Polston Bldg ADA Imp	291,802	-	-	291,802
19212006	Robstown Comm ADA Imp	221,568	-	-	221,568
19212007	Bishop Bldg ADA Imp	-	-	-	-
19212008	Banquete Bldg ADA Imp	-	-	-	-
19212009	Berlanga Bldg ADA Imp	-	-	-	-
19212010	Bishop Comm ADA Imp	109,820	15,403	-	94,417
19212011	Bldg ADA Design Fees	4,766	-	-	4,766
19222000	ADA Unallocated	1,000,000	-	-	1,000,000
19013700	ADA Upgrades	230,000	195,600	26,755	7,645
	ADA Improvements	\$ 11,230,000	\$ 2,023,974	\$ 1,519,713	\$ 7,686,313
Airport Projects					
19011600	Airport Hangars	\$ 658,156	\$ 655,088	\$ -	\$ 3,068
	Airport Projects	\$ 658,156	\$ 655,088	\$ -	\$ 3,068
Road Bridge & Drainage					
19152002	Road Rehabiltn-New County Roads	\$ 36,615	\$ 36,615	\$ -	\$ 1
19176000	CR 52 Renovations (Match)	1,121,734	1,121,734	-	(0)
19219000	Road, Bridge & Drainage	1,000,000	8,281	2,500	989,219
19219001	CSCD Parking Lot	84,591	84,591	-	-
19229000	R&B Unallocated	200,000	-	-	200,000
	Road Bridge & Drainage	\$ 2,442,940	\$ 1,251,220	\$ 2,500	\$ 1,189,219

Nueces County, Texas
Capital Projects Budget to Actual
September 30, 2018

<u>Project Code</u>	<u>Description</u>	<u>Adjusted Project Budget</u>	<u>Prior Years Expenditures</u>	<u>Current Year Expenditures</u>	<u>Capital Project Budgets Balance</u>
Buildings & Facilities					
19153326	Tower Elevator Doors	\$ 100,000	\$ 99,798	\$ -	\$ 202
19170002	IT Space Renovation (07)	17,075	17,075	-	-
19171000	Heritage Center Phase II	512,627	512,628	-	(1)
19172019	Signage	3,761	3,761	-	(0)
19211000	Building & Facility Renovation	100,000	-	-	100,000
19211001	Courthouse Skylight Replace	71,846	-	-	71,846
19211002	IT Space Renovation (16)	140,603	140,603	-	-
19211003	Waco St - Emergency Gen	1,000,000	94,028	40,160	865,813
19211004	Hilltop Roof Replacement	1,400,000	65,015	4,685	1,330,300
19211005	Robstown Comm. Center Reparis	65,000	-	-	65,000
19211006	Berlanga Bldg Repair	55,000	-	-	55,000
19211007	Juvenile Justice HVAC	197,700	197,700	-	-
19211008	METASYS System	90,000	49,790	30,576	9,634
19211009	Courthouse/Jail HVAC	58,780	58,780	-	-
19211010	McKinzie Annex Imp	83,000	64,950	-	18,050
19211011	CSCD Cook Bldg HVAC	90,000	68,775	5,435	15,790
19211012	Bishop Bldg HVAC	12,500	12,500	-	-
19211013	Agua Dulce Bldg HVAC	29,325	29,325	-	-
19211014	Web Based Control HVAC	300,000	-	186,216	113,784
19211015	5th Floor Courthouse HVAC	46,400	-	-	46,400
19013200	Calderon Tax Office	57,816	55,234	-	2,582
19013500	Keach Fam Library HVAC Phase II	169,450	169,450	-	-
19013600	Tax Office Remodel	100,000	-	-	100,000
19013621	JP 2-1 Bldg Renovation	100,000	-	91,661	8,339
19013900	Parking Garage (Gate)	15,565	15,565	-	-
19014000	Mechanical Maint (Steam Gen)	125,000	105,969	-	19,031
19014100	Hilltop Electrical	68,000	66,069	-	1,931
19014200	Sr Comm Services (Roof)	35,000	27,450	-	7,550
19014300	Berlanga Sr Bldg (Repairs)	50,000	4,348	1,847	43,806
Buildings & Facilities		\$ 5,094,448	\$ 1,858,812	\$ 360,579	\$ 2,875,057

**Nueces County, Texas
Capital Projects Budget to Actual
September 30, 2018**

<u>Project Code</u>	<u>Description</u>	<u>Adjusted Project Budget</u>	<u>Prior Years Expenditures</u>	<u>Current Year Expenditures</u>	<u>Capital Project Budgets Balance</u>
County Parks					
19152805	Coastal Parks Capital Improv	\$ 693,423	\$ 690,173	\$ 44,824	\$ (41,574)
19153322	Hilltop Park Enhancement	159,652	112,272	-	47,380
19153324	L. Basell Park/Phase III	72,203	72,203	-	0
19221000	Inland Park Repairs Unallocated	266,189	-	-	266,189
19012100	Hazel Bazemore Clean-up	504,059	431,714	20,040	52,305
19013300	L. Basell Park/Phase II	204,819	204,819	-	-
	County Parks	<u>\$ 1,900,345</u>	<u>\$ 1,511,181</u>	<u>\$ 64,864</u>	<u>\$ 324,299</u>
Individual Projects					
19150100	Unallocated-04 Co Funds	\$ 194,066	\$ -	\$ -	\$ 194,066
19151601	Upgrade TV System-Courthouse	202,765	202,765	-	0
191900	2015 Certificate of Obligation	461,446	238,902	-	222,544
19201000	Harbor Bridge Project	12,000,000	6,000,000	3,000,000	3,000,000
19210000	2016 Certificate of Obligation	275,251	259,576	-	15,675
19220000	2017 CO Unallocated	3,236,718	-	3,231,260	5,459
19221001	83 Yard Roof Replacement	33,811	-	33,811	-
19010100	Misc Projects	2,219,810	1,215,689	-	1,004,121
19012700	Major Capital Proj Contingency	826,482	420,241	-	406,241
19012900	Court Proj Sanction Fund	132,662	74,950	-	57,712
19013000	Computers DA, Sheriff & Constable	450,000	428,509	18,033	3,458
	Individual Projects	<u>\$ 20,033,011</u>	<u>\$ 8,840,632</u>	<u>\$ 6,283,104</u>	<u>\$ 4,909,276</u>
Total Capital Projects		<u>\$ 94,741,723</u>	<u>\$ 43,419,846</u>	<u>\$ 14,703,100</u>	<u>\$ 36,618,778</u>

Capital Projects Totals by Funding Source

<u>Project Funding Source</u>	<u>Adjusted Project Budget</u>	<u>Prior Years Expenditures</u>	<u>Current Year Expenditures</u>	<u>Capital Project Budgets Balance</u>
2004 Certificate of Obligation	\$ 3,517,294	\$ 3,098,872	\$ 103,239	\$ 315,182
2007 Certificate of Obligation	16,199,922	14,751,573	233,249	1,215,100
2015 Certificate of Obligation	20,917,531	9,885,295	2,690,287	8,341,949
2015 State Infrastructure Bond	12,000,000	6,000,000	3,000,000	3,000,000
2016 Certificate of Obligation	20,472,065	3,377,023	2,532,100	14,562,942
2017 Certificate of Obligation	5,136,718	-	3,569,679	1,567,039
General Fund	16,498,920	6,307,082	2,574,546	7,617,293
Total Capital Projects	<u>\$ 94,742,450</u>	<u>\$ 43,419,846</u>	<u>\$ 14,703,100</u>	<u>\$ 36,619,505</u>



Nueces County Summary of Revenue Reports



For revenue reports received for Sep - 2018
As of December 4, 2018

The monthly revenue reports have been received and proofed by the County Auditor's Office, where they are on file for inspection. The monthly revenue reports are respectfully presented to the Commissioners Court for approval, in accordance with LGC 114.002, 114.043, and 114.044. Reports are considered late after the 25th of the following month.

DEPT. CODE	DEPARTMENT	DEPARTMENT HEAD	Last 6 months % Timely	September 2018	LAST REPORT
				REPORT STATUS	SUBMITTED
0160	Airport Fund	John Cox	100.00%	✓	
1710	Animal Control	Juan Ramirez	100.00%	✓	
0180	Coastal Management	Scott Cross	100.00%	✓	
1180	County Clerk Collections	Kara Sands	100.00%	✓	
1160	County Clerk Fee Account	Kara Sands	100.00%	✓	
1170	County Clerk Treasury	Kara Sands	100.00%	✓	
3700	County Sheriff - Bond Account	Jim Kaelin	100.00%	✓	
3700	County Sheriff - Civil Account	Jim Kaelin	100.00%	✓	
1324	County Sheriff - Inmate Benefit	Jim Kaelin	100.00%	✓	
3720	County Sheriff - Inmate Trust Account	Jim Kaelin	100.00%	✓	
1329	County Sheriff-Federal Narcotics	Jim Kaelin	100.00%	✓	
3021	CountyClerk School Fund	Kara Sands	100.00%	✓	
1326	District Attorney - Victim Restitution	Mark Gonzalez	0.00%	Not received yet	June 2017
3530	District Clerk- Child Support	Anne Lorentzen	100.00%	✓	
3530	District Clerk Fee Operating Account	Anne Lorentzen	100.00%	✓	
3530	District Clerk-Criminal Bond Registry	Anne Lorentzen	100.00%	✓	
3530	District Clerk-Invested Trust Accounts	Anne Lorentzen	100.00%	✓	
3530	District Clerk-Registry Accts.# 1 & 2	Anne Lorentzen	100.00%	✓	
0140	Fairgrounds Stadium	Edward Herrera	83.33%	✓	
1356	Hilltop Community Center	Edward Herrera	100.00%	✓	
3480	Juvenile Probation	Homer Flores	100.00%	✓	
0150	Law Library	Abraham Gonzales, Jr.	100.00%	✓	
3890	Medical Examiner	Dr. Ray Fernandez	100.00%	✓	
1470	Records Management Center	Lance Murphy	0.00%	✓	
1359	Robstown & SanJuan Parks	Edward Herrera	100.00%	✓	
4190	Senior Community Services	Edward Herrera	100.00%	✓	
TAX ASSESSOR-COLLECTOR					
1200	Proration Account	Kevin Kieschnick	100.00%	✓	
1200	Monthly Collected Taxes	Kevin Kieschnick	100.00%	✓	
1200	Gen. Services Account	Kevin Kieschnick	100.00%	✓	
1200	Motor Vehicle Account (2)	Kevin Kieschnick	100.00%	✓	
1200	Property Tax Acct	Kevin Kieschnick	100.00%	✓	
1200	V I T Escrow	Kevin Kieschnick	100.00%	✓	
1200	IRP Funds	Kevin Kieschnick	100.00%	✓	



Nueces County Summary of Revenue Reports



For revenue reports received for Sep - 2018
As of December 4, 2018

DEPT.			Last 6 months	September 2018 REPORT STATUS	LAST REPORT
<u>CODE</u>	<u>DEPARTMENT</u>	<u>DEPARTMENT HEAD</u>	<u>% Timely</u>	<u>✓ Received</u>	<u>SUBMITTED</u>
JUSTICES OF THE PEACE					
3600	Precinct 1, Place 1	Judge Joe Benavides	100.00%	✓	
3610	Precinct 1, Place 2	Judge Henry Santana	100.00%	✓	
3613	Precinct 1, Place 3	Judge Robert Balderas	100.00%	✓	
3621	Precinct 2, Place 1	Judge Jo Woosley	100.00%	✓	
3622	Precinct 2, Place 2	Judge Thelma Rodriguez	100.00%	✓	
3630	Precinct 3	Judge Larry Lawrence	100.00%	✓	
3640	Precinct 4	Judge Duncan Neblett, Jr.	100.00%	✓	
3650	Precinct 5-1	Judge Robert Gonzalez	100.00%	✓	
3655	Precinct 5-2	Judge Hermilo Peña	100.00%	✓	
CONSTABLES					
3810	Precinct 1	Robert M. Cisneros	100.00%	✓	
3820	Precinct 2	Michell Clark	100.00%	✓	
3830	Precinct 3	Jimmy Rivera	100.00%	✓	
3840	Precinct 4	Robert W. Sherwood	100.00%	✓	
3850	Precinct 5	Fred Flores III	100.00%	✓	

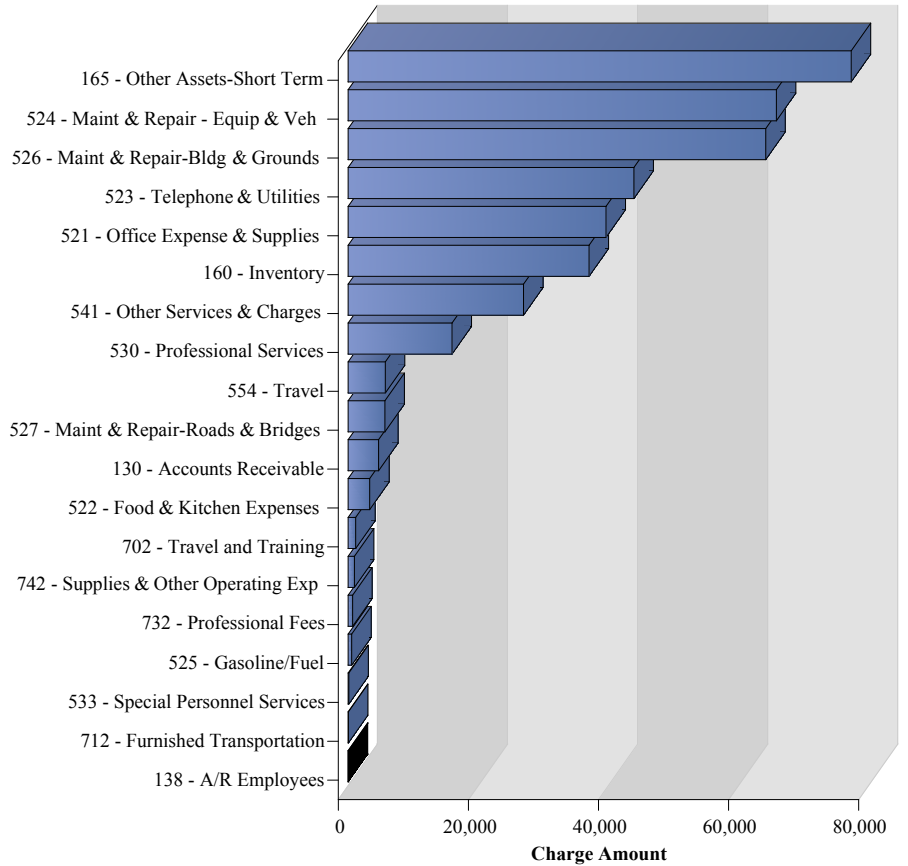
Procurement

(Unaudited)



Nueces County, Texas
PCard Transaction Totals by Budget Category
All Funds
September 2018

	Amount
165 - Other Assets-Short Term	77,353
524 - Maint & Repair - Equip & Veh	65,847
526 - Maint & Repair-Bldg & Grounds	64,212
523 - Telephone & Utilities	43,942
521 - Office Expense & Supplies	39,657
160 - Inventory	37,049
541 - Other Services & Charges	26,971
530 - Professional Services	15,980
554 - Travel	5,718
527 - Maint & Repair-Roads & Bridges	5,657
130 - Accounts Receivable	4,682
522 - Food & Kitchen Expenses	3,316
702 - Travel and Training	1,160
742 - Supplies & Other Operating Exp	969
732 - Professional Fees	693
525 - Gasoline/Fuel	548
533 - Special Personnel Services	110
712 - Furnished Transportation	43
138 - A/R Employees	0
Total	393,909



Nueces County, Texas
PCard Transaction Totals by Budget Category, Key Code
All Funds
September 2018

Budget Category	Key Code	Amount
165 - Other Assets-Short Term	1466 - Prepaid Exps - Ricoh	59,959.24
	1458 - Prepaid Mobile-cell,pagers	11,238.81
	1660 - Utilitiy Pre-Payments PCard	4,594.49
	1459 - Prepaid Gulf Coast	1,560.56
	Total	77,353.10
524 - Maint & Repair - Equip & Veh	5249 - Car Repairs, Supplies & Srvcs	25,028.81
	5252 - Heavy Motor Equip & Mach M&R	19,551.06
	5248 - Car Accessories	14,000.00
	5255 - Tools & Supplies	4,025.24
	5250 - Shop-Oil,Tires,Antifrz,Filters	1,661.16
	5251 - Office Equip Maint & Repairs	532.85
	5256 - PC Maintenance & Repairs	398.50
	5254 - Equip Maint. & Repairs	242.03
	5247 - Car Wash & Cleaning Expense	176.00
	5240 - Maint & Repair-Equip & Vehicle	119.13
	5258 - Radios & Camera Maint & Repair	112.50
	Total	65,847.28
526 - Maint & Repair-Bldg & Grounds	5268 - Parts, Supplies & Misc	35,342.71
	5265 - Mechanical Systems Repairs	17,266.52
	5261 - Buildings-Maintenance & Repair	8,715.01
	5264 - Landscape & Grounds M&R	2,123.66
	5263 - Elevator/Escalator Repairs	527.68
	5262 - Janitorial & Misc Supplies	236.70
	Total	64,212.28
523 - Telephone & Utilities	5237 - Utilities - Direct Clients	28,666.54
	5236 - InterNet Fees-T-1-ISDN	9,999.05
	5238 - TXU Electric Assistance	4,777.28
	5231 - Telephone Utility Expense	395.85
	5239 - Tipping & Dump Fees	89.39
	5229 - Content Streaming Services	13.99
	Total	43,942.10
521 - Office Expense & Supplies	5211 - Office Expenses & Supplies	37,026.85
	5213 - PC Software Programs	1,452.51
	5217 - Postage & Fed Express	625.43
	5218 - Books, Magzs & Subscriptions	523.84
	5210 - Office Expense & Supplies	28.00
	Total	39,656.63
160 - Inventory	1500 - Inventory - Supplies	36,768.61

Nueces County, Texas
PCard Transaction Totals by Budget Category, Key Code
All Funds
September 2018

Budget Category	Key Code	Amount
160 - Inventory	1550 - Inventory - Commodities	280.88
	Total	37,049.49
541 - Other Services & Charges	5444 - Law Enforcement Supplies	4,804.69
	5449 - Burial/Cremation Expense	4,697.00
	5414 - Advertisemnts & Public Notices	4,077.57
	5417 - Employee Service Awards	2,632.50
	5455 - Services - Other	1,999.00
	5435 - Equipment Rentals	1,567.47
	5447 - Membrships,Dues,Certifications	1,363.00
	5438 - General Operating Supplies	1,021.28
	5410 - Other Services & Charges	984.44
	5427 - Clinical & Hygienic Supplies	892.66
	5437 - Fees & Permits	890.75
	5443 - Inter-Local Agreements	782.00
	5463 - Wearing Apparel Expenses	472.15
	5433 - Educational & Demo Supplies	249.35
	5942 - Notary & Other Bonds	159.00
	5453 - Recreation Supplies	104.69
	5481 - Historical Comm/Library Board	100.00
	5762 - Grant Other	100.00
	5459 - Transportation of Persons	73.40
	Total	26,970.95
530 - Professional Services	5303 - Medical, Dental, Hospital, Lab	6,795.70
	5302 - Education Registration Fees	4,656.40
	5311 - Software Srvc & Maintenance	3,878.63
	5317 - Training Exps-Inhouse, Cntract	365.00
	5306 - Empl Evals/Testing	102.32
	5307 - County Legal Exps-Other	91.85
	5300 - Professional Services Expense	90.00
		Total
554 - Travel	5542 - Travel, Food & Lodging	5,718.43
	5540 - Travel Expenses	0.00
	Total	5,718.43
527 - Maint & Repair-Roads & Bridges	5274 - Parts & Supplies	5,656.65
	Total	5,656.65
130 - Accounts Receivable	1410 - Accts Rec-Component Units	2,460.05
	1439 - Accounts Rec. Witness Expense	1,940.21
	1472 - Charge Customer A/R	281.99

Nueces County, Texas
PCard Transaction Totals by Budget Category, Key Code
All Funds
September 2018

Budget Category	Key Code	Amount
130 - Accounts Receivable	Total	4,682.25
522 - Food & Kitchen Expenses	5221 - Food & Edible Items	2,218.26
	5222 - Food for Animals	895.56
	5225 - Kitchen Supplies & Tools	147.36
	5220 - Food & Kitchen Expenses	55.28
	Total	3,316.46
702 - Travel and Training	7023 - Lodging	1,160.35
	Total	1,160.35
742 - Supplies & Other Operating Exp	7421 - Office Expense & Supplies	727.92
	7448 - Educational Supplies	195.00
	7433 - Parts & Misc Supplies	39.98
	7450 - Freight	5.95
	Total	968.85
732 - Professional Fees	7327 - Educational-Registration Fee	495.00
	7328 - Memberships & Dues	197.99
	Total	692.99
525 - Gasoline/Fuel	5241 - Gasoline-Credit Card & Bulk	548.16
	Total	548.16
533 - Special Personnel Services	5343 - Transcripts & Interpreters	110.00
	Total	110.00
712 - Furnished Transportation	7127 - Motor Vehicle Passenger	43.32
	Total	43.32
138 - A/R Employees	1418 - A/R - Employees	0.00
	Total	0.00
Total		393,909.19

Nueces County, Texas
PCard Transaction Totals by Budget Category, Key Code and Department
All Funds
September 2018

Budget Category	Key Code	Department	Amount	
165 - Other Assets-Short Term	1466 - Prepaid Exps - Ricoh	1270 - County Purchasing	59,959.24	
		Total	59,959.24	
	1458 - Prepaid Mobile-cell,pagers	1270 - County Purchasing	11,238.81	
		Total	11,238.81	
	1660 - Utilitiy Pre-Payments PCard	0140 - County Stadium	3,212.33	
		0110 - General Fund Administration	893.27	
		0160 - Airport Fund Administration	295.76	
		0170 - Inland Park Fund	193.13	
		Total	4,594.49	
	1459 - Prepaid Gulf Coast	1270 - County Purchasing	1,560.56	
		Total	1,560.56	
	Total		77,353.10	
	524 - Maint & Repair - Equip & Veh	5249 - Car Repairs, Supplies & Srvc	3700 - County Sheriff	7,130.75
			3850 - Constable 5	2,954.80
			1329 - Fed Awrded Sheriff	2,492.88
0120 - Road & Bridge Fund			2,166.06	
4190 - Senior Community Services			1,607.51	
0180 - Coastal Parks Department			1,550.10	
3810 - Constable 1			1,201.34	
3820 - Constable 2			876.72	
5330 - Animal Control			866.70	
1160 - County Clerk			835.15	
3830 - Constable 3			649.99	
3092 - Vector Control			611.84	
2417 - Stonegarden			489.93	
0170 - Inland Park Fund			437.18	
3490 - Juvenile Detention			369.84	
3720 - Jail			308.44	
1590 - Hilltop Facility			258.22	
1570 - Building Superintendent			155.13	
1270 - County Purchasing			37.24	
1380 - Juv Case Manager		28.99		
Total		25,028.81		
5252 - Heavy Motor Equip & Mach M&R		0120 - Road & Bridge Fund	19,012.50	
		0170 - Inland Park Fund	357.29	
		0180 - Coastal Parks Department	181.27	
Total		19,551.06		
5248 - Car Accessories		1335 - State Awrded Cstb 5	3,896.70	

Nueces County, Texas
PCard Transaction Totals by Budget Category, Key Code and Department
All Funds
September 2018

Budget Category	Key Code	Department	Amount
524 - Maint & Repair - Equip & Veh	5248 - Car Accessories	1330 - State Awrded Sheriff	3,662.40
		3700 - County Sheriff	1,899.14
		3492 - Juvenile Justice Post-Adjudica	1,556.93
		5105 - Emergency Management	855.86
		3830 - Constable 3	805.51
		3850 - Constable 5	569.51
		3810 - Constable 1	379.00
		0180 - Coastal Parks Department	130.00
		3490 - Juvenile Detention	114.95
		1380 - Juv Case Manager	65.00
		3480 - Juvenile Probation	65.00
		Total	14,000.00
		5255 - Tools & Supplies	0121 - Engineering
	0120 - Road & Bridge Fund		896.39
	1400 - General Repairs - Building		745.48
	1440 - Ronnie H. Polston Bldg		209.88
	1740 - McKenzie Jail Annex		170.91
	1520 - Bishop Building		148.00
	0170 - Inland Park Fund		63.97
	3092 - Vector Control		25.69
	Total		4,025.24
	5250 - Shop-Oil,Tires,Antifrz,Filters	0170 - Inland Park Fund	1,048.12
		0120 - Road & Bridge Fund	421.86
		3720 - Jail	191.18
		Total	1,661.16
	5251 - Office Equip Maint & Repairs	1160 - County Clerk	278.00
		0120 - Road & Bridge Fund	69.95
		3520 - District Attorney	69.95
		3700 - County Sheriff	65.00
		1180 - Co Clerk Collections	49.95
		Total	532.85
	5256 - PC Maintenance & Repairs	1240 - Information Technology	334.63
		0370 - Metropolitan Planning Org	63.87
		Total	398.50
	5254 - Equip Maint. & Repairs	0180 - Coastal Parks Department	135.40
		1570 - Building Superintendent	68.68
		1590 - Hilltop Facility	37.95
		Total	242.03

Nueces County, Texas
PCard Transaction Totals by Budget Category, Key Code and Department
All Funds
September 2018

Budget Category	Key Code	Department	Amount	
524 - Maint & Repair - Equip & Veh	5247 - Car Wash & Cleaning Expense	3850 - Constable 5	114.00	
		3810 - Constable 1	40.00	
		0180 - Coastal Parks Department	12.00	
		5220 - Environmental Enforcement	10.00	
		Total	176.00	
	5240 - Maint & Repair-Equip & Vehicle	6210 - Family & Consumer Sciences	88.35	
		6110 - Agricultural Extension	30.78	
		Total	119.13	
	5258 - Radios & Camera Maint & Repair	3850 - Constable 5	112.50	
		Total	112.50	
	Total			65,847.28
	526 - Maint & Repair-Bldg & Grounds	5268 - Parts, Supplies & Misc	0170 - Inland Park Fund	13,901.18
			1570 - Building Superintendent	8,694.68
0180 - Coastal Parks Department			5,839.89	
1356 - Hilltop Rental Fees			4,010.56	
1305 - Courthouse Security Fund			840.00	
1590 - Hilltop Facility			799.48	
1324 - Inmate Commissary Fund			514.70	
3720 - Jail			270.00	
0120 - Road & Bridge Fund			194.94	
1240 - Information Technology			156.34	
3490 - Juvenile Detention			72.28	
3621 - Justice of the Peace 2-1			34.80	
3700 - County Sheriff			13.86	
Total			35,342.71	
5265 - Mechanical Systems Repairs			1570 - Building Superintendent	12,491.07
		0180 - Coastal Parks Department	2,232.05	
		0170 - Inland Park Fund	721.60	
		4190 - Senior Community Services	635.34	
		1356 - Hilltop Rental Fees	527.17	
		1590 - Hilltop Facility	434.29	
		0120 - Road & Bridge Fund	225.00	
		Total	17,266.52	
5261 - Buildings-Maintenance & Repair		1240 - Information Technology	4,587.13	
		1570 - Building Superintendent	2,328.26	
		2118 - RoutineAirportMaintProg	985.26	
		0180 - Coastal Parks Department	814.36	
		Total	8,715.01	

Nueces County, Texas
PCard Transaction Totals by Budget Category, Key Code and Department
All Funds
September 2018

Budget Category	Key Code	Department	Amount
526 - Maint & Repair-Bldg & Grounds	5264 - Landscape & Grounds M&R	0180 - Coastal Parks Department	1,168.00
		3720 - Jail	782.23
		0170 - Inland Park Fund	135.57
		1590 - Hilltop Facility	37.86
		Total	2,123.66
	5263 - Elevator/Escalator Repairs	1570 - Building Superintendent	527.68
		Total	527.68
	5262 - Janitorial & Misc Supplies	3720 - Jail	236.70
		Total	236.70
	Total		
523 - Telephone & Utilities	5237 - Utilities - Direct Clients	4120 - Direct Social Services	22,961.53
		2179 - Tx Vet Comm Vet Asst	5,705.01
		Total	28,666.54
	5236 - InterNet Fees-T-1-ISDN	1240 - Information Technology	8,460.12
		1770 - Sr Community Services Bldgs.	367.80
		3720 - Jail	317.08
		0180 - Coastal Parks Department	190.66
		5105 - Emergency Management	138.28
		1780 - David Berlanga,Sr. Bldg	122.60
		6210 - Family & Consumer Sciences	120.60
		0370 - Metropolitan Planning Org	115.58
		1460 - Robert N. Barnes Juv. Facility	90.39
		1329 - Fed Awrdded Sheriff	75.94
		Total	9,999.05
	5238 - TXU Electric Assistance	1350 - CBCF/TXU/EFSP	4,777.28
		Total	4,777.28
	5231 - Telephone Utility Expense	0370 - Metropolitan Planning Org	280.00
		1565 - Medical Examiner Building	115.85
		Total	395.85
	5239 - Tipping & Dump Fees	1470 - Records Management Department	89.39
		Total	89.39
	5229 - Content Streaming Services	3480 - Juvenile Probation	13.99
		Total	13.99
Total			43,942.10
521 - Office Expense & Supplies	5211 - Office Expenses & Supplies	3720 - Jail	10,522.15
		3075 - Contract Elections	3,959.38
		1200 - Tax Assessor - Collector	2,828.31
		1160 - County Clerk	2,753.79

Nueces County, Texas
PCard Transaction Totals by Budget Category, Key Code and Department
All Funds
September 2018

Budget Category	Key Code	Department	Amount
521 - Office Expense & Supplies	5211 - Office Expenses & Supplies	4110 - Social Services-Administration	1,855.09
		0121 - Engineering	1,326.51
		0170 - Inland Park Fund	1,291.51
		0180 - Coastal Parks Department	1,144.47
		3700 - County Sheriff	1,123.47
		3492 - Juvenile Justice Post-Adjudica	1,109.89
		3520 - District Attorney	1,021.48
		3380 - 347th District Court	1,008.77
		3710 - ID Jail Division	828.10
		1270 - County Purchasing	812.58
		1500 - Mechanical Maintenance	622.60
		6310 - County Library	465.61
		3621 - Justice of the Peace 2-1	414.06
		1190 - County Clerk Elections	382.44
		2159 - TSLAC 2018 Special Projects	320.34
		1122 - Grants Administration	306.23
		1125 - Risk Management	274.46
		4195 - Hilltop Community Services	266.04
		3820 - Constable 2	229.43
		3200 - Legal Aid	225.12
		3850 - Constable 5	222.92
		1402 - Library Board	210.24
		3250 - Magistrate/ DWI Drug Court	155.00
		3622 - Justice of the Peace 2-2	143.42
		1250 - County Auditor	138.28
		1130 - County Attorney	135.57
		1590 - Hilltop Facility	132.10
		1470 - Records Management Department	106.45
		1121 - CCMGT Support	96.00
		4190 - Senior Community Services	91.96
		3110 - County Court at Law 1	87.50
		1020 - County Commissioner Prec 2	86.59
		3610 - Justice of the Peace 1-2	72.75
3810 - Constable 1	59.62		
1245 - Human Resources	58.76		
3092 - Vector Control	55.17		
0120 - Road & Bridge Fund	53.59		
6210 - Family & Consumer Sciences	51.30		

Nueces County, Texas
PCard Transaction Totals by Budget Category, Key Code and Department
All Funds
September 2018

Budget Category	Key Code	Department	Amount	
521 - Office Expense & Supplies	5211 - Office Expenses & Supplies	3830 - Constable 3	49.99	
		3310 - 28th District Court	41.27	
		1040 - County Commissioner Prec 4	24.00	
		5105 - Emergency Management	21.98	
		1322 - Sheriff Community Projects	19.99	
		0370 - Metropolitan Planning Org	1.93	
		1510 - Agua Dulce Building	1.67	
		3890 - Medical Examiner	-183.03	
		Total	37,026.85	
	5213 - PC Software Programs	2159 - TSLAC 2018 Special Projects	1,398.44	
		1250 - County Auditor	54.07	
		Total	1,452.51	
	5217 - Postage & Fed Express	3092 - Vector Control	170.60	
		3820 - Constable 2	169.03	
		1122 - Grants Administration	123.22	
		1130 - County Attorney	66.50	
		3530 - District Clerk	44.70	
		3850 - Constable 5	43.71	
		3520 - District Attorney	6.25	
		0180 - Coastal Parks Department	1.42	
		Total	625.43	
	5218 - Books, Magzs & Subscriptions	3320 - 94th District Court	292.00	
		3490 - Juvenile Detention	121.49	
		3520 - District Attorney	54.98	
		3820 - Constable 2	37.00	
		0121 - Engineering	18.37	
		Total	523.84	
	5210 - Office Expense & Supplies	6110 - Agricultural Extension	28.00	
		Total	28.00	
	Total		39,656.63	
	160 - Inventory	1500 - Inventory - Supplies	1270 - County Purchasing	36,768.61
			Total	36,768.61
		1550 - Inventory - Commodities	0182 - Pier Funds	232.48
0180 - Coastal Parks Department			48.40	
Total			280.88	
Total		37,049.49		
541 - Other Services & Charges	5444 - Law Enforcement Supplies	3820 - Constable 2	3,394.75	
		1330 - State Awrdded Sheriff	1,120.52	

Nueces County, Texas
PCard Transaction Totals by Budget Category, Key Code and Department
All Funds
September 2018

Budget Category	Key Code	Department	Amount
541 - Other Services & Charges	5444 - Law Enforcement Supplies	1335 - State Awrdded Cstb 5	149.97
		1324 - Inmate Commissary Fund	139.45
		Total	4,804.69
	5449 - Burial/Cremation Expense	4120 - Direct Social Services	4,076.00
		2179 - Tx Vet Comm Vet Asst	621.00
		Total	4,697.00
	5414 - Advertisemnts & Public Notices	0120 - Road & Bridge Fund	2,239.02
		4130 - Children Protective Services	955.45
		1270 - County Purchasing	883.10
		Total	4,077.57
	5417 - Employee Service Awards	1330 - State Awrdded Sheriff	2,212.50
		3700 - County Sheriff	420.00
		Total	2,632.50
	5455 - Services - Other	3621 - Justice of the Peace 2-1	1,999.00
		Total	1,999.00
	5435 - Equipment Rentals	0120 - Road & Bridge Fund	1,455.09
		1570 - Building Superintendent	112.38
		Total	1,567.47
	5447 - Membrships,Dues,Certifications	5105 - Emergency Management	925.00
		1250 - County Auditor	438.00
		Total	1,363.00
	5438 - General Operating Supplies	5330 - Animal Control	514.24
		3092 - Vector Control	423.18
		0120 - Road & Bridge Fund	83.86
		Total	1,021.28
	5410 - Other Services & Charges	3810 - Constable 1	916.19
		3830 - Constable 3	68.25
		Total	984.44
	5427 - Clinical & Hygienic Supplies	2179 - Tx Vet Comm Vet Asst	892.66
		Total	892.66
5437 - Fees & Permits	4190 - Senior Community Services	520.00	
	3480 - Juvenile Probation	166.75	
	0180 - Coastal Parks Department	150.00	
	0120 - Road & Bridge Fund	18.00	
	3700 - County Sheriff	16.50	
	3850 - Constable 5	10.50	
	0170 - Inland Park Fund	9.00	
	Total	890.75	

Nueces County, Texas
PCard Transaction Totals by Budget Category, Key Code and Department
All Funds
September 2018

Budget Category	Key Code	Department	Amount
541 - Other Services & Charges	5443 - Inter-Local Agreements	1322 - Sheriff Community Projects	782.00
		Total	782.00
	5463 - Wearing Apparel Expenses	3480 - Juvenile Probation	152.25
		3490 - Juvenile Detention	144.90
		3700 - County Sheriff	115.00
		3820 - Constable 2	60.00
		Total	472.15
	5433 - Educational & Demo Supplies	0120 - Road & Bridge Fund	249.35
		Total	249.35
	5942 - Notary & Other Bonds	0102 - General Liability Insurance	159.00
		Total	159.00
	5453 - Recreation Supplies	1324 - Inmate Commissary Fund	104.69
		Total	104.69
	5481 - Historical Comm/Library Board	1285 - General Administration	100.00
		Total	100.00
5762 - Grant Other	2448 - AgriLife Ext-Hog Abatement Prg	100.00	
	Total	100.00	
5459 - Transportation of Persons	4120 - Direct Social Services	73.40	
	Total	73.40	
Total			26,970.95
530 - Professional Services	5303 - Medical, Dental, Hospital, Lab	3480 - Juvenile Probation	6,192.75
		3490 - Juvenile Detention	377.95
		3492 - Juvenile Justice Post-Adjudica	225.00
		Total	6,795.70
	5302 - Education Registration Fees	3520 - District Attorney	1,865.00
		1250 - County Auditor	1,100.00
		5330 - Animal Control	549.00
		1341 - Law Enfrc Ed(LEOSE)-Ctbl 1	307.26
		5105 - Emergency Management	255.00
		3490 - Juvenile Detention	225.00
		0370 - Metropolitan Planning Org	170.00
		6110 - Agricultural Extension	155.14
		6210 - Family & Consumer Sciences	30.00
	Total	4,656.40	
	5311 - Software Srvc & Maintenance	1240 - Information Technology	3,075.08
		1250 - County Auditor	549.90
		0370 - Metropolitan Planning Org	253.65
		Total	3,878.63

Nueces County, Texas
PCard Transaction Totals by Budget Category, Key Code and Department
All Funds
September 2018

Budget Category	Key Code	Department	Amount
530 - Professional Services	5317 - Training Exps-Inhouse, Cntract	3830 - Constable 3	330.00
		3820 - Constable 2	35.00
		Total	365.00
	5306 - Empl Evals/Testing	3490 - Juvenile Detention	55.00
		3480 - Juvenile Probation	33.00
		3492 - Juvenile Justice Post-Adjudica	11.00
		1160 - County Clerk	3.32
	Total	102.32	
	5307 - County Legal Exps-Other	1130 - County Attorney	91.85
		Total	91.85
	5300 - Professional Services Expense	6110 - Agricultural Extension	90.00
		Total	90.00
	Total		15,979.90
554 - Travel	5542 - Travel, Food & Lodging	3520 - District Attorney	2,132.61
		5105 - Emergency Management	888.04
		0370 - Metropolitan Planning Org	887.28
		1020 - County Commissioner Prec 2	464.25
		6110 - Agricultural Extension	451.54
		6210 - Family & Consumer Sciences	398.72
		3490 - Juvenile Detention	283.14
		3480 - Juvenile Probation	212.85
	Total	5,718.43	
	5540 - Travel Expenses	3720 - Jail	0.00
		Total	0.00
Total		5,718.43	
527 - Maint & Repair-Roads & Bridges	5274 - Parts & Supplies	0120 - Road & Bridge Fund	5,656.65
		Total	5,656.65
	Total		5,656.65
130 - Accounts Receivable	1410 - Accts Rec-Component Units	5110 - Commissioners Diabetes Fund	2,460.05
		Total	2,460.05
	1439 - Accounts Rec. Witness Expense	3520 - District Attorney	1,940.21
		Total	1,940.21
	1472 - Charge Customer A/R	3492 - Juvenile Justice Post-Adjudica	281.99
		Total	281.99
Total		4,682.25	
522 - Food & Kitchen Expenses	5221 - Food & Edible Items	2179 - Tx Vet Comm Vet Asst	1,276.04
		1402 - Library Board	429.93
		3300 - Court Administration	253.40

Nueces County, Texas
PCard Transaction Totals by Budget Category, Key Code and Department
All Funds
September 2018

Budget Category	Key Code	Department	Amount	
522 - Food & Kitchen Expenses	5221 - Food & Edible Items	1285 - General Administration	170.91	
		1270 - County Purchasing	79.00	
		3492 - Juvenile Justice Post-Adjudica	8.98	
		Total	2,218.26	
	5222 - Food for Animals	5330 - Animal Control	797.58	
		1330 - State Awrded Sheriff	97.98	
		Total	895.56	
	5225 - Kitchen Supplies & Tools	6210 - Family & Consumer Sciences	147.36	
		Total	147.36	
	5220 - Food & Kitchen Expenses	1322 - Sheriff Community Projects	55.28	
		Total	55.28	
	Total			3,316.46
	702 - Travel and Training	7023 - Lodging	0440 - Substance Abuse Treatment	1,058.00
0402 - CSCD			102.35	
Total			1,160.35	
Total			1,160.35	
742 - Supplies & Other Operating Exp	7421 - Office Expense & Supplies	0440 - Substance Abuse Treatment	724.92	
		0402 - CSCD	3.00	
		Total	727.92	
	7448 - Educational Supplies	0440 - Substance Abuse Treatment	195.00	
		Total	195.00	
	7433 - Parts & Misc Supplies	0402 - CSCD	39.98	
		Total	39.98	
	7450 - Freight	0440 - Substance Abuse Treatment	5.95	
		Total	5.95	
	Total			968.85
732 - Professional Fees	7327 - Educational-Registration Fee	0402 - CSCD	495.00	
		Total	495.00	
	7328 - Memberships & Dues	0440 - Substance Abuse Treatment	113.99	
		0402 - CSCD	84.00	
		Total	197.99	
Total			692.99	
525 - Gasoline/Fuel	5241 - Gasoline-Credit Card & Bulk	2417 - Stonegarden	548.16	
		Total	548.16	
	Total			548.16
533 - Special Personnel Services	5343 - Transcripts & Interpreters	4110 - Social Services-Administration	110.00	
		Total	110.00	
	Total			110.00

Nueces County, Texas
PCard Transaction Totals by Budget Category, Key Code and Department
All Funds
September 2018

			Amount
Budget Category	Key Code	Department	
712 - Furnished Transportation	7127 - Motor Vehicle Passenger	0440 - Substance Abuse Treatment	35.82
		0402 - CSCD	7.50
		Total	43.32
	Total	43.32	
138 - A/R Employees	1418 - A/R - Employees	0370 - Metropolitan Planning Org	0.00
		Total	0.00
	Total	0.00	
Total			393,909.19

Nueces County
Transaction Totals by Department Average
Statement Date(s): 09/28/2018

Merchant	Amount	Department	Card Holder Name	Average Transaction per Dept	Average Transaction per Cardholder
AT&T BILL PAYMENT	11,238.81	1250	GONZALEZ, FRANCISCA YESENIA SA	2,042.57	4,124.76
ATT BUS PHONE PMT	115.85	1250	GONZALEZ, FRANCISCA YESENIA SA	2,042.57	4,124.76
INTUIT QUICKBOOKS	549.90	1250	GONZALEZ, FRANCISCA YESENIA SA	2,042.57	4,124.76
NUECES COUNTY WATER DISCT	4,594.49	1250	GONZALEZ, FRANCISCA YESENIA SA	2,042.57	4,124.76
AMERICAN PAYROLL ASSOC	438.00	1250	ROBINSON, SABRA HALL	2,042.57	512.67
TEXAS ASSOCIATION OF C	1,100.00	1250	ROBINSON, SABRA HALL	2,042.57	512.67
AVNGATE MOVAVI.COM	54.07	1250	RAMIREZ, REBECCA MARTINEZ	2,042.57	173.04
THOMSON WEST TCD	292.00	1250	RAMIREZ, REBECCA MARTINEZ	2,042.57	173.04
HEB #462	382.10	1245	GUERRA, JULIE	1,191.05	1,191.05
WM SUPERCENTER #470	2,000.00	1245	GUERRA, JULIE	1,191.05	1,191.05
ADI-SA	4,587.13	1240	CANALES, BRENDA LEE	727.16	842.43
ADOBE CREATIVE CLOUD	173.18	1240	CANALES, BRENDA LEE	727.16	842.43
CC DISPOSAL SERVIC	89.39	1240	CANALES, BRENDA LEE	727.16	842.43
EVEREST WATER & COFFEE	22.00	1240	CANALES, BRENDA LEE	727.16	842.43
LOGMEIN GOTOMEETING	147.00	1240	CANALES, BRENDA LEE	727.16	842.43
TWC TIME WARNER CABLE	8,460.12	1240	CANALES, BRENDA LEE	727.16	842.43
ALTEX ELECTRONICS 1061	334.63	1240	MEDRANO, LARRY JR ROCHA	727.16	463.70
DIGICERT INC	1,316.00	1240	MEDRANO, LARRY JR ROCHA	727.16	463.70
GRAINGER	71.46	1240	MEDRANO, LARRY JR ROCHA	727.16	463.70
IDU INSIGHT PUBLIC SEC	988.90	1240	MEDRANO, LARRY JR ROCHA	727.16	463.70
PDQCOM	450.00	1240	MEDRANO, LARRY JR ROCHA	727.16	463.70
THE HOME DEPOT 526	84.88	1240	MEDRANO, LARRY JR ROCHA	727.16	463.70
AMAZON.COM	635.00	1270	ROBINSON, MICHAEL R	724.64	4,325.46
AMZN MKTP US	185.62	1270	ROBINSON, MICHAEL R	724.64	4,325.46
AMZN MKTP US MT46O8GF0	253.59	1270	ROBINSON, MICHAEL R	724.64	4,325.46
AMZN MKTP US MT7MC83N1	43.28	1270	ROBINSON, MICHAEL R	724.64	4,325.46
CDW GOVT #1200-5211	158.76	1270	ROBINSON, MICHAEL R	724.64	4,325.46
FINANCIAL SERVICES	41,118.46	1270	ROBINSON, MICHAEL R	724.64	4,325.46
GULF COAST MAILING SERV	1,560.56	1270	ROBINSON, MICHAEL R	724.64	4,325.46
GULF COAST PAPER COMPANY-	344.23	1270	ROBINSON, MICHAEL R	724.64	4,325.46
IN GULF BUSINESS PRINTIN	1,641.61	1270	ROBINSON, MICHAEL R	724.64	4,325.46
RICOH USA INC	18,840.78	1270	ROBINSON, MICHAEL R	724.64	4,325.46

Nueces County
Transaction Totals by Department Average
Statement Date(s): 09/28/2018

Merchant	Amount	Department	Card Holder Name	Average Transaction per Dept	Average Transaction per Cardholder
THC VIRTUAL AUSTIN	100.00	1270	ROBINSON, MICHAEL R	724.64	4,325.46
EXXONMOBIL 45362159	7.00	1270	RODRIGUEZ, RAUL R	724.64	528.65
SOUTHERN TIRE MART	37.24	1270	RODRIGUEZ, RAUL R	724.64	528.65
THE HOME DEPOT 6564	99.00	1270	RODRIGUEZ, RAUL R	724.64	528.65
USPS PO 4820230409	1,250.00	1270	RODRIGUEZ, RAUL R	724.64	528.65
USPS PO 4820250415	1,250.00	1270	RODRIGUEZ, RAUL R	724.64	528.65
A&W OFFICE SUPPLY	12,995.79	1270	HERNANDEZ, ERICA ANN	724.64	466.23
AMAZON.COM MT1QN1400	1,835.19	1270	HERNANDEZ, ERICA ANN	724.64	466.23
AMERICAN SOLUTIONS4 BUS	2,551.24	1270	HERNANDEZ, ERICA ANN	724.64	466.23
AMZN MKTP US MT26V93Q2	21.98	1270	HERNANDEZ, ERICA ANN	724.64	466.23
CARROT TOP INDUSTRIES INC	291.01	1270	HERNANDEZ, ERICA ANN	724.64	466.23
CC DISTRIBUTORS	676.06	1270	HERNANDEZ, ERICA ANN	724.64	466.23
COASTAL OFFICE SOLUTIONS	4,985.12	1270	HERNANDEZ, ERICA ANN	724.64	466.23
CORPUS CHRISTI ELECTRIC	214.27	1270	HERNANDEZ, ERICA ANN	724.64	466.23
CORPUS CHRISTI STAMPWORKS	960.90	1270	HERNANDEZ, ERICA ANN	724.64	466.23
FASCLAMPITT CORPUS CHRIST	883.80	1270	HERNANDEZ, ERICA ANN	724.64	466.23
GATEWAY PRINTING & OFFICE	15,870.11	1270	HERNANDEZ, ERICA ANN	724.64	466.23
GULF COAST PAPER COMPANY-	16,373.29	1270	HERNANDEZ, ERICA ANN	724.64	466.23
ITD PRINT SOLUTIONS	3,438.00	1270	HERNANDEZ, ERICA ANN	724.64	466.23
MOORE MEDICAL LLC	1,198.23	1270	HERNANDEZ, ERICA ANN	724.64	466.23
NNA SERVICES LLC	159.00	1270	HERNANDEZ, ERICA ANN	724.64	466.23
OFFICE DEPOT #1127	175.96	1270	HERNANDEZ, ERICA ANN	724.64	466.23
RR DONNELLEY- PAYMETRIC	63.01	1270	HERNANDEZ, ERICA ANN	724.64	466.23
TFS FISHER SCI CHI	-246.04	1270	HERNANDEZ, ERICA ANN	724.64	466.23
THE PAIGE COMPANY CONT	493.50	1270	HERNANDEZ, ERICA ANN	724.64	466.23
BEST BUY 00002352	339.94	1270	RAMIREZ, ROMEO ANTHONY	724.64	341.58
BLUFFALO WINGS CO	79.00	1270	RAMIREZ, ROMEO ANTHONY	724.64	341.58
BROOKS TIRE INC	110.00	1270	RAMIREZ, ROMEO ANTHONY	724.64	341.58
CALDWELL COUNTRY CHEVY	150.00	1270	RAMIREZ, ROMEO ANTHONY	724.64	341.58
DAILY WELLS COMMUNICATIO	1,323.16	1270	RAMIREZ, ROMEO ANTHONY	724.64	341.58
GULF COAST GRAPHICS	260.00	1270	RAMIREZ, ROMEO ANTHONY	724.64	341.58
LIND ELECTRONICS	48.02	1270	RAMIREZ, ROMEO ANTHONY	724.64	341.58

Nueces County
Transaction Totals by Department Average
Statement Date(s): 09/28/2018

Merchant	Amount	Department	Card Holder Name	Average Transaction per Dept	Average Transaction per Cardholder
LNSTARPROD	9,869.87	1270	RAMIREZ, ROMEO ANTHONY	724.64	341.58
NUECES CO TX - GOV PAY FE	9.00	1270	RAMIREZ, ROMEO ANTHONY	724.64	341.58
NUECES CO TX-TAC-MOTOR	45.00	1270	RAMIREZ, ROMEO ANTHONY	724.64	341.58
ON SITE DECALS	1,730.00	1270	RAMIREZ, ROMEO ANTHONY	724.64	341.58
SAFELITE AUTOGLASS	475.96	1270	RAMIREZ, ROMEO ANTHONY	724.64	341.58
SILSBEE FORD	166.75	1270	RAMIREZ, ROMEO ANTHONY	724.64	341.58
STALKER RADAR	379.00	1270	RAMIREZ, ROMEO ANTHONY	724.64	341.58
UPS 1Z2T857WP210308377	27.81	1270	RAMIREZ, ROMEO ANTHONY	724.64	341.58
UPS ADJ00173076203881	15.90	1270	RAMIREZ, ROMEO ANTHONY	724.64	341.58
CORPUS CHRISTI CALLER	805.10	1270	MENDOZA, ANNETTE	724.64	294.37
POSTNET TX162	78.00	1270	MENDOZA, ANNETTE	724.64	294.37
COLOR SOURCE	85.26	0160	COX, JOHN F	492.63	492.63
SQ G A DOUGLAS	900.00	0160	COX, JOHN F	492.63	492.63
A & B PLASTICS AND FABRIC	3,750.00	4190	STOVALL, SYLVESTER	491.01	1,155.45
FIVE POINTS AUTO CENTER	294.35	4190	STOVALL, SYLVESTER	491.01	1,155.45
MID COAST ELECTRIC SUPPLY	417.04	4190	STOVALL, SYLVESTER	491.01	1,155.45
OREILLY AUTO #1982	122.83	4190	STOVALL, SYLVESTER	491.01	1,155.45
THE HOME DEPOT #6564	15,058.45	4190	STOVALL, SYLVESTER	491.01	1,155.45
A-1 TIRE & AUTO	400.49	4190	SANTOS, MARCELINA V	491.01	251.17
BECK MASTEN COASTAL BEND	1,038.03	4190	SANTOS, MARCELINA V	491.01	251.17
GALVAN TOWING	125.00	4190	SANTOS, MARCELINA V	491.01	251.17
KOETTER FIRE CORPUS	520.00	4190	SANTOS, MARCELINA V	491.01	251.17
ROBLES TIRE RECYCLING	35.00	4190	SANTOS, MARCELINA V	491.01	251.17
SQ BUTLER SERVICE	635.34	4190	SANTOS, MARCELINA V	491.01	251.17
SQ MAYORGA AUTOMOTIVE LL	8.99	4190	SANTOS, MARCELINA V	491.01	251.17
EWING IRRIGATION PRD 146	270.64	4190	PAREDEZ, EZEQUIEL	491.01	167.78
ROBLES TIRE RECYCLING	20.00	4190	PAREDEZ, EZEQUIEL	491.01	167.78
ROBSTOWN HARDWARE CO INC	1,405.41	4190	PAREDEZ, EZEQUIEL	491.01	167.78
THE HOME DEPOT #6564	17.82	4190	PAREDEZ, EZEQUIEL	491.01	167.78
TRACTOR SUPPLY #333	63.97	4190	PAREDEZ, EZEQUIEL	491.01	167.78
ULTIMATE SIGNS AND GRAPHI	100.00	4190	PAREDEZ, EZEQUIEL	491.01	167.78
WRIGHT MATERIALS INC ROBS	135.57	4190	PAREDEZ, EZEQUIEL	491.01	167.78
FIVE POINTS AUTO CENTER	68.25	4190	MONTEMAYOR, ELIZABETH J	491.01	123.82

Nueces County
Transaction Totals by Department Average
Statement Date(s): 09/28/2018

Merchant	Amount	Department	Card Holder Name	Average Transaction per Dept	Average Transaction per Cardholder
THE HOME DEPOT #6564	507.02	4190	MONTEMAYOR, ELIZABETH J	491.01	123.82
THE HOME DEPOT 6564	243.65	4190	MONTEMAYOR, ELIZABETH J	491.01	123.82
WESTERN AUTO ACE HARDWAR	295.44	4190	MONTEMAYOR, ELIZABETH J	491.01	123.82
TWC TIME WARNER CABLE	490.40	4190	HERNANDEZ, JUANITA	491.01	122.60
FAIRMONT AUSTIN	464.25	1020	GONZALEZ, JOE A	464.25	464.25
AMAZON.COM	58.41	1160	MARTINEZ, JUAN D	410.65	590.79
AMAZON.COM MT65W0LJ0	175.23	1160	MARTINEZ, JUAN D	410.65	590.79
AMZN MKTP US	799.90	1160	MARTINEZ, JUAN D	410.65	590.79
FAST FLEET SERVICES	835.15	1160	MARTINEZ, JUAN D	410.65	590.79
INTAB LLC	1,085.25	1160	MARTINEZ, JUAN D	410.65	590.79
BROOKS TIRE INC	49.95	1160	VELAZQUEZ-MENDOZA, SANDRA N	410.65	110.42
PAYPAL ALARMTX	278.00	1160	VELAZQUEZ-MENDOZA, SANDRA N	410.65	110.42
TXDPS CRIME RECS	3.32	1160	VELAZQUEZ-MENDOZA, SANDRA N	410.65	110.42
AGENT FEE 8900755055541	40.00	3520	CLARK, JAMYE	337.17	337.17
AVL BOOKBABY	54.98	3520	CLARK, JAMYE	337.17	337.17
FEDEX 29925042	6.25	3520	CLARK, JAMYE	337.17	337.17
FOUR POINTS HOTEL	821.10	3520	CLARK, JAMYE	337.17	337.17
HOLIDAY INN	796.95	3520	CLARK, JAMYE	337.17	337.17
HOLIDAY INN EXPRESS & SU	315.27	3520	CLARK, JAMYE	337.17	337.17
NATIONAL DISTRICT ATTORNE	1,340.00	3520	CLARK, JAMYE	337.17	337.17
SOUTHWES 5261488126489	1,103.26	3520	CLARK, JAMYE	337.17	337.17
SQ JMJ BUSINESS EQUIPMEN	69.95	3520	CLARK, JAMYE	337.17	337.17
TDCAA	525.00	3520	CLARK, JAMYE	337.17	337.17
TOWNEPLACE SUITES	93.00	3520	CLARK, JAMYE	337.17	337.17
TOWNEPLACE SUITES BY M	594.55	3520	CLARK, JAMYE	337.17	337.17
W HOTELS	308.69	3520	CLARK, JAMYE	337.17	337.17
IN CUBIT CONTRACTING LLC	1,800.00	0120	DESAI, DIPAK VIJAYKUMAR	327.41	1,563.35
JOHNSON CONTROLS SS	2,115.40	0120	DESAI, DIPAK VIJAYKUMAR	327.41	1,563.35
PAYPAL ALARMTX	2,338.00	0120	DESAI, DIPAK VIJAYKUMAR	327.41	1,563.35
COASTAL DIESEL	2,070.00	0120	LOPEZ, ROSIE LAMAR	327.41	1,510.72
NUECES POWER EQUIPMENT	1,069.82	0120	LOPEZ, ROSIE LAMAR	327.41	1,510.72
ROMCO EQUIPMENT 003	1,939.52	0120	LOPEZ, ROSIE LAMAR	327.41	1,510.72
ROMCO EQUIPMENT 004	963.52	0120	LOPEZ, ROSIE LAMAR	327.41	1,510.72

Nueces County
Transaction Totals by Department Average
Statement Date(s): 09/28/2018

Merchant	Amount	Department	Card Holder Name	Average Transaction per Dept	Average Transaction per Cardholder
AMZN MKTP US	18.37	0120	MORENO, YOLANDA	327.41	1,329.83
ARC CORPUS CHRISTI 15	551.88	0120	MORENO, YOLANDA	327.41	1,329.83
CORPUS CHRISTI SAFE AND L	34.80	0120	MORENO, YOLANDA	327.41	1,329.83
DELTA SPECIALTIES SUPPLY	4,680.00	0120	MORENO, YOLANDA	327.41	1,329.83
FRANK TINGL	1,999.00	0120	MORENO, YOLANDA	327.41	1,329.83
GULF COAST MAILING SERV	2,239.02	0120	MORENO, YOLANDA	327.41	1,329.83
HOLT CAT CORPUS - MC	4,379.29	0120	MORENO, YOLANDA	327.41	1,329.83
LOWES #01825	156.42	0120	MORENO, YOLANDA	327.41	1,329.83
SQ JMJ BUSINESS EQUIPMEN	69.95	0120	MORENO, YOLANDA	327.41	1,329.83
TEXAS THRONE LLC	250.00	0120	MORENO, YOLANDA	327.41	1,329.83
VALLEN DISTRIBUTION EO	249.35	0120	MORENO, YOLANDA	327.41	1,329.83
WILBUR ELLIS TAFT	242.50	0120	YBARRA, EDUARDO C	327.41	242.50
COMPLETE DIESEL REPAIR	21.00	0120	CISNEROS, SIMON G	327.41	209.05
EWALD KUBOTA - CORPUS CHR	245.64	0120	CISNEROS, SIMON G	327.41	209.05
HOLT CAT CORPUS - MC	1,183.65	0120	CISNEROS, SIMON G	327.41	209.05
OREILLY AUTO #1982	755.08	0120	CISNEROS, SIMON G	327.41	209.05
ROBSTOWN HARDWARE CO INC	200.66	0120	CISNEROS, SIMON G	327.41	209.05
STEWART DEAN BEARING COMP	10.50	0120	CISNEROS, SIMON G	327.41	209.05
THE HOME DEPOT #6564	30.09	0120	CISNEROS, SIMON G	327.41	209.05
TIPSCO	62.00	0120	CISNEROS, SIMON G	327.41	209.05
ABC KEYS & SAFES	21.00	0120	SANCHEZ, JOSE LUIS	327.41	208.38
CBS RENTAL & SUPPLY	812.52	0120	SANCHEZ, JOSE LUIS	327.41	208.38
AIR & FILTERS 2	36.96	0120	MORADO, ROBERT LUIS	327.41	207.35
COASTAL DIESEL	85.10	0120	MORADO, ROBERT LUIS	327.41	207.35
TEXAS THRONE LLC	500.00	0120	MORADO, ROBERT LUIS	327.41	207.35
ADVANCE AUTO PARTS #3344	218.54	0120	MARTINEZ JR, ARTURO	327.41	183.57
AIRGAS CENTRAL	205.09	0120	MARTINEZ JR, ARTURO	327.41	183.57
ARNOLD OIL COMPANY	324.98	0120	MARTINEZ JR, ARTURO	327.41	183.57
BUSTERS BUTANE	24.00	0120	MARTINEZ JR, ARTURO	327.41	183.57
C.C. BATTERY COMPANY	176.00	0120	MARTINEZ JR, ARTURO	327.41	183.57
COASTAL DIESEL	150.37	0120	MARTINEZ JR, ARTURO	327.41	183.57
CORPUS CHRISTI FORD	84.68	0120	MARTINEZ JR, ARTURO	327.41	183.57
CREAGER TIRE AND BATTERY	7.00	0120	MARTINEZ JR, ARTURO	327.41	183.57

Nueces County
Transaction Totals by Department Average
Statement Date(s): 09/28/2018

Merchant	Amount	Department	Card Holder Name	Average Transaction per Dept	Average Transaction per Cardholder
EWALD KUBOTA - CORPUS CHR	223.15	0120	MARTINEZ JR, ARTURO	327.41	183.57
FASTSERV SUPPLY CORPUS	4.50	0120	MARTINEZ JR, ARTURO	327.41	183.57
HOLT CAT CORPUS - MC	1,636.20	0120	MARTINEZ JR, ARTURO	327.41	183.57
HUSKY TRAILER& PARTS CO	12.99	0120	MARTINEZ JR, ARTURO	327.41	183.57
IN AFFORDABLE GLASS	400.00	0120	MARTINEZ JR, ARTURO	327.41	183.57
KELTONS TRUCK PARTS INC	106.90	0120	MARTINEZ JR, ARTURO	327.41	183.57
NSC NORTHERN SAFETY CO	38.00	0120	MARTINEZ JR, ARTURO	327.41	183.57
ROBSTOWN HARDWARE CO INC	2,809.50	0120	MARTINEZ JR, ARTURO	327.41	183.57
THE HOME DEPOT #6564	59.98	0120	MARTINEZ JR, ARTURO	327.41	183.57
WAUKESHA-PEARCE CORPUS	43.12	0120	MARTINEZ JR, ARTURO	327.41	183.57
WESTERN AUTO ACE HARDWAR	29.94	0120	MARTINEZ JR, ARTURO	327.41	183.57
WOODY'S TRUCK CENTER	53.45	0120	MARTINEZ JR, ARTURO	327.41	183.57
CBS RENTAL & SUPPLY	50.58	0120	WHITE, DOROTHY ARLENE	327.41	183.53
TEXAS THRONE LLC	500.00	0120	WHITE, DOROTHY ARLENE	327.41	183.53
A-1 PLUMBING & COMPANY	225.00	0120	GARCIA, JERRY	327.41	91.70
CBS RENTAL & SUPPLY	95.00	0120	GARCIA, JERRY	327.41	91.70
WAL-MART #0464	6.86	0120	GARCIA, JERRY	327.41	91.70
WRIGHT MATERIALS INC ROBS	131.63	0120	GARCIA, JERRY	327.41	91.70
CBS RENTAL & SUPPLY	73.95	0120	JAQUEZ, NOE F	327.41	73.95
ADVANCE AUTO PARTS #3344	182.46	0120	MERCADO, SANTIAGO	327.41	73.39
ARNOLD OIL COMPANY	730.02	0120	MERCADO, SANTIAGO	327.41	73.39
BUSH HYDRAULICS	15.25	0120	MERCADO, SANTIAGO	327.41	73.39
C.C. BATTERY COMPANY	312.26	0120	MERCADO, SANTIAGO	327.41	73.39
COASTAL DIESEL	394.09	0120	MERCADO, SANTIAGO	327.41	73.39
CORPUS CHRISTI FORD	608.66	0120	MERCADO, SANTIAGO	327.41	73.39
HOLT CAT CORPUS - MC	97.14	0120	MERCADO, SANTIAGO	327.41	73.39
HUSKY TRAILER& PARTS CO	34.98	0120	MERCADO, SANTIAGO	327.41	73.39
IN R & R PETRO SERVICES	105.85	0120	MERCADO, SANTIAGO	327.41	73.39
MCCOYS #17	11.37	0120	MERCADO, SANTIAGO	327.41	73.39
ROBSTOWN HARDWARE CO INC	178.17	0120	MERCADO, SANTIAGO	327.41	73.39
SHEINBERG TOOL CO INC	17.42	0120	MERCADO, SANTIAGO	327.41	73.39
THE HOME DEPOT #6564	25.44	0120	MERCADO, SANTIAGO	327.41	73.39
TIPSCO	130.00	0120	MERCADO, SANTIAGO	327.41	73.39

Nueces County
Transaction Totals by Department Average
Statement Date(s): 09/28/2018

Merchant	Amount	Department	Card Holder Name	Average Transaction per Dept	Average Transaction per Cardholder
WAUKESHA-PEARCE CORPUS	0.00	0120	MERCADO, SANTIAGO	327.41	73.39
WOODY'S TRUCK CENTER	18.98	0120	MERCADO, SANTIAGO	327.41	73.39
ARC CORPUS CHRISTI 15	223.65	0120	MOLINA, MICHAEL A	327.41	44.73
CELEBRATE EXCELLENCE	2,212.50	3700	PEREZ, DANIEL T	313.38	2,212.50
BIG JOES TIRE & AUTO	1,433.93	3700	GARCIA, LAURA N	313.38	1,433.93
ANNAVILLE MUFFLER & AU	349.52	3700	VOLKMAN, ROBERT ALLEN	313.38	991.98
BIG JOES TIRE & AUTO	1,125.53	3700	VOLKMAN, ROBERT ALLEN	313.38	991.98
DEL-AIR CO INC	2,492.88	3700	VOLKMAN, ROBERT ALLEN	313.38	991.98
OSO CREEK A H #630	870.52	3700	LORBERAU, DANIEL SCOTT	313.38	870.52
GALVANS PAINT & BODY LLC	600.00	3700	CALZADA, ALLON	313.38	600.00
ANNAVILLE MUFFLER & AU	910.43	3700	ACEVEDO, FELIX R	313.38	414.97
GOODYEAR TIRE #4739	334.48	3700	ACEVEDO, FELIX R	313.38	414.97
GOODYEAR TIRE #4739	334.48	3700	MARTINEZ, MARCUS D	313.38	334.48
GOODYEAR TIRE #4739	334.48	3700	SALAZAR JR, RAUL	313.38	334.48
DTV DIRECTV SERVICE	221.08	3700	MARTINEZ, CYNTHIA LAURA	313.38	311.61
HOBBY-LOBBY #0066	19.99	3700	MARTINEZ, CYNTHIA LAURA	313.38	311.61
KMSCO INC	782.00	3700	MARTINEZ, CYNTHIA LAURA	313.38	311.61
SYMBOL ARTS WEB	535.00	3700	MARTINEZ, CYNTHIA LAURA	313.38	311.61
INTERSTATE BATTERIES	514.70	3700	WILLOUGHBY III, WILLIAM F	313.38	257.21
S. TEXAS ALL BATTERY	270.00	3700	WILLOUGHBY III, WILLIAM F	313.38	257.21
TIMEKEEPING SYSTEMS INC	139.45	3700	WILLOUGHBY III, WILLIAM F	313.38	257.21
WM SUPERCENTER #470	104.69	3700	WILLOUGHBY III, WILLIAM F	313.38	257.21
INTERSTATE BATTERIES	128.85	3700	RODRIGUEZ, NATIVIDAD	313.38	241.84
ROBSTOWN HARDWARE CO INC	838.51	3700	RODRIGUEZ, NATIVIDAD	313.38	241.84
GOODYEAR TIRE #4739	482.48	3700	WOOD, ERIC	313.38	241.24
GALVANS PAINT & BODY LLC	500.00	3700	HARDIN, BRYAN RHETT	313.38	171.29
THE HOME DEPOT #6584	13.86	3700	HARDIN, BRYAN RHETT	313.38	171.29
GOODYEAR TIRE #4739	167.24	3700	CAMPOS, FRANCISCO	313.38	167.24
BIG JOES TIRE & AUTO	250.90	3700	GALVAN, JOHN A	313.38	163.42
DTV DIRECTV SERVICE	75.94	3700	GALVAN, JOHN A	313.38	163.42
DISCOUNT-TIRE-CO TXC-05	232.00	3700	LEAL, ROBERT	313.38	149.79
STAPLES TIRE & AUTOMOTIVE	67.58	3700	LEAL, ROBERT	313.38	149.79
GOODYEAR A.S.C. #4738	148.00	3700	MORENO, ERNESTO AURELIO	313.38	148.00
MARKER 37 LLC	388.18	3700	VEAD, JASON L	313.38	143.04
WEST MARINE #1308	183.96	3700	VEAD, JASON L	313.38	143.04

Nueces County
Transaction Totals by Department Average
Statement Date(s): 09/28/2018

Merchant	Amount	Department	Card Holder Name	Average Transaction per Dept	Average Transaction per Cardholder
GOODYEAR A.S.C. #4738	167.24	3700	ROCHA, JANIE MARIE	313.38	116.12
SQ BAY AREA TIME	65.00	3700	ROCHA, JANIE MARIE	313.38	116.12
OSO CREEK A H #630	250.00	3700	DORR, CHRISTOPHER EMBERT	313.38	115.99
PETCO 1425 63514251	97.98	3700	DORR, CHRISTOPHER EMBERT	313.38	115.99
ARNOLD OIL COMPANY	191.18	3700	GONZALEZ, ADAM S	313.38	95.59
GULF COAST PAPER COMPANY-	51.57	3700	ROSENBAUM, SYLVIA A	313.38	63.28
MIDAS AUTO CENTER	82.98	3700	ROSENBAUM, SYLVIA A	313.38	63.28
WAL-MART #0470	55.28	3700	ROSENBAUM, SYLVIA A	313.38	63.28
AUTOZONE #1332	40.03	3700	KAELIN, JIMMIE DALE	313.38	40.03
FLEET MANAGEMENT SOLUTNS	96.00	3700	BOLTZ, PATRICIA	313.38	32.00
SAN LUIS GALVESTON HOT	0.00	3700	BOLTZ, PATRICIA	313.38	32.00
SHAFFERS MUFFLER AND AUTO	7.00	3700	REVIS, TIMOTHY K	313.38	7.00
OREILLY AUTO #0445	5.62	3700	VICKERS, RUSSELL BLAIR	313.38	5.62
CORNER STORE 0135	3.24	3700	BURNS, MELISSA LYNN	313.38	3.24
ACADEMY SPORTS #29	3,394.75	3820	BRANDON, DONNA D	276.70	482.79
AN FORD MAZDA CORPUS	43.82	3820	BRANDON, DONNA D	276.70	482.79
GOODYEAR A.S.C. #4738	668.96	3820	BRANDON, DONNA D	276.70	482.79
IN SUPERGLASS WINDSHIELD	30.00	3820	BRANDON, DONNA D	276.70	482.79
ISLAND TIRE AND AUTOMOTIV	15.00	3820	BRANDON, DONNA D	276.70	482.79
OFFICE DEPOT #70	23.58	3820	BRANDON, DONNA D	276.70	482.79
USPS PO 4820210418	169.03	3820	BRANDON, DONNA D	276.70	482.79
FLANAGANS MUFFLER SHOP	95.00	3820	ROBERTSON III, HUEL JAMES	276.70	77.50
MALL SHOE SERVICE	60.00	3820	ROBERTSON III, HUEL JAMES	276.70	77.50
BEST BUY 00002352	29.98	3820	GONZALES, MINERVA S	276.70	48.28
BLUE 360 MEDIA	37.00	3820	GONZALES, MINERVA S	276.70	48.28
PROMOTESOURCE	77.86	3820	GONZALES, MINERVA S	276.70	48.28
OSS ACADEMY	35.00	3820	ZAMORA, ANTHONY	276.70	35.00
ISLAND TIRE AND AUTOMOTIV	15.00	3820	MARTINEZ JR, MARCIAL	276.70	11.97
WAL-MART #0490	8.94	3820	MARTINEZ JR, MARCIAL	276.70	11.97
360 TRAINING(ECOMMERCE	255.00	5105	BOYCE, CHRISTOPHER A	256.24	256.24
AMERICAN AIR0010632972177	46.64	5105	BOYCE, CHRISTOPHER A	256.24	256.24
AMERICAN AIR0012308053365	470.60	5105	BOYCE, CHRISTOPHER A	256.24	256.24
CITY OF CC AIRPORT	35.00	5105	BOYCE, CHRISTOPHER A	256.24	256.24

Nueces County
Transaction Totals by Department Average
Statement Date(s): 09/28/2018

Merchant	Amount	Department	Card Holder Name	Average Transaction per Dept	Average Transaction per Cardholder
EMBASSY STES AUSTIN	335.80	5105	BOYCE, CHRISTOPHER A	256.24	256.24
INDUSTRIAL COMMUNICATIONS	356.11	5105	BOYCE, CHRISTOPHER A	256.24	256.24
NATIONAL SHERIFFS ASSN	520.00	5105	BOYCE, CHRISTOPHER A	256.24	256.24
PMI - CERTIFICATION	405.00	5105	BOYCE, CHRISTOPHER A	256.24	256.24
TWC TIME WARNER CABLE	138.28	5105	BOYCE, CHRISTOPHER A	256.24	256.24
DISCOUNT TIRE TXC 12	716.00	5330	RAMIREZ, JUAN A	247.96	262.85
ROBLES TIRE RECYCLING	10.00	5330	RAMIREZ, JUAN A	247.96	262.85
TEXAS ACADEMY OF ANIMAL C	450.00	5330	RAMIREZ, JUAN A	247.96	262.85
TRACTOR SUPPLY #333	1,311.82	5330	RAMIREZ, JUAN A	247.96	262.85
VIP CAR WASH AND LUBE NW	140.70	5330	RAMIREZ, JUAN A	247.96	262.85
ANIMAL CARE TECHNOLOGIES	99.00	5330	CARR, JOSEPH VINCENT	247.96	99.00
NETFLIX.COM	13.99	3480	MORENO, JOSHUA ANTHONY	242.98	462.48
SQ X RAY ON WHEELS	990.00	3480	MORENO, JOSHUA ANTHONY	242.98	462.48
WALGREENS #4424	845.95	3480	MORENO, JOSHUA ANTHONY	242.98	462.48
AVL BOOKBABY	28.49	3480	SALDANA, DEANNA	242.98	274.83
FAMILY COUNSELING SERVICE	3,270.00	3480	SALDANA, DEANNA	242.98	274.83
IDENTOGO - TX FINGERPRINT	99.00	3480	SALDANA, DEANNA	242.98	274.83
LA COSTA DENTAL OF A	50.00	3480	SALDANA, DEANNA	242.98	274.83
MOORE MEDICAL LLC	-147.25	3480	SALDANA, DEANNA	242.98	274.83
RESIDENCE INN HOUSTON	283.14	3480	SALDANA, DEANNA	242.98	274.83
SAFER SOCIETY FOUNDA	93.00	3480	SALDANA, DEANNA	242.98	274.83
SHSU WEB PAY	225.00	3480	SALDANA, DEANNA	242.98	274.83
STERLING HEALTHCARE OPCO	1,641.00	3480	SALDANA, DEANNA	242.98	274.83
TLC COMPLETE CARE MIDTOWN	389.00	3480	SALDANA, DEANNA	242.98	274.83
WEATHERTECH DIRECT LLC	114.95	3480	SALDANA, DEANNA	242.98	274.83
HOME2 SUITES	182.85	3480	FLORES, HOMER	242.98	182.85
3G GRAPHICS	152.25	3480	FLORES, PAUL	242.98	151.29
CARISMA WASH	82.84	3480	FLORES, PAUL	242.98	151.29
DISCOUNT-TIRE-CO TXC-05	287.00	3480	FLORES, PAUL	242.98	151.29
LOWES #01825	8.54	3480	FLORES, PAUL	242.98	151.29
NENNO PRODUCTS LLC	336.91	3480	FLORES, PAUL	242.98	151.29
WAL-MART #0470	40.18	3480	FLORES, PAUL	242.98	151.29
3G GRAPHICS	144.90	3480	ARISMELENDEZ, YSIDRO IV	242.98	66.48

Nueces County
Transaction Totals by Department Average
Statement Date(s): 09/28/2018

Merchant	Amount	Department	Card Holder Name	Average Transaction per Dept	Average Transaction per Cardholder
GULF COAST PAPER COMPANY-	46.75	3480	ARISMELENDEZ, YSIDRO IV	242.98	66.48
WALGREENS #4424	7.79	3480	ARISMELENDEZ, YSIDRO IV	242.98	66.48
CITY OF CC AIRPORT	30.00	3480	MUERY, BRET RYAN	242.98	30.00
TRACTOR SUPPLY CO #1907	16.99	3480	TOREN, MILES D	242.98	16.99
CBS RENTAL & SUPPLY	1,764.92	1570	TRIGO, JOE ANTHONY	227.88	882.46
JOHNSON CONTROLS SS	2,226.27	1570	WALKER, VICTOR	227.88	361.46
LARSON PLUMBING & UTILITY	240.00	1570	WALKER, VICTOR	227.88	361.46
THE HOME DEPOT #6584	115.70	1570	WALKER, VICTOR	227.88	361.46
THE HOME DEPOT 6584	309.67	1570	WALKER, VICTOR	227.88	361.46
FERGUSON ENT # 116	238.53	1570	RIOS, BOBBY C	227.88	358.07
GRAINGER	462.25	1570	RIOS, BOBBY C	227.88	358.07
IN PRECISION ENGINEERED	183.37	1570	RIOS, BOBBY C	227.88	358.07
JOHNSON CONTROLS SS	271.84	1570	RIOS, BOBBY C	227.88	358.07
JOHNSTONE SPLY AT CORPUS	38.12	1570	RIOS, BOBBY C	227.88	358.07
PROF PLUMBING GROUP	2,957.23	1570	RIOS, BOBBY C	227.88	358.07
THE HOME DEPOT #6584	145.50	1570	RIOS, BOBBY C	227.88	358.07
FAIRWAY SUPPLY INC	430.00	1570	MOYA, RUDY G	227.88	290.06
THE HOME DEPOT #6584	150.12	1570	MOYA, RUDY G	227.88	290.06
A PLUS PLUMBING AND RE	255.00	1570	CASTILLO, NOE C	227.88	270.04
BINSWANGER GLASS #100	528.26	1570	CASTILLO, NOE C	227.88	270.04
FASTSERV SUPPLY CORPUS	6.54	1570	CASTILLO, NOE C	227.88	270.04
FERGUSON ENT # 116	178.56	1570	CASTILLO, NOE C	227.88	270.04
JOHNSON CONTROLS SS	548.40	1570	CASTILLO, NOE C	227.88	270.04
MINIT MAN #3	92.68	1570	CASTILLO, NOE C	227.88	270.04
PROF PLUMBING GROUP	331.60	1570	CASTILLO, NOE C	227.88	270.04
SPRING PLUMBING CONSTRUCT	1,380.54	1570	CASTILLO, NOE C	227.88	270.04
THE HOME DEPOT #0526	165.78	1570	CASTILLO, NOE C	227.88	270.04
THE HOME DEPOT #6584	318.94	1570	CASTILLO, NOE C	227.88	270.04
ZORO TOOLS INC	514.26	1570	CASTILLO, NOE C	227.88	270.04
BROOKS TIRE INC	7.00	1570	FLORES, RICHARD	227.88	243.56
GRAYBAR ELECTRIC	189.48	1570	FLORES, RICHARD	227.88	243.56
JOHNSON CONTROLS SS	1,233.05	1570	FLORES, RICHARD	227.88	243.56
THE HOME DEPOT #6584	21.88	1570	FLORES, RICHARD	227.88	243.56
THE SAFEGUARD SYSTEM INC	253.50	1570	FLORES, RICHARD	227.88	243.56
THE HOME DEPOT 526	209.88	1570	PERALES, RACHEL VALLEJO	227.88	209.88

Nueces County
Transaction Totals by Department Average
Statement Date(s): 09/28/2018

Merchant	Amount	Department	Card Holder Name	Average Transaction per Dept	Average Transaction per Cardholder
CORPUS CHRISTI SAFE AND L	15.00	1570	SANTA MARIA JR, OSCAR	227.88	180.89
SCHINDLER ELEVATOR CORP	527.68	1570	SANTA MARIA JR, OSCAR	227.88	180.89
AMZN MKTP US MT6NW00R2	161.48	1570	HOGWOOD, CHARLES EUGENE	227.88	178.20
CORPUS CHRISTI ELECTRIC	23.94	1570	HOGWOOD, CHARLES EUGENE	227.88	178.20
FASTSERV SUPPLY CORPUS	238.82	1570	HOGWOOD, CHARLES EUGENE	227.88	178.20
FIRETROL PROTECTION SYSTE	512.22	1570	HOGWOOD, CHARLES EUGENE	227.88	178.20
GRAINGER	167.85	1570	HOGWOOD, CHARLES EUGENE	227.88	178.20
GRAYBAR ELECTRIC	636.81	1570	HOGWOOD, CHARLES EUGENE	227.88	178.20
HUB CITY OVERHEAD DOOR CO	270.00	1570	HOGWOOD, CHARLES EUGENE	227.88	178.20
INTERSTATE BATTERIES	84.30	1570	HOGWOOD, CHARLES EUGENE	227.88	178.20
JOHNSTONE SPLY AT CORPUS	36.78	1570	HOGWOOD, CHARLES EUGENE	227.88	178.20
LOWES #01825	17.98	1570	HOGWOOD, CHARLES EUGENE	227.88	178.20
SCOTT ELECTRIC COMPANY	1,201.85	1570	HOGWOOD, CHARLES EUGENE	227.88	178.20
THE HOME DEPOT #6584	33.82	1570	HOGWOOD, CHARLES EUGENE	227.88	178.20
PRAXAIR DIST INC OAM	112.38	1570	HARTUNG, MARY ANNE	227.88	116.92
THE HOME DEPOT #6564	148.00	1570	HARTUNG, MARY ANNE	227.88	116.92
TWC TIME WARNER CABLE	90.39	1570	HARTUNG, MARY ANNE	227.88	116.92
BROOKS TIRE INC	35.45	1570	CRUTCHFIELD, ROCKY J	227.88	114.22
COASTAL A.D.S INC.	17.22	1570	CRUTCHFIELD, ROCKY J	227.88	114.22
GRAYBAR ELECTRIC	336.63	1570	CRUTCHFIELD, ROCKY J	227.88	114.22
IN PRO TECH MECHANICAL I	485.00	1570	CRUTCHFIELD, ROCKY J	227.88	114.22
JOHNSON CONTROLS SS	0.00	1570	CRUTCHFIELD, ROCKY J	227.88	114.22
JOHNSTONE SPLY AT CORPUS	218.72	1570	CRUTCHFIELD, ROCKY J	227.88	114.22
THE HOME DEPOT #6584	70.00	1570	CRUTCHFIELD, ROCKY J	227.88	114.22
THE HOME DEPOT 6584	207.56	1570	CRUTCHFIELD, ROCKY J	227.88	114.22
A & B PLASTICS AND FABRIC	134.96	1570	PERALES, ERNESTO GALLEGOS	227.88	74.85
COASTAL A.D.S INC.	273.76	1570	PERALES, ERNESTO GALLEGOS	227.88	74.85
THE HOME DEPOT #6584	40.38	1570	PERALES, ERNESTO GALLEGOS	227.88	74.85
ASHMORE PAINT CO INC	29.70	1570	PALACIOS JR, NICK	227.88	45.24

Nueces County
Transaction Totals by Department Average
Statement Date(s): 09/28/2018

Merchant	Amount	Department	Card Holder Name	Average Transaction per Dept	Average Transaction per Cardholder
BROOKS TIRE INC	20.00	1570	PALACIOS JR, NICK	227.88	45.24
EWALD KUBOTA - CORPUS CHR	68.68	1570	PALACIOS JR, NICK	227.88	45.24
THE HOME DEPOT #6584	107.83	1570	PALACIOS JR, NICK	227.88	45.24
SUNOCO 0486667900	10.00	1570	LUGO III, ROBERT CARLOS	227.88	10.00
HEB #184	2,168.70	4110	RACH, REBECCA S	214.49	1,084.35
NUECES COUNTY WATER DISCT	44.22	4110	SANCHEZ, IRENE FLORES	214.49	216.87
NUECES ELECTRIC COOP	215.31	4110	SANCHEZ, IRENE FLORES	214.49	216.87
ROBSTOWN UTILITY SYSTEMS	605.94	4110	SANCHEZ, IRENE FLORES	214.49	216.87
TXU BILL PAYMENT	218.88	4110	SANCHEZ, IRENE FLORES	214.49	216.87
AMBIT TEXAS LLC	419.36	4110	GARZA, MARGARITA P	214.49	204.11
AMIGO ENERGY	175.00	4110	GARZA, MARGARITA P	214.49	204.11
CITY OF BISHOP UTILITIES	171.66	4110	GARZA, MARGARITA P	214.49	204.11
CITY OF CORPUS CHRISTI	789.07	4110	GARZA, MARGARITA P	214.49	204.11
FSI CENTERPOINT ENERGY	38.27	4110	GARZA, MARGARITA P	214.49	204.11
FSI CPL RETAIL	414.43	4110	GARZA, MARGARITA P	214.49	204.11
GOVERNMENT PAYMENTS	6.00	4110	GARZA, MARGARITA P	214.49	204.11
JUST ENERGY	287.06	4110	GARZA, MARGARITA P	214.49	204.11
NUECES COUNTY WATER DISCT	304.11	4110	GARZA, MARGARITA P	214.49	204.11
NUECES ELECTRIC COOP	1,161.59	4110	GARZA, MARGARITA P	214.49	204.11
NUECES ELECTRIC COOP RET	322.38	4110	GARZA, MARGARITA P	214.49	204.11
RAWS CORP	162.32	4110	GARZA, MARGARITA P	214.49	204.11
RELIANT ENERGY	175.00	4110	GARZA, MARGARITA P	214.49	204.11
ROBSTOWN UTILITY SYSTEMS	11,626.94	4110	GARZA, MARGARITA P	214.49	204.11
STREAM ENERGY/EZ-PAY	41.31	4110	GARZA, MARGARITA P	214.49	204.11
TRIEAGLE ENERGY LP	175.00	4110	GARZA, MARGARITA P	214.49	204.11
TXU BILL PAYMENT	1,739.53	4110	GARZA, MARGARITA P	214.49	204.11
V247 POWER CORPORATION	108.39	4110	GARZA, MARGARITA P	214.49	204.11
VIOLETWATERSUPPLY VCN	48.46	4110	GARZA, MARGARITA P	214.49	204.11
4CHANGE ENERGY CHANGE	175.00	4110	HERRERA, VERONICA ELIZABETH	214.49	203.87
AMBIT TEXAS LLC	162.69	4110	HERRERA, VERONICA ELIZABETH	214.49	203.87
AMIGO ENERGY	342.06	4110	HERRERA, VERONICA ELIZABETH	214.49	203.87
AP GAS & ELECTRIC TX	525.00	4110	HERRERA, VERONICA ELIZABETH	214.49	203.87

Nueces County
Transaction Totals by Department Average
Statement Date(s): 09/28/2018

Merchant	Amount	Department	Card Holder Name	Average Transaction per Dept	Average Transaction per Cardholder
CITY OF CORPUS CHRISTI	2,539.29	4110	HERRERA, VERONICA ELIZABETH	214.49	203.87
ENTRUST ENERGY	174.29	4110	HERRERA, VERONICA ELIZABETH	214.49	203.87
FSI CPL RETAIL	416.95	4110	HERRERA, VERONICA ELIZABETH	214.49	203.87
FSI FIRST CHOICE POWER	568.76	4110	HERRERA, VERONICA ELIZABETH	214.49	203.87
GREYHOUND LINES 6855	73.40	4110	HERRERA, VERONICA ELIZABETH	214.49	203.87
JUST ENERGY	907.89	4110	HERRERA, VERONICA ELIZABETH	214.49	203.87
LIBERTY POWER HOLDINGS	133.47	4110	HERRERA, VERONICA ELIZABETH	214.49	203.87
RELIANT ENERGY	1,158.16	4110	HERRERA, VERONICA ELIZABETH	214.49	203.87
SQ CORPUS CHRISTI	110.00	4110	HERRERA, VERONICA ELIZABETH	214.49	203.87
STREAM ENERGY/EZ-PAY	355.90	4110	HERRERA, VERONICA ELIZABETH	214.49	203.87
TARA ENERGY	136.73	4110	HERRERA, VERONICA ELIZABETH	214.49	203.87
TREVINO FUNERAL HOME	4,697.00	4110	HERRERA, VERONICA ELIZABETH	214.49	203.87
TXU BILL PAYMENT	3,250.65	4110	HERRERA, VERONICA ELIZABETH	214.49	203.87
XOOM ENERGY TEXAS	175.00	4110	HERRERA, VERONICA ELIZABETH	214.49	203.87
AMBIT TEXAS LLC	240.55	4130	MARTINEZ, SARAH EVETTE	196.53	196.53
AMIGO ENERGY	175.00	4130	MARTINEZ, SARAH EVETTE	196.53	196.53
BOUNCE ENERGY INC	175.00	4130	MARTINEZ, SARAH EVETTE	196.53	196.53
CITY OF CORPUS CHRISTI	673.73	4130	MARTINEZ, SARAH EVETTE	196.53	196.53
CORPUS CHRISTI CALLER	955.45	4130	MARTINEZ, SARAH EVETTE	196.53	196.53
FSI CPL RETAIL	270.69	4130	MARTINEZ, SARAH EVETTE	196.53	196.53
FSI FIRST CHOICE POWER	227.46	4130	MARTINEZ, SARAH EVETTE	196.53	196.53
JUST ENERGY	356.32	4130	MARTINEZ, SARAH EVETTE	196.53	196.53
RELIANT ENERGY	338.72	4130	MARTINEZ, SARAH EVETTE	196.53	196.53
TXU BILL PAYMENT	714.28	4130	MARTINEZ, SARAH EVETTE	196.53	196.53
JASON'S DELI #616	170.91	1121	LITTLE III, TYNER W	170.91	170.91
ATT BILL PAYMENT	190.66	0180	SCOTT, ALANA KAY	169.95	337.31
BUY DOOR HARDWARE NOW	297.00	0180	SCOTT, ALANA KAY	169.95	337.31
LOWES #01825	414.96	0180	SCOTT, ALANA KAY	169.95	337.31
MOMAR INC	380.76	0180	SCOTT, ALANA KAY	169.95	337.31
PAYPAL 4 LESS CO	109.00	0180	SCOTT, ALANA KAY	169.95	337.31
PAYPAL CULLNARYDEP	81.44	0180	SCOTT, ALANA KAY	169.95	337.31
SAMS CLUB #8267	195.08	0180	SCOTT, ALANA KAY	169.95	337.31

Nueces County
Transaction Totals by Department Average
Statement Date(s): 09/28/2018

Merchant	Amount	Department	Card Holder Name	Average Transaction per Dept	Average Transaction per Cardholder
SAMSLUB #8267	37.40	0180	SCOTT, ALANA KAY	169.95	337.31
SCOTT ELECTRIC COMPANY	3,046.41	0180	SCOTT, ALANA KAY	169.95	337.31
SP WILDSEED FARMS	188.00	0180	SCOTT, ALANA KAY	169.95	337.31
THE ISLAND CAR WASH	12.00	0180	SCOTT, ALANA KAY	169.95	337.31
USPS PO 4820210418	1.42	0180	SCOTT, ALANA KAY	169.95	337.31
WAL-MART #0490	48.40	0180	SCOTT, ALANA KAY	169.95	337.31
WM SUPERCENTER #490	121.04	0180	SCOTT, ALANA KAY	169.95	337.31
ZIEBART TX-70	948.00	0180	SCOTT, ALANA KAY	169.95	337.31
EXXONMOBIL 45362076	506.53	0180	AGUILAR, ROBERT MARIO	169.95	277.42
FERGUSON ENT # 116	131.16	0180	AGUILAR, ROBERT MARIO	169.95	277.42
HEBERT IRRIGATION	980.00	0180	AGUILAR, ROBERT MARIO	169.95	277.42
LOWES #01825	73.38	0180	AGUILAR, ROBERT MARIO	169.95	277.42
NORTH PADRE HARDWARE	805.70	0180	AGUILAR, ROBERT MARIO	169.95	277.42
DISCOUNT AUTO 2	377.85	0180	GALVAN JR, ANTONIO	169.95	147.00
FASTSERV SUPPLY CORPUS	17.17	0180	GALVAN JR, ANTONIO	169.95	147.00
FERGUSON ENT # 116	638.96	0180	GALVAN JR, ANTONIO	169.95	147.00
HOSE OF SOUTH TEXAS	177.23	0180	GALVAN JR, ANTONIO	169.95	147.00
ISLAND TIRE AND AUTOMOTIV	95.57	0180	GALVAN JR, ANTONIO	169.95	147.00
LOWES #01825	79.20	0180	GALVAN JR, ANTONIO	169.95	147.00
NORTH PADRE HARDWARE	29.05	0180	GALVAN JR, ANTONIO	169.95	147.00
SQ TEXAS SIGN EXPR	225.00	0180	GALVAN JR, ANTONIO	169.95	147.00
STAINLESS STEEL PRODUCTS	100.00	0180	GALVAN JR, ANTONIO	169.95	147.00
TRACTOR SUPPLY CO #1907	611.93	0180	GALVAN JR, ANTONIO	169.95	147.00
GRAINGER	97.89	0180	CRONIN, RONALD MICHAEL	169.95	49.52
HOSE OF SOUTH TEXAS	309.67	0180	CRONIN, RONALD MICHAEL	169.95	49.52
LOWES #01825	359.91	0180	CRONIN, RONALD MICHAEL	169.95	49.52
NORTH PADRE HARDWARE	296.29	0180	CRONIN, RONALD MICHAEL	169.95	49.52
ROBSTOWN HARDWARE CO INC	181.27	0180	CRONIN, RONALD MICHAEL	169.95	49.52
THE HOME DEPOT #0526	140.06	0180	CRONIN, RONALD MICHAEL	169.95	49.52
THE HOME DEPOT 526	100.64	0180	CRONIN, RONALD MICHAEL	169.95	49.52
ARC SERVICES/TRAINING	112.00	0402	HARRISON, GRISELDA	165.47	318.09
HOMES TO SUITES BY HILTON	1,058.00	0402	HARRISON, GRISELDA	165.47	318.09
OMNI CORPUS CHRISTI	102.35	0402	HARRISON, GRISELDA	165.47	318.09
AMER ASSOC NOTARIESWE	91.94	0402	SVEHLA, STANLEY COY	165.47	114.60

Nueces County
Transaction Totals by Department Average
Statement Date(s): 09/28/2018

Merchant	Amount	Department	Card Holder Name	Average Transaction per Dept	Average Transaction per Cardholder
NTTA CUST SVC ONLINE	5.82	0402	SVEHLA, STANLEY COY	165.47	114.60
NUECES CO TX - GOV PAY FE	6.00	0402	SVEHLA, STANLEY COY	165.47	114.60
NUECES CO TX-TAC-MOTOR	37.50	0402	SVEHLA, STANLEY COY	165.47	114.60
PAYPAL ACCOUNTWARE	495.00	0402	SVEHLA, STANLEY COY	165.47	114.60
S. TEXAS ALL BATTERY	503.92	0402	SVEHLA, STANLEY COY	165.47	114.60
THERANEST WILEY M	195.00	0402	SVEHLA, STANLEY COY	165.47	114.60
TRACTOR SUPPLY CO #1907	39.98	0402	SVEHLA, STANLEY COY	165.47	114.60
ACADEMY SPORTS #29	837.42	3810	MARTINEZ, FELIPE DE JESUS	164.32	219.74
SQ ABSOLUTE WRECKER & ST	95.00	3810	MARTINEZ, FELIPE DE JESUS	164.32	219.74
TCOLE EVENT REG IN	307.26	3810	MARTINEZ, FELIPE DE JESUS	164.32	219.74
WM SUPERCENTER #1494	78.77	3810	MARTINEZ, FELIPE DE JESUS	164.32	219.74
AN BUICK GMC CORPUS CH	169.34	3810	ROSAS, STEPHEN A	164.32	142.42
OREILLY AUTO #0711	410.00	3810	ROSAS, STEPHEN A	164.32	142.42
SQ AUTO WORKS UNLI	520.00	3810	ROSAS, STEPHEN A	164.32	142.42
TEXAS EXCELLENCE DETAIL	40.00	3810	ROSAS, STEPHEN A	164.32	142.42
DANNYS TIRE SERVICE	7.00	3810	TAMEZ JR, ELIZANDRO	164.32	7.00
OREILLY AUTO #1982	183.10	3850	PEREZ, EFRAIN	161.38	377.31
ROBLES TIRE RECYCLING	1,081.90	3850	PEREZ, EFRAIN	161.38	377.31
STEVE S AUTO SERVICE	94.26	3850	PEREZ, EFRAIN	161.38	377.31
TRACTOR SUPPLY #333	149.97	3850	PEREZ, EFRAIN	161.38	377.31
ASTROMATIC CAR WAS	114.00	3850	MARTIN, VANESSA	161.38	163.15
OREILLY AUTO #0712	182.32	3850	MARTIN, VANESSA	161.38	163.15
OREILLY AUTO #1982	67.23	3850	MARTIN, VANESSA	161.38	163.15
ROBLES TIRE RECYCLING	619.92	3850	MARTIN, VANESSA	161.38	163.15
VIP CAR WASH & SUPER	158.60	3850	MARTIN, VANESSA	161.38	163.15
DAILY WELLS COMMUNICATIO	112.50	3850	RAMOS JR, ROBERTO	161.38	52.71
GOODYEAR TIRE #4739	166.03	3850	RAMOS JR, ROBERTO	161.38	52.71
OREILLY AUTO #1982	37.72	3850	RAMOS JR, ROBERTO	161.38	52.71
OREILLY AUTO #1982	98.74	3850	FLORES III, FRANK	161.38	49.37
A-1 TIRE & AUTO	75.76	3830	MENDOZA JR, OSCAR	149.75	149.75
CULLIGAN/ULTRAPURE WAT	68.25	3830	MENDOZA JR, OSCAR	149.75	149.75
OREILLY AUTO #1982	119.23	3830	MENDOZA JR, OSCAR	149.75	149.75
PETTYS ELECTRONICS	455.00	3830	MENDOZA JR, OSCAR	149.75	149.75
PRODUCTIVITY CENTER INC	330.00	3830	MENDOZA JR, OSCAR	149.75	149.75
ENTERPRISE RENT-A-CAR	617.92	0370	GONZALEZ, BRIGIDA	118.03	295.76

Nueces County
Transaction Totals by Department Average
Statement Date(s): 09/28/2018

Merchant	Amount	Department	Card Holder Name	Average Transaction per Dept	Average Transaction per Cardholder
FAIRFIELD INN & SUITES	269.36	0370	GONZALEZ, BRIGIDA	118.03	295.76
EB APA TX SOUTHMOST S	170.00	0370	BOULAN, YOSHIKO	118.03	85.00
8X8 INC. 888-898-8733	280.00	0370	CARRIZALES, DANIEL VILLARREAL	118.03	71.31
ALTEX ELECTRONICS 1061	50.88	0370	CARRIZALES, DANIEL VILLARREAL	118.03	71.31
AMAZON.COM	0.00	0370	CARRIZALES, DANIEL VILLARREAL	118.03	71.31
AMZN MKTP US	12.99	0370	CARRIZALES, DANIEL VILLARREAL	118.03	71.31
CBI COREL	169.00	0370	CARRIZALES, DANIEL VILLARREAL	118.03	71.31
CROSS BORDER TRANS FEE	0.15	0370	CARRIZALES, DANIEL VILLARREAL	118.03	71.31
IDRIVE.COM	69.50	0370	CARRIZALES, DANIEL VILLARREAL	118.03	71.31
PAYPAL WONDERIDEA	15.00	0370	CARRIZALES, DANIEL VILLARREAL	118.03	71.31
TWC TIME WARNER CABLE	115.58	0370	CARRIZALES, DANIEL VILLARREAL	118.03	71.31
EB TEXAS CHILDREN IN	155.14	6110	MCMANUS, JOHN KYLE	106.93	155.14
SPRINGHILL SUITES	217.21	6110	GIBBS, KEVIN ODELL	106.93	108.60
ALICE ECHO NEWS JOURNAL C	28.00	6110	OTT, JASON P	106.93	96.62
BUC-EES #30	30.78	6110	OTT, JASON P	106.93	96.62
SPRINGHILL SUITES	234.33	6110	OTT, JASON P	106.93	96.62
SQ D-9 ALPHA ZETA CHAPTE	90.00	6110	OTT, JASON P	106.93	96.62
TRACTOR SUPPLY CO #1907	100.00	6110	OTT, JASON P	106.93	96.62
LA QUINTA INNS 0567	176.10	6210	MUNOZ, NORMA	98.13	98.13
SPRINGHILL SUITES	217.21	6210	MUNOZ, NORMA	98.13	98.13
SQ D-9 ALPHA ZETA CHAPTE	30.00	6210	MUNOZ, NORMA	98.13	98.13
TWC TIME WARNER CABLE	120.60	6210	MUNOZ, NORMA	98.13	98.13
USA CASH DEPOT VEND	1.50	6210	MUNOZ, NORMA	98.13	98.13
VIP CAR WASH AND LUBE NW	86.85	6210	MUNOZ, NORMA	98.13	98.13
WAL-MART #0442	147.36	6210	MUNOZ, NORMA	98.13	98.13
WYNDHAM GARDEN HOTEL - RI	5.41	6210	MUNOZ, NORMA	98.13	98.13
PITNEY BOWES PI	86.42	1200	BENAVIDEZ, RAFAEL G	86.42	86.42
FEDEX 29878864	123.22	1122	SANDOVAL, ROXANA HUNT	71.58	71.58
OFFICE DEPOT #1127	306.23	1122	SANDOVAL, ROXANA HUNT	71.58	71.58
HEB #210	16.71	3300	ROBERTS, MARILEE LISEC	63.35	63.35
KIKOS MEXICAN FOOD	90.91	3300	ROBERTS, MARILEE LISEC	63.35	63.35

Nueces County
Transaction Totals by Department Average
Statement Date(s): 09/28/2018

Merchant	Amount	Department	Card Holder Name	Average Transaction per Dept	Average Transaction per Cardholder
SQ BLG DELI / SCHL	145.78	3300	ROBERTS, MARILEE LISEC	63.35	63.35
GCR 630CORPCHRISTITX	370.70	3092	FLORES, MICHAEL ANTHONY	55.97	82.12
GREYHOUND LINES 6855	78.65	3092	FLORES, MICHAEL ANTHONY	55.97	82.12
UNIVAR USA INC	125.52	3092	FLORES, MICHAEL ANTHONY	55.97	82.12
COASTAL DIESEL	18.75	3092	DIAZ JR, DONACIANO R	55.97	53.43
GREYHOUND LINES 6855	46.30	3092	DIAZ JR, DONACIANO R	55.97	53.43
SAMES FORD LINCOLN	12.16	3092	DIAZ JR, DONACIANO R	55.97	53.43
UNIVAR USA INC	136.50	3092	DIAZ JR, DONACIANO R	55.97	53.43
ADVANCE AUTO PARTS #3344	0.00	3092	HINOJOSA, VICTOR A	55.97	40.25
ARNOLD OIL COMPANY	178.72	3092	HINOJOSA, VICTOR A	55.97	40.25
COASTAL DIESEL	31.51	3092	HINOJOSA, VICTOR A	55.97	40.25
GREYHOUND LINES 6855	45.65	3092	HINOJOSA, VICTOR A	55.97	40.25
THE HOME DEPOT #6584	25.69	3092	HINOJOSA, VICTOR A	55.97	40.25
UNIVAR USA INC	161.16	3092	HINOJOSA, VICTOR A	55.97	40.25
HOBBY-LOBBY #0116	112.46	6310	GARZA, IDA GONZALEZ	43.32	112.46
AMZN MKTP US	320.34	6310	DRILLEN, CRYSTAL	43.32	42.27
APL ITUNES.COM/BILL	1,398.44	6310	DRILLEN, CRYSTAL	43.32	42.27
CKE ROD N ROLL S T 324	429.93	6310	DRILLEN, CRYSTAL	43.32	42.27
HOBBY-LOBBY #0116	221.09	6310	DRILLEN, CRYSTAL	43.32	42.27
WAL-MART #0464	342.30	6310	DRILLEN, CRYSTAL	43.32	42.27
WM SUPERCENTER #464	77.95	6310	DRILLEN, CRYSTAL	43.32	42.27
EXCEPTIONAL REPORTING SE	91.85	1130	CRON, JENNY	26.39	52.62
USPS PO 4820280417	13.40	1130	CRON, JENNY	26.39	52.62
USPS PO 4820200410	53.10	1130	VELA, MELISSA DIANE	26.39	13.28
USPS PO 4820200410	44.70	3530	LORENTZEN, ANNE E	22.35	22.35
AUTOZONE #1328	16.99	1380	LOPEZ JR, ARMIN	14.50	14.50
TIRE EXPRESS	12.00	1380	LOPEZ JR, ARMIN	14.50	14.50
Total	393,909.19				

Nueces County
Transaction Totals by Vendor
Statement Dates: 09/28/2018

Merchant	Amount	Transaction Count	Average Transaction
360 TRAINING(ECOMMERCE	255.00	1	255.00
3G GRAPHICS	297.15	2	148.58
4CHANGE ENERGY CHANGE	175.00	1	175.00
8X8 INC. 888-898-8733	280.00	1	280.00
A & B PLASTICS AND FABRIC	3,884.96	3	1,294.99
A PLUS PLUMBING AND RE	255.00	1	255.00
A&W OFFICE SUPPLY	12,995.79	8	1,624.47
A-1 PLUMBING & COMPANY	225.00	1	225.00
A-1 TIRE & AUTO	476.25	4	119.06
ABC KEYS & SAFES	21.00	1	21.00
ACADEMY SPORTS #29	4,232.17	4	1,058.04
ADI-SA	4,587.13	2	2,293.56
ADOBE CREATIVE CLOUD	173.18	1	173.18
ADVANCE AUTO PARTS #3344	401.00	10	40.10
AGENT FEE 8900755055541	40.00	1	40.00
AIR & FILTERS 2	36.96	1	36.96
AIRGAS CENTRAL	205.09	1	205.09
ALICE ECHO NEWS JOURNAL C	28.00	1	28.00
ALTEX ELECTRONICS 1061	385.51	3	128.50
AMAZON.COM	693.41	4	173.35
AMAZON.COM MT1QN1400	1,835.19	1	1,835.19
AMAZON.COM MT65W0LJ0	175.23	1	175.23
AMBIT TEXAS LLC	822.60	7	117.51
AMER ASSOC NOTARIESWE	91.94	1	91.94
AMERICAN AIR0010632972177	46.64	1	46.64
AMERICAN AIR0012308053365	470.60	1	470.60
AMERICAN PAYROLL ASSOC	438.00	2	219.00
AMERICAN SOLUTIONS4 BUS	2,551.24	1	2,551.24
AMIGO ENERGY	692.06	4	173.02
AMZN MKTP US	1,337.22	7	191.03
AMZN MKTP US MT26V93Q2	21.98	1	21.98
AMZN MKTP US MT46O8GF0	253.59	1	253.59
AMZN MKTP US MT6NW0OR2	161.48	1	161.48
AMZN MKTP US MT7MC83N1	43.28	1	43.28
AN BUICK GMC CORPUS CH	169.34	2	84.67
AN FORD MAZDA CORPUS	43.82	1	43.82
ANIMAL CARE TECHNOLOGIES	99.00	1	99.00
ANNAVILLE MUFFLER & AU	1,259.95	4	314.99
AP GAS & ELECTRIC TX	525.00	3	175.00
APL ITUNES.COM/BILL	1,398.44	58	24.11
ARC CORPUS CHRISTI 15	775.53	6	129.26
ARC SERVICES/TRAINING	112.00	1	112.00

Nueces County
Transaction Totals by Vendor
Statement Dates: 09/28/2018

Merchant	Amount	Transaction Count	Average Transaction
ARNOLD OIL COMPANY	1,424.90	8	178.11
ASHMORE PAINT CO INC	29.70	1	29.70
ASTROMATIC CAR WAS	114.00	1	114.00
AT&T BILL PAYMENT	11,238.81	1	11,238.81
ATT BILL PAYMENT	190.66	2	95.33
ATT BUS PHONE PMT	115.85	1	115.85
AUTOZONE #1328	16.99	1	16.99
AUTOZONE #1332	40.03	1	40.03
AVL BOOKBABY	83.47	2	41.74
AVNGATE MOVAVI.COM	54.07	1	54.07
BECK MASTEN COASTAL BEND	1,038.03	2	519.02
BEST BUY 00002352	369.92	4	92.48
BIG JOES TIRE & AUTO	2,810.36	3	936.79
BINSWANGER GLASS #100	528.26	1	528.26
BLUE 360 MEDIA	37.00	1	37.00
BLUFFALO WINGS CO	79.00	1	79.00
BOUNCE ENERGY INC	175.00	1	175.00
BROOKS TIRE INC	222.40	6	37.07
BUC-EES #30	30.78	1	30.78
BUSH HYDRAULICS	15.25	1	15.25
BUSTERS BUTANE	24.00	1	24.00
BUY DOOR HARDWARE NOW	297.00	1	297.00
C.C. BATTERY COMPANY	488.26	5	97.65
CALDWELL COUNTRY CHEVY	150.00	1	150.00
CARISMA WASH	82.84	1	82.84
CARROT TOP INDUSTRIES INC	291.01	2	145.50
CBI COREL	169.00	1	169.00
CBS RENTAL & SUPPLY	2,796.97	10	279.70
CC DISPOSAL SERVIC	89.39	1	89.39
CC DISTRIBUTORS	676.06	4	169.02
CDW GOVT #1200-5211	158.76	2	79.38
CELEBRATE EXCELLENCE	2,212.50	1	2,212.50
CITY OF BISHOP UTILITIES	171.66	2	85.83
CITY OF CC AIRPORT	65.00	2	32.50
CITY OF CORPUS CHRISTI	4,002.09	31	129.10
CKE ROD N ROLL S T 324	429.93	1	429.93
COASTAL A.D.S INC.	290.98	2	145.49
COASTAL DIESEL	2,749.82	23	119.56
COASTAL OFFICE SOLUTIONS	4,985.12	11	453.19
COLOR SOURCE	85.26	1	85.26
COMPLETE DIESEL REPAIR	21.00	1	21.00
CORNER STORE 0135	3.24	1	3.24

Nueces County
Transaction Totals by Vendor
Statement Dates: 09/28/2018

Merchant	Amount	Transaction Count	Average Transaction
CORPUS CHRISTI CALLER	1,760.55	3	586.85
CORPUS CHRISTI ELECTRIC	238.21	4	59.55
CORPUS CHRISTI FORD	693.34	3	231.11
CORPUS CHRISTI SAFE AND L	49.80	2	24.90
CORPUS CHRISTI STAMPWORKS	960.90	9	106.77
CREAGER TIRE AND BATTERY	7.00	1	7.00
CROSS BORDER TRANS FEE	0.15	1	0.15
CULLIGAN/ULTRAPURE WAT	68.25	1	68.25
DAILY WELLS COMMUNICATIO	1,435.66	8	179.46
DANNYS TIRE SERVICE	7.00	1	7.00
DEL-AIR CO INC	2,492.88	1	2,492.88
DELTA SPECIALTIES SUPPLY	4,680.00	1	4,680.00
DIGICERT INC	1,316.00	1	1,316.00
DISCOUNT AUTO 2	377.85	1	377.85
DISCOUNT TIRE TXC 12	716.00	1	716.00
DISCOUNT-TIRE-CO TXC-05	519.00	2	259.50
DTV DIRECTV SERVICE	297.02	2	148.51
EB APA TX SOUTHMOST S	170.00	2	85.00
EB TEXAS CHILDREN IN	155.14	1	155.14
EMBASSY STES AUSTIN	335.80	1	335.80
ENTERPRISE RENT-A-CAR	617.92	2	308.96
ENTRUST ENERGY	174.29	2	87.14
EVEREST WATER & COFFEE	22.00	1	22.00
EWALD KUBOTA - CORPUS CHR	537.47	3	179.16
EWING IRRIGATION PRD 146	270.64	1	270.64
EXCEPTIONAL REPORTING SE	91.85	1	91.85
EXXONMOBIL 45362076	506.53	1	506.53
EXXONMOBIL 45362159	7.00	1	7.00
FAIRFIELD INN & SUITES	269.36	1	269.36
FAIRMONT AUSTIN	464.25	1	464.25
FAIRWAY SUPPLY INC	430.00	1	430.00
FAMILY COUNSELING SERVICE	3,270.00	1	3,270.00
FASCLAMPITT CORPUS CHRIST	883.80	1	883.80
FAST FLEET SERVICES	835.15	1	835.15
FASTSERV SUPPLY CORPUS	267.03	5	53.41
FEDEX 29878864	123.22	1	123.22
FEDEX 29925042	6.25	1	6.25
FERGUSON ENT # 116	1,187.21	8	148.40
FINANCIAL SERVICES	41,118.46	2	20,559.23
FIRETROL PROTECTION SYSTE	512.22	2	256.11
FIVE POINTS AUTO CENTER	362.60	4	90.65
FLANAGANS MUFFLER SHOP	95.00	1	95.00

Nueces County
Transaction Totals by Vendor
Statement Dates: 09/28/2018

Merchant	Amount	Transaction Count	Average Transaction
FLEET MANAGEMENT SOLUTNS	96.00	1	96.00
FOUR POINTS HOTEL	821.10	3	273.70
FRANK TINGL	1,999.00	1	1,999.00
FSI CENTERPOINT ENERGY	38.27	1	38.27
FSI CPL RETAIL	1,102.07	7	157.44
FSI FIRST CHOICE POWER	796.22	6	132.70
GALVAN TOWING	125.00	1	125.00
GALVANS PAINT & BODY LLC	1,100.00	2	550.00
GATEWAY PRINTING & OFFICE	15,870.11	50	317.40
GCR 630CORPCHRISTITX	370.70	3	123.57
GOODYEAR A.S.C. #4738	984.20	3	328.07
GOODYEAR TIRE #4739	1,819.19	9	202.13
GOVERNMENT PAYMENTS	6.00	2	3.00
GRAINGER	799.45	5	159.89
GRAYBAR ELECTRIC	1,162.92	8	145.36
GREYHOUND LINES 6855	244.00	5	48.80
GULF COAST GRAPHICS	260.00	2	130.00
GULF COAST MAILING SERV	3,799.58	2	1,899.79
GULF COAST PAPER COMPANY-	16,815.84	35	480.45
HEB #184	2,168.70	2	1,084.35
HEB #210	16.71	1	16.71
HEB #462	382.10	1	382.10
HEBERT IRRIGATION	980.00	1	980.00
HOBBY-LOBBY #0066	19.99	1	19.99
HOBBY-LOBBY #0116	333.55	3	111.18
HOLIDAY INN	796.95	2	398.48
HOLIDAY INN EXPRESS & SU	315.27	1	315.27
HOLT CAT CORPUS - MC	7,296.28	7	1,042.33
HOME2 SUITES	182.85	1	182.85
HOMES TO SUITES BY HILTON	1,058.00	2	529.00
HOSE OF SOUTH TEXAS	486.90	3	162.30
HUB CITY OVERHEAD DOOR CO	270.00	1	270.00
HUSKY TRAILER& PARTS CO	47.97	2	23.98
IDENTOGO - TX FINGERPRINT	99.00	9	11.00
IDRIVE.COM	69.50	1	69.50
IDU INSIGHT PUBLIC SEC	988.90	1	988.90
IN AFFORDABLE GLASS	400.00	1	400.00
IN CUBIT CONTRACTING LLC	1,800.00	1	1,800.00
IN GULF BUSINESS PRINTIN	1,641.61	1	1,641.61
IN PRECISION ENGINEERED	183.37	1	183.37
IN PRO TECH MECHANICAL I	485.00	1	485.00
IN R & R PETRO SERVICES	105.85	1	105.85

Nueces County
Transaction Totals by Vendor
Statement Dates: 09/28/2018

Merchant	Amount	Transaction Count	Average Transaction
IN SUPERGLASS WINDSHIELD	30.00	1	30.00
INDUSTRIAL COMMUNICATIONS	356.11	1	356.11
INTAB LLC	1,085.25	1	1,085.25
INTERSTATE BATTERIES	727.85	3	242.62
INTUIT QUICKBOOKS	549.90	1	549.90
ISLAND TIRE AND AUTOMOTIV	125.57	3	41.86
ITD PRINT SOLUTIONS	3,438.00	4	859.50
JASON'S DELI #616	170.91	1	170.91
JOHNSON CONTROLS SS	6,394.96	9	710.55
JOHNSTONE SPLY AT CORPUS	293.62	5	58.72
JUST ENERGY	1,551.27	7	221.61
KELTONS TRUCK PARTS INC	106.90	1	106.90
KIKOS MEXICAN FOOD	90.91	1	90.91
KMSCO INC	782.00	1	782.00
KOETTER FIRE CORPUS	520.00	1	520.00
LA COSTA DENTAL OF A	50.00	1	50.00
LA QUINTA INNS 0567	176.10	1	176.10
LARSON PLUMBING & UTILITY	240.00	1	240.00
LIBERTY POWER HOLDINGS	133.47	1	133.47
LIND ELECTRONICS	48.02	1	48.02
LNSTARPROD	9,869.87	13	759.22
LOGMEIN GOTOMEETING	147.00	1	147.00
LOWES #01825	1,110.39	12	92.53
MALL SHOE SERVICE	60.00	1	60.00
MARKER 37 LLC	388.18	2	194.09
MCCOYS #17	11.37	1	11.37
MID COAST ELECTRIC SUPPLY	417.04	1	417.04
MIDAS AUTO CENTER	82.98	1	82.98
MINIT MAN #3	92.68	1	92.68
MOMAR INC	380.76	1	380.76
MOORE MEDICAL LLC	1,050.98	4	262.74
NATIONAL DISTRICT ATTORNE	1,340.00	1	1,340.00
NATIONAL SHERIFFS ASSN	520.00	2	260.00
NENNO PRODUCTS LLC	336.91	1	336.91
NETFLIX.COM	13.99	1	13.99
NNA SERVICES LLC	159.00	1	159.00
NORTH PADRE HARDWARE	1,131.04	23	49.18
NSC NORTHERN SAFETY CO	38.00	1	38.00
NTTA CUST SVC ONLINE	5.82	1	5.82
NUECES CO TX - GOV PAY FE	15.00	5	3.00
NUECES CO TX-TAC-MOTOR	82.50	5	16.50
NUECES COUNTY WATER DISCT	4,942.82	7	706.12

Nueces County
Transaction Totals by Vendor
Statement Dates: 09/28/2018

Merchant	Amount	Transaction Count	Average Transaction
NUECES ELECTRIC COOP	1,376.90	6	229.48
NUECES ELECTRIC COOP RET	322.38	2	161.19
NUECES POWER EQUIPMENT	1,069.82	1	1,069.82
OFFICE DEPOT #1127	482.19	7	68.88
OFFICE DEPOT #70	23.58	1	23.58
OMNI CORPUS CHRISTI	102.35	1	102.35
ON SITE DECALS	1,730.00	2	865.00
OREILLY AUTO #0445	5.62	1	5.62
OREILLY AUTO #0711	410.00	2	205.00
OREILLY AUTO #0712	182.32	1	182.32
OREILLY AUTO #1982	1,383.93	15	92.26
OSO CREEK A H #630	1,120.52	2	560.26
OSS ACADEMY	35.00	1	35.00
PAYPAL 4 LESS CO	109.00	1	109.00
PAYPAL ACCOUNTWARE	495.00	1	495.00
PAYPAL ALARMTX	2,616.00	3	872.00
PAYPAL CULLNARYDEP	81.44	1	81.44
PAYPAL WONDERIDEA	15.00	1	15.00
PDQCOM	450.00	1	450.00
PETCO 1425 63514251	97.98	2	48.99
PETTYS ELECTRONICS	455.00	2	227.50
PITNEY BOWES PI	86.42	1	86.42
PMI - CERTIFICATION	405.00	1	405.00
POSTNET TX162	78.00	1	78.00
PRAXAIR DIST INC OAM	112.38	1	112.38
PRODUCTIVITY CENTER INC	330.00	1	330.00
PROF PLUMBING GROUP	3,288.83	4	822.21
PROMOTESOURCE	77.86	1	77.86
RAWS CORP	162.32	1	162.32
RELIANT ENERGY	1,671.88	12	139.32
RESIDENCE INN HOUSTON	283.14	4	70.78
RICOH USA INC	18,840.78	1	18,840.78
ROBLES TIRE RECYCLING	1,766.82	6	294.47
ROBSTOWN HARDWARE CO INC	5,613.52	17	330.21
ROBSTOWN UTILITY SYSTEMS	12,232.88	47	260.27
ROMCO EQUIPMENT 003	1,939.52	1	1,939.52
ROMCO EQUIPMENT 004	963.52	1	963.52
RR DONNELLEY-PAYMETRIC	63.01	1	63.01
S. TEXAS ALL BATTERY	773.92	2	386.96
SAFELITE AUTOGLASS	475.96	2	237.98
SAFER SOCIETY FOUNDA	93.00	1	93.00
SAMES FORD LINCOLN	12.16	1	12.16

Nueces County
Transaction Totals by Vendor
Statement Dates: 09/28/2018

Merchant	Amount	Transaction Count	Average Transaction
SAMS CLUB #8267	195.08	1	195.08
SAMSCLUB #8267	37.40	1	37.40
SAN LUIS GALVESTON HOT	0.00	2	0.00
SCHINDLER ELEVATOR CORP	527.68	2	263.84
SCOTT ELECTRIC COMPANY	4,248.26	5	849.65
SHAFFERS MUFFLER AND AUTO	7.00	1	7.00
SHEINBERG TOOL CO INC	17.42	1	17.42
SHSU WEB PAY	225.00	1	225.00
SILSBEE FORD	166.75	1	166.75
SOUTHERN TIRE MART	37.24	1	37.24
SOUTHWES 5261488126489	1,103.26	1	1,103.26
SP WILDSEED FARMS	188.00	1	188.00
SPRING PLUMBING CONSTRUCT	1,380.54	1	1,380.54
SPRINGHILL SUITES	668.75	4	167.19
SQ ABSOLUTE WRECKER & ST	95.00	1	95.00
SQ AUTO WORKS UNLI	520.00	2	260.00
SQ BAY AREA TIME	65.00	1	65.00
SQ BLG DELI / SCHL	145.78	2	72.89
SQ BUTLER SERVICE	635.34	1	635.34
SQ CORPUS CHRISTI	110.00	1	110.00
SQ D-9 ALPHA ZETA CHAPTE	120.00	2	60.00
SQ G A DOUGLAS	900.00	1	900.00
SQ JMJ BUSINESS EQUIPMEN	139.90	2	69.95
SQ MAYORGA AUTOMOTIVE LL	8.99	1	8.99
SQ TEXAS SIGN EXPR	225.00	1	225.00
SQ X RAY ON WHEELS	990.00	1	990.00
STAINLESS STEEL PRODUCTS	100.00	1	100.00
STALKER RADAR	379.00	1	379.00
STAPLES TIRE & AUTOMOTIVE	67.58	1	67.58
STERLING HEALTHCARE OPCO	1,641.00	1	1,641.00
STEVE S AUTO SERVICE	94.26	1	94.26
STEWART DEAN BEARING COMP	10.50	1	10.50
STREAM ENERGY/EZ-PAY	397.21	3	132.40
SUNOCO 0486667900	10.00	1	10.00
SYMBOL ARTS WEB	535.00	2	267.50
TARA ENERGY	136.73	1	136.73
TCOLE EVENT REG IN	307.26	2	153.63
TDCAA	525.00	2	262.50
TEXAS ACADEMY OF ANIMAL C	450.00	1	450.00
TEXAS ASSOCIATION OF C	1,100.00	1	1,100.00
TEXAS EXCELLENCE DETAIL	40.00	2	20.00
TEXAS THRONE LLC	1,250.00	3	416.67

Nueces County
Transaction Totals by Vendor
Statement Dates: 09/28/2018

Merchant	Amount	Transaction Count	Average Transaction
TFS FISHER SCI CHI	-246.04	1	-246.04
THC VIRTUAL AUSTIN	100.00	1	100.00
THE HOME DEPOT #0526	305.84	6	50.97
THE HOME DEPOT #6564	15,846.80	22	720.31
THE HOME DEPOT #6584	1,043.72	20	52.19
THE HOME DEPOT 526	395.40	3	131.80
THE HOME DEPOT 6564	342.65	2	171.32
THE HOME DEPOT 6584	517.23	2	258.62
THE ISLAND CAR WASH	12.00	1	12.00
THE PAIGE COMPANY CONT	493.50	1	493.50
THE SAFEGUARD SYSTEM INC	253.50	2	126.75
THERANEST WILEY M	195.00	1	195.00
THOMSON WEST TCD	292.00	1	292.00
TIMEKEEPING SYSTEMS INC	139.45	1	139.45
TIPSCO	192.00	2	96.00
TIRE EXPRESS	12.00	1	12.00
TLC COMPLETE CARE MIDTOWN	389.00	1	389.00
TOWNEPLACE SUITES	93.00	1	93.00
TOWNEPLACE SUITES BY M	594.55	2	297.28
TRACTOR SUPPLY #333	1,525.76	6	254.29
TRACTOR SUPPLY CO #1907	768.90	7	109.84
TREVINO FUNERAL HOME	4,697.00	7	671.00
TRIEAGLE ENERGY LP	175.00	1	175.00
TWC TIME WARNER CABLE	9,415.37	18	523.08
TXDPS CRIME RECS	3.32	1	3.32
TXU BILL PAYMENT	5,923.34	26	227.82
ULTIMATE SIGNS AND GRAPHI	100.00	1	100.00
UNIVAR USA INC	423.18	6	70.53
UPS 1Z2T857WP210308377	27.81	1	27.81
UPS ADJ00173076203881	15.90	1	15.90
USA CASH DEPOT VEND	1.50	1	1.50
USPS PO 4820200410	97.80	6	16.30
USPS PO 4820210418	170.45	3	56.82
USPS PO 4820230409	1,250.00	1	1,250.00
USPS PO 4820250415	1,250.00	1	1,250.00
USPS PO 4820280417	13.40	1	13.40
V247 POWER CORPORATION	108.39	1	108.39
VALLEN DISTRIBUTION EO	249.35	1	249.35
VIOLETWATERSUPPLY VCN	48.46	1	48.46
VIP CAR WASH & SUPER	158.60	1	158.60
VIP CAR WASH AND LUBE NW	227.55	4	56.89
W HOTELS	308.69	1	308.69

Nueces County
Transaction Totals by Vendor
Statement Dates: 09/28/2018

Merchant	Amount	Transaction Count	Average Transaction
WAL-MART #0442	147.36	1	147.36
WAL-MART #0464	349.16	4	87.29
WAL-MART #0470	95.46	2	47.73
WAL-MART #0490	57.34	2	28.67
WALGREENS #4424	853.74	3	284.58
WAUKESHA-PEARCE CORPUS	43.12	3	14.37
WEATHERTECH DIRECT LLC	114.95	1	114.95
WEST MARINE #1308	183.96	2	91.98
WESTERN AUTO ACE HARDWAR	325.38	3	108.46
WILBUR ELLIS TAFT	242.50	1	242.50
WM SUPERCENTER #1494	78.77	1	78.77
WM SUPERCENTER #464	77.95	1	77.95
WM SUPERCENTER #470	2,104.69	2	1,052.34
WM SUPERCENTER #490	121.04	1	121.04
WOODY'S TRUCK CENTER	72.43	3	24.14
WRIGHT MATERIALS INC ROBS	267.20	4	66.80
WYNDHAM GARDEN HOTEL - RI	5.41	1	5.41
XOOM ENERGY TEXAS	175.00	1	175.00
ZIEBART TX-70	948.00	1	948.00
ZORO TOOLS INC	514.26	3	171.42
Total	393,909.19	1,144	344.33

Nueces County
Transaction Totals by Vendor YTD
For the 12 months ending 09/28/2018

Merchant	Amount	Transaction Count	Average Transaction
FINANCIAL SERVICES	283,187.85	14	20,227.70
RICOH USA INC	254,323.64	17	14,960.21
GULF COAST PAPER COMPANY-	229,562.08	396	579.70
GATEWAY PRINTING & OFFICE	207,441.15	584	355.21
AT&T BILL PAYMENT	114,030.69	15	7,602.05
A&W OFFICE SUPPLY	95,221.52	87	1,094.50
ROBSTOWN UTILITY SYSTEMS	89,543.82	407	220.01
THE HOME DEPOT #6564	71,376.68	274	260.50
CITY OF CORPUS CHRISTI	65,781.61	487	135.08
TXU BILL PAYMENT	61,607.01	258	238.79
NUECES COUNTY WATER DISCT	59,107.54	121	488.49
COASTAL OFFICE SOLUTIONS	49,528.69	55	900.52
ROBSTOWN HARDWARE CO INC	48,710.41	142	343.03
PROF PLUMBING GROUP	47,282.37	64	738.79
TWC TIME WARNER CABLE	41,974.50	177	237.14
ADI-SA	36,077.98	12	3,006.50
JOHNSON CONTROLS SS	32,920.33	50	658.41
SOUTHERN TIRE MART	30,224.83	76	397.70
HOLT CAT CORPUS - MC	29,715.18	103	288.50
DAILY WELLS COMMUNICATIO	28,946.39	104	278.33
GULF COAST MAILING SERV	23,854.06	15	1,590.27
GUARDIAN FUNERAL HOME & C	22,991.00	40	574.78
AMERICAN SOLUTIONS4 BUS	21,585.28	20	1,079.26
H&L DISCOUNT OIL CO	21,531.89	74	290.97
CORPUS CHRISTI REGIONAL	21,250.00	8	2,656.25
IN PRO TECH MECHANICAL I	20,847.88	42	496.38
TARGET 00003350	20,823.60	6	3,470.60
TRUCKERS EQUIPMENT 1	20,754.08	63	329.43
ITD PRINT SOLUTIONS	20,394.00	23	886.70
MUNIZ ELECTRICAL AND COOL	19,718.57	30	657.29
THE HOME DEPOT #6584	18,200.23	236	77.12
HEB #184	17,999.27	18	999.96
LOWES #01825	17,502.98	140	125.02
MOORE MEDICAL LLC	17,349.16	36	481.92
CORPUS CHRISTI CALLER	16,698.40	40	417.46
NORTH PADRE HARDWARE	16,611.33	348	47.73
LITHIA FLCC LLC	15,633.78	52	300.65
RELIANT ENERGY	15,498.61	107	144.85
AN CHEVROLET N CORPUS	14,973.18	40	374.33
AMAZON MKTPLACE PMTS	14,808.73	119	124.44
ASHMORE PAINT CO INC	14,516.68	45	322.59
TDCAA	14,487.08	27	536.56

Nueces County
Transaction Totals by Vendor YTD
For the 12 months ending 09/28/2018

Merchant	Amount	Transaction Count	Average Transaction
TREVINO FUNERAL HOME	14,251.95	22	647.82
INTUIT QUICKBOOKS	14,210.61	13	1,093.12
COASTAL DIESEL	13,794.37	235	58.70
GOODYEAR TIRE #4739	13,585.39	39	348.34
CORPUS CHRISTI FREIGHTLIN	13,500.06	84	160.72
ISLAND TIRE AND AUTOMOTIV	13,215.33	59	223.99
OREILLY AUTO #1982	13,205.21	164	80.52
RAM-BRO CONTRACTING INC.	13,024.00	3	4,341.33
GRAYBAR ELECTRIC COMPANY	12,880.31	59	218.31
A PLUS PLUMBING AND RE	12,306.15	21	586.01
ARNOLD OIL COMPANY	12,264.72	74	165.74
FSI CPL RETAIL	12,172.70	83	146.66
SQ TOTAL PROTECTION SYST	11,958.95	29	412.38
LNSTARPROD	11,836.42	15	789.09
VULCAN INC	11,791.01	12	982.58
ALTEX ELECTRONICS 1061	11,688.18	74	157.95
STREAM ENERGY/EZ-PAY	11,547.55	77	149.97
CBS RENTAL & SUPPLY	11,354.59	44	258.06
ROBLES TIRE RECYCLING	11,195.45	48	233.24
THE HOME DEPOT 6564	11,182.07	41	272.73
FASCLAMPITT CC	10,799.91	70	154.28
GOODYEAR A.S.C. #4738	10,561.12	30	352.04
JUST ENERGY	10,475.12	72	145.49
ED BURKES AUTO	10,282.95	32	321.34
C.C. FILE PRO	10,105.00	5	2,021.00
FRANCO'S GARAGE	9,979.30	20	498.96
NORTHWEST TIRE AND AUTO S	9,824.58	62	158.46
C.C. BATTERY COMPANY	9,369.01	62	151.11
HOLIDAY INN	9,315.03	31	300.48
NUECES ELECTRIC COOP	9,234.81	50	184.70
SQ G A DOUGLAS	9,176.76	15	611.78
WW GRAINGER	9,148.67	42	217.83
STANLEY STEEMERCORCHR	8,998.45	24	374.94
USPS PO 4820250415	8,686.04	8	1,085.76
IN GULF BUSINESS PRINTIN	8,308.11	3	2,769.37
TRACTOR SUPPLY #333	8,267.85	63	131.24
GCR TIRE CENTER #630	8,099.13	30	269.97
FERGUSON ENT # 116	8,053.91	45	178.98
HOMES TO SUITES BY HILTON	8,006.30	12	667.19
IN RICHLINE TECHNICAL SE	7,965.30	4	1,991.32
THC VIRTUAL AUSTIN	7,900.00	10	790.00
HOSE OF SOUTH TEXAS	7,666.62	91	84.25

Nueces County
Transaction Totals by Vendor YTD
For the 12 months ending 09/28/2018

Merchant	Amount	Transaction Count	Average Transaction
BINSWANGER GLASS #100	7,629.19	9	847.69
THE PAIGE COMPANY	7,626.00	8	953.25
USPS PO 4820230409	7,579.09	12	631.59
SHSU WEB PAY	7,540.00	33	228.48
IN ENTERPRISE SYSTEMS CO	7,505.59	5	1,501.12
IDU INSIGHT PUBLIC SEC	7,459.40	8	932.42
ACADEMY SPORTS #29	7,448.35	26	286.48
UNIVAR USA INC	6,934.40	74	93.71
CORPUS CHRISTI STAMPWORKS	6,898.00	60	114.97
SHEINBERG TOOL CO INC	6,844.54	80	85.56
GCR 630CORPCHRISTITX	6,807.47	24	283.64
GRAYBAR ELECTRIC	6,766.11	42	161.10
CC DISTRIBUTORS	6,733.11	57	118.12
BILL MILLER BAR-B-Q - CAT	6,730.00	2	3,365.00
CBA CORPUS TX 117	6,671.91	17	392.47
SAMES FORD LINCOLN	6,647.80	10	664.78
DISCOUNT-TIRE-CO TXC-05	6,489.75	18	360.54
THE HOME DEPOT #0526	6,411.25	75	85.48
AMBIT TEXAS LLC	6,216.90	49	126.88
HANSON PIPE CORPORATE	6,176.00	5	1,235.20
AMIGO ENERGY	6,074.62	39	155.76
CORPUS CHRISTI ELECTRIC	5,992.16	29	206.63
LA COSTA DENTAL OF K	5,713.00	9	634.78
HEB #462	5,703.36	19	300.18
FIVE POINTS AUTO CENTER	5,670.88	50	113.42
ANNAVILLE MUFFLER & AU	5,658.20	28	202.08
FSI FIRST CHOICE POWER	5,620.62	42	133.82
SQ TOTAL PROTECTIO	5,606.98	11	509.73
A & B PLASTICS AND FABRIC	5,596.99	19	294.58
MOMAR INC	5,552.57	12	462.71
SMARTSIGN	5,547.11	7	792.44
AIRGAS CENTRAL	5,543.18	25	221.73
PAYPAL ALARMTX	5,485.90	7	783.70
PITNEY BOWES PI	5,478.82	8	684.85
WALGREENS #4424	5,426.24	19	285.59
DOGGETT HM #2	5,413.57	21	257.79
PROFIRE PROTECTION INC.	5,393.98	18	299.67
WM SUPERCENTER #470	5,351.51	45	118.92
HYATT REGENCY HOUSTON	5,307.57	21	252.74
POSITIVE PROMOTIONS INC	5,282.96	7	754.71
INTERSTATE BATTERIES	5,260.59	37	142.18
OMNI MANDALAY	5,133.60	6	855.60

**Nueces County
Transaction Totals by Vendor YTD
For the 12 months ending 09/28/2018**

Merchant	Amount	Transaction Count	Average Transaction
COASTAL A.D.S INC.	5,121.14	29	176.59
PMI ROBSTOWN	5,027.09	25	201.08
ADI-CH	4,902.17	1	4,902.17
HI SAN ANTONIO RIVERWALK	4,862.55	10	486.26
RAPID AIR	4,848.25	6	808.04
WESTIN (WESTIN HOTELS)	4,769.89	9	529.99
BOB BARKER COMPANY INC	4,699.80	13	361.52
DELTA SPECIALTIES SUPPLY	4,680.00	1	4,680.00
SCHINDLER ELEVATOR CORP	4,656.99	12	388.08
FIRETROL PROTECTION SYSTE	4,632.22	12	386.02
EVINS GLASS SERVICE IN	4,584.75	10	458.48
CRADLEPOINT	4,549.59	1	4,549.59
CORPUS CHRISTI SAFE AND L	4,500.75	36	125.02
WAL-MART #0470	4,494.72	42	107.02
HOLIDAY INN EXPRESS & SU	4,380.11	16	273.76
GALVANS PAINT & BODY LLC	4,336.00	5	867.20
KOETTER FIRE CORPUS	4,323.60	8	540.45
CC FREIGHTLINER PARTS	4,269.93	42	101.66
SCOTT ELECTRIC COMPANY	4,248.26	5	849.65
GLOBALKNOWLEDGETRAINING	4,195.00	1	4,195.00
DISCOUNT TIRE TXC 12	4,168.75	6	694.79
PRODUCTIVITY CENTER INC	4,157.00	5	831.40
TEXAS ASSOCIATION OF C	4,150.00	16	259.38
WORTH HYDROCHEM OF CORPUS	4,087.50	5	817.50
HYDRAULICS OF TEXAS	4,070.00	2	2,035.00
MOODY GARDENS HOTEL	3,975.55	16	248.47
HOLIDAY INN EXPRESS	3,964.21	36	110.12
VARIDESK	3,950.00	6	658.33
AMAZON.COM	3,930.90	35	112.31
NATIONAL DISTRICT ATTORNE	3,925.00	2	1,962.50
CARQUEST 5287	3,900.73	138	28.27
HAMPTON INNS	3,886.28	10	388.63
GRAINGER	3,876.51	23	168.54
SKILLPATH / NATIONAL	3,874.70	7	553.53
HOELSCHER ELECTRIC CO.	3,856.75	5	771.35
WILBUR ELLIS TAFT	3,812.50	16	238.28
DELTA SPECIALTIES SU	3,707.04	14	264.79
FRANCOS GARAGE	3,698.00	3	1,232.67
HWY 44 AUTO PARTS	3,679.00	22	167.23
THOMSON WEST TCD	3,632.00	5	726.40
THE HOME DEPOT 6584	3,630.09	17	213.53
EWALD KUBOTA - CORPUS CHR	3,628.00	30	120.93

Nueces County
Transaction Totals by Vendor YTD
For the 12 months ending 09/28/2018

Merchant	Amount	Transaction Count	Average Transaction
FAMILY COUNSELING SERVICE	3,570.00	5	714.00
WAUKESHA-PEARCE CORPUS	3,567.55	20	178.38
STATE BAR TX-CLE WEB	3,565.00	7	509.29
SWIFT SOLUTIONS	3,540.00	12	295.00
OMNI AUSTIN SOUTHPARK	3,522.45	15	234.83
ENVIROTEST LLC	3,514.00	2	1,757.00
8X8 INC. 888-898-8733	3,506.64	13	269.74
LARSON PLUMBING & UTILITY	3,505.00	11	318.64
USPS PO 4820200410	3,463.74	87	39.81
ROMCO EQUIPMENT 003	3,440.96	3	1,146.99
ANIXTER/CLARK/TRI-ED	3,380.05	1	3,380.05
CHAMPION CHEVY_CADILLA	3,334.40	20	166.72
DEL-AIR CO INC	3,328.32	2	1,664.16
ROBSTOWN-UTIL-SYST-PMT	3,304.39	15	220.29
GENERAL AUTOMATIC	3,300.00	2	1,650.00
FLEETPRIDE 155	3,285.05	29	113.28
PAW ALL FAITH CREMATION	3,255.00	5	651.00
CORPUS CHRISTI FUNERAL	3,255.00	5	651.00
EMBASSY STES AUSTIN	3,250.25	10	325.02
CDW GOVT #SPLIT-5211	3,230.00	1	3,230.00
MARKER 37 LLC	3,219.26	16	201.20
COUNTRY INN & SUITES	3,185.85	7	455.12
COMLINK WIRELESS	3,139.60	4	784.90
BEST BUY 00002352	3,131.72	25	125.27
IN CUBIT CONTRACTING LLC	3,112.50	3	1,037.50
SPRING PLUMBING CONSTRUCT	3,078.59	7	439.80
SAN LUIS GALVESTON HOT	3,075.10	10	307.51
SAMS CLUB #8267	3,061.96	17	180.12
ARROW MAGNOLIA WEB	3,051.17	3	1,017.06
HILTON GALVESTON HOTEL	3,048.65	8	381.08
CORPUS AUTO SERVICE	3,031.94	1	3,031.94
CABELA'S PROMOTIONS	3,011.03	2	1,505.52
COMPLETE DIESEL REPAIR	3,006.37	14	214.74
STATE CHEMIC STATE CHE	2,979.58	1	2,979.58
ZEBRATECHNOLOGIES INTL	2,979.24	6	496.54
ARC SERVICES/TRAINING	2,948.00	21	140.38
EDDIES GULF RADIATOR	2,942.00	7	420.29
INDUSTRIAL FABRICATORS OF	2,918.50	4	729.62
AMMOMAN COM 856-767-3877	2,890.20	3	963.40
BELL FENCE OF CORPUS CHR	2,877.60	7	411.09
OFFICE DEPOT #1127	2,852.95	33	86.45
LA COSTA DENTAL OF A	2,851.06	10	285.11

Nueces County
Transaction Totals by Vendor YTD
For the 12 months ending 09/28/2018

Merchant	Amount	Transaction Count	Average Transaction
FAST FLEET SERVICES	2,849.28	2	1,424.64
POSTNET	2,844.65	24	118.53
BOBS CITY GARAGE	2,839.20	9	315.47
FSGI CORPUS LIGHTING	2,835.90	5	567.18
ARC CORPUS CHRISTI 15	2,835.15	19	149.22
NNA SERVICES LLC	2,832.13	21	134.86
ANNAVILLE MUFFLER & AUTOM	2,826.45	11	256.95
HELENA CHEM CO 25041	2,823.55	10	282.36
BIG JOES TIRE & AUTO	2,810.36	3	936.79
ON SITE DECALS	2,809.00	5	561.80
SCANTRON CORPORATION	2,799.52	2	1,399.76
IN PRECISION ENGINEERED	2,795.40	7	399.34
COOPER EQUIPMENT	2,787.50	7	398.21
NUECES CO TX-TAC-MOTOR	2,781.25	64	43.46
DTV DIRECTV SERVICE	2,770.07	24	115.42
1398 COLUMBIA	2,741.51	3	913.84
SAMSClub #8267	2,722.45	13	209.42
PAUL YORK BODY SHOP LLC	2,684.44	2	1,342.22
MID COAST ELECTRIC SUPPLY	2,655.38	4	663.84
STATE BAR TX-DUES-WEB	2,640.00	11	240.00
S&S CORPUS	2,614.21	3	871.40
FAIRWAY SUPPLY INC	2,600.50	5	520.10
VIP CAR WASH AND LUBE NW	2,580.30	45	57.34
PUBLIC AGENCY TRAINING	2,570.00	10	257.00
STAPLS7183068559000001	2,563.14	1	2,563.14
C&S PLATING & BUMPER RECY	2,556.50	4	639.12
SQ MONICA DOMINGUEZ	2,555.00	1	2,555.00
WAL-MART #0464	2,546.74	28	90.96
JOHNSTONE SPLY AT CORPUS	2,545.11	27	94.26
HYATT GRAND SA CONVENT CT	2,539.36	3	846.45
BOB'S CITY GARAGE	2,538.09	6	423.02
ROMCO EQUIPMENT 004	2,525.79	3	841.93
WESTERN AUTO ACE HARDWAR	2,524.06	46	54.87
A WAVELL FLAGPOLE LLC	2,521.50	9	280.17
NOTARIES.COM	2,511.85	21	119.61
KIMBALL MIDWEST	2,506.06	10	250.61
630 CORPUS CHRISTI TX	2,502.12	12	208.51
SQ GONZALES AND ASSOCIAT	2,500.00	1	2,500.00
WM SUPERCENTER #1494	2,497.44	34	73.45
STAPLS7183462948000001	2,467.16	1	2,467.16
GULF COAST NUT & BOLT SUP	2,464.84	16	154.05
TANG. PLAY INC/OSMO	2,462.50	1	2,462.50

Nueces County
Transaction Totals by Vendor YTD
For the 12 months ending 09/28/2018

Merchant	Amount	Transaction Count	Average Transaction
LONE STAR TRENCHER PARTS	2,432.29	2	1,216.14
IBI INFORMA PRODUCTS	2,425.00	1	2,425.00
AMAZON MKTPLACE PMTS WWW.	2,423.14	27	89.75
TEXAS THRONE LLC	2,400.00	11	218.18
PP JOHNNY COOL REFIG	2,389.00	5	477.80
IN SOUTH TEXAS RESTAURAN	2,378.19	3	792.73
IN TROYS FENCE	2,365.00	9	262.78
CORPUS CHRISTI FORD	2,357.20	9	261.91
GREYHOUND LINES 6855	2,337.05	50	46.74
INTAB LLC	2,332.75	2	1,166.38
WAL-MART #1494	2,328.06	33	70.55
SQ AUTO WORKS UNLIMITED	2,324.31	13	178.79
VOLVO TRUCKS OF TE	2,315.63	12	192.97
BROOKS TIRE INC	2,313.80	34	68.05
GREEN MOUNTAIN ENERGY	2,311.24	15	154.08
TEXAS LAUNDRY SERVICE COM	2,306.19	4	576.55
NUECES POWER EQUIPMENT	2,291.48	12	190.96
CELEBRATE EXCELLENCE	2,287.50	2	1,143.75
CARROT TOP INDUSTRIES INC	2,286.83	12	190.57
HYATT PL SAN ANTO/RIVERWK	2,283.35	3	761.12
HAMPTON INN AUSTIN	2,275.58	6	379.26
SEASIDE MEMORIAL PARK	2,275.00	3	758.33
CBA CORPUS CHRISTI	2,273.90	8	284.24
LA TORRETTA LAKE RESRT	2,254.35	5	450.87
MMM ROBSTOWN YARD	2,235.79	2	1,117.90
MRS WOODY JRS WRECKE	2,220.04	9	246.67
OSO CREEK A H #630	2,218.47	9	246.50
STAPLS7184221285000001	2,215.20	1	2,215.20
STAPLS7185017799000001	2,215.20	1	2,215.20
STAPLS7184514117000001	2,183.34	1	2,183.34
CERTIFIED COLLISION LLC	2,165.67	1	2,165.67
TLC COMPLETE CARE MIDTOWN	2,159.00	7	308.43
CARISMA WASH	2,157.92	23	93.82
ATT BILL PAYMENT	2,140.86	26	82.34
TRACTOR SUPPLY CO #1907	2,135.53	23	92.85
WWW.NEWEGG.COM	2,135.04	7	305.01
GUARD MASTER FIRE & SAFE	2,125.00	7	303.57
HOMEDEPOT.COM	2,124.63	6	354.10
UNITED 0167150425065	2,110.21	1	2,110.21
UNITED 0167150425067	2,110.21	1	2,110.21
EAGLE LOCK AND KEY	2,106.60	4	526.65
THERANEST ANNUAL SUB	2,080.00	1	2,080.00

Nueces County
Transaction Totals by Vendor YTD
For the 12 months ending 09/28/2018

Merchant	Amount	Transaction Count	Average Transaction
AMZN MKTP US	2,070.88	12	172.57
ABSOLUTE COMMUNICATIONS	2,070.00	1	2,070.00
OFFICE DEPOT #70	2,069.97	14	147.86
GRAND HYATT SAN ANTONIO	2,043.57	7	291.94
1ST CHOICE ELECTRIC LLC	2,039.24	2	1,019.62
GULF COAST GRAPHICS	2,022.50	11	183.86
CDW GOVT #2828-5211	2,018.52	1	2,018.52
GOES SALES OF TEXAS INC	2,017.15	4	504.29
DATA RESOURCE	2,015.69	2	1,007.84
SQ AUTO WORKS UNLI	2,010.36	7	287.19
FRANK TINGL	1,999.00	1	1,999.00
SAFELITE AUTOGLASS	1,984.17	7	283.45
IN R & R PETRO SERVICES	1,981.40	8	247.68
OMNI HOUSTON WESTSIDE	1,979.64	4	494.91
RAM PRODUCTS LTD.	1,959.22	9	217.69
C B SALES AND SERVICE	1,952.00	3	650.67
SANTA FE ANIMAL HOSPITAL	1,945.86	10	194.59
SAFETY KLEEN CORP	1,941.97	4	485.49
MIKES DISCOUNT ELECTRIC I	1,918.00	2	959.00
SPRINT WIRELESS	1,915.00	13	147.31
LOGMEIN GOTOMEETING	1,911.00	13	147.00
SECCO INC	1,906.90	4	476.72
ARROW DISPLAY SIGNS INC.	1,900.00	1	1,900.00
FSI DIRECT ENERGY	1,898.17	14	135.58
VIP CAR WASH & SUPER	1,893.21	14	135.23
FIRESTONE 007919	1,852.90	3	617.63
TLO TRANSUNION	1,850.95	7	264.42
SQ LEO GONZALEZ TIRES	1,845.44	2	922.72
AMAZON.COM MT1QN1400	1,835.19	1	1,835.19
OFFICE DEPOT #468	1,831.51	29	63.16
ULTIMATE SIGNS AND GRAPHI	1,831.22	6	305.20
ZORO TOOLS INC	1,829.32	10	182.93
BLUE 360 MEDIA	1,828.43	8	228.55
FASTSERV SUPPLY CORPUS	1,826.29	24	76.10
NUECES ELECTRIC COOP RET	1,812.06	10	181.21
T C AUTO SERVICE INC	1,803.01	3	601.00
IN PROTEX RESTAURANT SER	1,801.47	5	360.29
KELTONS TRUCK PARTS INC	1,800.04	7	257.15
WATER CANNON	1,799.00	1	1,799.00
SEAK INC - II	1,790.00	1	1,790.00
WYNDHAM GARDEN HOTEL - RI	1,787.73	2	893.86
NATIONAL SAFETY COUNCIL	1,760.62	3	586.87

Nueces County
Transaction Totals by Vendor YTD
For the 12 months ending 09/28/2018

Merchant	Amount	Transaction Count	Average Transaction
INDUSTRIAL COMMUNICATIONS	1,758.72	2	879.36
TEXAS EXCELLENCE DETAIL	1,753.60	40	43.84
BECK MASTEN COASTAL BEND	1,736.99	4	434.25
ADOBE CREATIVE CLOUD	1,645.20	10	164.52
OREILLY AUTO #0635	1,644.54	39	42.17
STERLING HEALTHCARE OPCO	1,641.00	1	1,641.00
BRIGGS EQUIPMENT #21	1,635.70	2	817.85
AMAZON.COM AMZN.COM/BILL	1,632.91	21	77.76
WRIGHT MATERIALS INC ROBS	1,621.75	6	270.29
S. TEXAS ALL BATTERY	1,612.22	11	146.57
ENTRUST ENER GY	1,610.05	9	178.89
JACK & JILL OF MANY TRADE	1,600.00	1	1,600.00
AFFORDABLE GLASS	1,590.00	8	198.75
DIGICERT INC	1,589.00	3	529.67
MOKARA AND LA MANSION HOT	1,587.80	4	396.95
EXTENDEDSTAY #9714	1,581.75	3	527.25
RUBEN'S FLEET SERVICE	1,581.73	8	197.72
SQ SOUTH TX OVERHEAD CRA	1,556.54	1	1,556.54
JANET PENA OD	1,540.00	11	140.00
RUSH BUS CTR SELMA	1,536.00	1	1,536.00
WOODY'S TRUCK CENTER	1,526.41	54	28.27
K-D TRIM	1,525.00	4	381.25
NETWORKTIGERS INC	1,505.46	3	501.82
ROMCO EQUIPMENT 013	1,503.23	3	501.08
DELUXE AUTO PARTS LLC	1,500.00	1	1,500.00
SQ APTSOUTHTEXAS	1,500.00	1	1,500.00
TYLER USER CONFERENCE	1,500.00	2	750.00
HARBOR FREIGHT TOOLS 71	1,482.26	16	92.64
THERANEST WILEY M	1,480.34	8	185.04
PAYPAL TXGANGINV	1,475.00	5	295.00
MG BUILDING MATERIALS COR	1,467.76	4	366.94
CITY OF BISHOP UTILITIES	1,465.26	15	97.68
FACTORY OUTLET MAXTOOL	1,458.00	1	1,458.00
TECHSOUP	1,450.00	1	1,450.00
TCEQ EPAYMENT	1,450.00	3	483.33
SAMES FORD LINCOLN	1,448.38	14	103.46
SAT RADIO COMMUNICATION	1,445.37	4	361.34
SHRM ANNUAL700064407	1,445.00	1	1,445.00
EVEREST WATER & COFFEE	1,444.37	13	111.11
COURTYARD BY MARRIOTT	1,432.89	11	130.26
SQ GWS BUSINESS	1,420.00	2	710.00
HILTON GARDEN INN	1,407.60	3	469.20

Nueces County
Transaction Totals by Vendor YTD
For the 12 months ending 09/28/2018

Merchant	Amount	Transaction Count	Average Transaction
TASER INTERNATIONAL	1,407.00	4	351.75
HUB CITY OVERHEAD DOOR CO	1,406.50	8	175.81
CHEMSEARCH	1,405.02	3	468.34
APL ITUNES.COM/BILL	1,398.44	62	22.56
PACIFIC COAST BREAKER INC	1,397.75	2	698.88
GULF COAST MARINE INC.	1,391.30	5	278.26
JAMAR TECHNOLOGIES INC	1,388.56	2	694.28
FIRESTONE 020052	1,378.39	2	689.20
FRONTIER UTILITIES	1,373.78	6	228.96
TARA ENERGY	1,364.04	10	136.40
HYATT HOUSE ARBORETUM	1,350.24	4	337.56
MIDTOWN	1,348.00	6	224.67
VOLVO TRUCKS OF TEXAS	1,346.09	7	192.30
FLEET MANAGEMENT SOLUTNS	1,344.00	13	103.38
PAW ALL FAITH CREMATIO	1,342.00	2	671.00
EVIDENT INC	1,341.48	5	268.30
HYATT REGENCY LOUISVILLE	1,337.12	2	668.56
DMI DELL HIGHER EDUC	1,332.73	12	111.06
USPS PO 4820210418	1,326.70	14	94.76
ENTERPRISE RENT-A-CAR	1,321.66	8	165.21
IN STRONG CONSULTING SER	1,320.00	1	1,320.00
WOODYS TRUCK CENTER	1,318.80	36	36.63
BUSH HYDRAULICS	1,318.64	14	94.19
ENTRUST ENERGY	1,317.58	9	146.40
KIRKS TRUCK SERVICE	1,317.51	4	329.38
24 HR SAFETY-CORPUS CH	1,309.94	8	163.74
TEXAS LIBRARY ASSN	1,309.20	8	163.65
THE HOME DEPOT 526	1,290.85	8	161.36
TEXAS PUBLIC HEALTH	1,290.00	3	430.00
WEST MARINE #1308	1,288.81	10	128.88
STAINLESS STEEL PRODUCTS	1,288.00	3	429.33
V247 POWER CORPORATION	1,287.99	11	117.09
CRAWFORD CORPUS CHRISTI	1,284.93	6	214.16
SQ EAGLE GLASS SERVICE	1,280.00	2	640.00
3G GRAPHICS	1,256.38	5	251.28
USPS PO 4820260412	1,250.00	1	1,250.00
USPS PO 4872150374	1,250.00	1	1,250.00
JEANS RESTAURANT SUPPLY	1,243.91	6	207.32
SQ SOUTH TEXAS SOCIAL WO	1,240.00	3	413.33
DISCOUNT TIRE TXC 13	1,232.50	3	410.83
STEWART DEAN BEARING COMP	1,217.73	15	81.18
TEXAS DIESEL SPECIALIST	1,208.72	5	241.74

Nueces County
Transaction Totals by Vendor YTD
For the 12 months ending 09/28/2018

Merchant	Amount	Transaction Count	Average Transaction
LIND ELECTRONICS	1,208.12	6	201.35
TX DISTRICT & COUNTY ATT	1,206.31	7	172.33
CDW GOVT #0110-1405	1,200.00	1	1,200.00
PARROTUS	1,199.99	1	1,199.99
FAUCETDIRECT.COM	1,197.75	1	1,197.75
SIGN SOLUTIONS	1,189.00	6	198.17
AMERICAN AIR0017133502159	1,179.61	1	1,179.61
HORSESHOE BAY FRONT DESK	1,175.54	3	391.85
CC DISPOSAL SERVIC	1,162.07	12	96.84
WM SUPERCENTER #464	1,162.05	17	68.36
THURMAN FONDREN GLASS	1,155.20	1	1,155.20
OCONNORS	1,154.93	3	384.98
EMBASSY SUITES SAN MARCO	1,148.85	5	229.77
ABC KEYS & SAFES	1,141.00	4	285.25
AXON TASER	1,140.83	2	570.42
TAAP	1,140.00	1	1,140.00
HUSKY TRAILER& PARTS CO	1,134.99	15	75.67
CDW GOVT #LKR1752	1,134.14	1	1,134.14
EMBROIDME	1,133.24	3	377.75
HERO 247	1,129.00	2	564.50
DISCOUNT-TIRE-CO TXC-01	1,128.50	3	376.17
FLANAGAN'S MUFFLER SHOP	1,128.00	7	161.14
HEBERT IRRIGATION	1,126.50	2	563.25
USR-ELECTRIC BILL	1,119.56	6	186.59
MARRIOTT SN ANTONIO RW	1,116.13	1	1,116.13
MNI DIESEL INC.	1,112.42	1	1,112.42
UNITED 0167150425142	1,111.79	1	1,111.79
ARGYLE SECURITY GROUP	1,110.00	2	555.00
ASTROMATIC CAR WAS	1,108.00	13	85.23
STAPLS7182562185000001	1,107.60	1	1,107.60
STAPLS7183691393000001	1,107.60	1	1,107.60
CC BOOT JACK OUTLE	1,104.87	2	552.44
SOUTHWES 5261488126489	1,103.26	1	1,103.26
RICHARD CHINN ENVIR	1,100.00	1	1,100.00
A-1 PLUMBING & COMPANY	1,100.00	3	366.67
SHERATON CITY CENTER	1,099.70	1	1,099.70
IN START STOP	1,097.00	1	1,097.00
CHAMPION ENERGY SERVICES	1,091.67	8	136.46
INTERNATIONAL ASSOCIATION	1,080.00	3	360.00
ATLAS PHONES.COM	1,070.00	1	1,070.00
GOVERNMENT FINANCE OFFIC	1,065.00	3	355.00
LARSON PLUMBING UTILITY C	1,060.00	2	530.00

Nueces County
Transaction Totals by Vendor YTD
For the 12 months ending 09/28/2018

Merchant	Amount	Transaction Count	Average Transaction
RODRIGUEZ AUTO SERVICE CO	1,058.61	2	529.30
PRECISE KIT PROMOTIONS	1,052.56	2	526.28
TAGITM	1,050.00	3	350.00
TOSHIBA AMERICAN BUSINESS	1,045.46	2	522.73
MCCOYS #17	1,040.92	34	30.62
IN 20.4 VENTURES LLC DB	1,035.00	4	258.75
IDENTOGO - TX FINGERPRINT	1,033.21	94	10.99
VUE CISCO EXAN AT VUE	1,029.00	4	257.25
HOTEL DEREK	1,025.65	3	341.88
TAMUC ACADEMICS	1,025.00	7	146.43
WM SUPERCENTER #490	1,023.31	14	73.09
ALARM SECURITY & CONT.	1,021.25	5	204.25
SUPERIOR TRAILER SAL	1,018.94	3	339.65
DEFENSIVE DRIVING.COM	1,015.00	29	35.00
SOUTHWEST WHEEL CO COR	1,012.39	14	72.31
SQ JUVENILE JUSTICE ASSO	1,010.00	4	252.50
XOOM ENERGY TEXAS	1,004.36	9	111.60
NXKEM USA LLC	1,000.54	4	250.14
TEEX ECOMMERCE	1,000.00	1	1,000.00
BLR/HCPRO	995.00	1	995.00
IN MERCURY AUTO AIR LLC	992.40	7	141.77
SQ X RAY ON WHEELS	990.00	1	990.00
AMER LIB ASSOC-IMIS	989.00	2	494.50
NETWORK INNOVATIONS	981.20	2	490.60
1TAC.COM	979.75	4	244.94
IWS GAS AND SUPPLY OF TX	974.88	7	139.27
FASCLAMPITT CORPUS CHRIST	972.51	4	243.13
DOUBLETREE AUSTIN	967.50	7	138.21
NSC NORTHERN SAFETY CO	957.59	19	50.40
DIAMOND B TRACTORS AND EQ	956.96	6	159.49
SOUTH TEXAS RADIATOR	954.60	1	954.60
ZIEBART TX-70	948.00	1	948.00
EXXONMOBIL 45362076	945.82	2	472.91
SQ BLG DELI / SCHL	930.30	9	103.37
TX DEPT AGRICULTUR	930.20	9	103.36
BETA TECHNOLOGY INC	930.00	1	930.00
STARTEX POWER	927.63	6	154.60
HOBBY-LOBBY #0116	925.17	13	71.17
CLOSNER EQUIPMENT CO IN	924.56	2	462.28
NORTHERN TOOL + EQUIP	922.82	11	83.89
TCOLE EVENT REG IN	921.78	6	153.63
4TE GEXA ENERGY	907.76	5	181.55

Nueces County
Transaction Totals by Vendor YTD
For the 12 months ending 09/28/2018

Merchant	Amount	Transaction Count	Average Transaction
PETSMART # 0196	906.92	7	129.56
PDQCOM	900.00	2	450.00
JAGER PRO	900.00	1	900.00
IN DOOR DIRECT	900.00	4	225.00
IN AFFORDABLE GLASS	900.00	2	450.00
TRIAD TREE TRIMMERS	900.00	1	900.00
AAA AIR CONDITIONING	898.70	1	898.70
CDW GOVT #2757-5213	898.69	1	898.69
PHAMATECH	897.00	1	897.00
SOUTHWES 5261418635060	891.56	1	891.56
SOUTHWES 5261418635059	891.56	1	891.56
TURNERS LANDSCAPE INC	889.93	2	444.96
MG BUILDING CORPUS CHRIS	887.38	8	110.92
PETCO 1425 63514251	885.54	10	88.55
SQ GULF COAST LASER RENU	885.00	1	885.00
SYMBOL ARTS WEB	880.00	3	293.33
DEMCO INC	879.65	3	293.22
AMERICAN PAYROLL ASSOC	876.00	4	219.00
EB LAW ENFORCEMENT LE	875.00	1	875.00
BAYFRONT PLAZA HOTEL	874.00	5	174.80
COMFORT SUITES CORPUS	872.00	2	436.00
OREILLY AUTO #1687	870.35	25	34.81
MARK S PLUMBING PARTS	869.66	1	869.66
PRAXAIR DIST INC OAM	867.20	9	96.36
SQ GALVAN'S PAINT	860.00	1	860.00
TEXAS ASSOCIATION OF ASSE	855.00	3	285.00
HYATT HILL COUNTRY RESOR	853.89	1	853.89
BIRDS RUBBER STAMPS	848.70	18	47.15
SQ INTERNATIONAL CONSULT	847.00	1	847.00
CREAGER TIRE AND BATTERY	846.70	59	14.35
WATCHGUARD VIDEO	846.00	1	846.00
ACCO BRANDS DIRECT	845.71	5	169.14
HENRYS GLASS SHOP	835.00	1	835.00
HILTON GARDEN INN VICTORI	831.68	2	415.84
IN ROCK ENGINEERING & TE	826.00	1	826.00
FOUR POINTS HOTEL	821.10	3	273.70
R & R AWARDS	813.63	4	203.41
ALOFT	813.60	2	406.80
LUCHAZIE GENERAL STORE	811.87	1	811.87
FACILITY SOLUTIONS GROUP	809.17	1	809.17
147 KEYSTONE AUTOMOTIVE	809.00	3	269.67
PALMETTO STATE ARMORY	802.96	2	401.48

Nueces County
Transaction Totals by Vendor YTD
For the 12 months ending 09/28/2018

Merchant	Amount	Transaction Count	Average Transaction
AMMUNITION DEPOT	801.52	2	400.76
GULF COAST HURRICANE S	800.00	1	800.00
SUPERION LLC	800.00	2	400.00
SQ GOSQ.COM TIMOTHY WELK	800.00	1	800.00
SQ GOSQ.COM TIMOTH	800.00	1	800.00
COMFORT SUITES MIAMI	799.75	1	799.75
IN LAMAR PLUMBING INC	798.88	2	399.44
AMERICAN RED CROSS	798.00	4	199.50
PYL VALCAP GROUP LLC	796.72	2	398.36
AMERICAN AIR0017055153519	796.71	1	796.71
KLEEN-RITE CORPORATION	795.59	6	132.60
UNITED RENTALS #018040	794.58	1	794.58
TRIEAGLE ENERGY LP	792.77	6	132.13
AMZN MKTP US AMZN.COM/BIL	792.59	4	198.15
AMERICAN PLANNING A	790.00	2	395.00
KMSCO INC	782.00	1	782.00
RICKS DETAILING	780.36	1	780.36
PAYPAL RV EXPRESS	775.00	1	775.00
DAILY AND WELLS	771.36	4	192.84
THE HR SOUTHWEST CONFEREN	769.00	1	769.00
MO GLASS	763.30	10	76.33
SERVICE HYDRAULICS L	760.51	2	380.26
MAXSUR LLC	756.91	2	378.46
CALIBER COLLISION 0521	755.60	1	755.60
KENNEDY WIRE ROPE AND	751.02	6	125.17
MAACO	750.50	1	750.50
SQ FAR BEYOND TINT	750.00	3	250.00
NCS GED EXAM	747.25	11	67.93
NADCP	745.00	1	745.00
ODESSA PUMPS - CORPUS CH	743.98	1	743.98
BIOQUIP PRODUCTS INC	738.77	1	738.77
TEXAS GUARDIANSHIP ASSOC	730.00	2	365.00
FAR BEYOND TINT & AL	730.00	1	730.00
ASSN. OF METRO PLANNING	720.00	2	360.00
FAIRFIELD INN & SUITES	714.36	5	142.87
BOOTS N BRITCHES	707.75	9	78.64
DAHILL OFFICE TECHNOLOGY	707.53	3	235.84
HESELBEIN TIRE SW	703.43	3	234.48
OREILLY AUTO #0445	702.88	15	46.86
AP GAS & ELECTRIC TX	700.00	4	175.00
APOLLO TOWING EASY RIDER	700.00	6	116.67
BLUE STREAK FABRICATIO	700.00	1	700.00

Nueces County
Transaction Totals by Vendor YTD
For the 12 months ending 09/28/2018

Merchant	Amount	Transaction Count	Average Transaction
BRAKE CHECK	695.70	1	695.70
BOSCH AUTOMOTIVE SERVICE	695.00	2	347.50
EWING IRRIGATION PRD 146	694.80	2	347.40
SQ TEXAS SIGN EXPR	690.00	3	230.00
FIRESTONE 678791	687.92	4	171.98
SEARS AUTO CNTR 6429	686.05	1	686.05
TEXAS FLOODPLAIN MANAGEME	685.00	3	228.33
STEVE S AUTO SERVICE	685.00	3	228.33
SAFETY KLEEN SYSTEMS BRAN	676.33	2	338.16
AGEX CONFERENCE SERVIC	675.00	2	337.50
PAYPAL BOXWOODTECH	675.00	1	675.00
ZARSKY LUMBER-CORPUS	674.24	5	134.85
TEXAS COMPUTER EDUCATION	667.00	2	333.50
KEGCO INC	665.63	4	166.41
FREEDOM AUTO SPA	663.00	29	22.86
SHORELINE PLUMBING CO	660.00	1	660.00
MIRAS SPORTS & MORE	659.25	1	659.25
LOCK DOC LLC	655.95	1	655.95
WALMART.COM 8009666546	654.90	5	130.98
THE FLAG COMPANY INC	653.03	1	653.03
GRAY PHOTOGRAPHY	650.00	2	325.00
GEOTRUST INC.	649.00	1	649.00
BLUEGLOBES LLC	641.42	1	641.42
A WALDREP COMPANY INC	640.00	1	640.00
NORMA S FRUITS & DELIGHTS	640.00	3	213.33
M&D FLOORING	639.56	2	319.78
RESIDENCE INNS-ALAMO P	638.63	1	638.63
BUY DOOR HARDWARE NOW	637.00	2	318.50
SQ BUTLER SERVICE	635.34	1	635.34
VALLEN DISTRIBUTION #QI	635.24	3	211.75
CORPUS CHRISTI LOCK DOC L	633.96	12	52.83
VALLEY TRUCK CENTERS	632.36	3	210.79
MARKETLAB INC	631.17	1	631.17
SOUTHWES 5268781879255	630.12	1	630.12
MIRA'S SPORTS & MORE	628.92	1	628.92
TIPSCO	628.79	10	62.88
LA COPA INN	620.70	6	103.45
CORE & MAIN LP S 2	619.85	4	154.96
BENNETT TRUCK TRANSPORT	618.00	1	618.00
YO RANCH RESORT	616.98	2	308.49
VALLEN DISTRIBUTION EO	616.55	2	308.28
SPRINGHILL SUITES	613.87	8	76.73

Nueces County
Transaction Totals by Vendor YTD
For the 12 months ending 09/28/2018

Merchant	Amount	Transaction Count	Average Transaction
DIAMOND MOWERS INC	613.18	3	204.39
WIGHT'S COLLISION	612.22	1	612.22
OMNI DALLAS PARK WEST HTL	610.20	2	305.10
ALBERT STERLING AND ASSOC	610.00	2	305.00
ORECK VACUUMS OF CORPUS	609.90	3	203.30
AIR & FILTERS	608.76	4	152.19
HFT HARBOR FRGHT TOOLS	606.84	1	606.84
DISCOUNT AUTO 2	605.74	2	302.87
4IMPRINT	603.35	2	301.68
WAL-MART #0490	601.52	18	33.42
CCI HOTEL RESCOUNTER	600.96	1	600.96
DALLAS CHILDRENS ADVOCACY	600.00	1	600.00
MIKE SHAW BUICK GMC	599.25	7	85.61
FEDERAL IRON AND METAL IN	598.22	4	149.56
TOWNEPLACE SUITES BY M	594.55	2	297.28
FSI CENTERPOINT ENERGY	594.19	9	66.02
CKE ROD N ROLL S T 324	590.89	2	295.44
ARC HOUSTON 09	585.87	1	585.87
ALAN T FISHER PHD PC	585.00	3	195.00
LONESTARPRODUCTS	575.00	1	575.00
MINT INCORPORATED	575.00	1	575.00
OSS ACADEMY	574.00	5	114.80
SQ AMERICAN DETAIL	573.00	4	143.25
HOLIDAY INN EXPRESS&STES	572.28	6	95.38
EMAT	570.00	3	190.00
SQ CORPUS CHRISTI AREA C	567.50	4	141.88
AMERICAN AIR0012103354127	566.60	1	566.60
HOTEL INDIGO	563.97	3	187.99
NPC NEW PIG CORP	562.65	1	562.65
PROMOTIONALKEYCHAIN	562.38	1	562.38
INTERNATIONAL ELECTRONICS	560.47	14	40.03
ON SITE DECALS LLC	560.00	1	560.00
HOBBY-LOBBY #0066	559.85	10	55.98
MISSION RESTAURANT SUPPLY	558.90	1	558.90
SOUTHWES 5261464644412	555.16	1	555.16
SOUTHWES 5261400277953	554.36	1	554.36
SOUTHWES 5261400280125	554.36	1	554.36
BUILD.COM	554.31	3	184.77
HAMPTON INN & SUITES	552.57	3	184.19
CAVALRY COURT	550.96	1	550.96
WPY JUVENILE LAW SECTION	550.00	2	275.00
GOVERNMENT FINANCE OFF	550.00	1	550.00

Nueces County
Transaction Totals by Vendor YTD
For the 12 months ending 09/28/2018

Merchant	Amount	Transaction Count	Average Transaction
OREILLY AUTO #1441	549.31	9	61.03
HOSE OF SOUTH TEXAS OLD	548.42	5	109.68
DOUBLETREE HOTELS	548.20	2	274.10
SIGN XPRESS	547.93	2	273.96
AMFILT	547.67	4	136.92
SOUTHWES 5261447430967	546.16	1	546.16
SOUTHWES 5260159344094	546.16	1	546.16
SOUTHWES 5261419583826	542.36	1	542.36
IN SIT MEANS SIT CORPUS	541.25	1	541.25
NATIONAL SAFETY COU	540.00	1	540.00
CHIEF SUPPLY VT	537.70	4	134.42
BJ S FAMOUS UNIFORMS	536.57	5	107.31
SOUTHWES 5261445608396	533.96	1	533.96
UNITED 0162364390808	532.80	1	532.80
PEARL SOUTH PADRE	532.00	4	133.00
DEL MAR COLLEGE CASHIERS	525.00	5	105.00
BOB BROOKS COMPUTER SA	524.75	2	262.38
JASON'S DELI #616	524.04	3	174.68
NATIONAL SHERIFFS ASSN	520.00	2	260.00
WAL-MART #5898	518.70	7	74.10
AUSTIN EMBASSY SUITES	516.74	2	258.37
EQ DEPOT CORP CHRISTI	514.46	1	514.46
AOC AUTO PARTS	511.61	2	255.80
JCPENNEY 1330	511.21	3	170.40
WALMART.COM	510.37	5	102.07
360 TRAINING(ECOMMERCE	510.00	2	255.00
CLINIC PHARMAC03324522	509.65	1	509.65
AG PRO TAFT	506.87	1	506.87
DOUBLETREE SUITES ASTN	503.70	1	503.70
HYATT PLACE WASH DC NM	502.82	1	502.82
HAMPTON INN AUSTIN DOWNT	501.04	1	501.04
OREILLY AUTO #0711	500.36	4	125.09
TTI REGISTRATIONS	500.00	5	100.00
CLARKE MOSQUITO CONTRO	499.62	1	499.62
CDW GOVT #3890-5211	499.14	1	499.14
BEST WESTERN MARINA GRAND	496.76	2	248.38
PAYPAL ACCOUNTWARE	495.00	1	495.00
THE PAIGE COMPANY CONT	493.50	1	493.50
ALAMOSA ANIMAL HOSPITA	492.00	11	44.73
CITY OF CC AIRPORT	488.00	21	23.24
MICROSOFT	487.13	1	487.13
TEXASCENTERFORLEGALETHIC	485.00	3	161.67

Nueces County
Transaction Totals by Vendor YTD
For the 12 months ending 09/28/2018

Merchant	Amount	Transaction Count	Average Transaction
TEEX MOTO	485.00	1	485.00
JOHN W HOCK CO	484.13	1	484.13
PETROLEUM SOLUTIONS INC	483.13	1	483.13
WALGREENS #3639	477.85	2	238.92
DXE MEDICAL INC	476.42	1	476.42
A-1 TIRE & AUTO	476.25	4	119.06
SQ PORT-A-TRIM COMPLETE	475.00	1	475.00
ALLISONHOUSE LLC	474.99	2	237.50
ZAM AUTOMOTIVE	472.29	1	472.29
AMERICAN AIR0012308053365	470.60	1	470.60
CDW GOVT #1200-5211	470.54	5	94.11
RED RIVER SPECIALTIES	468.76	2	234.38
GULF COAST REPAIR	464.66	2	232.33
FAIRMONT AUSTIN	464.25	1	464.25
UNITED 0167032911869	461.00	1	461.00
GALLERIA PALMS HOTEL	456.24	1	456.24
HOLIDAY INN EXP & SUITES	455.40	4	113.85
PETTYS ELECTRONICS	455.00	2	227.50
CHAPMANS GARAGE DOORS I	455.00	1	455.00
AVIS RENT-A-CAR 1	454.84	2	227.42
ADOBE SYSTEMS INC.	454.59	3	151.53
DISCOUNTMUGS.COM	453.65	2	226.82
CDW GOVT #KXN0542	452.19	1	452.19
HILTON HOTELS OMAHA	452.00	1	452.00
SEARS ROEBUCK 1217	451.90	1	451.90
ACT GIS FORUM	450.00	1	450.00
TEXAS ACADEMY OF ANIMAL C	450.00	1	450.00
CALDWELL COUNTRY CHEVY	450.00	2	225.00
QUALITY SAFETY SVC INC	450.00	2	225.00
AMERICAN MUSICAL SUPPL	447.85	1	447.85
FASTSIGNS	446.40	2	223.20
TIFCO INDUSTRIES INC	442.58	4	110.64
BUSTERS BUTANE	441.80	10	44.18
AMERICAN AIR0012170896395	440.60	1	440.60
TURF AND IRRIGATION HARDW	440.28	3	146.76
STALKER RADAR	439.00	2	219.50
SQ GULF COAST LASE	438.00	1	438.00
TAMPERPROOF SCREW CO.INC	434.59	2	217.30
DRI PMSOFTWARE	432.99	1	432.99
AMERICAN AIR0017041744736	432.00	1	432.00
MEADOWBROOK HARDWARE	431.70	4	107.92
MARCO & CO. CATERING	430.68	4	107.67

Nueces County
Transaction Totals by Vendor YTD
For the 12 months ending 09/28/2018

Merchant	Amount	Transaction Count	Average Transaction
CANDLEWOOD SUITES BAYTOW	430.56	1	430.56
GROSS AUTOMATION LLC	428.29	1	428.29
SIMPLEXGRINNELL	428.06	2	214.03
THE SAFEGUARD SYSTEM INC	426.50	4	106.62
A & R SEPTIC SERVICES L.L	425.00	1	425.00
A & R SEPTIC SERVICES L	425.00	1	425.00
SQ GABRIEL PINON	425.00	1	425.00
MINIT MAN #3	420.50	4	105.12
QUALITY INN AND SUITES	418.99	1	418.99
SQ BAY AREA TIME	418.80	5	83.76
BOUNCE ENERGY INC	417.97	3	139.32
NY JOES ITALIAN RESTAUR	417.89	1	417.89
WILLOW CREEK ASSOCIATI	417.00	3	139.00
AXON POWER	415.87	3	138.62
RENAISSANCE HOTELS AUS	411.70	1	411.70
HOLIDAY INN BAY FRON	411.70	2	205.85
PAYPAL DOLLARTREED	405.84	3	135.28
MARTIN YALE	405.70	2	202.85
SCHOLASTIC BOOK FAIRS R10	405.05	2	202.52
BELNICK RETAIL LLC	405.00	1	405.00
PMI - CERTIFICATION	405.00	1	405.00
4CHANGE ENERGY CHANGE	404.96	3	134.99
NTB #465	402.35	1	402.35
ADVANCE AUTO PARTS #3344	401.00	10	40.10
TDEM EMERGENCY MANAGEMENT	400.00	1	400.00
IN TEXAS ACCESSIBILITY S	400.00	1	400.00
SMK SURVEYMONKEY.COM	397.00	2	198.50
COMFORT SUITES GRAPEVI	395.03	1	395.03
AMERICAN AIR0012175441698	395.00	1	395.00
IN CIRCLE T VETERINARY S	394.98	2	197.49
BRYAN FAIRFIELD INN	394.58	3	131.53
SOUTHWES 5268759910325	394.45	1	394.45
SELECT BLINDS	393.78	2	196.89
EMBASSY SUITES-FRISCO	393.24	2	196.62
AN FORD MAZDA CORPUS	388.25	4	97.06
GREYHOUND LINES CNP	387.00	4	96.75
SOUTHWES 5261447524537	386.59	1	386.59
FIRESTONE678791	386.12	7	55.16
HOLIDAY INN EXPRESS PALE	384.20	4	96.05
USPS PO 4808000343	382.95	11	34.81
OMNI FORT WORTH HOTEL	382.40	3	127.47
TAMUCC CAREER SERVICES	380.00	2	190.00

Nueces County
Transaction Totals by Vendor YTD
For the 12 months ending 09/28/2018

Merchant	Amount	Transaction Count	Average Transaction
ALICE ECHO NEWS JOURNAL	380.00	1	380.00
INF CITY DIRECTORIES	380.00	1	380.00
HOLIDAY INN EXPRESS STEP	379.88	4	94.97
CROWNE PLAZA HOTEL AUSTI	376.05	1	376.05
ACT DCH-CHILD ABUSE SU	375.00	1	375.00
FOURPAIR COM	373.90	1	373.90
ALLIED ELECTRONICS INC	373.42	1	373.42
EXPEDIA 7350635695021	372.74	2	186.37
W WHITE AIR CONDITIONING	372.06	1	372.06
FSI SPARK ENERGY	371.89	3	123.96
OIL PATCH PETROLEUM INC	371.79	7	53.11
PAYPAL DESIGNERCOL	371.70	1	371.70
NEESSEN CHEVROLET	369.21	3	123.07
WM SUPERCENTER #5898	368.39	5	73.68
UNITED 0168642529241	368.00	1	368.00
AMER ASSOC NOTARIESWE	367.76	4	91.94
RED ROOF INN	367.15	2	183.58
COASTAL A.D.S INC.	366.40	1	366.40
CLEARVIEW ELECTRIC	363.78	3	121.26
C & K BUILDERS HARDWARE	363.40	3	121.13
LAW ENFORCEMENT TARGETS	362.36	2	181.18
AMERICAN AIR0012188138486	361.40	1	361.40
COLUMBIA BOOKS INC	361.00	1	361.00
MARTIN ASPHALT COMPANY	360.00	1	360.00
TREATMENT INNOVATIONS	359.00	1	359.00
AUTOZONE #1328	358.80	19	18.88
360 TRAINING I	357.00	4	89.25
RICHMOND PAPER & INK	355.52	1	355.52
PEPBOYS STORE 181	351.44	4	87.86
SQ TORRES GARAGE	351.00	9	39.00
PRAXAIR DIST INC 70245	350.59	3	116.86
SQ S&G SEPTIC TANK SERVI	350.00	1	350.00
ORKIN 966	350.00	2	175.00
ACAD FORENSIC PATHOL	350.00	1	350.00
GOLDRING CTR FOR CULIN	350.00	1	350.00
TRAVEL 888-203-9763	349.60	3	116.53
AMERICAN AIR0012188116138	348.90	1	348.90
3P LEARNING PTY LT	346.50	1	346.50
AMERICAN AIR0012169299011	346.00	1	346.00
HOZZ INC.	344.97	1	344.97
AED SUPERSTORE	342.80	1	342.80
ALL MY SONS - COR	342.01	1	342.01

Nueces County
Transaction Totals by Vendor YTD
For the 12 months ending 09/28/2018

Merchant	Amount	Transaction Count	Average Transaction
TIMEKEEPING SYSTEMS INC	341.89	3	113.96
UNITED 0167150425174	341.59	1	341.59
IN COSTUME SPECIALISTS I	340.00	3	113.33
LAW ENFORCEMENT SEMINARS	340.00	1	340.00
NENNO PRODUCTS LLC	336.91	1	336.91
MSFT E08005KZM5	336.00	1	336.00
SOUTHWES 5261447464125	335.60	1	335.60
SOUTHWES 5261447464123	335.60	1	335.60
SOUTHWES 5261447464126	335.60	1	335.60
CLASSIC BLINDS	335.00	1	335.00
TMGACONF	335.00	1	335.00
C W CAMPBELL ELECTRIC INC	334.50	2	167.25
AUTO EQUIPMENT SERVI	333.90	1	333.90
NICHOLS GUNS	332.23	7	47.46
PRAXAIR DISTRIBUTION I	330.77	4	82.69
AMERICAN AIR0012152421343	328.40	1	328.40
AMERICAN AIR0012152421344	328.40	1	328.40
BJS FAMOUS UNIFORMS	327.87	7	46.84
CC PLUMBING	326.65	7	46.66
TPG DRISCOLLTXUTILITIES	326.54	4	81.64
SHERIFFS ASSOCIATION	325.00	1	325.00
C D ELECTRIC	325.00	1	325.00
TEXAS CENTER FOR THE JUDI	325.00	1	325.00
SQ TURFCO GRASS FARM	323.33	2	161.66
SOUTHWES 5261431255051	322.10	1	322.10
AMERICAN AIR0018642529242	321.80	1	321.80
OREILLY AUTO #0448	321.64	4	80.41
QUALITY INN & SUITES	321.60	1	321.60
RENAISSANCE HOTELS AND	318.66	1	318.66
CARISMA WASH LUBE & DETA	317.32	4	79.33
TPG CITYOFDRISCOLLUTILITI	317.23	3	105.74
HILTON GARDEN INN TYLER	317.19	2	158.60
TEXAS NURSERY & LANDSCAPE	315.00	1	315.00
WWW.JOR.BY	315.00	1	315.00
EL CENTRO LANDFILL	314.71	5	62.94
POCKETPRESS	314.65	1	314.65
SQ DUANE ROSS-HUNTER SER	314.50	1	314.50
POSTNET TX162	313.25	4	78.31
PCI PATTERSON VETERINA	312.86	1	312.86
AMER SOC CIVIL ENGINEERS	311.00	1	311.00
W HOTELS	308.69	1	308.69
FLANAGANS MUFFLER SHOP	308.00	3	102.67

Nueces County
Transaction Totals by Vendor YTD
For the 12 months ending 09/28/2018

Merchant	Amount	Transaction Count	Average Transaction
WRIGHT MATERIALS INC	308.00	2	154.00
IN PRO TECH MECHANICAL	307.50	1	307.50
BUILDERSFIRSTSOURCE62601	306.81	3	102.27
VIOLETWATERSUPPLY VCN	304.06	3	101.35
CARS 4 CREDIT	301.42	3	100.47
SERVPRO OF CORPUS CHRISTI	300.13	1	300.13
PAYPAL ALLIANCEFOR	300.00	1	300.00
IN PROTECTIVE POWDER COA	300.00	1	300.00
SQ AMERICAN OVERLA	300.00	1	300.00
INSTITUTE OF TRANSPORTATI	300.00	1	300.00
TEXAS MUNICIPAL COURTS ED	300.00	1	300.00
CDW GOVT #LHJ8299	300.00	1	300.00
BJ'S FAMOUS UNIFORMS	298.79	6	49.80
HAMPTON INN VICTORIA	297.60	3	99.20
CERTIFIED LABORATORIES	297.40	2	148.70
FORESTRY SUPPLIERS INC	297.00	1	297.00
CDW GOVT #5105-5211	295.68	2	147.84
BLUEPRINTS CONFERENCES	295.00	1	295.00
IN ACADEMIC CHURCH & CHO	294.00	1	294.00
SQ WINDSHIELD EXPRESS OF	294.00	2	147.00
SLEEP INN GONZALES	293.80	2	146.90
FERGUSON ENT #1594	292.89	2	146.44
TDLR BOILER INVOIC	286.82	2	143.41
STAMP CONNECTION	286.65	2	143.32
FOURPAIR.COM	285.45	3	95.15
UT WEB TXSHOP	285.00	5	57.00
ES COLLEGE STATION	283.16	1	283.16
RESIDENCE INN HOUSTON	283.14	4	70.78
BLOCK AND COMPANY	282.82	1	282.82
GARDNER AUTOMOTIVE	282.81	1	282.81
HILTON SAN ANTONIO HOTEL	282.54	1	282.54
CARRS CLEANERS & LNDRY	280.50	1	280.50
PLA	280.00	1	280.00
HALFMOON EDUCATION	279.00	1	279.00
PAYPAL MIKE DAVIS	278.16	2	139.08
SQ B-GREENER INDUSTRIAL	277.50	1	277.50
ICS JAIL SUPPLIES INC.	277.10	2	138.55
FERGUSON SAFETY PRODUCT	276.08	1	276.08
GALVAN TOWING	275.00	2	137.50
ARCHITECTURAL TESTING INC	275.00	1	275.00
SOUTHWES 5261445434258	274.60	1	274.60
SOUTHWES 5261445434259	274.60	1	274.60

Nueces County
Transaction Totals by Vendor YTD
For the 12 months ending 09/28/2018

Merchant	Amount	Transaction Count	Average Transaction
CDW GOVT #1240-5211	272.71	1	272.71
SQ RCN COMMUNICATI	272.49	2	136.24
WYLIE SPRAYERS - CORPUS	271.68	1	271.68
U-HAUL-CT-CROSSTOW #83262	270.42	1	270.42
D & C FENCE CO INC	270.00	1	270.00
WOODY S TRUCK CENTER	269.84	5	53.97
CULLIGAN	268.87	10	26.89
BREEZE ENERGY LLC	267.61	3	89.20
THRIFTY CAR RENTAL	265.56	1	265.56
AMBIT TEXAS LLC	265.09	3	88.36
LABELS ETC INC	262.18	2	131.09
LUBRICATION STATION	259.86	4	64.96
CEECO	259.50	1	259.50
WONDER WORKSHOP	258.00	1	258.00
GALLS	257.00	3	85.67
SPOK INC	256.33	1	256.33
MOMAR INC	255.97	1	255.97
JASONS DELI #616	254.35	2	127.18
HARBOR FREIGHT TOOLS 680	253.85	6	42.31
AMZN MKTP US MT46O8GF0	253.59	1	253.59
BATTERY UNIVERSE	252.76	1	252.76
TXTAG 888 468 9824	250.19	12	20.85
PAYPAL GIDLEETEXIN	250.00	1	250.00
ECHELON HTS INC	250.00	1	250.00
TEXAS WILDLIFE ASSOCIATI	250.00	1	250.00
INTERNATIONAL PUBLIC MANA	250.00	1	250.00
PAYPAL ROTARYCORPU	250.00	1	250.00
TEXAS DEER ASSOCIATION	250.00	1	250.00
CDW GOVT #3360-5211	249.57	1	249.57
CDW GOVT #0120-5211 PU	249.57	1	249.57
WASHING EQUIPMENT OF T	248.08	1	248.08
HILTON ADVPURCH8002367113	247.80	1	247.80
TFS FISHER SCI ATL	246.04	1	246.04
TFS FISHER SCI HUS	246.04	1	246.04
SCHLOTZSKYS 1118	245.16	2	122.58
CVENT TCDRS	245.00	1	245.00
PAYPAL RMBFAIRGROU	245.00	7	35.00
TACERA	245.00	1	245.00
OTC BRANDS INC.	244.84	2	122.42
DEALERS ELECTRICAL #40	243.30	2	121.65
GIH GLOBALINDUSTRIALEQ	243.18	1	243.18
THE LOCK PEOPLE	241.92	1	241.92

Nueces County
Transaction Totals by Vendor YTD
For the 12 months ending 09/28/2018

Merchant	Amount	Transaction Count	Average Transaction
SAMES KINGSVILLE FORD	241.12	1	241.12
CORPUS CHRISTI GASKET AND	240.00	2	120.00
BESTBUYCOM805556035487	239.96	1	239.96
MAS MODERN MARKETING	239.88	1	239.88
SOUTHWES 5261481160497	239.60	1	239.60
LA QUINTA INN SUITES	236.96	1	236.96
HEB #139	236.85	1	236.85
PAYPAL COASTALBEND	236.75	8	29.59
A & C FIRE EQUIPMENT CO	233.35	1	233.35
WALGREENS #3637	231.99	1	231.99
THE FRAME UP	231.25	2	115.62
5TH CIRCUIT CT/APP PAYGOV	231.00	1	231.00
DISCOUNT LOCKSMITH AND SU	230.10	3	76.70
DIAMONDBACK BOOTS AND OUT	230.00	2	115.00
AUTOZONE 4216	229.57	10	22.96
M2SYS	228.66	1	228.66
ALPHACARD	226.88	2	113.44
ASHRAE	226.00	1	226.00
PAYPAL TXCHIEFDEPU	225.00	1	225.00
WWW.TXPPA.ORG	225.00	3	75.00
ASME	225.00	1	225.00
ZACHRY PUBLICATIONS	225.00	1	225.00
DISCOUNT AUTO PARTS	223.49	1	223.49
EXCEPTIONAL REPORTING SE	223.10	2	111.55
OREILLY AUTO #0712	222.04	2	111.02
PRINTING DYNAMICS	220.00	3	73.33
RABALAIS I&E CONST.	220.00	1	220.00
VIP CAR WASH & LUBE	219.45	4	54.86
EMEDCO	218.56	2	109.28
DRURY INN MCALLEN	218.48	1	218.48
TEXAS SECRETARY OF STATE	215.14	3	71.71
PEAVEY CORP.	215.00	1	215.00
DNH GODADDY.COM	214.84	2	107.42
SCOTT EQUIPMENT INC	213.63	1	213.63
SUPER 8 MOTEL	212.00	8	26.50
BEST WESTERN PLUS GEORGTW	211.54	1	211.54
HOTEL ELLA	210.68	1	210.68
DOLLAR TREE	209.99	8	26.25
OREILLY AUTO #2292	209.97	5	41.99
RACK SOLUTIONS INC	209.69	1	209.69
STATE BAR TX - MCLE-W	203.68	2	101.84
GUITAR CENTER #448	203.17	2	101.58

Nueces County
Transaction Totals by Vendor YTD
For the 12 months ending 09/28/2018

Merchant	Amount	Transaction Count	Average Transaction
FEDEX 27803692	202.28	1	202.28
BROWNWOOD INN & SUITES	201.14	1	201.14
RAYALLEN.COM JJDOG.COM	201.13	4	50.28
CORNER STORE 1501	200.91	6	33.48
SPRINGHILL SUITES MARR	200.07	1	200.07
AMERICAN SHORE & BEAC	200.00	1	200.00
STANTON OPTICAL	200.00	1	200.00
SQ TEXAS SIGN EXPRESS	200.00	1	200.00
TEXAN GLASS - SOUTH INC	200.00	1	200.00
TXST ALERRT	200.00	1	200.00
ELI RESEARCH NC 800 223	199.00	1	199.00
LUCKY EAGLE HOTEL	198.00	1	198.00
ANIMAL CARE TECHNOLOGIES	198.00	2	99.00
SQ BANUELOS TIRE P	198.00	13	15.23
DELTA AIR 0062396673733	196.80	1	196.80
IN ID CARD CONSULTANTS	196.31	2	98.16
OREILLY AUTO #0592	195.92	3	65.31
PAYPAL WONDERIDEA	195.00	13	15.00
ACFE	195.00	1	195.00
LAQUINTA INN & SUITES	194.74	1	194.74
NUECES CO TX - GOV PAY FE	194.22	64	3.03
ROADSIDE INC	193.97	1	193.97
HOTELBOOKINGHILTONGAR	193.09	1	193.09
NUECES COUNTY MED SCTY	190.00	1	190.00
MIDAS AUTO CENTER	189.77	3	63.26
CORNER STORE 0135	189.08	6	31.51
SHRM MEMBER600895935	189.00	1	189.00
PROMOTIONS NOW	188.14	1	188.14
HEB #413	188.00	1	188.00
SP WILDSEED FARMS	188.00	1	188.00
IRV THOMAS HONDA SUZUKI	187.95	1	187.95
LA QUINTA INN & SUITES	187.58	2	93.79
CHANGE COMPANIES THE	186.78	1	186.78
MIKE WANZER A/C CO.	186.50	1	186.50
CDW GOVT #1200-5211 -	186.29	1	186.29
SAFER SOCIETY FOUNDA	186.00	2	93.00
SOUTHWES 5268792638334	185.96	1	185.96
COLOR SOURCE	184.50	2	92.25
GAMBLER SPECIALTIES INC	184.00	1	184.00
FASTENAL COMPANY01	183.73	3	61.24
HOME2 SUITES	182.85	1	182.85
KIKOS MEXICAN FOOD	182.58	2	91.29

Nueces County
Transaction Totals by Vendor YTD
For the 12 months ending 09/28/2018

Merchant	Amount	Transaction Count	Average Transaction
SCHLOTZSKYS 1120	181.73	2	90.86
HOLIDAY INN EXP AUSTIN	180.55	1	180.55
UFIRST UNIFIRST CORP	180.52	1	180.52
RIVERSIDE VETERINARY CLIN	180.00	2	90.00
CO. & DIST CLK ASSOC OF T	179.99	4	45.00
LOWES #00907	179.40	1	179.40
SQ BLG DELI / SCHLOTZSKY	178.85	2	89.42
CDW GOVT #3700-5211	177.66	3	59.22
DISCOUNT AUTO PARTS 2	177.37	3	59.12
A1 ELECTRIC AUTO SERVICE	176.70	1	176.70
LA QUINTA INNS 0567	176.10	1	176.10
BIRDIE IMAGING SUPPLIES I	175.50	1	175.50
AMAZON.COM MT65W0LJ0	175.23	1	175.23
EB 2ND ANNUAL SOUTH T	175.07	1	175.07
STATE BAR TX-CLE DEPT	175.00	1	175.00
HINOJOSAS UPHOLSTERY	175.00	1	175.00
TROPHYLAND	174.95	2	87.48
PAYPAL 4 LESS CO	174.40	2	87.20
JOHNSTONE SUPPLY OF C C	174.04	4	43.51
HOLIDAY INN & SUITES	174.02	2	87.01
PAYPAL ZARATESTEEL	174.00	1	174.00
CRAFCO INC	173.96	2	86.98
LA MICHOACANA BAKERY INC	171.47	5	34.29
GILL LANDSCAPE NURSERY	170.80	1	170.80
FEDEX 28749181	170.02	1	170.02
EB APA TX SOUTHMOST S	170.00	2	85.00
IN B & R TELEPHONE LLC	169.90	1	169.90
AIR & FILTERS 2	169.80	3	56.60
1000BULBS.COM	169.51	5	33.90
AN BUICK GMC CORPUS CH	169.34	2	84.67
CBI COREL	169.00	1	169.00
HEB #210	168.90	11	15.35
LONE STAR COURT	167.90	3	55.97
HEB #253	167.53	2	83.76
SILSBEE FORD	166.75	1	166.75
IN ALLISON TRANS TECH LL	166.50	2	83.25
HORIZON DISTRIBUTOR- 263	165.71	3	55.24
GRAF PLUMBING	165.00	1	165.00
HEB #022	164.41	3	54.80
RAWS CORP	162.32	1	162.32
TURFCO GRASS FARMS	161.66	1	161.66
AMZN MKTP US MT6NW0OR2	161.48	1	161.48

Nueces County
Transaction Totals by Vendor YTD
For the 12 months ending 09/28/2018

Merchant	Amount	Transaction Count	Average Transaction
MODERN PHARMACY	161.01	1	161.01
O'CONNOR'S	161.00	1	161.00
WPY HOLLY DOGGETT	160.32	3	53.44
TEXAS OVERHEAD DOOR	158.00	1	158.00
MARRIOTT JW HOUSTON	157.95	1	157.95
CCI HOTEL RESERVATION	157.46	1	157.46
SHAFFERS MUFFLER AND AUTO	155.96	11	14.18
CANDLEWOOD SUITES ASTN NW	155.25	1	155.25
EB TEXAS CHILDREN IN	155.14	1	155.14
TAPS CONTRIBUTION	155.00	1	155.00
PMI - MEMBER AUTO RENEW	154.00	1	154.00
SQ FENCING INC. OF	154.00	1	154.00
PAYPAL ZHOUHAIBO	152.93	1	152.93
FEDEX 29194676	152.50	1	152.50
BOOTIE SHOE COVER INC	150.60	1	150.60
DISCOUNT POWER	150.48	1	150.48
RUBENS FLEET SERVICE	150.40	1	150.40
IACP	150.00	1	150.00
THE CENTER FOR AMERICA &	150.00	2	75.00
SQ MIRANDA'S PAINT AND B	150.00	1	150.00
NASW ONLINE	150.00	1	150.00
LAWLEYS GARDEN CORNER FEE	150.00	2	75.00
ENSYSTEX II	150.00	1	150.00
BESTBUYCOM805526079725	149.99	1	149.99
DOUBLETREE BY HILTON GALV	149.98	1	149.98
HOWARD S BAR B QUE	149.50	1	149.50
THE SHARP SHOOTER	149.35	4	37.34
BAY AUTO SERVICE	148.99	2	74.50
LA QUINTA INNS 0907	147.82	1	147.82
HOUSE OF ROCK	147.20	2	73.60
IN NRO POLICE SUPPLY	147.18	1	147.18
CDW GOVT #1900-5686/40	146.28	1	146.28
GOVERNMENT FINANCE	145.00	1	145.00
BAYMONT INN COLLEGE ST	144.81	1	144.81
SQ DISTRICT 11 AE4-HA	144.60	5	28.92
JAMES CAP - ALLE2	144.52	1	144.52
J R ELECTRIC	144.21	1	144.21
CDSK9TRACK	144.00	1	144.00
KEYSTONEPES	142.25	1	142.25
NETFLIX.COM	140.87	14	10.06
NACE INTERNATIONAL	140.00	1	140.00
EXTENDEDSTAY #9702	139.98	2	69.99

Nueces County
Transaction Totals by Vendor YTD
For the 12 months ending 09/28/2018

Merchant	Amount	Transaction Count	Average Transaction
SQ JMJ BUSINESS EQUIPMEN	139.90	2	69.95
HAMPTON INN BROWNWOOD	139.40	2	69.70
IDRIVE.COM	139.00	2	69.50
RC REPAIRCLINIC.COM	138.99	1	138.99
STAPLS7184514117000004	137.98	1	137.98
ATLAS PHONES	137.89	1	137.89
GATE SUPPLIES	137.02	1	137.02
NENA	137.00	1	137.00
WWW.SPEEDWELLTARGETS.C	136.75	1	136.75
HILTON HOTELS	136.41	1	136.41
SHORELINE PLUMBING	135.00	1	135.00
SECURETECH	135.00	1	135.00
LIVESTOCK WEEKLY	135.00	1	135.00
LIBERTY POWER HOLDINGS	133.47	1	133.47
CDW GOVT #1250-5211	132.47	1	132.47
SHELL OIL 57546139809	132.24	2	66.12
TSBPA IND LIC RENE	132.00	2	66.00
MOORE SUPPLY COMPANY	130.87	2	65.44
NAYLOR'S FARM & RANCH SUP	130.43	2	65.22
NEVILL DOCUMENT SOLUTIONS	130.00	1	130.00
PAYPAL ALLENCIVILP	129.43	1	129.43
AVCO KEYRINGS	129.27	1	129.27
SP CHEPLEX FIVE STAR LIM	129.25	2	64.62
JACKS SMALL ENGINES & GEN	129.17	2	64.58
BEST WESTERN PLUS AUSTIN	128.79	1	128.79
SQ CZECH-MEX BAKERY & CA	128.29	1	128.29
ISLA GRAND BEACH RESORT	127.54	1	127.54
FEDEX 252843437	127.40	1	127.40
MUELLER INC STORE 27-CCH	126.62	1	126.62
SHAFFER MUFFLER AND AUTOM	125.60	1	125.60
IDENTOGO - TSA TWIC	125.25	1	125.25
IN AWESOME LAWN CARE	125.00	1	125.00
SQ EMERGENCY MANAGEMENT	125.00	1	125.00
MEETING REGISTRATIO	125.00	1	125.00
HOTELS.COM146429842627	124.57	1	124.57
FEDEX 29878864	123.22	1	123.22
HOTELS.COM145594763673	123.14	1	123.14
USPS PO 4876650380	122.78	15	8.19
STAPLS7184514117000005	120.80	1	120.80
SQ D-9 ALPHA ZETA CHAPTE	120.00	2	60.00
SOUTH PADRE ISLAND PEDIAT	120.00	1	120.00
AGENT FEE 8900735414802	120.00	1	120.00

Nueces County
Transaction Totals by Vendor YTD
For the 12 months ending 09/28/2018

Merchant	Amount	Transaction Count	Average Transaction
TRUCKERS EQUIPMENT	119.95	1	119.95
ROOMMATES CARRY OUT INTER	119.90	1	119.90
IN ROADRUNNER MAPS INC.	119.27	2	59.64
THE ROCKIN G OIL C	119.03	2	59.52
JO'S PACKARD TIRE SVC	117.34	5	23.47
ATT BUS PHONE PMT	115.85	1	115.85
AGEX BOOKSTORE	115.58	2	57.79
NATIONAL REGISTRY EMT	115.00	1	115.00
WEATHERTECH DIRECT LLC	114.95	1	114.95
BELLA BISTRO	114.74	2	57.37
HD REPLACEMENT PARTS	114.27	1	114.27
DSHS REGULATORY PR	114.00	2	57.00
AUTOZONE #1416	113.96	3	37.99
IN P & S SCALE CO INC	113.20	1	113.20
TREMCO POLICE PRODUCTS	112.65	1	112.65
TEXAS FIRST RENTALS-	112.53	1	112.53
EXXONMOBIL 99020240	112.01	2	56.00
SWIFF-TRAIN-CORPUS CHRI	111.46	3	37.15
IN NATIONAL NARCOTIC DOG	110.00	1	110.00
SQ CORPUS CHRISTI	110.00	1	110.00
EYEMART EXPRESS #017	109.90	1	109.90
EXECUTIVE INN AND SUITES	108.10	1	108.10
RAM PRODUCTS LTD.	107.93	1	107.93
MILLERS BBQ ON WEBER	107.60	1	107.60
LNR LUNARPAGES WEBHOST	107.40	1	107.40
FEDEX 26698158	106.35	1	106.35
SALLY BEAUTY #2066	106.14	2	53.07
GALLS HQ	105.00	1	105.00
BESTBUYCOM805557639242	104.98	1	104.98
SHOPLET.COM	104.19	1	104.19
TRACTOR SUPPLY #1370	103.90	1	103.90
VETERAN ENERGY LLC	103.26	1	103.26
SIRCHIE FINGER PRINT LABO	103.11	1	103.11
HAMPTON INN COLLEGE ST	103.02	1	103.02
CDW GOVT #1200-5211 TA	102.64	1	102.64
OMNI CORPUS CHRISTI	102.35	1	102.35
GAYLORD TEXAN FRONT DE	100.65	1	100.65
ACT TCEQ	100.00	1	100.00
AGENT FEE 8900736184518	100.00	1	100.00
EMBASSY SUITES BY HILTON	100.00	1	100.00
TEXAS POLICE ASSOCIATION	100.00	1	100.00
COTTONWOOD SOFTWARE	100.00	1	100.00

Nueces County
Transaction Totals by Vendor YTD
For the 12 months ending 09/28/2018

Merchant	Amount	Transaction Count	Average Transaction
PESI INC	99.99	1	99.99
GOOGLE WDT	99.99	1	99.99
BOOT BARN #169/BASKINS	99.98	1	99.98
SHORELINE SANDWICH	99.25	2	49.62
TRAININGCENTER/HRCERTIFI	99.00	1	99.00
COMFORT INN & SUITES	98.31	1	98.31
DOCUGRAPHIX PLUS	97.00	1	97.00
GULF COAST PAPER COM	96.97	1	96.97
WINGSTOP 312	96.74	1	96.74
STAC INC	96.27	1	96.27
OFFICE DEPOT #5910	95.76	1	95.76
IN INTEGRITY COMMUNICATI	95.00	1	95.00
SQ ABSOLUTE WRECKER & ST	95.00	1	95.00
LA QUINTA INNS 0522	94.30	1	94.30
MY BINDING COM	93.59	1	93.59
CDW GOVT #1380-5211	93.21	1	93.21
ARMSTRONG LUMBER COMPANY	93.14	7	13.31
TOWNEPLACE SUITES	93.00	1	93.00
HAWTHORN SUITES BY WINDH	93.00	1	93.00
TX MUSEUM STORE	92.95	1	92.95
PRODRIVE AUTO SERVICES	92.65	1	92.65
BEST WESTERN HERITAGE INN	92.43	1	92.43
AMER ASSOC NOTARIES	91.94	1	91.94
AUTOZONE #4215	90.90	5	18.18
COUNTY PROGRESS	90.00	2	45.00
CORNER STORE 1502	90.00	2	45.00
COMFORT SUITES	89.27	3	29.76
MEDINA MUFFLER SHOP	89.00	2	44.50
PAYPAL BESTBUY COM	88.75	1	88.75
MONARCH WATCH	88.40	1	88.40
PAYPAL DBSA	87.70	1	87.70
SQ RODOLFO DAVILA	87.00	1	87.00
RUSH TRK CTR CORPUS CHRI	86.90	1	86.90
CARISMA EXPRESS CAR WA	86.90	2	43.45
CONTINENTAL BATTERIE	86.45	1	86.45
FIRESTONE678783	85.45	1	85.45
NUECES WATER SUPPLY CORPO	84.95	1	84.95
ANDERSON MACHINERY CO	84.94	1	84.94
TANITA COMPETITVEEDGE	84.60	1	84.60
FEDEX 25600097	84.28	1	84.28
AMIGOS EQUIPMENT CORPORAT	83.53	2	41.76
AVL BOOKBABY	83.47	2	41.74

Nueces County
Transaction Totals by Vendor YTD
For the 12 months ending 09/28/2018

Merchant	Amount	Transaction Count	Average Transaction
PRINT TO MAIL BY DELUXE	82.25	1	82.25
BUS MGMT DAILY	82.08	1	82.08
VALLEY PUMPS INC.	82.00	1	82.00
DIESEL ENGINE AND INJECTI	81.50	2	40.75
PAYPAL CULLNARYDEP	81.44	1	81.44
HOTWIRE-SALES FINAL	81.24	1	81.24
UNION TAXI COOPERATIVE	80.37	1	80.37
IN CORPUS CHRISTI CONTAI	80.00	1	80.00
COASTALCHILDRENSCLINIC	80.00	1	80.00
FSSW - CEUS	80.00	6	13.33
AGENT FEE 8900735414801	80.00	1	80.00
WALMART GROCERY	79.98	1	79.98
SONESTA HOTELS	79.65	1	79.65
BLUFFALO WINGS CO	79.00	1	79.00
FEDEX 26755184	78.80	1	78.80
HC WAREHOUSE/BUCKSTAFF	78.80	1	78.80
CLIPSANDFASTENERS	78.66	1	78.66
FEDEX 391076264	78.07	1	78.07
STAGECOACH INN OF WOOD	77.97	1	77.97
FEDEX 380645025	77.88	1	77.88
PROMOTESOURCE	77.86	1	77.86
BOB S CITY GARAGE	76.50	1	76.50
WAL-MART #0442	76.24	2	38.12
MICROSOFT OFFICE 365	75.76	1	75.76
FEDEX 168590796	75.35	1	75.35
DOUBLE TUFF TRUCK TARPS I	74.68	1	74.68
SP CROWD CONTROL WAR	74.62	1	74.62
FEDEX 164719883	74.46	1	74.46
PHILLIPS 66 - SKIPPERS 10	72.00	1	72.00
HILTON HOTEL AUSTIN	71.37	4	17.84
LOWES #01763	71.22	1	71.22
FEDEX 163988833	71.14	1	71.14
FEDEX 163263321	71.14	1	71.14
CDW GOVT #MQR7847	70.44	1	70.44
HALF PRICE BOOKS #015	70.00	1	70.00
USPS PO 4871900373	70.00	1	70.00
WILKINSON VETERINARY CLIN	70.00	2	35.00
FEDEX 25910253	69.73	1	69.73
71930 - MLK SELF PARK	69.00	5	13.80
COURTYARD BY MARRIOTT-	68.67	1	68.67
CULLIGAN/ULTRAPURE WAT	68.25	1	68.25
EXXONMOBIL 47796172	68.00	1	68.00

Nueces County
Transaction Totals by Vendor YTD
For the 12 months ending 09/28/2018

Merchant	Amount	Transaction Count	Average Transaction
STAPLES TIRE & AUTOMOTIVE	67.58	1	67.58
ROBSTOWN CLEANERS	67.05	2	33.52
THE WEBSTAIRANT STORE	66.02	1	66.02
VISTAPR VISTAPRINT.COM	65.91	2	32.96
FEDEX 29444938	65.78	1	65.78
EXXONMOBIL 47793773	65.00	1	65.00
ABSOLUTE WRECKER	65.00	1	65.00
ACURITE.COM	64.95	1	64.95
TEXAS GUN SHOP INC	64.92	1	64.92
COASTAL HVAC SUPPLY	64.92	1	64.92
PAYPAL M2SYS	64.33	1	64.33
BUC-EES #30	64.28	2	32.14
FACEBK MQH86EA9T2	63.16	1	63.16
RR DONNELLEY-PAYMETRIC	63.01	1	63.01
SHELL OIL 57545310500	63.00	9	7.00
GREATSTATE TRANSMISSIONS	62.99	1	62.99
USPS PO BOXES ONLINE	62.00	1	62.00
FACEBK FVLEKDJ9T2	61.52	1	61.52
TAXI SVC DALLAS	61.47	1	61.47
DUBS GARAGE	60.38	1	60.38
IN SUPERGLASS WINDSHIELD	60.00	2	30.00
MALL SHOE SERVICE	60.00	1	60.00
GOVERNMENT PAYMENTS	60.00	15	4.00
SHELL OIL 42664220132	60.00	1	60.00
ALON 7-ELEVEN #10	59.73	1	59.73
COUNTERTOPBRACKET.COM	59.64	1	59.64
EXXONMOBIL 48099196	59.00	1	59.00
EXXONMOBIL 45967064	59.00	1	59.00
CHEVRON 0376590	59.00	1	59.00
SOUTHWES 5268761689099	58.98	1	58.98
ISLE MAIL AND M	58.78	1	58.78
WHTABRGR GFTCRD Q26	58.60	1	58.60
FEDEX 247314174	58.22	1	58.22
FEDEX 26420850	57.90	1	57.90
CVS/PHARMACY #06989	57.59	1	57.59
A AND C FIRE EQUIPMENT	57.00	1	57.00
FEDEX 97660549	56.99	1	56.99
MINIT MAN #2	56.83	1	56.83
ADVANCE AUTO PARTS #8429	56.27	1	56.27
ALICE ECHO NEWS JOURNAL C	56.00	2	28.00
CONOCO - YESWAY 1068	56.00	1	56.00
RANCLAND	56.00	1	56.00

Nueces County
Transaction Totals by Vendor YTD
For the 12 months ending 09/28/2018

Merchant	Amount	Transaction Count	Average Transaction
OFFICE DEPOT #1080	55.99	1	55.99
OFFICE DEPOT #1079	55.99	1	55.99
SHERWIN WILLIAMS 708584	55.82	1	55.82
AUTOZONE #4211	55.77	2	27.88
SHELL OIL 57543427801	55.06	1	55.06
GULLY HURST LLC	54.90	1	54.90
UNITED REFRIG BR #76	54.79	1	54.79
HEB GAS #426	54.16	1	54.16
AVNGATE MOVAVI.COM	54.07	1	54.07
CFW COMMERCE ST GARAGE	54.00	3	18.00
PROFESSIONAL EDUC SERV	53.55	1	53.55
PCC 2204	53.50	1	53.50
PAYPAL E-COMMERCE	52.80	1	52.80
SHELL OIL 57543033203	52.29	1	52.29
CORNER STORE 1500	52.03	1	52.03
7-ELEVEN 36030	52.00	1	52.00
SE40808	51.00	2	25.50
SHELL OIL 12508723009	51.00	1	51.00
JOS PACKARD TIRE SVC	51.00	2	25.50
GULF COAST HUMANE SOCIETY	50.00	1	50.00
PAYPAL NORTHTXAMS	50.00	1	50.00
STUNTCAMS.COM	50.00	1	50.00
PAYPAL NHMA	50.00	1	50.00
EXXONMOBIL 48254361	50.00	1	50.00
UNITED 0162609979014	50.00	1	50.00
IN SHERIFF'S ASSOCIATION	50.00	2	25.00
TEXAS ENVIRONMENTAL HEALT	50.00	1	50.00
FAST LANE 34	50.00	1	50.00
SHELL OIL 10001180008	50.00	1	50.00
HEB #643	49.74	4	12.44
NFPA NATL FIRE PROTECT	49.00	1	49.00
DRI FAASOFT VIDEO CONV	48.71	1	48.71
JACKS #7	48.50	1	48.50
SHI SMARTPRACT#1875365	47.50	1	47.50
PCC 1005	47.37	2	23.68
AUTOZONE #1344	46.99	1	46.99
PETCO 2405 63524052	46.99	1	46.99
AMERICAN AIR0010632972177	46.64	1	46.64
VAQUEROS M R	46.47	1	46.47
FEDEX 388354883	46.19	1	46.19
PAYPAL CHAPMANCHEV	46.07	1	46.07
PHILLIPS 66 - LOWES FUEL	46.01	1	46.01

Nueces County
Transaction Totals by Vendor YTD
For the 12 months ending 09/28/2018

Merchant	Amount	Transaction Count	Average Transaction
CE4LESS COM	45.91	2	22.96
UPS 1Z2T857WP216557150	45.63	1	45.63
UPS 1Z2T857WP207745740	45.63	1	45.63
MIDWAYUSA COM	45.11	1	45.11
TMOBILE LAW RELATION	45.00	1	45.00
WALGREENS #10945	44.99	1	44.99
FEDEX 167363296	44.99	1	44.99
EXXONMOBIL 45362159	44.90	4	11.22
PPG PAINTS 9674	44.41	1	44.41
LOVES TRAVEL S00003756	44.24	1	44.24
EXXONMOBIL 45927472	44.02	1	44.02
SHELL OIL 57543429203	44.00	1	44.00
DANNYS TIRE SERVICE	44.00	5	8.80
FACEBK GVLEKDJ9T2	43.96	1	43.96
AMZN MKTP US MT7MC83N1	43.28	1	43.28
PP 5 STAR TAXI	43.05	1	43.05
EXXONMOBIL 48199830	42.67	1	42.67
SHELL OIL 57541282505	42.50	1	42.50
ULINE SHIP SUPPLIES	42.43	1	42.43
SQ STICKER XPRESS	42.00	6	7.00
TXDPS CRIME RECS	41.91	8	5.24
ANTIGRAVITYBATTERI	41.85	1	41.85
AUTOZONE #1332	40.03	1	40.03
SQ SOUTH TEXAS SOC	40.00	1	40.00
AGENT FEE 8900729284177	40.00	1	40.00
SHELL OIL 12484972000	40.00	1	40.00
AGENT FEE 8900709830191	40.00	1	40.00
AGENT FEE 8900726998873	40.00	1	40.00
AGENT FEE 8900734719774	40.00	1	40.00
AGEX SOIL TESTING LAB	40.00	1	40.00
AGENT FEE 8900729284189	40.00	1	40.00
AGENT FEE 8900755055541	40.00	1	40.00
AGENT FEE 8900735094205	40.00	1	40.00
AGENT FEE 8900737487766	40.00	1	40.00
AGENT FEE 8900737487755	40.00	1	40.00
SUPER EXPRESS	40.00	1	40.00
AGENT FEE 8900737123420	40.00	1	40.00
AGENT FEE 8900731077693	40.00	1	40.00
PETCO 2423 63524235	39.98	1	39.98
BARNES & NOBLE #2818	39.92	1	39.92
WWW.NOTARYPUBLICS.COM	39.37	1	39.37
DAYTON FUEL STOP	39.02	1	39.02

Nueces County
Transaction Totals by Vendor YTD
For the 12 months ending 09/28/2018

Merchant	Amount	Transaction Count	Average Transaction
ADVANCE AUTO PARTS #8079	38.97	2	19.48
SQ TRANSPORTATION	37.50	1	37.50
PAYPAL STEELCITYSU	36.95	1	36.95
FACEBK JQH86EA9T2	36.84	1	36.84
HCTRA EZ TAG ONLINE	36.25	2	18.12
CORNER STORE 1505	36.02	1	36.02
HOTELBOOKINGSERVFEE	35.97	3	11.99
LEXVID SERVICES INC	35.75	1	35.75
CORNER STORE 1499	35.66	1	35.66
PAYPAL ANCISCOCORP	35.00	1	35.00
CORNER STORE 1314	35.00	1	35.00
INSTITUTE SUPPLY MGMT	35.00	2	17.50
AUTOZONE #1419	34.99	2	17.50
STRIPES 0963927900	34.56	1	34.56
LONE STAR OVERNIGHT	34.47	1	34.47
BURLINGTON STORES177	33.53	1	33.53
FACEBK GEEQND29T2	33.15	1	33.15
SQ DFW TAXI	32.45	1	32.45
OREILLY AUTO #0634	32.17	1	32.17
NAYLORS FARM & RANCH SUPP	32.08	2	16.04
OFFICE DEPOT #628	31.98	1	31.98
DRI CRASHPLAN PRO	31.95	11	2.90
FEDEX 382775091	31.34	1	31.34
PENGAD INC	30.55	1	30.55
PORT ARANSAS HARDWARE	30.15	2	15.08
EB MID COAST HURRICAN	30.00	1	30.00
PROGRESSIVE CAR WASH	30.00	3	10.00
SAYMORE TROPHY COMPANY	30.00	1	30.00
AMAZONPRIME MEMBERSHIP	28.12	4	7.03
ABM NAVY PIER 2006	28.00	1	28.00
UPS 1Z2T857WP210308377	27.81	1	27.81
UPS 1Z2T857WP212563365	27.81	1	27.81
UPS 1Z2T857WP202305135	27.66	1	27.66
UPS 1Z2T857WP213531325	27.66	1	27.66
UPS 1Z2T857WP206240313	27.66	1	27.66
SPEEDWAY 07363 180	27.42	1	27.42
VCN STLOUISCOUNTY	26.80	1	26.80
PAYPAL TEXASDIVISI	26.36	1	26.36
PAYPAL LOUIESIPES	26.00	1	26.00
OFFICE DEPOT #416	25.99	1	25.99
AMERICAN LIBRARY ASSN	25.20	1	25.20
TX DPS DL	25.00	1	25.00

Nueces County
Transaction Totals by Vendor YTD
For the 12 months ending 09/28/2018

Merchant	Amount	Transaction Count	Average Transaction
SHELL OIL 57524793007	25.00	1	25.00
STATE BAR TX-CERT OF G	25.00	1	25.00
AMERICAN AIR0010283903522	25.00	1	25.00
DRIVERSED.COM-TS	25.00	1	25.00
COURTS/USDC-TX-PAY	25.00	1	25.00
UNITED 0162605919213	25.00	1	25.00
AMERICAN AIR0010283614683	25.00	1	25.00
IPSA	25.00	1	25.00
UNITED 0162608904879	25.00	1	25.00
UNITED 0162605797980	25.00	1	25.00
AUTOZONE #1335	24.64	1	24.64
SHELL OIL 57543446207	24.44	1	24.44
PAYPAL FTAELECTRON	24.44	1	24.44
THE ISLAND CAR WASH	24.00	2	12.00
SE21019	23.40	2	11.70
OFFICEMAX/OFFICEDEPOT6208	22.99	1	22.99
AT&T T44A 7310	22.73	1	22.73
FEDEX 95553584	22.42	1	22.42
NTTA CUST SVC ONLINE	22.18	2	11.09
OFFICEMAX/OFFICEDEPOT6166	21.99	1	21.99
FIRESTONE678775	21.99	1	21.99
AMZN MKTP US MT26V93Q2	21.98	1	21.98
HABITAT RESTORE	21.94	1	21.94
HAMPTON INN MARKETPLACE	21.66	1	21.66
DRI CRASHPLAN FOR SB	21.30	2	10.65
EXXONMOBIL 97471890	20.55	1	20.55
HERB EASLEY MOTORS	20.51	1	20.51
UPS 1Z2T857WP219168100	20.25	1	20.25
UPS 1Z2T857WP215370693	20.25	1	20.25
BROOKSHIRES FUEL 9	20.09	1	20.09
TEA GED TRANSCRIPT	20.00	4	5.00
SHELL OIL 10003434007	20.00	1	20.00
TOLL/MSB 888-811-4565	19.24	6	3.21
DOLLAR GENERAL #11377	18.40	1	18.40
CHILIS PALESTINE	18.29	1	18.29
CHAMPION INDUSTRIAL SALES	17.60	1	17.60
FACEBK KEEQND29T2	16.85	1	16.85
EXXONMOBIL 47255864	16.73	1	16.73
UPS ADJ00173076203881	15.90	1	15.90
SQ COASTAL HARDWARE LLC	15.27	1	15.27
AMERICAN AIR0010623658864	15.25	1	15.25
AMERICAN AIR0010623662943	15.25	1	15.25

Nueces County
Transaction Totals by Vendor YTD
For the 12 months ending 09/28/2018

Merchant	Amount	Transaction Count	Average Transaction
UPS 1Z2T857WP298323052	15.09	1	15.09
TAMU PARKING PERMITS &	15.00	1	15.00
JORGE BANUELOS TIRES	15.00	1	15.00
CORNER STORE 0145	15.00	1	15.00
SWA EARLYBRD5269800822439	15.00	1	15.00
SWA EARLYBRD5269804973748	15.00	1	15.00
SWA EARLYBRD5269804973750	15.00	1	15.00
SWA EARLYBRD5269800822438	15.00	1	15.00
SWA EARLYBRD5269804973747	15.00	1	15.00
CRAIGS TIRE SERVICE	15.00	1	15.00
SWA EARLYBRD5269804973749	15.00	1	15.00
C AND A SERVICE AND TIRES	14.25	1	14.25
THE ISLAND CAR WASH -	14.00	1	14.00
AN HONDA S CORPUS CHRI	14.00	2	7.00
RICHARDS GARAGE	14.00	2	7.00
MMF POS	13.55	1	13.55
SQ GOSQ.COM MIR MO	13.44	1	13.44
USPS PO 4820280417	13.40	1	13.40
DIESEL ENGINE & INJECTIO	13.23	1	13.23
OFFICE DEPOT #111	12.99	1	12.99
CENTURY THEATRES 434	12.56	1	12.56
CORPUS CHRISTI SAFE &	12.50	1	12.50
AMERICAN AIR0012188145034	12.50	1	12.50
AGAVE JALISCO #4	12.34	1	12.34
METRO PARK LOT 555	12.00	1	12.00
WHEELY CLEAN AUTO WASH	12.00	1	12.00
TIRE EXPRESS	12.00	1	12.00
OCEAN IN MOTION LASER	12.00	1	12.00
NUECES FARM CENTER INC	11.82	1	11.82
FEDEX 28961231	11.54	1	11.54
UPS 1Z2T857WP299468663	11.54	1	11.54
WHATABURGER 467 Q26	10.37	2	5.18
HEFFS BURGER	10.16	1	10.16
SHELL OIL 91002937273	10.00	1	10.00
SUNOCO 0486667900	10.00	1	10.00
TXEFILE 022212124-1	10.00	1	10.00
TEXAS FOOD HANDLER PRO	9.99	1	9.99
SANTA CRUZ GUN LOCKS LLC	9.50	1	9.50
MCDONALD'S F4742	9.50	1	9.50
SQ MAYORGA AUTOMOTIVE LL	8.99	1	8.99
MUNICIPAL SERVICES BUREAU	8.63	1	8.63
FEDEX 29414733	8.27	1	8.27

Nueces County
Transaction Totals by Vendor YTD
For the 12 months ending 09/28/2018

Merchant	Amount	Transaction Count	Average Transaction
FEDEX 95586918	8.08	1	8.08
HEB #057	8.00	1	8.00
OFFICE DEPOT #519	7.99	1	7.99
WHATABURGER 692 Q65	7.77	1	7.77
CHOKO CANYON BAR-B	7.60	1	7.60
ADVANCE AUTO PARTS #2014	7.57	1	7.57
INN OF THE HILLS RESORT	7.00	1	7.00
MINIT MAN #5	7.00	1	7.00
WHATABURGER 524 Q26	6.97	1	6.97
FEDEX 96219810	6.77	1	6.77
DAIRY QUEEN - COMFORT	6.76	2	3.38
USPS.COM ONLINE SHIPPING	6.65	1	6.65
WHATABURGER 286 Q26	6.54	1	6.54
SUBWAY 03516861	6.50	1	6.50
CHICK-FIL-A #01807	6.48	1	6.48
FEDEX 29925042	6.25	1	6.25
SUNOCO 0486272800	5.93	1	5.93
FEDEX 96031402	5.54	1	5.54
FEDEX 28031458	5.50	1	5.50
CROSS BORDER TRANS FEE	5.42	14	0.39
AUSTIN DISTRIBUTING	5.40	1	5.40
SUBWAY 00451328	5.40	1	5.40
IN INFINITY OPERATIONS &	5.20	1	5.20
SUBWAY 03241064	5.08	1	5.08
CAPITOL VISITORS PARKING	5.00	1	5.00
HEB #270	4.87	1	4.87
OREILLY AUTO #1907	4.58	1	4.58
AUTO AIR & VACUUM SERVICE	4.50	3	1.50
SOUTHWEST WHEEL CO. (C	4.48	1	4.48
FEDEX 28377223	4.36	1	4.36
WHATABURGER 111 Q26	4.21	1	4.21
SCHULENBURG/DAIRY QUEEN	3.89	1	3.89
SNAPPY 24	3.78	1	3.78
CORNER STORE 1403	3.67	1	3.67
WHATABURGER 744 Q66	3.59	1	3.59
BILL SERVICING	3.50	1	3.50
WHATABURGER 428 Q26	3.43	1	3.43
COA PARKING METERS	3.00	1	3.00
USA CASH DEPOT VEND	3.00	4	0.75
SUNRISE VENDING LLC	2.70	2	1.35
TXEFILE 021260062-0	2.06	2	1.03
TXEFILE 019696626-0	2.06	2	1.03

Nueces County
Transaction Totals by Vendor YTD
For the 12 months ending 09/28/2018

Merchant	Amount	Transaction Count	Average Transaction
TXEFILE 021217746-0	2.06	2	1.03
TXEFILE 022212124-0	0.29	1	0.29
PAYPAL CORPUSCHRIS	0.01	1	0.01
AGENT FEE 8900735983212	0.00	2	0.00
AMERICAN AIR0017016688414	0.00	2	0.00
AMERICAN FILTRATION	0.00	2	0.00
AMERICAN AIR0012183528479	0.00	2	0.00
UNITED 0167150425030	0.00	2	0.00
MYDRIVERLICENSE.ORG	0.00	4	0.00
SPRINGHILL SUITES AUST	0.00	2	0.00
CCI HOTEL GUESTRESERV	0.00	14	0.00
UNITED 0167150425032	0.00	2	0.00
UNIFORMS AND ACCESSORIES	0.00	2	0.00
AMERICAN AIR0012183528480	0.00	2	0.00
CC BRAKE & CLUTCH SUPPL	0.00	2	0.00
FEDEX 770036935223	-4.00	1	-4.00
SUMMIT ELECTRIC SUPPLY	-11.39	1	-11.39
SAFELITE AUTO GLASS	-38.78	2	-19.39
GRYHNDLINES REF 5809	-42.25	1	-42.25
HEB #223 SSS	-58.80	1	-58.80
WAL-MART #0470 SE2	-81.18	1	-81.18
PLN HOTEL-BOOK-ONLINE	-109.03	1	-109.03
PAYPAL DELMARCOLLE	-180.00	4	-45.00
HOTELBOOKINGHYATTPLAC	-234.98	1	-234.98
TFS FISHER SCI CHI	-246.04	1	-246.04
HOUSTON FREIGHTLINER ACCO	-273.74	2	-136.87
EXPEDIA 7257378916301	-297.92	1	-297.92
DISPUTE-WWW.JOR.BY	-315.00	1	-315.00
FRAUD-ENTRUST ENERGY	-338.08	1	-338.08
UNITED 0162339110537	-395.60	1	-395.60
UNITED 0162339110540	-395.60	1	-395.60
UNITED 0162339110539	-395.60	1	-395.60
UNITED 0162339110536	-395.60	1	-395.60
OMNI HOUSTON HOTEL	-530.01	1	-530.01
SOUTHWES 5260159344095	-546.16	1	-546.16
SOUTHWES 5261447430968	-546.16	1	-546.16
DISPUTE-AT&T BILL PAYMENT	-964.66	2	-482.33
Total	4,085,367.32	14,114	289.45