


Nueces County, Texas

Monthly Financial Report (Unaudited and Unadjusted)

Fiscal Year 2018/2019
For the seven months ended April 30, 2019



Prepared by:

The Nueces County Auditor's Office

Dale Atchley, CPA
County Auditor

Nueces County, Texas
Unaudited Monthly Financial Report
As of April 30, 2019

Table of Contents

County Auditor Letter of Transmittal..... 1

Financial Statements

Balance Sheet - Governmental Funds 4
Statement of Revenue, Expenditures and Changes in Fund Balances - Governmental Funds..... 6
Statement of Net Position - Internal Service Fund 10
Statement of Revenue, Expenditures and Changes in Fund Balance - Internal Service Fund 11
Comparison of Current Year to Prior year Revenues & Expenditures - Group Health..... 13
Comparison of Monthly & year to prior year Revenues & Expenditures - Group Health 14

Budget Revenue Section

Statement of Revenue Budget to Actual with Year to Year Comparison - General Fund 16
Statement of Revenue Budget to Actual with Year to Year Comparison – Road & Bridge 17
Statement of Revenues Budget to Actual - Inland and Coastal Parks 18
Comparison of Current year to prior year total Revenues - Inland and Coastal Parks 19
Statement of Revenues Budget to Actual - Airport 20

Budget Expenditure Section

Statement of Expenditures Budget to Actual - General Fund 22
Comparison of Current year to prior year total Expenditures - General Fund 63
Statement of Expenditures Budget to Actual - Road & Bridge Fund..... 65
Comparison of Current year to prior year total Expenditures - Road & Bridge Fund 66
Statement of Expenditures Budget to Actual - Inland and Coastal Parks 67
Comparison of Current year to prior year total Expenditures - Inland and Coastal Parks 68
Statement of Expenditures Budget to Actual with Year to Year Comparison - Airport fund 69
Statement of Expenditures Budget to Actual - Commissioners Special Revenue Funds 70
Statement of Expenditures Budget to Actual - Commissioners Diabetes Funds 71
Statement of Expenditures Budget to Actual - Commissioners RTA Funds..... 72

Schedules

Schedule of Transfers In and Out by Fund..... 74
Schedule of Capital Projects 75
Summary of Monthly Revenue Report..... 81

Procurement

Procurement Card Totals by Budget Category 84
Procurement Card Totals by Amount 85
Procurement Card Totals by Department 88





AIDEE HERNANDEZ, MBA
FIRST ASSISTANT

ELVA FUENTES, CFE
INTERNAL AUDIT SUPERVISOR

DALE ATCHLEY, CPA
COUNTY AUDITOR

LISA DAVIS
BUDGET ACCOUNTANT

ANNA VELAZQUEZ, CPP
GRANTS / PAYROLL SUPERVISOR

901 LEOPARD STREET, RM. 304
CORPUS CHRISTI, TX 78401

JULIAN MENDOZA
EXECUTIVE ACCOUNTANT

PHONE: (361) 88-0556 • FAX: (361) 888-0584

May 8, 2019

Honorable District Judges of Nueces County and
Honorable Members of the Nueces County Commissioners Court:

The unaudited and unadjusted Monthly Financial Report of Nueces County, Texas as of and for the seven months ended April 30, 2019 is submitted herewith in accordance with Section 114.023 of the Texas Local Government Code and was prepared by the County Auditor's Office staff. The statements are reported on a budgetary basis which is not in accordance with generally accepted accounting principles. Due to the statutory duties of the County Auditor, I am not independent with regard to these financial reports as defined by the professional standards of the American Institute of Certified Public Accountants. However, these financial statements were prepared, and the financial accounting records were maintained with objectivity and due professional care.

The Monthly Financial Report is presented in four sections: Fund Financial Statements, Budget Revenue Status, Budget Expenditure Status, and Schedules:

The **Financial Statement section** contains the Governmental Funds Balance Sheet, the Governmental Funds Statement of Revenue, Expenditures and Changes in Fund Balance, the Internal Service Fund Statement of Net Position, the Internal Service Fund Statement of Revenue, Expenditures and Changes in Net Position, and the Group Health Comparison of Current Year to Prior Year Revenue and Expenditures and chart.

The **Budget Revenue Status section** is comprised of a General Fund Statement of Revenues Budget to Actual and Comparison of Current Year to Prior Year Revenues, a Road and Bridge Statement of Revenues Budget to Actual and Comparison of Current Year to Prior Year Revenues, an Inland and Coastal Parks Statement of Revenues Budget to Actual and Comparison of Current Year to Prior Year Revenues, and Airport Statement of Revenues Budget to Actual.

The **Budget Expenditure Status section** is comprised of a General Fund Top Spenders, General Fund Statement of Expenditures Budget to Actual, a General Fund Comparison of Current Year to Prior Year Expenditures and charts, a Road and Bridge Statement of Expenditures Budget to Actual, a Road and Bridge Comparison of Current Year to Prior Year Expenditures, an Inland and Coastal Parks Statement of Expenditures Budget to Actual, Inland and Coastal Parks Funds Comparison of Current Year to Prior Year Expenditures, an Airport Statement of Expenditures Budget to Actual and an Airport Comparison of Current Year to Prior Year Expenditures,

The **Schedules section** includes a Schedule of Transfers In and Out by Fund, a Schedule of Capital Projects, and a Summary of Revenue Reports.

The **General Fund Statement of Expenditures Budget to Actual** section now has visual performance indicators. The performance indicators are based on a comparison with the Expected Expenditures. The Expected Expenditure amount is calculated based on the average of the total budget over 12 fiscal periods (October through September). The color of the remaining budget available is used as a performance indicator. These numbers will be black if spending is below 90% of the expected amount, yellow if spending is equal to or greater than 90% of the expected amount and red if spending is equal to or greater than 100% of the expected amount.

Fiscal Period	1	2	3	4	5	6
Calendar Month	October	November	December	January	February	March
Expected Balance Remaining at 90% of expected expenditures	92.5%	85.0%	77.5%	70.0%	62.5%	55.0%
Expected Balance Remaining at 100% of expected Expenditures	91.7%	83.3%	75.0%	66.7%	58.3%	50.0%

Fiscal Period	7	8	9	10	11	12
Calendar Month	April	May	June	July	August	September
Expected Balance Remaining at 90% of expected expenditures	47.5%	40.0%	32.5%	25.0%	17.5%	10.0%
Expected Balance Remaining at 100% of expected Expenditures	41.7%	33.3%	25.0%	16.7%	8.3%	0.0%

This report is designed to provide a general overview of Nueces County’s finances for all those with an interest in the County’s finances at a specific point during the fiscal year. However, the reader should note that the report does not include those disclosures associated with, and usually made a part of, audited financial statements. Should you have any questions concerning this report, please do not hesitate to contact the County Auditor’s Office at (361) 888 - 0556.

Respectfully submitted,



Dale Atchley, CPA
Nueces County Auditor

FINANCIAL STATEMENTS

(Unaudited)

Nueces County, Texas
Balance Sheet
Governmental Funds
April 30, 2019

	General Fund	Debt Service Fund	Capital Projects Fund
Assets			
Cash & Cash Equivalents	\$ 48,004,272	\$ 5,361,041	\$ 15,076,446
Investments	6,233,191	1,767,001	16,917,190
Accounts Receivable	6,116,791	588,611	-
Due From Component Unit	17,157	-	-
Due From Other Funds	1,808,296	-	59,186
Prepays	(159,205)	-	-
Inventory	82,475	-	-
Total Assets	\$ 62,102,977	\$ 7,716,652	\$ 32,052,821
Liabilities and Fund Balances			
Liabilities			
Accounts Payable	\$ 5,343,360	\$ -	\$ -
Accrued Payroll Payable	-	-	-
Due to Other Funds	840,842	-	24,582
Unearned Revenue	3,522,124	588,611	-
Other Liabilities	150,073	-	-
Total Liabilities	\$ 9,856,399	\$ 588,611	\$ 24,582
Fund Balances			
Restricted	\$ -	\$ -	\$ 32,028,239
Committed	-	7,128,041	-
Unassigned	52,246,577	-	-
Total fund balances	\$ 52,246,577	\$ 7,128,041	\$ 32,028,239
Total liabilities and fund balances	\$ 62,102,977	\$ 7,716,652	\$ 32,052,821

**Nueces County, Texas
Balance Sheet
Governmental Funds
April 30, 2019**

<u>Airport Fund</u>	<u>Coastal Parks Fund</u>	<u>Non Major Funds</u>	<u>Total Governmenta Funds</u>
\$ 148,191	\$ 945,204	\$ 18,410,820	\$ 87,945,974
-	345,071	8,426,049	33,688,501
(5,831)	156,737	7,521,121	14,377,429
-	-	-	17,157
-	729	3,550	1,871,761
(318)	-	(294)	(159,816)
7,673	18,032	(0)	108,179
\$ 149,716	\$ 1,465,773	\$ 34,361,246	\$ 137,849,185
\$ 2,885	\$ 52,976	\$ 7,146,423	\$ 12,545,645
-	-	-	-
1,847	130,733	241,311	1,239,315
(5,831)	-	8,762,051	12,866,956
-	-	461,635	611,708
\$ (1,098)	\$ 183,709	\$ 16,611,420	\$ 27,263,624
\$ -	\$ -	\$ -	\$ 32,028,239
-	-	-	7,128,041
150,814	1,282,064	17,749,825	71,429,280
\$ 150,814	\$ 1,282,064	\$ 17,749,825	\$ 110,585,561
\$ 149,716	\$ 1,465,773	\$ 34,361,246	\$ 137,849,185

Nueces County, Texas
Statement of Revenues, Expenditures and Changes in Fund Balances
Governmental Funds
April 30, 2019

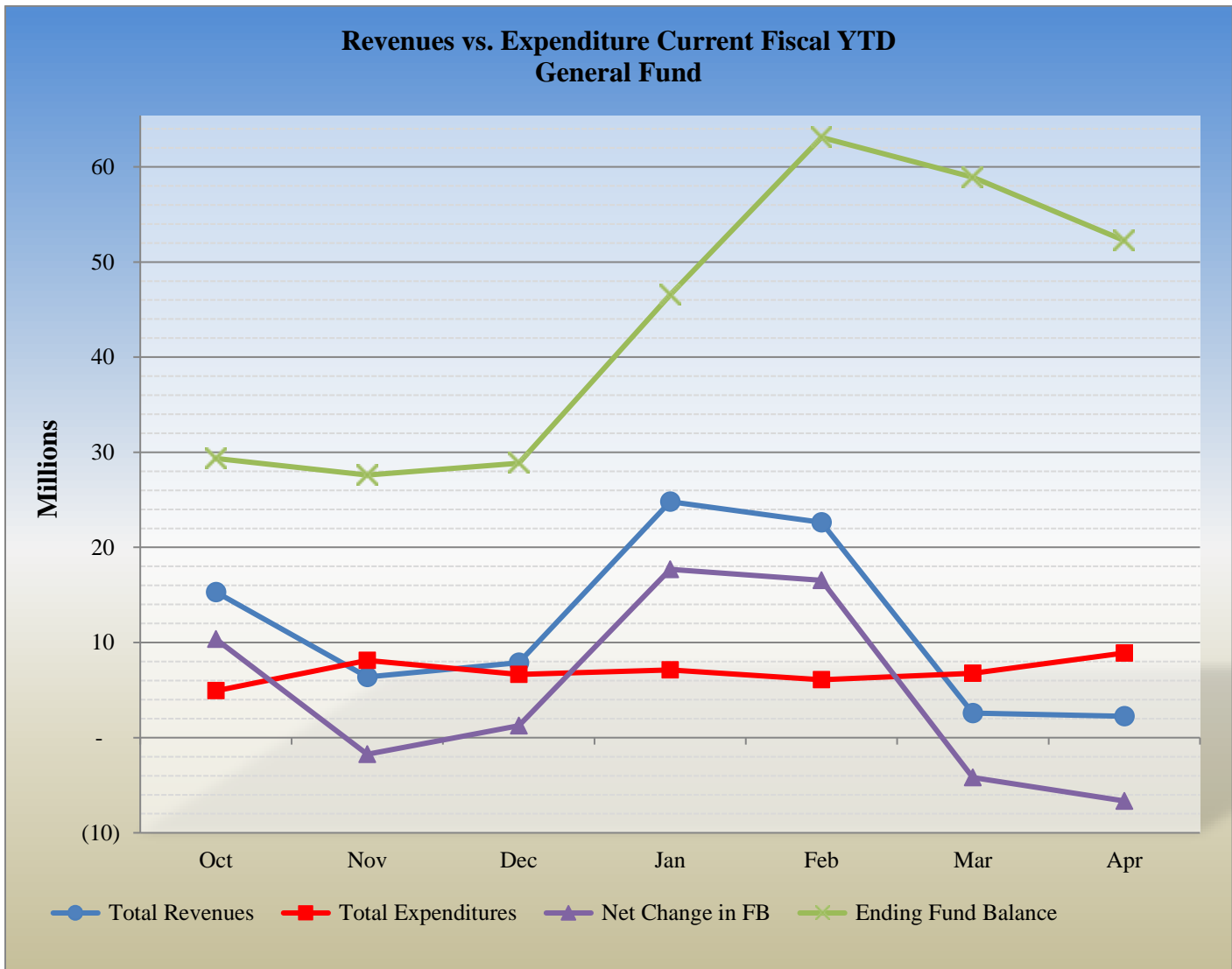
	<u>General Fund</u>	<u>Debt Service Fund</u>	<u>Capital Projects Fund</u>
Revenues			
Taxes	\$ 73,395,812	\$ 12,264,239	\$ -
Fees of Office	2,218,867	-	-
Fines & Forfeitures	861,343	-	-
Licenses & Permits	56,185	-	-
Motor Vehicle Services	625,635	-	-
Intergovernmental Revenues	2,688,598	-	3,000,000
Housing Inmates & Juveniles	97,198	-	-
Charges for Services	269,048	-	-
Interest & Investment Income	734,957	89,587	510,968
Rentals & commissions	752,537	-	109,282
Refunds & Reimbursements	57,322	-	-
Commodity Sales	-	-	-
Sale of Printed Materials	4,888	-	-
Other Income	63,531	-	-
Force Revenue (In-Kind)	-	-	-
Total Revenues	<u>\$ 81,825,921</u>	<u>\$ 12,353,825</u>	<u>\$ 3,620,249</u>
Expenditures			
Salaries	\$ 22,837,185	\$ -	\$ -
Salaries - Seasonal	-	-	-
Employee Benefits	9,883,176	-	-
Other Personnel Expenses	181,911	-	-
Office Expense & Supplies	640,719	-	92,003
Food & Kitchen Supplies	923,318	-	-
Telephone & Utilities	1,532,381	-	-
Maint & Repair - Equipment & Vehicles	493,913	-	-
Maint & Repair - Buildings & Grounds	935,837	-	552,364
Maint & Repair - Roads & Bridges	-	-	-
Professional Services	1,111,300	-	1,078,002
Special Personnel Services	2,167,898	-	-
Other Services & Charges	3,312,039	-	2,999,770
Other Expenses	238,389	7,792,635	-
Travel Expenses	123,682	-	3,071
Capital Outlay	372,631	-	-
Other Financing Uses	-	8,037,621	-
Agency Ledger Expenses	-	-	-
Total Expenditures	<u>\$ 44,754,378</u>	<u>\$ 15,830,255</u>	<u>\$ 4,725,210</u>
Other Financing Sources (Uses)			
Transfers - In	\$ -	\$ 630,000	\$ 200,000
Transfers - Out	(3,799,785)	-	(1,000,000)
Bond Proceeds	-	8,125,000	-
Premium and Sale of Bonds	-	(17,397)	-
Sales of Assets	-	-	-
Total Other Financing Sources (Uses)	<u>(3,799,785)</u>	<u>8,737,603</u>	<u>(800,000)</u>
Net Change in Fund Balances	<u>33,271,758</u>	<u>5,261,173</u>	<u>(1,904,961)</u>
Fund Balance Beginning 10/01/2018	18,974,819	1,866,868	33,933,200
Fund Balance Ending 4/30/2019	<u>\$ 52,246,577</u>	<u>\$ 7,128,041</u>	<u>\$ 32,028,239</u>

Nueces County, Texas
Statement of Revenues, Expenditures and Changes in Fund Balances
Governmental Funds
April 30, 2019

Airport Fund	Coastal Parks Fund	Non Major Funds	Total Governmental Funds
\$ -	\$ -	\$ 1,130,930	\$ 86,790,981
-	-	531,713	2,750,580
-	-	105,528	966,871
-	326,441	19,554	402,181
-	-	1,855,099	2,480,734
-	-	3,646,965	9,335,563
-	-	24,411,646	24,508,844
-	-	293,544	562,592
2,100	15,464	355,446	1,708,521
57,709	551,424	16,912	1,487,863
-	745	10,994	69,061
1,427	9,362	0	10,788
-	-	-	4,888
-	(60)	928,789	992,261
-	-	10,979	10,979
\$ 61,236	\$ 903,376	\$ 33,318,100	\$ 132,082,707
\$ 22,187	\$ 351,799	\$ 3,420,936	\$ 26,632,107
-	-	-	-
10,936	165,994	1,600,524	11,660,630
-	-	145,630	327,541
7,104	9,094	90,217	839,137
-	-	22,460	945,778
9,667	171,708	212,126	1,925,882
-	30,526	553,880	1,078,319
18,760	89,365	643,381	2,239,707
-	-	1,018,123	1,018,123
2,732	25,000	980,666	3,197,700
-	1,400	-	2,169,298
3,208	109,238	24,476,596	30,900,851
698	7,323	518,344	8,557,389
1,127	455	23,725	152,061
-	29,975	653,094	1,055,700
-	-	-	8,037,621
\$ 76,420	\$ 991,876	\$ 34,359,702	\$ 100,737,841
\$ 39,940	\$ 285,000	\$ 4,147,768	\$ 5,302,708
(16,720)	215,000	(701,202)	(5,302,708)
-	-	-	8,125,000
-	-	-	(17,397)
-	-	-	-
23,220	500,000	3,446,566	8,107,603
8,036	411,501	2,404,964	39,452,470
142,778	870,563	15,344,862	71,133,091
\$ 150,814	\$ 1,282,064	\$ 17,749,825	\$ 110,585,561

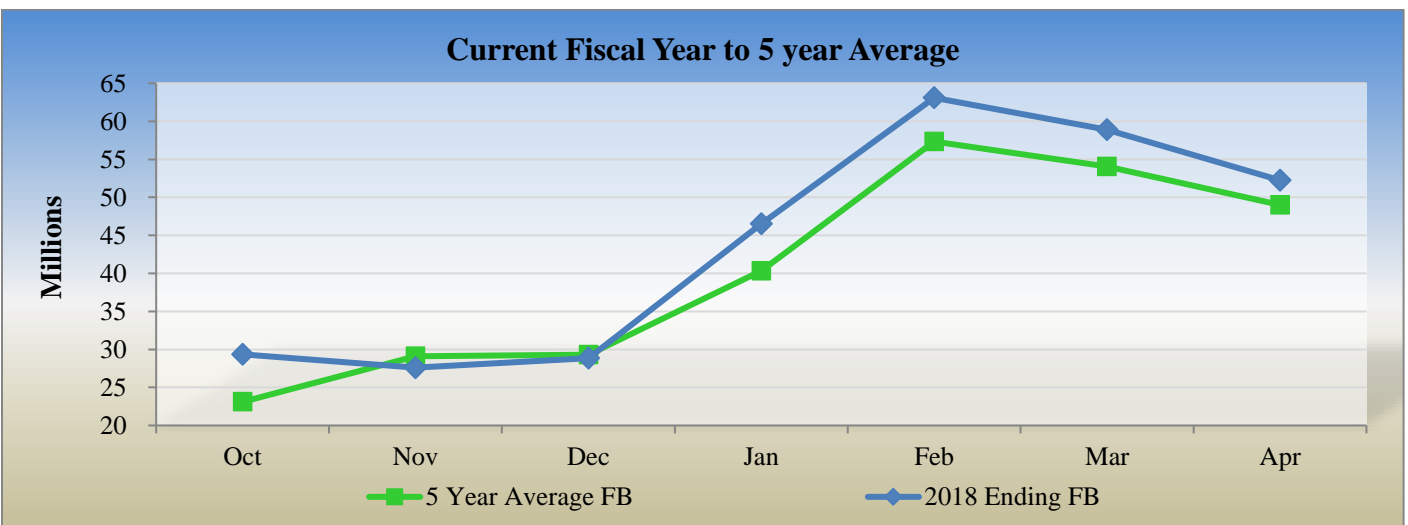
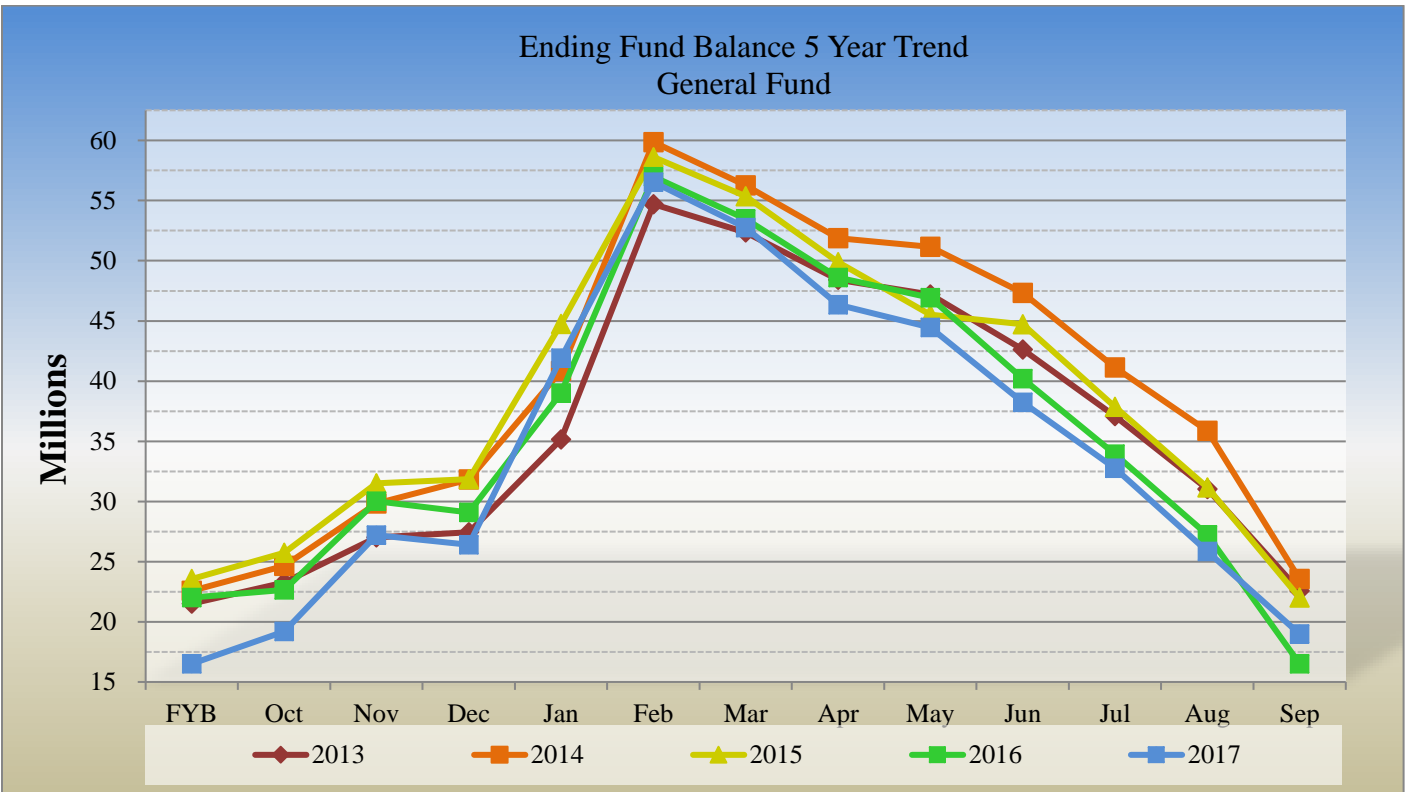
Nueces County, Texas
Change in Fund Balance-Current YTD
General Fund
April 30, 2019

Period	Oct	Nov	Dec	Jan	Feb	Mar	Apr	May	Jun	Jul	Aug	Sep
Starting FB	18,974,819	29,342,155	27,603,315	28,850,971	46,541,046	63,093,720	58,898,522	-	-	-	-	-
Revenues	15,292,471	6,369,327	7,886,798	24,803,846	22,641,680	2,584,702	2,247,096	-	-	-	-	-
Transfers In	-	-	-	-	-	-	-	-	-	-	-	-
Expenditures	3,412,829	8,105,218	6,630,665	6,288,635	6,081,679	6,725,822	7,509,530	-	-	-	-	-
Transfers Out	1,512,307	2,948	8,478	825,136	7,326	54,079	1,389,511	-	-	-	-	-
Ending FB	29,342,155	27,603,315	28,850,971	46,541,046	63,093,720	58,898,522	52,246,577	-	-	-	-	-



Nueces County, Texas
Change in Fund Balance-Current and Previous 5 Years
General Fund
April 30, 2019

	FYB	Oct	Nov	Dec	Jan	Feb	Mar	Apr	May	Jun	Jul	Aug	Sep
2013	21,512,576	23,272,262	27,017,199	27,430,224	35,155,635	54,699,299	52,365,673	48,406,222	47,196,902	42,609,300	37,081,867	31,033,777	22,576,705
2014	22,576,705	24,643,392	29,831,412	31,832,121	40,845,090	59,858,381	56,248,738	51,867,620	51,167,773	47,340,749	41,132,256	35,861,187	23,568,037
2015	23,568,037	25,743,350	31,499,712	31,840,057	44,741,446	58,614,455	55,365,701	49,873,338	45,519,118	44,720,218	37,856,992	31,164,598	22,001,648
2016	22,001,636	22,659,474	30,025,766	29,093,823	39,014,164	56,984,520	53,475,653	48,593,952	46,920,232	40,205,963	33,918,387	27,231,897	16,510,888
2017	16,510,888	19,198,906	27,189,044	26,403,938	41,904,197	56,534,931	52,744,626	46,345,169	44,468,949	38,223,488	32,750,384	25,847,458	18,974,819
2018	18,974,819	29,342,155	27,603,315	28,850,971	46,541,046	63,093,720	58,898,522	52,246,577	-	-	-	-	-
5-Yr Avg	20,857,444	24,143,256	28,861,075	29,241,856	41,366,930	58,297,551	54,849,819	49,555,480	47,054,595	42,619,944	36,547,977	30,227,784	20,726,420



Nueces County, Texas
Statement of Net Position
Internal Service Fund
April 30, 2019

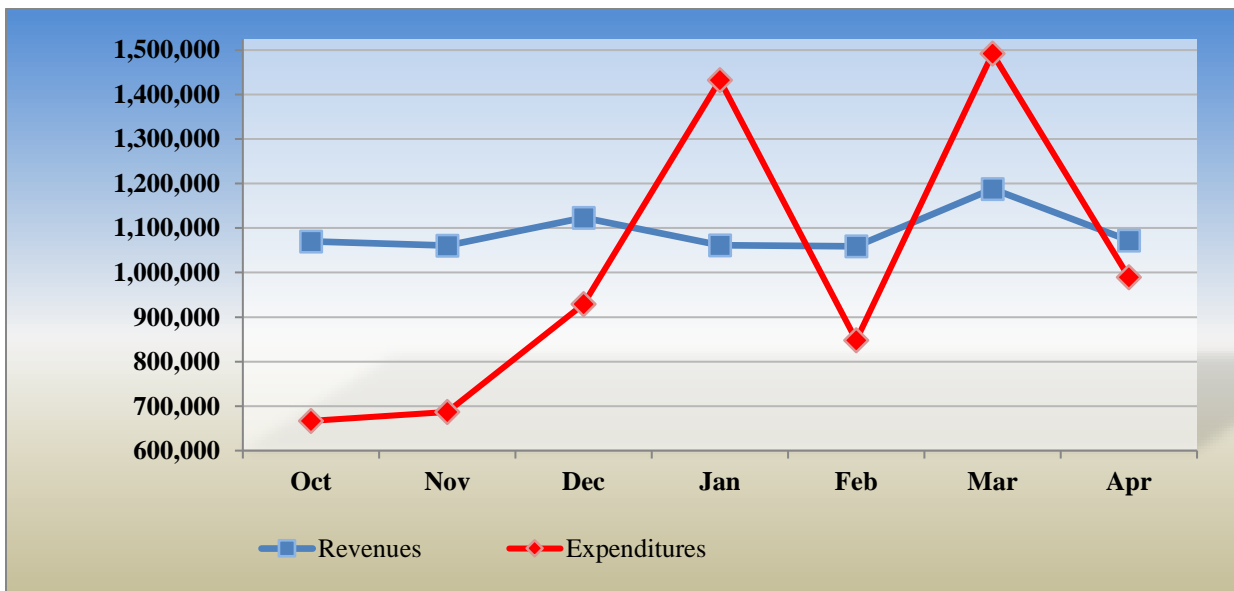
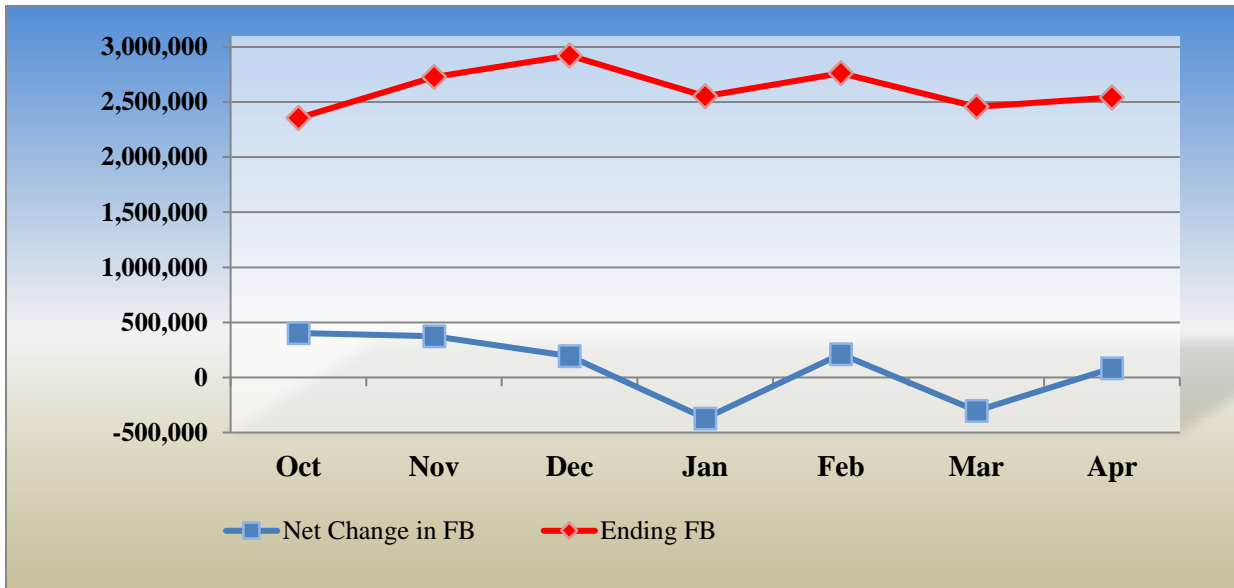
	<u>Workers Compensatio</u>	<u>General Liability</u>	<u>Group Health</u>	<u>Total Internal Service Fund</u>
Assets				
Cash & Cash Equivalents	\$ 136,606	\$ 1,665,502	\$ 2,682,151	\$ 4,484,259
Investments	-	490,798	-	490,798
Accounts Receivable	-	-	37,690	37,690
Due From Other Funds	-	102,887	-	102,887
	<u>136,606</u>	<u>2,259,187</u>	<u>2,719,841</u>	<u>5,115,635</u>
Total Assets	\$	\$	\$	\$
Liabilities and Net Position				
Liabilities				
Accounts Payable	\$ -	\$ 4,163	\$ 894,591	\$ 898,754
Due to Other Funds	-	-	700,000	700,000
Estimated Claims	-	975,603	-	975,603
	<u>-</u>	<u>979,766</u>	<u>1,594,591</u>	<u>2,574,357</u>
Total Liabilities	\$	\$	\$	\$
Net Position				
Unassigned	<u>136,606</u>	<u>1,279,421</u>	<u>1,125,251</u>	<u>2,541,278</u>
Total Net Position	<u>136,606</u>	<u>1,279,421</u>	<u>1,125,251</u>	<u>2,541,278</u>
Total liabilities and fund balances	<u>\$ 136,606</u>	<u>\$ 2,259,187</u>	<u>\$ 2,719,841</u>	<u>\$ 5,115,635</u>

Nueces County, Texas
Statement of Revenue, Expenditures and Changes in Net Position
Internal Service Fund
April 30, 2019

	<u>Workers Compensation</u>	<u>General Liability</u>	<u>Group Health</u>	<u>Total Internal Service Fund</u>
Revenues				
Charges for Services	\$ -	\$ 627,838	\$ 6,750,776	\$ 7,378,614
Intergovernmental Revenue	-	-	-	-
Interest & Investment Income	8,508	19,605	45,839	73,952
Refunds & Reimbursements	-	-	8,879	8,879
Other Income	-	-	173,419	173,419
Total Revenues	<u>\$ 8,508</u>	<u>\$ 647,443</u>	<u>\$ 6,978,913</u>	<u>\$ 7,634,863</u>
Expenditures				
Office Expense & Supplies	\$ -	\$ -	\$ -	\$ -
Maint & Repair - Equipment & Vehicles	-	(3,423)	-	(3,423)
Professional Services	-	21,250	6,164,082	6,185,332
Other Services & Charges	182,622	19,137	305,900	507,660
Capital Outlay	-	-	-	-
Insurance Admin Costs	-	-	355,732	355,732
Total Expenditures	<u>\$ 182,622</u>	<u>\$ 36,965</u>	<u>\$ 6,825,714</u>	<u>\$ 7,045,301</u>
Other Financing Sources (Uses)				
Transfers-In	\$ -	\$ -	\$ -	\$ -
Transfers-Out	<u>-</u>	<u>-</u>	<u>-</u>	<u>-</u>
Total Other Financing Sources (Uses)	<u>\$ -</u>	<u>\$ -</u>	<u>\$ -</u>	<u>\$ -</u>
Change in Net Position	\$ (174,114)	\$ 610,478	\$ 153,198	\$ 589,562
Net Position Beginning 10/01/2018	<u>310,720</u>	<u>668,943</u>	<u>972,052</u>	<u>1,951,715</u>
Net Position Ending 4/30/2019	<u><u>\$ 136,606</u></u>	<u><u>\$ 1,279,421</u></u>	<u><u>\$ 1,125,251</u></u>	<u><u>\$ 2,541,278</u></u>

Nueces County, Texas
Change in Fund Balance – Current YTD
Internal Service Fund
April 30, 2019

Period	Oct	Nov	Dec	Jan	Feb	Mar	Apr
Starting FB	1,951,715	2,354,944	2,728,366	2,922,633	2,551,572	2,762,641	2,458,504
Revenues	1,070,001	1,060,428	929,387	1,432,657	847,914	1,492,143	989,422
Transfers In	-	-	-	-	-	-	-
Expenditures	666,772	687,005	929,387	1,432,657	847,914	1,492,143	989,422
Transfers Out	-	-	-	-	-	-	-
Ending FB	2,354,944	2,728,366	2,922,633	2,551,572	2,762,641	2,458,504	2,541,278



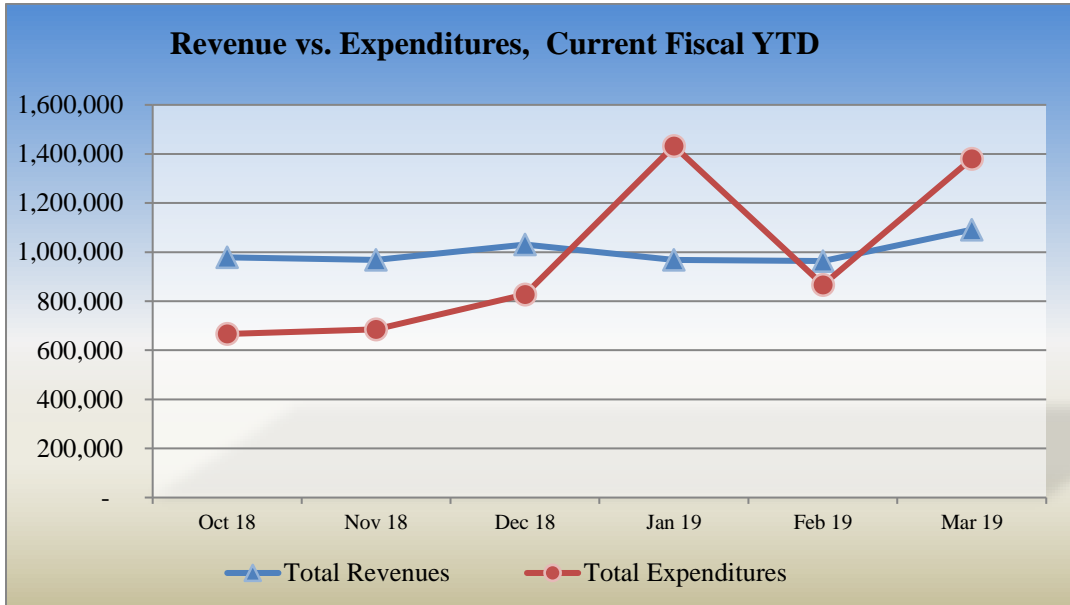
Nueces County, Texas
Comparison of Current Year to Prior Year Revenues
April 2018 vs. April 2019
Group Health

	2018 - 2019 Current Year-to-Date <u>Actual</u>	2017 - 2018 Prior Year-to-Date <u>Actual</u>	Increase (Decrease)	Current to Prior Year Percent Change
Charges for Services	\$ 6,750,776	\$ 6,743,405	\$ 7,371	0%
Interest & Investment Income	45,839	10,926	34,913	320%
Other Income	173,419	118,791	54,628	46%
Refunds & Reimbursements	8,879	2,045	6,833	334%
Total Revenues	<u>\$ 6,978,913</u>	<u>\$ 6,875,167</u>	<u>\$ 103,745</u>	2%

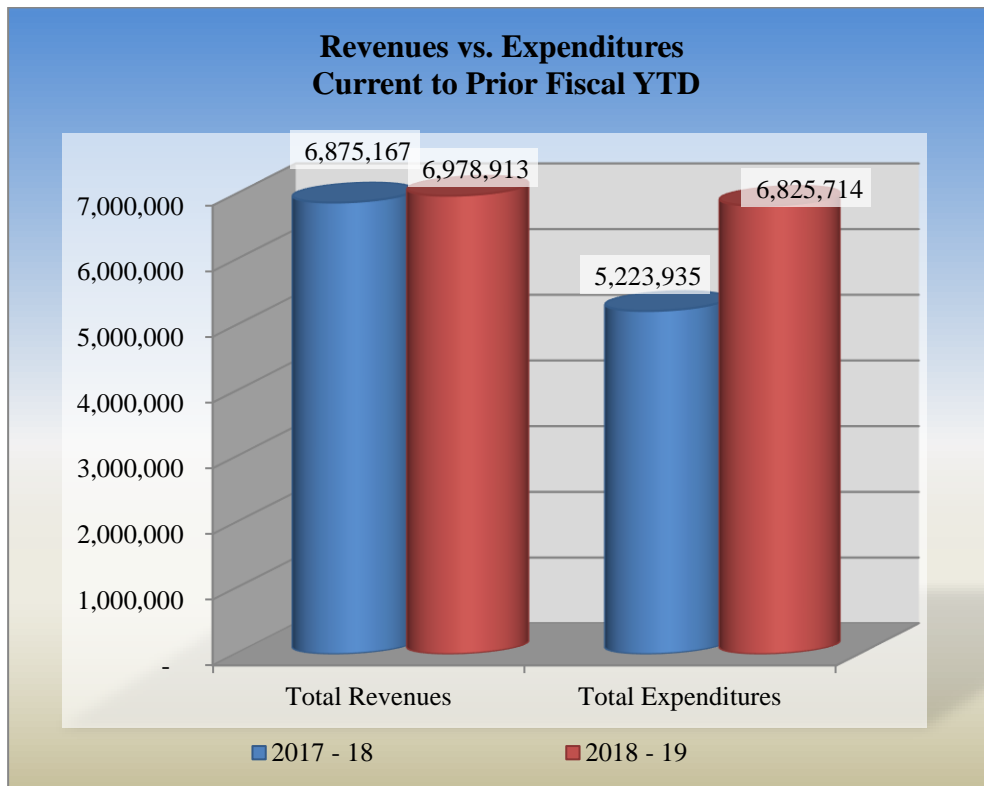
Nueces County, Texas
Comparison of Current Year to Prior Year Expenses
April 2018 vs. April 2019
Group Health

	2018 - 2019 Current Year-to-Date <u>Actual</u>	2017 - 2018 Prior Year-to-Date <u>Actual</u>	Increase (Decrease)	Current to Prior Year Percent Change
Insurance Fund Costs	\$ 355,732	\$ 394,770	\$ (39,038)	-10%
Other Services and Charges	305,900	269,424	36,476	14%
Professional Services	6,164,082	4,559,741	1,604,341	35%
Total Expenditures	<u>\$ 6,825,714</u>	<u>\$ 5,223,935</u>	<u>\$ 1,601,779</u>	31%
Net Income / (Loss)	<u>\$ 153,198</u>	<u>\$ 1,651,232</u>	<u>\$ (1,498,034)</u>	<u>-91%</u>

**Nueces County, Texas
 Monthly and Year to Prior Year
 Comparison Charts
 Group Health Fund
 2018 - 2019 Individual Month Comparison**



Fiscal Period	Oct 18	Nov 18	Dec 18	Jan 19	Feb 19	Mar 19
Revenues	978,520	968,850	1,030,355	967,730	963,697	1,091,448
Expenditures	666,530	685,485	827,829	1,432,377	866,052	1,379,735



BUDGET STATUS
REVENUE
(Unaudited)

Nueces County, Texas
Statement of Revenues Budget to Actual
General Fund
April 30, 2019

	Original FY 2018/19 Budget	Adjusted FY 2018/19 Budget	Year to Date Activity	Remaining Balance	Percent of Budget Collected
Taxes					
Current Property Taxes	\$ 73,053,852	\$ 73,053,852	\$ 72,262,607	\$ 791,245	98.9%
Delinquent Property Taxes	1,410,000	1,410,000	706,219	703,781	50.1%
Penalties & Interest	715,000	715,000	386,051	328,949	54.0%
Other Taxes	443,000	443,000	40,936	402,064	9.2%
Fees of Office	3,970,100	3,970,100	2,218,867	1,751,233	55.9%
Fines and Forfeitures	1,370,000	1,370,000	861,343	508,657	62.9%
Licenses and Permits	120,000	120,000	56,185	63,815	46.8%
Motor Vehicle Services	4,100,000	4,100,000	625,635	3,474,365	15.3%
Intergovernmental Revenue	5,237,216	5,237,216	2,688,598	2,548,618	51.3%
Housing Inmates	425,000	425,000	97,198	327,802	22.9%
Charges for Services	500,000	500,000	269,048	230,952	53.8%
Investment Income	500,000	500,000	734,957	(234,957)	147.0%
Rental & Commissions	725,000	725,000	752,537	(27,537)	103.8%
Refunds & Reimbursements	155,000	155,000	57,322	97,678	37.0%
Sale of Printed Materials	12,000	12,000	4,888	7,112	40.7%
Other Income	119,500	119,500	63,531	55,969	53.2%
Transfers In	1,340,626	1,340,626	-	1,340,626	0.0%
Total General Fund Revenues	\$ 94,196,294	\$ 94,196,294	\$ 81,825,921	\$ 12,370,373	86.9%

Comparison of Current Year to Prior Year Revenues
General Fund
April 2018 vs April 2019

	2018-2019 Fiscal Year to Date Actual	2017-2018 Prior Year to Date Actual	Increase (Decrease)	Current to Prior Year Percentage Change
Taxes				
Current Property Taxes	\$ 72,262,607	\$ 66,592,641	\$ 5,669,965	8.5%
Delinquent Property Taxes	706,219	1,247,876	(541,657)	-43.4%
Penalties & Interest	386,051	393,825	(7,773)	-2.0%
Other Taxes	40,936	40,178	758	1.9%
Fees of Office	2,218,867	2,074,843	144,024	6.9%
Fines and Forfeitures	861,343	764,330	97,013	12.7%
Licenses and Permits	56,185	100,288	(44,103)	-44.0%
Motor Vehicle Services	625,635	697,427	(71,792)	-10.3%
Intergovernmental Revenue	2,688,598	2,569,085	119,514	4.7%
Housing Inmates	97,198	309,172	(211,974)	-68.6%
Charges for Services	269,048	313,885	(44,837)	-14.3%
Investment Income	734,957	350,946	384,011	109.4%
Rental & Commissions	752,537	778,043	(25,506)	-3.3%
Refunds & Reimbursements	57,322	1,556,544	(1,499,221)	-96.3%
Sale of Printed Materials	4,888	7,611	(2,724)	-35.8%
Other Income	63,531	39,047	24,484	62.7%
Total General Fund Revenues	\$ 81,825,921	\$ 77,835,740	\$ 3,990,180	5.1%

Nueces County, Texas
Statement of Revenues Budget to Actual
Road and Bridge Fund
April 30, 2019

	Original FY 2018 / 19 Budget	Adjusted FY 2018 / 19 Budget	Year to Date Activity	Remaining Balance	Percent of Budget Collected
<u>Road & Bridge</u>					
Taxes					
Current Property Taxes	\$ 1,095,732	\$ 1,095,732	\$ 1,081,246	\$ 14,486	99%
Delinquent Property Taxes	23,000	23,000	29,403	(6,403)	127.8%
Penalties & Interest	11,000	11,000	10,369	631	94.3%
Other Taxes	600	600	9,912	(9,312)	1652.0%
Licenses and Permits	7,000	7,000	859	6,141	12.3%
Motor Vehicle Services	3,260,000	3,260,000	1,855,099	1,404,901	56.9%
Intergovernmental Revenue	180,000	180,000	171,611	8,389	95.3%
Investment Income	18,500	18,500	23,670	(5,170)	127.9%
Refunds & Reimbursements	2,500	2,500	3,326	(826)	133.0%
Transfers In	2,576,000	2,576,000	562,442	2,013,558	21.8%
Subtotal Road & Bridge Revenues	\$ 7,174,332	\$ 7,174,332	\$ 3,747,938	\$ 3,426,394	52.2%
<u>Engineering</u>					
Transfers In	\$ 628,000	\$ 628,000	\$ -	\$ 628,000	0.0%
Subtotal Engineering	\$ 628,000	\$ 628,000	\$ -	\$ 628,000	0.0%
<u>Road Right of Way</u>					
Investment Income	\$ -	\$ -	\$ 497	\$ (497)	0.0%
Subtotal Road Right of Way	\$ -	\$ -	\$ 497	\$ (497)	
Total Road & Bridge Revenues	\$ 7,802,332	\$ 7,802,332	\$ 3,748,435	\$ 4,053,897	48.0%

Comparison of Current Year to Prior Year Revenues
Road and Bridge Fund
April 2018 vs April 2019

	2018 - 19 Fiscal Year to Date Actual	2017 - 18 Prior Year to Date Actual	Increase (Decrease)	Current to Prior Year Percentage Change
<u>Road & Bridge</u>				
Taxes				
Current Property Taxes	\$ 1,081,246	\$ 995,444	\$ 85,802	8.6%
Delinquent Property Taxes	29,403	18,791	10,612	56.5%
Penalties & Interest	10,369	6,172	4,198	68.0%
Motor Vehicle Services	1,855,099	2,074,251	(219,153)	-10.6%
Intergovernmental Revenue	171,611	164,413	7,198	4.4%
Investment Income	24,167	17,137	7,030	41.0%
Refunds & Reimbursements	3,326	5,039	(1,712)	-34.0%
Other Income	-	124	(124)	-100.0%
Transfers In	562,442	809,764	(247,322)	-30.5%
Total Road & Bridge Revenues	\$ 3,748,435	\$ 4,091,464	\$ (343,029)	-8.4%

Nueces County, Texas
Statement of Revenues Budget to Actual
Inland and Coastal Parks
April 30, 2019

	Original FY 2018 / 19 Budget	Adjusted FY 2018 / 19 Budget	Year to Date Activity	Remaining Balance	Percent of Budget Collected
<u>Inland Parks</u>					
Investment Income	\$ 2,000	\$ 2,000	\$ 5,871	\$ (3,871)	293.5%
Refunds & Reimbursements	-	-	527	(527)	0.0%
Operating Transfers-In	<u>1,667,216</u>	<u>1,667,216</u>	<u>1,642,216</u>	<u>25,000</u>	98.5%
Total - Inland Parks	\$ <u>1,669,216</u>	\$ <u>1,669,216</u>	\$ <u>1,648,614</u>	\$ <u>20,602</u>	98.8%
<u>Coastal Parks</u>					
Intergovernmental Revenues	\$ 110,000	\$ 110,000	\$ -	\$ 110,000	0.0%
Investment Income	9,000	9,000	15,464	(6,464)	171.8%
Rentals & Commissions	480,000	480,000	79,065	400,935	16.5%
Padre Balli Park	185,000	185,000	212,934	(27,934)	115.1%
I.B. Magee Park	285,000	285,000	28,500	256,500	10.0%
Refunds & Reimbursements	500	500	745	(245)	149.0%
Padre Balli-Commodity Sales	6,250	6,250	311	5,939	5.0%
Other Income	500	500	(86)	586	-17.1%
Operating Transfers-In	<u>1,117,000</u>	<u>1,117,000</u>	<u>285,000</u>	<u>832,000</u>	25.5%
Subtotal - Coastal Parks	\$ <u>2,193,250</u>	\$ <u>2,193,250</u>	\$ <u>948,373</u>	\$ <u>1,244,877</u>	43.2%
<u>Beach Improvements</u>					
Rentals & Commissions	\$ 135,000	\$ 135,000	\$ -	\$ 135,000	0.0%
Padre Balli Park	-	-	58,309	(58,309)	0.0%
I.B. McGee Park	-	-	26,430	(26,430)	0.0%
Subtotal - Beach Improvements	\$ <u>135,000</u>	\$ <u>135,000</u>	\$ <u>84,739</u>	\$ <u>50,261</u>	62.8%
<u>Pier Fund</u>					
Rentals & Commissions	\$ 10,000	\$ 10,000	\$ 4,889	\$ 5,111	48.9%
Padre Balli Park	260,000	260,000	141,299	118,701	54.3%
Refunds & Reimbursements	7,500	7,500	-	7,500	0.0%
Padre Balli - Commodity Sales	32,000	32,000	9,051	22,949	28.3%
Other Income	-	-	26	(26)	0.0%
Subtotal - Pier Fund	\$ <u>309,500</u>	\$ <u>309,500</u>	\$ <u>155,264</u>	\$ <u>154,236</u>	50.2%
Total Coastal Parks	\$ <u><u>2,637,750</u></u>	\$ <u><u>2,637,750</u></u>	\$ <u><u>1,188,376</u></u>	\$ <u><u>1,449,374</u></u>	45%

Nueces County, Texas
Comparison of Current Year to Prior Year Revenues
Inland and Coastal Parks
April 2018 vs April 2019

	2018 - 19 Fiscal Year to Date <u>Actual</u>	2017 - 18 Prior Year to Date <u>Actual</u>	Increase (Decrease)	Current to Prior Year Percentage Change
<u>Inland Parks</u>				
Investment Income	\$ 5,871	\$ 1,822	\$ 4,049	222%
Operating Transfers-In	1,642,216	1,218,091	424,125	35%
Refunds & Reimbursements	<u>527</u>	<u>147</u>	<u>381</u>	260%
Total - Inland Parks	\$ <u>1,648,614</u>	\$ <u>1,220,059</u>	\$ <u>428,554</u>	35%
<u>Coastal Parks</u>				
Investment Income	\$ 15,464	\$ 7,800	\$ 7,663	98%
Rentals & Commissions	79,065	1,200	77,865	6489%
Padre Balli Park	212,934	182,422	30,512	17%
I.B. Magee Park	28,500	31,922	(3,422)	-11%
Refunds & Reimbursements	745	474	270	57%
Padre Balli-Commodity Sales	311	356	(45)	-13%
Sale of Assets	-	2,735	(2,735)	-100%
Operating Transfers-In	<u>285,000</u>	<u>1,200,000</u>	<u>(915,000)</u>	-76%
Subtotal - Coastal Parks	\$ <u>948,373</u>	\$ <u>1,739,517</u>	\$ <u>(791,144)</u>	-45%
<u>Beach Improvements</u>				
Rentals & Commissions	\$ -	\$ 43,244	\$ (43,244)	-100%
Padre Balli Park	58,309	-	58,309	0%
I.B. McGee Park	<u>26,430</u>	<u>-</u>	<u>26,430</u>	0%
Subtotal - Beach Improvements	\$ <u>84,739</u>	\$ <u>43,244</u>	\$ <u>41,494</u>	96%
<u>Pier Fund</u>				
Rentals & Commissions	\$ 4,889	\$ 5,456	\$ (567)	-10%
Padre Balli Park	141,299	169,422	(28,123)	-17%
Padre Balli - Commodity Sales	9,051	12,059	(3,008)	-25%
Other Income	<u>26</u>	<u>480</u>	<u>(454)</u>	-95%
Subtotal - Pier Fund	\$ <u>155,264</u>	\$ <u>187,417</u>	\$ <u>(32,152)</u>	-17%
Total Coastal Parks	\$ <u>1,188,376</u>	\$ <u>1,970,178</u>	\$ <u>(781,802)</u>	-40%

Nueces County, Texas
Statement of Revenues Budget to Actual
Airport Fund
April 30, 2019

	Original FY 2018 / 19 Budget	Adjusted FY 2018 / 19 Budget	Year to Date Activity	Remaining Balance	Percent of Budget Collected
4610 Investment Income	\$ 150	\$ 150	\$ 2,100	\$ (1,950)	1400%
4711 Rent Hangar 1	1,860	1,860	1,240	620	67%
4712 Rent Hangar 2	1,860	1,860	1,860	-	100%
4713 Rent Hangar 3	1,860	1,860	1,240	620	67%
4714 Rent Hangar 4	1,860	1,860	1,085	775	58%
4715 Rent Hangar 5	1,860	1,860	1,395	465	75%
4716 Rent Hangar 6	1,860	1,860	1,240	620	67%
4717 Rent Hangar 7	1,860	1,860	930	930	50%
4718 Rent Hangar 8	1,860	1,860	1,240	620	67%
4719 Rent Hangar 9	1,860	1,860	1,085	775	58%
4720 Rent Hangar 10	1,860	1,860	1,240	620	67%
4700 Rent Hangar 11	2,700	2,700	1,800	900	67%
4701 Rent Hangar 12	2,700	2,700	1,800	900	67%
4704 Rent Hangar 13	2,700	2,700	2,700	-	100%
4723 Rent Hangar 14	2,700	2,700	1,800	900	67%
4724 Rent Hangar 15	2,700	2,700	1,800	900	67%
4731 Rent Hangar 16	2,700	2,700	1,575	1,125	58%
4732 Rent Hangar 17	2,700	2,700	1,575	1,125	58%
4733 Rent Hangar 18	2,700	2,700	2,025	675	75%
4734 Rent Hangar 19	2,700	2,700	1,800	900	67%
4735 Rent Hangar 20	2,700	2,700	2,700	-	100%
4726 Rent Hangar Space H2	10,860	10,860	6,335	4,525	58%
4726 Rent Hangar Space M1	-	-	-	-	0%
4727 Rent Hangar Space M2	-	-	-	-	0%
4728 Rent Hangar Space M3	10,932	10,932	6,377	4,555	58%
4729 Rent Hangar Space M4	1,140	1,140	855	285	75%
4730 Rent Hangar Space M5	1,140	1,140	760	380	67%
4736 Rent - Williams Hangar	12,000	12,000	7,875	4,125	66%
4709 Farm Land Rent	13,950	13,950	3,212	10,738	23%
4710 Private Hangars (3)	-	-	-	-	0%
Other Service charges	300	300	-	300	0%
Commodity Sales	7,495	7,495	1,427	6,068	19%
Transfers In	79,880	79,880	39,940	39,940	50%
Overage (Shortage)	-	-	-	-	0%
Total Airport	<u>\$ 183,447</u>	<u>\$ 183,447</u>	<u>\$ 101,176</u>	<u>\$ 82,271</u>	55%

Commodity Sales Detail

4815 Aviation Fuel Sales - Cash	\$ -
4739 Aviation Fuel Sales - Credit Card	34,764
4816 Cost of Sales	(29,381)
4831 Credit Card Sales Charges	(3,956)
Total Commodity Sales	<u>\$ 1,427</u>

BUDGET STATUS
EXPENDITURES
(Unaudited)

Nueces County, Texas
Statement of Expenditures Budget to Actual
General Fund
April 30, 2019

	Original FY 2018 / 19 Budget	Adjusted FY 2018 / 19 Budget	Year to Date Activity	Available Balance	Percent of Budget Available
General Government					
1010 County Commissioner Prec 1					
Salaries	\$ 118,341	\$ 118,341	\$ 67,978	\$ 50,363	42.6%
Employee Benefits	33,620	33,620	17,661	15,959	47.5%
Other Personnel Expense	9,540	9,540	5,549	3,991	41.8%
Office Expense & Supplies	1,750	1,750	483	1,267	72.4%
Telephone & Utilities	550	550	208	342	62.3%
Maintenance & Repair	150	150	-	150	100.0%
Professional Services	2,700	2,700	-	2,700	100.0%
Other Services & Charges	550	550	233	317	57.6%
Travel	1,121	1,121	-	1,121	100.0%
Total	\$ 168,322	\$ 168,322	\$ 92,112	\$ 76,210	45.3%
1020 County Commissioner Prec 2					
Salaries	\$ 126,384	\$ 126,384	\$ 71,692	\$ 54,692	43.3%
Other Salary & Supplements	1,080	1,080	582	498	46.2%
Employee Benefits	35,531	35,531	20,464	15,067	42.4%
Other Personnel Expense	9,540	9,540	5,452	4,088	42.9%
Office Expense & Supplies	2,250	2,250	1,079	1,171	52.1%
Telephone & Utilities	550	550	161	389	70.6%
Maintenance & Repair	-	-	-	-	0.0%
Professional Services	1,200	1,200	930	270	22.5%
Other Services & Charges	-	-	-	-	0.0%
Travel	2,768	2,768	1,071	1,697	61.3%
Total	\$ 179,303	\$ 179,303	\$ 101,431	\$ 77,872	43.4%
1030 County Commissioner Prec 3					
Salaries	\$ 122,479	\$ 122,479	\$ 69,414	\$ 53,065	43.3%
Other Salary & Supplements	1,800	1,800	969	831	46.2%
Employee Benefits	46,923	46,923	28,060	18,863	40.2%
Other Personnel Expense	9,540	9,540	5,452	4,088	42.9%
Office Expense & Supplies	2,051	2,051	562	1,489	72.6%
Telephone & Utilities	550	550	213	337	61.3%
Maintenance & Repair	300	300	-	300	100.0%
Professional Services	1,400	1,400	425	975	69.6%
Other Services & Charges	600	600	175	425	70.8%
Other Expenses	-	-	-	-	0.0%
Travel	3,100	3,100	2,072	1,028	33.2%
Total	\$ 188,743	\$ 188,743	\$ 107,342	\$ 81,401	43.1%

	Original FY 2018 / 19 Budget	Adjusted FY 2018 / 19 Budget	Year to Date Activity	Available Balance	Percent of Budget Available
1040 County Commissioner Prec 4					
Salaries	\$ 118,341	\$ 118,341	\$ 65,230	\$ 53,111	44.9%
Employee Benefits	33,620	33,620	14,184	19,436	57.8%
Other Personnel Expense	9,540	9,540	5,452	4,088	42.9%
Office Expense & Supplies	1,268	1,268	88	1,180	93.1%
Telephone & Utilities	550	550	152	398	72.4%
Maintenance & Repair	150	150	-	150	100.0%
Professional Services	700	700	-	700	100.0%
Travel	2,100	2,100	1,537	563	26.8%
Total	\$ 166,269	\$ 166,269	\$ 86,642	\$ 79,627	47.9%
1120 County Judge					
Salaries	\$ 215,119	\$ 215,119	\$ 122,434	\$ 92,685	43.1%
Salaries Overtime	-	700	593	107	15.3%
Other Salary & Supplements	15,660	17,613	11,090	6,523	37.0%
Employee Benefits	62,045	62,045	33,166	28,879	46.5%
Other Personnel Expense	9,540	9,540	5,355	4,185	43.9%
Office Expense & Supplies	2,675	2,615	2,206	409	15.6%
Telephone & Utilities	1,000	1,000	209	791	79.1%
Maintenance & Repair	177	237	83	154	65.0%
Professional Services	1,500	1,500	645	855	57.0%
Other Services & Charges	500	500	326	174	34.8%
Travel	3,850	3,850	3,673	177	4.6%
Total	\$ 312,066	\$ 314,719	\$ 179,780	\$ 134,939	42.9%
1121 CCMGT Support					
Salaries	\$ 337,568	\$ 337,568	\$ 150,956	\$ 186,612	55.3%
Other Salary & Supplements	2,820	2,820	1,518	1,302	46.2%
Employee Benefits	99,671	99,671	51,597	48,074	48.2%
Other Personnel Expense	4,320	4,320	1,579	2,741	63.5%
Office Expense & Supplies	2,300	2,300	1,574	726	31.6%
Telephone & Utilities	1,300	1,300	415	885	68.1%
Professional Services	1,985	1,985	389	1,596	80.4%
Other Services & Charges	400	400	-	400	100.0%
Other Expenses	6,800	6,800	4,156	2,644	38.9%
Travel	2,997	2,997	1,137	1,860	62.1%
Total	\$ 460,161	\$ 460,161	\$ 213,321	\$ 246,840	53.6%

	Original FY 2018 / 19 Budget	Adjusted FY 2018 / 19 Budget	Year to Date Activity	Available Balance	Percent of Budget Available
1122 Grants Administration					
Salaries	\$ 165,231	\$ 165,231	\$ 73,139	\$ 92,092	55.7%
Salaries Overtime	-	196	196	0	0.1%
Other Salary & Supplements	1,980	1,980	720	1,260	63.6%
Employee Benefits	71,420	71,420	34,335	37,085	51.9%
Other Personnel Expense	6,480	6,480	3,489	2,991	46.2%
Office Expense & Supplies	3,155	3,155	2,422	733	23.2%
Telephone & Utilities	1,300	1,300	415	885	68.1%
Maintenance & Repair	220	220	125	95	43.2%
Professional Services	4,971	3,971	-	3,971	100.0%
Other Services & Charges	2,000	2,000	-	2,000	100.0%
Other Expenses	1,400	2,400	1,254	1,146	47.8%
Travel	2,200	2,004	80	1,924	96.0%
Total	\$ 260,357	\$ 260,357	\$ 116,175	\$ 144,182	55.4%
1125 Risk Management					
Salaries	\$ 112,657	\$ 112,657	\$ 59,904	\$ 52,753	46.8%
Employee Benefits	36,826	36,826	20,553	16,273	44.2%
Other Personnel Expense	5,760	5,760	3,102	2,658	46.2%
Office Expense & Supplies	10,200	10,200	1,888	8,312	81.5%
Telephone & Utilities	1,800	1,800	425	1,375	76.4%
Maintenance & Repair	200	200	-	200	100.0%
Professional Services	15,560	15,560	7,217	8,343	53.6%
Other Services & Charges	1,800	1,800	655	1,145	63.6%
Other Expenses	2,500	2,500	1,097	1,403	56.1%
Travel	3,000	3,000	899	2,101	70.0%
Total	\$ 190,303	\$ 190,303	\$ 95,739	\$ 94,564	49.7%

	Original FY 2018 / 19 Budget	Adjusted FY 2018 / 19 Budget	Year to Date Activity	Available Balance	Percent of Budget Available
1130 County Attorney					
Salaries	\$ 1,078,463	\$ 1,078,463	\$ 544,689	\$ 533,774	49.5%
Salaries Overtime	-	-	3	(3)	0.0%
Other Salary & Supplements	29,444	29,444	16,224	13,220	44.9%
Employee Benefits	378,138	378,138	202,377	175,761	46.5%
Other Personnel Expense	25,500	25,500	13,158	12,342	48.4%
Office Expense & Supplies	28,800	27,755	13,304	14,451	52.1%
Telephone & Utilities	2,000	2,000	638	1,362	68.1%
Maintenance & Repair	800	800	-	800	100.0%
Professional Services	24,795	25,840	12,550	13,290	51.4%
Other Services & Charges	4,500	4,500	2,082	2,418	53.7%
Other Expenses	10,600	10,600	6,945	3,655	34.5%
Travel	3,600	3,600	1,646	1,954	54.3%
Total	\$ 1,586,640	\$ 1,586,640	\$ 813,615	\$ 773,025	48.7%
1160 County Clerk					
Salaries	\$ 474,121	\$ 474,121	\$ 229,366	\$ 244,755	51.6%
Salaries Overtime	3,000	3,000	2,637	363	12.1%
Other Salary & Supplements	6,360	6,360	1,066	5,294	83.2%
Employee Benefits	212,156	212,156	109,767	102,389	48.3%
Other Personnel Expense	8,604	8,604	4,771	3,833	44.6%
Office Expense & Supplies	22,402	22,402	9,706	12,696	56.7%
Telephone & Utilities	2,050	2,050	628	1,422	69.4%
Maintenance & Repair	750	750	66	684	91.2%
Professional Services	2,700	2,700	1,642	1,058	39.2%
Other Services & Charges	1,700	1,700	86	1,614	94.9%
Other Expenses	13,090	13,090	7,246	5,844	44.6%
Travel	4,000	4,000	2,611	1,389	34.7%
Total	\$ 750,933	\$ 750,933	\$ 369,591	\$ 381,342	50.8%

	Original FY 2018 / 19 Budget	Adjusted FY 2018 / 19 Budget	Year to Date Activity	Available Balance	Percent of Budget Available
1170 County Clerk Treasury					
Salaries	\$ 188,037	\$ 188,037	\$ 88,400	\$ 99,637	53.0%
Salaries Overtime	6,000	6,000	1,207	4,793	79.9%
Other Salary & Supplements	1,920	1,920	1,034	886	46.2%
Employee Benefits	75,493	75,493	43,133	32,360	42.9%
Other Personnel Expense	1,080	1,080	582	498	46.2%
Office Expense & Supplies	28,926	28,926	9,023	19,903	68.8%
Telephone & Utilities	600	600	213	387	64.5%
Maintenance & Repair	2,800	2,800	1,812	988	35.3%
Professional Services	1,400	1,400	9	1,391	99.3%
Other Services & Charges	37,430	37,430	12,373	25,057	66.9%
Other Expenses	4,700	4,700	3,265	1,435	30.5%
Travel	1,800	1,800	-	1,800	100.0%
Total	\$ 350,186	\$ 350,186	\$ 161,050	\$ 189,136	54.0%
1180 County Clerk Collections					
Salaries	\$ 175,181	\$ 175,181	\$ 77,974	\$ 97,207	55.5%
Salaries Overtime	6,000	6,000	453	5,547	92.5%
Other Salary & Supplements	1,140	1,140	614	526	46.1%
Employee Benefits	77,097	77,097	41,633	35,464	46.0%
Office Expense & Supplies	11,200	11,200	2,484	8,716	77.8%
Maintenance & Repair	6,500	6,500	552	5,948	91.5%
Professional Services	16,464	16,464	350	16,114	97.9%
Other Services & Charges	705	705	178	527	74.8%
Other Expenses	4,800	4,800	3,430	1,370	28.5%
Travel	1,000	1,000	-	1,000	100.0%
Total	\$ 300,087	\$ 300,087	\$ 127,668	\$ 172,419	57.5%

	Original FY 2018 / 19 Budget	Adjusted FY 2018 / 19 Budget	Year to Date Activity	Available Balance	Percent of Budget Available
1190 County Clerk Elections					
Salaries	\$ 168,010	\$ 168,010	\$ 75,926	\$ 92,084	54.8%
Salaries Overtime	14,000	14,000	1,088	12,912	92.2%
Other Salary & Supplements	5,602	5,602	388	5,214	93.1%
Employee Benefits	63,514	63,514	41,022	22,492	35.4%
Other Personnel Expense	3,504	3,504	271	3,233	92.3%
Office Expense & Supplies	31,103	31,103	3,454	27,649	88.9%
Food & Kitchen Expenses	750	750	170	580	77.3%
Telephone & Utilities	35,175	35,175	241	34,934	99.3%
Maintenance & Repair	31,842	31,842	4,806	27,036	84.9%
Professional Services	227,683	227,683	53,198	174,486	76.6%
Other Services & Charges	310,153	310,153	3,245	306,908	99.0%
Other Expenses	250	250	-	250	100.0%
Travel	5,000	5,000	1,889	3,111	62.2%
Capital Outlay	17,500	17,500	3	17,497	100.0%
Total	\$ 914,086	\$ 914,086	\$ 185,701	\$ 728,385	79.7%
1200 Tax Assessor - Collector					
Salaries	\$ 2,079,653	\$ 2,079,653	\$ 1,060,281	\$ 1,019,372	49.0%
Salaries Overtime	2,500	2,500	568	1,932	77.3%
Other Salary & Supplements	56,799	56,799	40,780	16,019	28.2%
Employee Benefits	923,477	923,477	526,822	396,655	43.0%
Other Personnel Expense	11,340	11,340	6,421	4,919	43.4%
Office Expense & Supplies	192,115	192,115	54,759	137,356	71.5%
Telephone & Utilities	-	540	-	540	100.0%
Maintenance & Repair	4,500	3,960	-	3,960	100.0%
Professional Services	21,550	21,550	19,269	2,281	10.6%
Other Services & Charges	20,600	20,600	18,009	2,591	12.6%
Other Expenses	17,654	17,654	7,551	10,103	57.2%
Travel	19,011	19,011	8,546	10,465	55.0%
Total	\$ 3,349,199	\$ 3,349,199	\$ 1,743,005	\$ 1,606,194	48.0%

	Original FY 2018 / 19 Budget	Adjusted FY 2018 / 19 Budget	Year to Date Activity	Available Balance	Percent of Budget Available
1240 Information Technology					
Salaries	\$ 1,229,913	\$ 1,229,913	\$ 661,709	\$ 568,204	46.2%
Salaries Overtime	500	500	334	166	33.2%
Other Salary & Supplements	12,600	12,600	3,708	8,892	70.6%
Employee Benefits	437,386	437,386	246,877	190,509	43.6%
Other Personnel Expense	2,160	2,160	1,163	997	46.2%
Office Expense & Supplies	18,100	18,100	4,169	13,931	77.0%
Telephone & Utilities	548,909	548,909	171,851	377,058	68.7%
Maintenance & Repair	383,746	383,646	99,183	284,463	74.1%
Professional Services	811,000	811,000	399,550	411,450	50.7%
Other Services & Charges	4,311	4,411	2,581	1,830	41.5%
Travel	16,000	16,000	934	15,066	94.2%
Total	\$ 3,464,625	\$ 3,464,625	\$ 1,592,058	\$ 1,872,567	54.0%
1245 Human Resources					
Salaries	\$ 296,536	\$ 296,536	\$ 155,712	\$ 140,824	47.5%
Other Salary & Supplements	2,760	2,760	1,486	1,274	46.2%
Employee Benefits	102,608	102,608	57,650	44,958	43.8%
Other Personnel Expense	2,880	2,880	1,551	1,329	46.2%
Office Expense & Supplies	1,586	1,021	534	487	47.7%
Telephone & Utilities	650	650	213	437	67.3%
Professional Services	1,250	1,815	1,565	250	13.8%
Other Expenses	6,500	6,500	2,233	4,267	65.7%
Travel	2,000	2,000	937	1,063	53.2%
Total	\$ 416,770	\$ 416,770	\$ 222,030	\$ 194,740	46.7%

	Original FY 2018 / 19 Budget	Adjusted FY 2018 / 19 Budget	Year to Date Activity	Available Balance	Percent of Budget Available
1250 County Auditor					
Salaries	\$ 1,117,786	\$ 1,117,786	\$ 571,667	\$ 546,119	48.9%
Salaries Overtime	5,000	5,000	646	4,354	87.1%
Other Salary & Supplements	15,380	16,280	7,785	8,495	52.2%
Employee Benefits	464,247	463,347	258,053	205,294	44.3%
Other Personnel Expense	2,160	2,160	1,163	997	46.2%
Office Expense & Supplies	22,300	22,300	11,478	10,822	48.5%
Telephone & Utilities	5,000	5,000	1,587	3,413	68.3%
Maintenance & Repair	500	500	60	440	88.0%
Professional Services	359,500	359,500	266,529	92,971	25.9%
Other Services & Charges	7,600	7,600	6,319	1,281	16.9%
Other Expenses	15,000	15,000	6,886	8,114	54.1%
Travel	15,000	15,000	3,324	11,676	77.8%
Total	\$ 2,029,473	\$ 2,029,473	\$ 1,135,495	\$ 893,978	44.0%
1270 County Purchasing					
Salaries	\$ 389,908	\$ 389,908	\$ 203,959	\$ 185,949	47.7%
Salaries Overtime	400	400	-	400	100.0%
Other Salary & Supplements	4,740	4,740	2,552	2,188	46.2%
Employee Benefits	176,736	176,736	100,555	76,181	43.1%
Other Personnel Expense	2,880	2,880	1,551	1,329	46.2%
Office Expense & Supplies	12,125	12,125	4,927	7,198	59.4%
Food & Kitchen Expenses	300	300	-	300	100.0%
Telephone & Utilities	2,675	2,675	208	2,467	92.2%
Maintenance & Repair	6,575	6,575	1,168	5,407	82.2%
Professional Services	1,500	1,500	75	1,425	95.0%
Other Services & Charges	16,861	16,861	11,296	5,565	33.0%
Other Expenses	12,130	12,130	3,890	8,240	67.9%
Travel	1,500	1,500	-	1,500	100.0%
Total	\$ 628,330	\$ 628,330	\$ 330,180	\$ 298,150	47.5%

	Original FY 2018 / 19 Budget	Adjusted FY 2018 / 19 Budget	Year to Date Activity	Available Balance	Percent of Budget Available
1275 Veterans' Service					
Salaries	\$ 75,763	\$ 75,763	\$ 40,176	\$ 35,587	47.0%
Employee Benefits	31,850	31,850	18,329	13,521	42.5%
Other Personnel Expense	2,520	2,520	1,357	1,163	46.2%
Office Expense & Supplies	3,050	2,750	220	2,530	92.0%
Maintenance & Repair	200	200	-	200	100.0%
Other Services & Charges	19,779	19,779	11,480	8,299	42.0%
Other Expenses	3,090	3,090	1,199	1,891	61.2%
Travel	2,000	2,000	-	2,000	100.0%
Total	\$ 138,252	\$ 138,252	\$ 72,974	\$ 65,278	47.2%
1280 Employees' Benefits					
Employee Benefits	\$ 52,276	\$ 52,276	\$ -	\$ 52,276	100.0%
Office Expense & Supplies	1,250	1,250	29	1,221	97.7%
Food & Kitchen Expenses	700	700	-	700	100.0%
Professional Services	133,260	133,260	43,777	89,483	67.1%
Other Services & Charges	14,000	14,000	666	13,334	95.2%
Other Expenses	1,500	1,500	-	1,500	100.0%
Total	\$ 202,986	\$ 202,986	\$ 44,472	\$ 158,514	78.1%
1285 General Administration					
Office Expense & Supplies	\$ 4,300	\$ 4,300	\$ 3,909	\$ 391	9.1%
Food & Kitchen Expenses	500	500	408	92	18.4%
Professional Services	421,350	432,550	131,721	300,829	69.5%
Reserve Appropriations	3,750,000	3,739,863	-	3,739,863	100.0%
Other Services & Charges	1,228,433	1,219,717	666,580	553,137	45.3%
Other Expenses	7,174	7,174	4,231	2,943	41.0%
Travel	13,000	13,000	14,064	(1,064)	-8.2%
Total	\$ 5,424,757	\$ 5,417,104	\$ 820,913	\$ 4,596,191	84.8%
Total General Government	\$ 21,481,848	\$ 21,476,848	\$ 8,611,294	\$ 12,865,554	59.9%

	Original FY 2018 / 19 Budget	Adjusted FY 2018 / 19 Budget	Year to Date Activity	Available Balance	Percent of Budget Available
Buildings & Facilities					
1400 General Repairs - Building					
Salaries	\$ 60,105	\$ 60,105	\$ 31,814	\$ 28,291	47.1%
Salaries Overtime	3,500	3,500	265	3,235	92.4%
Other Salary & Supplements	840	840	452	388	46.2%
Employee Benefits	34,020	34,020	20,752	13,268	39.0%
Maintenance & Repair	3,493	3,493	753	2,740	78.4%
Total	\$ 101,958	\$ 101,958	\$ 54,036	\$ 47,922	47.0%
1440 Ronnie H. Polston Bldg					
Salaries	\$ 24,569	\$ 24,569	\$ 12,763	\$ 11,806	48.1%
Employee Benefits	13,596	13,596	8,102	5,494	40.4%
Office Expense & Supplies	845	845	463	382	45.2%
Telephone & Utilities	21,366	21,366	8,096	13,270	62.1%
Maintenance & Repair	645	645	149	496	76.9%
Total	\$ 61,021	\$ 61,021	\$ 29,573	\$ 31,448	51.5%
1450 Bill Bode County Building					
Salaries	\$ 31,517	\$ 31,517	\$ 15,869	\$ 15,648	49.6%
Other Salary & Supplements	810	810	436	374	46.2%
Employee Benefits	16,885	16,885	9,407	7,478	44.3%
Office Expense & Supplies	840	840	229	611	72.8%
Telephone & Utilities	19,800	19,800	7,158	12,642	63.8%
Maintenance & Repair	200	200	-	200	100.0%
Total	\$ 70,052	\$ 70,052	\$ 33,099	\$ 36,953	52.8%
1460 Robert N. Barnes Juv. Facility					
Telephone & Utilities	\$ 329,857	\$ 329,857	\$ 119,489	\$ 210,368	63.8%
Maintenance & Repair	1,045	1,045	349	696	66.6%
Other Services & Charges	500	500	-	500	100.0%
Total	\$ 331,402	\$ 331,402	\$ 119,838	\$ 211,564	63.8%
1465 Broadway Warehouse					
Telephone & Utilities	\$ 6,392	\$ 6,392	\$ 3,884	\$ 2,508	39.2%
Maintenance & Repair	223	623	379	244	39.2%
Total	\$ 6,615	\$ 7,015	\$ 4,263	\$ 2,752	39.2%

	Original FY 2018 / 19 Budget	Adjusted FY 2018 / 19 Budget	Year to Date Activity	Available Balance	Percent of Budget Available
1470 Records Management Department					
Salaries	\$ 241,460	\$ 241,460	\$ 117,616	\$ 123,844	51.3%
Salaries Overtime	-	400	184	216	53.9%
Other Salary & Supplements	36,720	36,720	18,185	18,535	50.5%
Employee Benefits	102,829	102,829	54,787	48,042	46.7%
Office Expense & Supplies	4,500	4,500	1,388	3,112	69.1%
Telephone & Utilities	27,496	27,496	10,329	17,167	62.4%
Maintenance & Repair	29,500	29,100	3,553	25,547	87.8%
Other Services & Charges	216,311	216,311	115,185	101,126	46.8%
Other Expenses	3,000	3,000	1,674	1,326	44.2%
Travel	900	900	-	900	100.0%
Total	\$ 662,716	\$ 662,716	\$ 322,903	\$ 339,813	51.3%
1490 CSCD Cook Building					
Office Expense & Supplies	16,000	16,000	9,461	6,539	40.9%
Telephone & Utilities	83,914	83,914	29,325	54,589	65.1%
Maintenance & Repair	2,626	2,626	469	2,157	82.1%
Other Services & Charges	67,800	67,800	33,883	33,917	50.0%
Other Expenses	12,200	12,200	8,406	3,794	31.1%
Total	\$ 182,540	\$ 182,540	\$ 81,544	\$ 100,996	55.3%
1500 Mechanical Maintenance					
Salaries	\$ 327,066	\$ 327,066	\$ 156,673	\$ 170,393	52.1%
Salaries Overtime	10,000	10,000	1,018	8,982	89.8%
Other Salary & Supplements	2,100	2,100	1,131	969	46.2%
Employee Benefits	139,602	139,602	91,992	47,610	34.1%
Other Personnel Expense	2,000	7,000	1,718	5,282	75.5%
Office Expense & Supplies	3,500	3,500	2,625	875	25.0%
Telephone & Utilities	1,271,799	1,271,799	553,987	717,812	56.4%
Maintenance & Repair	12,026	12,026	5,166	6,860	57.0%
Professional Services	10,359	10,359	5,988	4,371	42.2%
Other Services & Charges	1,500	1,500	240	1,260	84.0%
Total	\$ 1,779,952	\$ 1,784,952	\$ 820,539	\$ 964,413	54.0%

	Original FY 2018 / 19 Budget	Adjusted FY 2018 / 19 Budget	Year to Date Activity	Available Balance	Percent of Budget Available
1510 Agua Dulce Building					
Salaries	\$ 13,165	\$ 13,165	\$ 6,837	\$ 6,328	48.1%
Employee Benefits	8,760	8,760	5,477	3,283	37.5%
Office Expense & Supplies	1,077	1,077	137	940	87.3%
Telephone & Utilities	21,670	21,670	9,835	11,835	54.6%
Maintenance & Repair	300	300	-	300	100.0%
Total	\$ 44,972	\$ 44,972	\$ 22,285	\$ 22,687	50.4%
1520 Bishop Building					
Office Expense & Supplies	900	900	563	337	37.4%
Telephone & Utilities	39,850	39,850	24,990	14,860	37.3%
Maintenance & Repair	322	322	37	285	88.5%
Total	\$ 41,072	\$ 41,072	\$ 25,590	\$ 15,482	37.7%
1530 Port Aransas Building					
Salaries	\$ 12,008	\$ 12,008	\$ 6,255	\$ 5,753	47.9%
Employee Benefits	2,839	2,839	1,648	1,191	42.0%
Office Expense & Supplies	1,050	1,050	147	903	86.0%
Telephone & Utilities	20,301	20,301	412	19,889	98.0%
Maintenance & Repair	78	78	-	78	100.0%
Other Services & Charges	-	500	371	129	25.8%
Total	\$ 36,276	\$ 36,776	\$ 8,832	\$ 27,944	76.0%
1540 Johnny S. Calderon Co. Bldg					
Salaries	\$ 81,066	\$ 81,066	\$ 42,118	\$ 38,948	48.0%
Other Salary & Supplements	1,380	1,380	743	637	46.2%
Employee Benefits	42,829	42,829	28,647	14,182	33.1%
Office Expense & Supplies	2,800	2,800	1,623	1,177	42.1%
Telephone & Utilities	105,235	105,235	32,602	72,633	69.0%
Maintenance & Repair	1,027	1,027	531	496	48.3%
Other Services & Charges	100	100	-	100	100.0%
Total	\$ 234,437	\$ 234,437	\$ 106,263	\$ 128,174	54.7%

	Original FY 2018 / 19 Budget	Adjusted FY 2018 / 19 Budget	Year to Date Activity	Available Balance	Percent of Budget Available
1545 Keach Library Building					
Salaries	\$ 25,714	\$ 25,714	\$ 13,357	\$ 12,357	48.1%
Other Salary & Supplements	1,800	1,800	969	831	46.2%
Employee Benefits	14,283	14,283	8,649	5,635	39.4%
Office Expense & Supplies	2,000	2,000	1,168	832	41.6%
Telephone & Utilities	198,788	198,788	49,821	148,967	74.9%
Maintenance & Repair	144	744	191	553	74.3%
Total	\$ 242,729	\$ 243,329	\$ 74,156	\$ 169,173	69.5%
1550 Agriculture Bldg - Robstown					
Telephone & Utilities	\$ 13,500	\$ 13,500	\$ 2,533	\$ 10,967	81.2%
Maintenance & Repair	22,360	22,360	-	22,360	100.0%
Other Services & Charges	305	305	178	127	41.7%
Total	\$ 36,165	\$ 36,165	\$ 2,711	\$ 33,454	92.5%
1565 Medical Examiner Building					
Office Expense & Supplies	\$ 150	\$ 150	\$ -	\$ 150	100.0%
Telephone & Utilities	28,985	28,985	8,274	20,711	71.5%
Maintenance & Repair	258	858	379	479	55.8%
Total	\$ 29,393	\$ 29,993	\$ 8,653	\$ 21,340	71.2%
1570 Building Superintendent					
Salaries	\$ 358,200	\$ 358,200	\$ 171,602	\$ 186,598	52.1%
Salaries Overtime	-	1,500	948	552	36.8%
Other Salary & Supplements	4,080	4,080	2,155	1,925	47.2%
Employee Benefits	142,127	142,127	75,877	66,250	46.6%
Other Personnel Expense	8,648	8,648	4,657	3,991	46.2%
Office Expense & Supplies	2,122	2,122	1,348	774	36.5%
Telephone & Utilities	7,300	7,300	3,113	4,187	57.4%
Maintenance & Repair	2,118,127	1,993,527	816,839	1,176,688	59.0%
Professional Services	19,061	117,661	5,894	111,768	95.0%
Other Services & Charges	647,976	651,976	378,676	273,300	41.9%
Other Expenses	3,000	3,000	1,654	1,346	44.9%
Travel	1,000	2,400	2,341	59	2.5%
Total	\$ 3,311,641	\$ 3,292,541	\$ 1,465,105	\$ 1,827,436	55.5%

	Original FY 2018 / 19 Budget	Adjusted FY 2018 / 19 Budget	Year to Date Activity	Available Balance	Percent of Budget Available
1580 Welfare Bldg - Robstown					
Office Expense & Supplies	\$ 673	\$ 673	\$ 282	\$ 391	\$ 58.1%
Telephone & Utilities	20,746	20,746	6,879	13,867	66.8%
Maintenance & Repair	373	373	118	255	68.5%
Total	\$ 21,792	\$ 21,792	\$ 7,279	\$ 14,513	66.6%
1590 Hilltop Facility					
Salaries	\$ 71,604	\$ 71,604	\$ 34,481	\$ 37,123	51.8%
Other Salary & Supplements	810	810	436	374	46.2%
Employee Benefits	34,416	34,416	20,046	14,370	41.8%
Office Expense & Supplies	6,000	6,000	680	5,320	88.7%
Telephone & Utilities	41,518	41,518	13,488	28,030	67.5%
Maintenance & Repair	44,270	44,270	25,382	18,888	42.7%
Professional Services	-	-	-	-	0.0%
Other Services & Charges	12,305	12,305	2,947	9,358	76.0%
Total	\$ 210,923	\$ 210,923	\$ 97,460	\$ 113,463	53.8%
1600 Precinct III Yard Buildings					
Office Expense & Supplies	\$ 390	\$ 390	\$ 147	\$ 243	62.4%
Telephone & Utilities	18,000	18,000	6,775	11,225	62.4%
Maintenance & Repair	391	391	-	391	100.0%
Total	\$ 18,781	\$ 18,781	\$ 6,921	\$ 11,860	63.1%
1740 McKenzie Jail Annex					
Salaries	\$ 103,237	\$ 103,237	\$ 41,204	\$ 62,033	60.1%
Salaries Overtime	1,584	1,584	166	1,418	89.5%
Employee Benefits	39,349	39,349	20,553	18,796	47.8%
Office Expense & Supplies	200	1,200	489	711	59.3%
Telephone & Utilities	605,763	605,763	287,913	317,850	52.5%
Maintenance & Repair	2,118	5,118	3,408	1,710	33.4%
Professional Services	-	-	-	-	0.0%
Other Services & Charges	1,805	9,805	9,175	630	6.4%
Total	\$ 754,056	\$ 766,056	\$ 362,908	\$ 403,148	52.6%

	Original FY 2018 / 19 Budget	Adjusted FY 2018 / 19 Budget	Year to Date Activity	Available Balance	Percent of Budget Available
1760 Robstown Community Building					
Office Expense & Supplies	\$ 515	\$ 515	\$ -	\$ 515	100.0%
Telephone & Utilities	42,505	42,505	13,516	28,989	68.2%
Maintenance & Repair	36,500	34,500	7,522	26,978	78.2%
Other Services & Charges	5,000	7,000	1,825	5,175	73.9%
Total	\$ 84,520	\$ 84,520	\$ 22,863	\$ 61,657	72.9%
1770 Sr Community Services Bldgs.					
Office Expense & Supplies	\$ 230	\$ 230	\$ -	\$ 230	100.0%
Telephone & Utilities	37,247	37,247	15,453	21,794	58.5%
Maintenance & Repair	24,700	24,700	3,174	21,526	87.1%
Other Services & Charges	4,000	4,000	1,243	2,757	68.9%
Total	\$ 66,177	\$ 66,177	\$ 19,871	\$ 46,307	70.0%
1780 David Berlanga, Sr. Bldg					
Office Expense & Supplies	\$ 60	\$ 60	\$ -	\$ 60	100.0%
Telephone & Utilities	22,941	22,941	7,623	15,318	66.8%
Maintenance & Repair	12,850	12,850	890	11,960	93.1%
Other Services & Charges	1,760	1,760	518	1,242	70.6%
Total	\$ 37,611	\$ 37,611	\$ 9,031	\$ 28,580	76.0%
Total Buildings & Facilities	\$ 8,366,801	\$ 8,366,801	\$ 3,705,721	\$ 4,661,080	55.7%
Administration of Justice					
3110 County Court at Law 1					
Salaries	\$ 332,191	\$ 332,191	\$ 184,955	\$ 147,236	44.3%
Other Salary & Supplements	7,100	7,100	5,094	2,006	28.3%
Employee Benefits	114,711	114,711	65,112	49,599	43.2%
Office Expense & Supplies	3,965	3,965	2,465	1,500	37.8%
Maintenance & Repair	500	500	83	417	83.4%
Professional Services	1,685	1,685	439	1,246	74.0%
Special Personnel Services	192,500	192,500	74,798	117,702	61.1%
Other Services & Charges	2,000	2,000	1,500	500	25.0%
Other Expenses	4,025	4,025	2,389	1,636	40.6%
Travel	1,000	1,000	332	668	66.8%
Total	\$ 659,677	\$ 659,677	\$ 337,167	\$ 322,510	48.9%

	Original FY 2018 / 19 Budget	Adjusted FY 2018 / 19 Budget	Year to Date Activity	Available Balance	Percent of Budget Available
3120 County Court at Law 2					
Salaries	\$ 325,175	\$ 325,175	\$ 174,812	\$ 150,363	46.2%
Other Salary & Supplements	4,880	6,880	1,066	5,814	84.5%
Employee Benefits	112,775	112,775	56,347	56,428	50.0%
Office Expense & Supplies	4,500	4,500	2,623	1,877	41.7%
Maintenance & Repair	500	500	83	417	83.4%
Professional Services	900	900	560	340	37.8%
Special Personnel Services	192,500	190,500	86,418	104,083	54.6%
Other Services & Charges	2,000	2,000	1,500	500	25.0%
Other Expenses	5,200	5,200	3,355	1,845	35.5%
Travel	1,000	1,000	689	311	31.1%
Total	\$ 649,430	\$ 649,430	\$ 327,452	\$ 321,978	49.6%
3130 County Court at Law 3					
Salaries	\$ 316,290	\$ 316,290	\$ 176,860	\$ 139,430	44.1%
Salaries Overtime	-	3,500	1,599	1,901	54.3%
Other Salary & Supplements	4,160	4,160	1,163	2,997	72.0%
Employee Benefits	90,899	90,899	56,257	34,642	38.1%
Office Expense & Supplies	3,265	4,665	3,427	1,238	26.5%
Maintenance & Repair	500	500	83	417	83.4%
Professional Services	1,685	1,685	814	871	51.7%
Special Personnel Services	192,800	187,300	90,818	96,482	51.5%
Other Services & Charges	2,000	2,000	1,500	500	25.0%
Other Expenses	5,200	5,200	3,411	1,789	34.4%
Travel	1,000	1,600	682	918	57.4%
Total	\$ 617,799	\$ 617,799	\$ 336,612	\$ 281,187	45.5%

	Original FY 2018 / 19 Budget	Adjusted FY 2018 / 19 Budget	Year to Date Activity	Available Balance	Percent of Budget Available
3140 County Court at Law 4					
Salaries	\$ 316,014	\$ 316,014	\$ 176,753	\$ 139,261	44.1%
Other Salary & Supplements	3,590	3,590	856	2,734	76.2%
Employee Benefits	94,669	94,669	50,306	44,363	46.9%
Office Expense & Supplies	3,565	3,565	3,257	308	8.6%
Maintenance & Repair	500	500	83	417	83.4%
Professional Services	1,685	1,685	494	1,191	70.7%
Special Personnel Services	192,800	192,800	88,631	104,169	54.0%
Other Services & Charges	2,000	2,000	1,500	500	25.0%
Other Expenses	4,025	4,025	2,389	1,636	40.6%
Travel	1,000	1,000	-	1,000	100.0%
Total	\$ 619,848	\$ 619,848	\$ 324,269	\$ 295,579	47.7%
3150 County Court at Law 5					
Salaries	\$ 377,546	\$ 377,546	\$ 208,771	\$ 168,775	44.7%
Salaries Overtime	-	-	-	-	0.0%
Other Salary & Supplements	2,000	7,000	3,980	3,020	43.1%
Employee Benefits	120,014	120,014	68,445	51,569	43.0%
Office Expense & Supplies	5,500	5,500	3,518	1,982	36.0%
Maintenance & Repair	500	500	83	417	83.4%
Professional Services	1,685	1,685	564	1,121	66.5%
Special Personnel Services	461,500	461,500	374,987	86,513	18.7%
Other Services & Charges	2,000	2,000	1,500	500	25.0%
Other Expenses	6,000	6,000	3,502	2,498	41.6%
Travel	1,300	1,300	379	922	70.9%
Total	\$ 978,045	\$ 983,045	\$ 665,729	\$ 317,316	32.3%
3200 Legal Aid					
Salaries	\$ 61,908	\$ 61,908	\$ 32,570	\$ 29,338	47.4%
Employee Benefits	13,093	13,093	6,900	6,193	47.3%
Office Expense & Supplies	3,792	3,792	2,374	1,418	37.4%
Other Services & Charges	25,000	25,000	25,000	-	0.0%
Total	\$ 103,793	\$ 103,793	\$ 66,843	\$ 36,950	35.6%

	Original FY 2018 / 19 Budget	Adjusted FY 2018 / 19 Budget	Year to Date Activity	Available Balance	Percent of Budget Available
3250 Magistrate/ DWI Drug Court					
Salaries	\$ 195,750	\$ 201,356	\$ 107,405	\$ 93,951	46.7%
Other Salary & Supplements	1,920	1,920	1,034	886	46.2%
Employee Benefits	61,462	62,598	34,889	27,709	44.3%
Office Expense & Supplies	2,650	2,650	4,224	(1,574)	-59.4%
Professional Services	1,200	-	-	-	0.0%
Special Personnel Services	3,000	200	-	200	100.0%
Other Services & Charges	2,200	2,200	294	1,906	86.6%
Other Expenses	6,150	6,150	2,677	3,473	56.5%
Travel	3,000	258	-	258	100.0%
Total	\$ 277,332	\$ 277,332	\$ 150,523	\$ 126,809	45.7%
3300 Court Administration					
Salaries	\$ 272,923	\$ 272,923	\$ 146,966	\$ 125,957	46.2%
Other Salary & Supplements	38,800	38,800	21,460	17,340	44.7%
Employee Benefits	117,296	117,296	64,905	52,391	44.7%
Office Expense & Supplies	5,700	5,400	1,655	3,745	69.3%
Food & Kitchen Expenses	1,200	1,200	887	313	26.1%
Maintenance & Repair	1,000	600	40	560	93.3%
Professional Services	500	1,500	975	525	35.0%
Special Personnel Services	267,500	267,500	8,319	259,181	96.9%
Other Services & Charges	53,270	52,970	51,254	1,716	3.2%
Other Expenses	6,900	6,900	1,945	4,955	71.8%
Travel	2,600	2,600	1,538	1,062	40.8%
Total	\$ 767,689	\$ 767,689	\$ 299,945	\$ 467,744	60.9%

	Original FY 2018 / 19 Budget	Adjusted FY 2018 / 19 Budget	Year to Date Activity	Available Balance	Percent of Budget Available
3305 Title IV-D Court					
Salaries	\$ 134,764	\$ 134,764	\$ 64,375	\$ 70,389	52.2%
Other Salary & Supplements	1,800	1,800	969	831	46.2%
Employee Benefits	48,708	48,708	25,816	22,892	47.0%
Office Expense & Supplies	1,370	1,370	355	1,015	74.1%
Maintenance & Repair	250	250	83	167	66.9%
Professional Services	1,035	1,035	389	646	62.4%
Other Services & Charges	300	300	-	300	100.0%
Total	\$ 188,227	\$ 188,227	\$ 91,986	\$ 96,241	51.1%
3310 28th District Court					
Salaries	\$ 170,428	\$ 170,428	\$ 91,139	\$ 79,289	46.5%
Salaries Overtime	1,000	1,000	-	1,000	100.0%
Other Salary & Supplements	24,620	24,620	12,988	11,632	47.2%
Employee Benefits	48,593	48,593	29,227	19,366	39.9%
Office Expense & Supplies	3,725	3,725	1,281	2,444	65.6%
Maintenance & Repair	500	500	83	417	83.4%
Professional Services	1,785	1,785	864	921	51.6%
Special Personnel Services	345,340	345,340	144,575	200,765	58.1%
Other Services & Charges	2,200	2,200	1,500	700	31.8%
Other Expenses	3,335	3,335	1,834	1,501	45.0%
Travel	1,500	1,500	835	665	44.3%
Total	\$ 603,026	\$ 603,026	\$ 284,325	\$ 318,701	52.9%

	Original FY 2018 / 19 Budget	Adjusted FY 2018 / 19 Budget	Year to Date Activity	Available Balance	Percent of Budget Available
3320 94th District Court					
Salaries	\$ 171,786	\$ 171,786	\$ 91,914	\$ 79,872	46.5%
Salaries Overtime	-	-	-	-	0.0%
Other Salary & Supplements	23,840	23,840	12,568	11,272	47.3%
Employee Benefits	68,273	68,273	38,749	29,524	43.2%
Office Expense & Supplies	3,625	3,625	1,220	2,405	66.3%
Maintenance & Repair	500	500	83	417	83.4%
Professional Services	1,785	1,785	889	896	50.2%
Special Personnel Services	347,140	347,140	129,867	217,273	62.6%
Other Services & Charges	2,200	2,200	1,500	700	31.8%
Other Expenses	3,760	3,760	2,226	1,534	40.8%
Travel	1,500	1,500	692	808	53.9%
Total	\$ 624,409	\$ 624,409	\$ 279,706	\$ 344,703	55.2%
3330 105th District Court					
Salaries	\$ 151,843	\$ 151,843	\$ 81,053	\$ 70,790	46.6%
Salaries Overtime	1,000	1,000	-	1,000	100.0%
Other Salary & Supplements	20,660	20,660	10,855	9,805	47.5%
Employee Benefits	59,481	59,481	33,908	25,573	43.0%
Office Expense & Supplies	3,525	3,525	949	2,576	73.1%
Maintenance & Repair	500	500	83	417	83.4%
Professional Services	1,785	1,785	849	936	52.5%
Special Personnel Services	181,140	181,140	123,543	57,597	31.8%
Other Services & Charges	2,200	2,200	1,575	625	28.4%
Other Expenses	2,800	2,800	1,339	1,462	52.2%
Travel	1,500	1,500	1,046	454	30.3%
Total	\$ 426,434	\$ 426,434	\$ 255,200	\$ 171,234	40.2%

	Original FY 2018 / 19 Budget	Adjusted FY 2018 / 19 Budget	Year to Date Activity	Available Balance	Percent of Budget Available
3340 117th District Court					
Salaries	\$ 183,794	\$ 183,794	\$ 98,299	\$ 85,495	46.5%
Salaries Overtime	1,000	1,000	-	1,000	100.0%
Other Salary & Supplements	24,380	24,380	12,858	11,522	47.3%
Employee Benefits	74,849	74,849	42,508	32,341	43.2%
Office Expense & Supplies	3,625	3,625	2,547	1,078	29.7%
Maintenance & Repair	500	500	335	165	32.9%
Professional Services	1,785	1,785	789	996	55.8%
Special Personnel Services	345,840	345,840	175,730	170,111	49.2%
Other Services & Charges	2,200	2,200	1,869	331	15.0%
Other Expenses	3,760	3,760	2,226	1,534	40.8%
Travel	1,500	1,500	692	808	53.9%
Total	\$ 643,233	\$ 643,233	\$ 337,852	\$ 305,381	47.5%
3350 148th District Court					
Salaries	\$ 157,147	\$ 157,147	\$ 83,981	\$ 73,166	46.6%
Salaries Overtime	1,000	1,000	220	780	78.0%
Other Salary & Supplements	21,920	21,920	11,534	10,386	47.4%
Employee Benefits	69,057	69,057	39,493	29,564	42.8%
Office Expense & Supplies	3,525	3,525	3,127	398	11.3%
Maintenance & Repair	500	500	83	417	83.4%
Professional Services	1,785	1,785	1,189	596	33.4%
Special Personnel Services	346,140	346,140	165,069	181,071	52.3%
Other Services & Charges	2,200	2,200	1,970	230	10.5%
Other Expenses	3,220	3,220	1,674	1,546	48.0%
Travel	1,500	1,500	440	1,060	70.7%
Total	\$ 607,994	\$ 607,994	\$ 308,779	\$ 299,215	49.2%

	Original FY 2018 / 19 Budget	Adjusted FY 2018 / 19 Budget	Year to Date Activity	Available Balance	Percent of Budget Available
3360 214th District Court					
Salaries	\$ 151,822	\$ 151,822	\$ 77,363	\$ 74,459	49.0%
Salaries Overtime	1,000	1,000	839	161	16.1%
Other Salary & Supplements	20,000	22,100	14,581	7,519	34.0%
Employee Benefits	55,480	55,480	38,584	16,896	30.5%
Office Expense & Supplies	3,925	3,925	3,606	319	8.1%
Maintenance & Repair	500	500	83	417	83.4%
Professional Services	1,785	1,785	864	921	51.6%
Special Personnel Services	346,140	344,040	206,407	137,633	40.0%
Other Services & Charges	2,200	2,200	1,900	300	13.6%
Other Expenses	2,610	2,610	1,487	1,123	43.0%
Travel	1,500	1,500	918	582	38.8%
Total	\$ 586,962	\$ 586,962	\$ 346,632	\$ 240,330	40.9%
3370 319th District Court					
Salaries	\$ 162,578	\$ 162,578	\$ 82,215	\$ 80,363	49.4%
Salaries Overtime	1,000	1,000	-	1,000	100.0%
Other Salary & Supplements	21,920	21,920	11,534	10,386	47.4%
Employee Benefits	54,188	54,188	32,994	21,194	39.1%
Office Expense & Supplies	3,625	3,625	1,281	2,344	64.6%
Maintenance & Repair	500	500	83	417	83.4%
Professional Services	1,785	1,785	439	1,346	75.4%
Special Personnel Services	346,140	346,140	133,260	212,880	61.5%
Other Services & Charges	2,200	2,200	1,644	556	25.3%
Other Expenses	3,000	3,000	1,459	1,541	51.4%
Travel	1,500	1,500	-	1,500	100.0%
Total	\$ 598,436	\$ 598,436	\$ 264,908	\$ 333,528	55.7%

	Original FY 2018 / 19 Budget	Adjusted FY 2018 / 19 Budget	Year to Date Activity	Available Balance	Percent of Budget Available
3380 347th District Court					
Salaries	\$ 183,476	\$ 183,476	\$ 97,528	\$ 85,948	46.8%
Salaries Overtime	1,000	1,000	418	582	58.2%
Other Salary & Supplements	23,480	23,480	12,374	11,106	47.3%
Employee Benefits	87,381	87,381	50,267	37,114	42.5%
Office Expense & Supplies	4,125	4,125	3,287	838	20.3%
Maintenance & Repair	500	500	83	417	83.4%
Professional Services	1,785	3,033	739	2,294	75.6%
Special Personnel Services	346,140	344,892	124,332	220,560	64.0%
Other Services & Charges	2,200	2,200	1,650	550	25.0%
Other Expenses	3,000	3,000	1,459	1,541	51.4%
Travel	1,500	1,500	693	807	53.8%
Total	\$ 654,587	\$ 654,587	\$ 292,829	\$ 361,758	55.3%
3480 Juvenile Probation					
Salaries	\$ 1,653,427	\$ 1,653,427	\$ 862,062	\$ 791,365	47.9%
Salaries Overtime	4,500	8,000	4,541	3,459	43.2%
Other Salary & Supplements	27,060	27,060	14,751	12,309	45.5%
Employee Benefits	701,999	701,999	393,747	308,252	43.9%
Other Personnel Expense	50,000	50,000	25,139	24,861	49.7%
Office Expense & Supplies	22,494	18,994	9,105	9,889	52.1%
Telephone & Utilities	10,200	10,200	2,414	7,786	76.3%
Maintenance & Repair	16,414	16,414	5,945	10,469	63.8%
Professional Services	11,600	13,600	7,774	5,826	42.8%
Other Services & Charges	23,943	23,943	18,384	5,559	23.2%
Other Expenses	14,100	14,100	8,527	5,573	39.5%
Travel	35,000	33,000	16,255	16,745	50.7%
Total	\$ 2,570,737	\$ 2,570,737	\$ 1,368,642	\$ 1,202,095	46.8%

	Original FY 2018 / 19 Budget	Adjusted FY 2018 / 19 Budget	Year to Date Activity	Available Balance	Percent of Budget Available
3490 Juvenile Detention					
Salaries	\$ 876,772	\$ 844,772	\$ 416,724	\$ 428,048	50.7%
Salaries Overtime	27,560	87,560	60,568	26,992	30.8%
Other Salary & Supplements	53,900	53,900	25,636	28,264	52.4%
Employee Benefits	409,417	409,417	216,226	193,191	47.2%
Office Expense & Supplies	9,300	9,300	6,740	2,560	27.5%
Food & Kitchen Expenses	110,000	106,000	68,020	37,980	35.8%
Maintenance & Repair	9,000	11,000	4,900	6,100	55.5%
Professional Services	5,000	7,000	3,886	3,114	44.5%
Other Services & Charges	11,000	11,000	4,693	6,307	57.3%
Other Expenses	15,020	15,020	7,666	7,354	49.0%
Travel	1,800	1,800	587	1,213	67.4%
Total	\$ 1,528,769	\$ 1,556,769	\$ 815,647	\$ 741,122	47.6%
3492 Juvenile Justice Post-Adjudica					
Salaries	\$ 1,032,583	\$ 945,383	\$ 446,628	\$ 498,755	52.8%
Salaries Overtime	30,000	60,200	37,043	23,157	38.5%
Other Salary & Supplements	34,760	63,760	25,453	38,307	60.1%
Employee Benefits	470,293	470,293	238,816	231,477	49.2%
Office Expense & Supplies	8,050	8,050	4,566	3,484	43.3%
Food & Kitchen Expenses	95,000	90,000	39,447	50,553	56.2%
Maintenance & Repair	10,500	10,500	3,278	7,222	68.8%
Professional Services	6,300	8,300	4,040	4,260	51.3%
Other Services & Charges	9,000	12,000	6,885	5,115	42.6%
Other Expenses	3,300	3,300	1,550	1,750	53.0%
Travel	900	900	698	202	22.4%
Total	\$ 1,700,686	\$ 1,672,686	\$ 808,403	\$ 864,283	51.7%

	Original FY 2018 / 19 Budget	Adjusted FY 2018 / 19 Budget	Year to Date Activity	Available Balance	Percent of Budget Available
3510 District Clerk-Jury Admin					
Salaries	\$ 71,668	\$ 71,668	\$ 37,325	\$ 34,343	47.9%
Salaries Overtime	1,000	1,000	-	1,000	100.0%
Other Salary & Supplements	17,180	17,180	5,390	11,790	68.6%
Employee Benefits	23,467	23,467	13,317	10,150	43.3%
Office Expense & Supplies	118,300	118,300	65,987	52,313	44.2%
Maintenance & Repair	45,359	45,359	45,359	-	0.0%
Professional Services	18,968	18,968	2,000	16,968	89.5%
Special Personnel Services	540,530	540,530	228,680	311,850	57.7%
Other Expenses	2,600	2,600	1,458	1,142	43.9%
Total	\$ 839,072	\$ 839,072	\$ 399,516	\$ 439,556	52.4%
3530 District Clerk					
Salaries	\$ 1,973,410	\$ 1,973,410	\$ 972,633	\$ 1,000,777	50.7%
Salaries Overtime	10,000	10,000	3,098	6,903	69.0%
Other Salary & Supplements	31,040	31,040	12,129	18,911	60.9%
Employee Benefits	904,763	904,763	509,304	395,459	43.7%
Other Personnel Expense	10,260	10,260	5,840	4,420	43.1%
Office Expense & Supplies	92,315	92,315	67,110	25,205	27.3%
Maintenance & Repair	4,000	4,000	480	3,520	88.0%
Professional Services	10,000	10,000	675	9,325	93.3%
Other Services & Charges	500	500	-	500	100.0%
Other Expenses	34,024	34,024	19,846	14,178	41.7%
Travel	10,000	10,000	1,097	8,903	89.0%
Total	\$ 3,080,312	\$ 3,080,312	\$ 1,592,211	\$ 1,488,101	48.3%

	Original FY 2018 / 19 Budget	Adjusted FY 2018 / 19 Budget	Year to Date Activity	Available Balance	Percent of Budget Available
3600 Justice of the Peace 1-1					
Salaries	\$ 184,373	\$ 184,373	\$ 99,671	\$ 84,702	45.9%
Salaries Overtime	1,000	1,000	-	1,000	100.0%
Other Salary & Supplements	4,440	3,264	1,870	1,394	42.7%
Employee Benefits	74,823	74,823	43,068	31,755	42.4%
Other Personnel Expense	3,900	3,900	2,275	1,625	41.7%
Office Expense & Supplies	4,100	4,100	1,596	2,504	61.1%
Telephone & Utilities	700	700	257	443	63.3%
Maintenance & Repair	500	500	-	500	100.0%
Professional Services	309	1,085	335	750	69.1%
Other Services & Charges	300	700	425	275	39.3%
Other Expenses	8,200	8,200	3,714	4,486	54.7%
Travel	2,700	2,700	1,532	1,168	43.3%
Total	\$ 285,345	\$ 285,345	\$ 154,743	\$ 130,602	45.8%
3610 Justice of the Peace 1-2					
Salaries	\$ 186,289	\$ 186,289	\$ 94,097	\$ 92,192	49.5%
Salaries Overtime	1,000	500	137	363	72.7%
Other Salary & Supplements	2,560	1,660	955	705	42.4%
Employee Benefits	55,691	55,691	30,302	25,389	45.6%
Other Personnel Expense	3,900	3,900	2,275	1,625	41.7%
Office Expense & Supplies	5,700	5,200	3,125	2,075	39.9%
Telephone & Utilities	1,000	1,500	213	1,287	85.8%
Maintenance & Repair	500	500	-	500	100.0%
Professional Services	-	1,600	1,400	200	12.5%
Special Personnel Services	300	300	-	300	100.0%
Other Services & Charges	300	664	-	664	100.0%
Other Expenses	3,500	3,500	2,031	1,469	42.0%
Travel	3,500	2,936	572	2,364	80.5%
Total	\$ 264,240	\$ 264,240	\$ 135,106	\$ 129,134	48.9%

	Original FY 2018 / 19 Budget	Adjusted FY 2018 / 19 Budget	Year to Date Activity	Available Balance	Percent of Budget Available
3613 Justice of the Peace 1-3					
Salaries	\$ 153,817	\$ 153,817	\$ 74,158	\$ 79,659	51.8%
Salaries Overtime	1,000	1,600	1,573	27	1.7%
Other Salary & Supplements	15,860	15,860	8,986	6,874	43.3%
Employee Benefits	69,091	69,091	30,120	38,971	56.4%
Other Personnel Expense	3,900	3,900	1,788	2,113	54.2%
Office Expense & Supplies	2,800	4,461	1,922	2,539	56.9%
Telephone & Utilities	1,200	1,200	360	840	70.0%
Maintenance & Repair	500	500	-	500	100.0%
Professional Services	500	500	157	343	68.6%
Special Personnel Services	400	400	-	400	100.0%
Other Services & Charges	300	300	289	11	3.7%
Other Expenses	2,000	2,000	1,189	811	40.5%
Travel	4,000	1,739	1,738	1	0.0%
Total	\$ 255,368	\$ 255,368	\$ 122,279	\$ 133,089	52.1%
3621 Justice of the Peace 2-1					
Salaries	\$ 182,861	\$ 182,861	\$ 98,876	\$ 83,985	45.9%
Salaries Overtime	1,000	1,000	86	914	91.4%
Other Salary & Supplements	2,460	2,460	1,325	1,135	46.2%
Employee Benefits	75,448	75,448	48,639	26,809	35.5%
Other Personnel Expense	3,900	3,900	2,275	1,625	41.7%
Office Expense & Supplies	6,350	6,350	3,976	2,374	37.4%
Telephone & Utilities	7,030	7,030	1,985	5,045	71.8%
Maintenance & Repair	833	833	311	522	62.7%
Professional Services	1,500	1,500	450	1,050	70.0%
Other Services & Charges	53,138	53,138	29,504	23,634	44.5%
Other Expenses	2,800	2,800	1,388	1,412	50.4%
Travel	4,300	4,300	1,076	3,224	75.0%
Total	\$ 341,620	\$ 341,620	\$ 189,889	\$ 151,731	44.4%

	Original FY 2018 / 19 Budget	Adjusted FY 2018 / 19 Budget	Year to Date Activity	Available Balance	Percent of Budget Available
3622 Justice of the Peace 2-2					
Salaries	\$ 161,297	\$ 161,297	\$ 86,849	\$ 74,448	46.2%
Salaries Overtime	300	300	288	12	4.1%
Other Salary & Supplements	15,340	15,340	7,287	8,053	52.5%
Employee Benefits	62,953	62,953	37,521	25,432	40.4%
Other Personnel Expense	3,900	3,900	2,275	1,625	41.7%
Office Expense & Supplies	5,900	5,600	3,968	1,632	29.1%
Telephone & Utilities	720	720	208	512	71.2%
Maintenance & Repair	319	319	-	319	100.0%
Professional Services	600	900	750	150	16.7%
Other Services & Charges	200	350	309	41	11.6%
Other Expenses	2,600	2,600	1,669	931	35.8%
Travel	2,200	2,050	1,849	201	9.8%
Total	\$ 256,329	\$ 256,329	\$ 142,972	\$ 113,357	44.2%
3630 Justice of the Peace 3					
Salaries	\$ 126,496	\$ 126,496	\$ 66,479	\$ 60,017	47.4%
Other Salary & Supplements	5,743	5,743	678	5,065	88.2%
Employee Benefits	62,490	62,490	36,739	25,751	41.2%
Other Personnel Expense	3,900	3,900	2,275	1,625	41.7%
Office Expense & Supplies	3,200	3,200	1,059	2,141	66.9%
Maintenance & Repair	350	350	-	350	100.0%
Professional Services	2,200	2,200	925	1,275	58.0%
Other Services & Charges	300	300	60	240	80.0%
Other Expenses	2,000	2,000	1,072	928	46.4%
Travel	4,500	4,500	1,459	3,041	67.6%
Total	\$ 211,179	\$ 211,179	\$ 110,746	\$ 100,433	47.6%

	Original FY 2018 / 19 Budget	Adjusted FY 2018 / 19 Budget	Year to Date Activity	Available Balance	Percent of Budget Available
3640 Justice of the Peace 4					
Salaries	\$ 128,412	\$ 128,412	\$ 70,570	\$ 57,842	45.0%
Employee Benefits	54,825	54,825	32,234	22,591	41.2%
Other Personnel Expense	3,900	3,900	2,275	1,625	41.7%
Office Expense & Supplies	1,894	1,894	1,673	221	11.7%
Professional Services	450	750	450	300	40.0%
Other Services & Charges	300	300	305	(5)	-1.6%
Other Expenses	2,820	2,820	1,643	1,177	41.8%
Travel	1,794	1,494	401	1,093	73.2%
Total	\$ 194,395	\$ 194,395	\$ 109,550	\$ 84,845	43.6%
3650 Justice of the Peace 5-1					
Salaries	\$ 163,312	\$ 163,312	\$ 88,957	\$ 74,355	45.5%
Salaries Overtime	500	500	-	500	100.0%
Other Salary & Supplements	8,144	8,144	1,712	6,432	79.0%
Employee Benefits	71,420	71,420	41,757	29,663	41.5%
Other Personnel Expense	3,900	3,900	2,275	1,625	41.7%
Office Expense & Supplies	5,600	5,600	2,749	2,851	50.9%
Maintenance & Repair	500	500	478	22	4.4%
Professional Services	1,000	1,000	300	700	70.0%
Special Personnel Services	225	225	-	225	100.0%
Other Services & Charges	275	275	58	217	78.8%
Other Expenses	2,509	2,509	1,065	1,444	57.5%
Travel	3,300	3,300	808	2,492	75.5%
Total	\$ 260,685	\$ 260,685	\$ 140,160	\$ 120,525	46.2%

	Original FY 2018 / 19 Budget	Adjusted FY 2018 / 19 Budget	Year to Date Activity	Available Balance	Percent of Budget Available
3655 Justice of the Peace 5-2					
Salaries	\$ 131,721	\$ 131,721	\$ 71,587	\$ 60,134	45.7%
Salaries Overtime	-	-	2,249	(2,249)	0.0%
Other Salary & Supplements	1,380	1,380	655	725	52.5%
Employee Benefits	60,062	60,062	31,587	28,475	47.4%
Other Personnel Expense	3,900	3,900	2,275	1,625	41.7%
Office Expense & Supplies	1,000	1,000	1,576	(576)	-57.6%
Maintenance & Repair	250	250	-	250	100.0%
Professional Services	250	650	450	200	30.8%
Other Expenses	1,800	1,800	636	1,164	64.7%
Travel	2,680	2,280	1,417	863	37.8%
Total	\$ 203,043	\$ 203,043	\$ 112,722	\$ 90,321	44.5%
3890 Medical Examiner					
Salaries	\$ 802,135	\$ 802,135	\$ 418,966	\$ 383,169	47.8%
Salaries Overtime	10,000	10,000	4,408	5,592	55.9%
Other Salary & Supplements	133,180	133,180	109,855	23,325	17.5%
Employee Benefits	271,318	271,318	147,452	123,866	45.7%
Other Personnel Expense	13,640	13,640	7,345	6,295	46.2%
Office Expense & Supplies	17,005	17,005	8,054	8,951	52.6%
Telephone & Utilities	2,148	2,148	913	1,235	57.5%
Maintenance & Repair	600	625	12	613	98.1%
Professional Services	135,000	134,975	68,393	66,582	49.3%
Other Services & Charges	140,100	140,100	83,695	56,405	40.3%
Other Expenses	7,700	7,700	4,535	3,165	41.1%
Travel	11,000	11,000	10,296	704	6.4%
Total	\$ 1,543,826	\$ 1,543,826	\$ 863,923	\$ 679,903	44.0%
Total Administration of Justice	\$ 23,142,527	\$ 23,147,527	\$ 12,037,270	\$ 11,110,257	48.0%

	Original FY 2018 / 19 Budget	Adjusted FY 2018 / 19 Budget	Year to Date Activity	Available Balance	Percent of Budget Available
Law Enforcement & Corrections					
3520 District Attorney					
Salaries	\$ 3,415,415	\$ 3,415,415	\$ 1,654,851	\$ 1,760,564	51.5%
Salaries Overtime	5,500	18,500	14,935	3,565	19.3%
Other Salary & Supplements	99,564	96,564	47,054	49,510	51.3%
Employee Benefits	1,298,294	1,298,294	661,637	636,657	49.0%
Other Personnel Expense	24,126	24,126	11,853	12,273	50.9%
Office Expense & Supplies	81,000	81,000	38,349	42,651	52.7%
Telephone & Utilities	6,000	6,000	851	5,149	85.8%
Maintenance & Repair	20,536	20,536	6,089	14,447	70.4%
Professional Services	44,328	44,328	20,328	24,000	54.1%
Special Personnel Services	19,500	19,500	10,880	8,620	44.2%
Other Services & Charges	23,193	23,193	6,087	17,106	73.8%
Other Expenses	48,218	48,218	24,240	23,978	49.7%
Travel	32,000	22,000	13,653	8,347	37.9%
Total	\$ 5,117,674	\$ 5,117,674	\$ 2,510,807	\$ 2,606,867	50.9%
3700 County Sheriff					
Salaries	\$ 2,831,420	\$ 2,831,420	\$ 1,431,391	\$ 1,400,029	49.4%
Salaries Overtime	95,000	95,000	66,931	28,069	29.5%
Other Salary & Supplements	116,460	116,460	82,231	34,229	29.4%
Employee Benefits	1,215,514	1,215,514	722,225	493,289	40.6%
Other Personnel Expense	-	500	125	375	74.9%
Office Expense & Supplies	46,000	46,000	30,035	15,965	34.7%
Telephone & Utilities	79,119	79,119	29,742	49,377	62.4%
Maintenance & Repair	379,752	379,752	124,297	255,455	67.3%
Professional Services	27,000	27,000	8,284	18,716	69.3%
Special Personnel Services	5,000	5,000	83	4,917	98.3%
Other Services & Charges	1,453,273	1,452,773	1,360,992	91,781	6.3%
Other Expenses	27,250	27,250	12,253	14,997	55.0%
Travel	4,652	4,652	1,436	3,216	69.1%
Total	\$ 6,280,440	\$ 6,280,440	\$ 3,870,026	\$ 2,410,414	38.4%

	Original FY 2018 / 19 Budget	Adjusted FY 2018 / 19 Budget	Year to Date Activity	Available Balance	Percent of Budget Available
3710 ID Jail Division					
Salaries	\$ 518,962	\$ 518,962	\$ 226,261	\$ 292,701	56.4%
Salaries Overtime	25,000	25,000	26,286	(1,286)	-5.1%
Other Salary & Supplements	11,300	11,300	15,758	(4,458)	-39.4%
Employee Benefits	243,450	243,450	127,909	115,541	47.5%
Office Expense & Supplies	20,000	20,000	9,946	10,054	50.3%
Maintenance & Repair	42,362	42,362	-	42,362	100.0%
Professional Services	500	500	-	500	100.0%
Other Services & Charges	500	500	25	475	95.0%
Other Expenses	4,250	4,250	2,277	1,973	46.4%
Travel	700	700	-	700	100.0%
Total	\$ 867,024	\$ 867,024	\$ 408,461	\$ 458,563	52.9%
3720 Jail					
Salaries	\$ 8,681,241	\$ 8,681,241	\$ 4,098,189	\$ 4,583,052	52.8%
Salaries Overtime	992,000	992,000	1,183,755	(191,755)	-19.3%
Other Salary & Supplements	239,093	239,093	150,159	88,934	37.2%
Employee Benefits	3,745,758	3,745,758	2,476,494	1,269,264	33.9%
Other Personnel Expense	-	3,000	3,869	(869)	-29.0%
Office Expense & Supplies	180,700	157,700	99,267	58,433	37.1%
Food & Kitchen Expenses	1,475,000	1,475,000	713,890	761,110	51.6%
Telephone & Utilities	3,000	3,000	1,672	1,328	44.3%
Maintenance & Repair	127,000	147,000	60,119	86,881	59.1%
Professional Services	3,000	3,000	473	2,527	84.2%
Special Personnel Services	4,000	4,000	-	4,000	100.0%
Other Services & Charges	180,498	180,498	62,377	118,121	65.4%
Other Expenses	26,200	26,200	18,465	7,735	29.5%
Travel	1,800	1,800	-	1,800	100.0%
Total	\$ 15,659,290	\$ 15,659,290	\$ 8,868,727	\$ 6,790,563	43.4%

	Original FY 2018 / 19 Budget	Adjusted FY 2018 / 19 Budget	Year to Date Activity	Available Balance	Percent of Budget Available
3810 Constable 1					
Salaries	\$ 483,056	\$ 483,056	\$ 250,957	\$ 232,099	48.0%
Salaries Overtime	-	-	916	(916)	0.0%
Other Salary & Supplements	29,380	29,380	15,202	14,178	48.3%
Employee Benefits	231,060	231,060	131,753	99,307	43.0%
Other Personnel Expense	7,020	7,020	4,095	2,925	41.7%
Office Expense & Supplies	4,100	5,230	4,497	733	14.0%
Telephone & Utilities	1,550	1,550	535	1,015	65.5%
Maintenance & Repair	58,028	58,028	32,103	25,925	44.7%
Professional Services	-	770	120	650	84.4%
Other Services & Charges	16,740	14,840	8,496	6,344	42.8%
Other Expenses	2,200	2,200	1,242	958	43.6%
Total	\$ 833,134	\$ 833,134	\$ 449,916	\$ 383,218	46.0%
3820 Constable 2					
Salaries	\$ 438,277	\$ 438,277	\$ 223,790	\$ 214,487	48.9%
Other Salary & Supplements	23,420	23,420	13,303	10,117	43.2%
Employee Benefits	191,605	191,605	115,847	75,758	39.5%
Other Personnel Expense	7,020	7,020	4,095	2,925	41.7%
Office Expense & Supplies	4,943	4,943	1,250	3,693	74.7%
Telephone & Utilities	1,950	1,950	684	1,266	64.9%
Maintenance & Repair	54,338	54,338	18,089	36,249	66.7%
Professional Services	930	930	919	11	1.2%
Other Services & Charges	7,760	7,760	2,550	5,210	67.1%
Other Expenses	1,989	1,989	1,191	798	40.1%
Travel	750	750	-	750	100.0%
Total	\$ 732,982	\$ 732,982	\$ 381,718	\$ 351,264	47.9%

	Original FY 2018 / 19 Budget	Adjusted FY 2018 / 19 Budget	Year to Date Activity	Available Balance	Percent of Budget Available
3830 Constable 3					
Salaries	\$ 321,892	\$ 321,892	\$ 161,173	\$ 160,719	49.9%
Salaries Overtime	9,500	9,500	-	9,500	100.0%
Other Salary & Supplements	13,320	13,320	7,301	6,019	45.2%
Employee Benefits	150,937	150,937	83,115	67,822	44.9%
Other Personnel Expense	7,020	7,020	4,095	2,925	41.7%
Office Expense & Supplies	1,800	1,800	860	940	52.2%
Telephone & Utilities	1,910	1,910	429	1,481	77.5%
Maintenance & Repair	48,796	48,796	15,895	32,901	67.4%
Professional Services	500	500	300	200	40.0%
Other Services & Charges	6,133	6,133	5,099	1,034	16.9%
Other Expenses	2,011	2,011	927	1,084	53.9%
Travel	600	600	-	600	100.0%
Total	\$ 564,419	\$ 564,419	\$ 279,193	\$ 285,226	50.5%
3840 Constable 4					
Salaries	\$ 363,039	\$ 363,039	\$ 193,851	\$ 169,188	46.6%
Salaries Overtime	4,000	4,000	14	3,986	99.7%
Other Salary & Supplements	16,060	16,060	9,410	6,650	41.4%
Employee Benefits	178,616	178,616	109,332	69,284	38.8%
Other Personnel Expense	7,020	7,020	4,095	2,925	41.7%
Office Expense & Supplies	2,200	2,050	510	1,540	75.1%
Food & Kitchen Expenses	100	100	-	100	100.0%
Telephone & Utilities	1,100	1,100	709	391	35.5%
Maintenance & Repair	49,557	49,557	14,948	34,609	69.8%
Professional Services	500	650	630	20	3.1%
Other Services & Charges	5,549	5,549	2,513	3,036	54.7%
Other Expenses	1,000	1,000	-	1,000	100.0%
Total	\$ 628,741	\$ 628,741	\$ 336,011	\$ 292,730	46.6%

	Original FY 2018 / 19 Budget	Adjusted FY 2018 / 19 Budget	Year to Date Activity	Available Balance	Percent of Budget Available
3850 Constable 5					
Salaries	\$ 587,407	\$ 587,407	\$ 304,169	\$ 283,238	48.2%
Salaries Overtime	6,338	6,338	12	6,326	99.8%
Other Salary & Supplements	31,020	31,020	19,881	11,139	35.9%
Employee Benefits	274,468	274,468	163,927	110,541	40.3%
Office Expense & Supplies	5,200	5,200	1,124	4,076	78.4%
Telephone & Utilities	3,600	3,600	1,079	2,521	70.0%
Maintenance & Repair	89,980	89,980	32,920	57,060	63.4%
Professional Services	800	3,155	1,435	1,720	54.5%
Other Services & Charges	26,571	24,216	8,318	15,898	65.7%
Other Expenses	3,000	3,000	1,746	1,254	41.8%
Travel	3,200	3,200	591	2,609	81.5%
Total	<u>\$ 1,031,584</u>	<u>\$ 1,031,584</u>	<u>\$ 535,202</u>	<u>\$ 496,382</u>	48.1%
Total Law Enforcement & Corrections	<u>\$ 31,715,288</u>	<u>\$ 31,715,288</u>	<u>\$ 17,640,063</u>	<u>\$ 14,075,225</u>	44.4%
Social Services					
4110 Social Services-Administration					
Salaries	\$ 709,421	\$ 709,421	\$ 342,192	\$ 367,229	51.8%
Salaries Overtime	-	19	19	0	0.9%
Other Salary & Supplements	5,700	5,700	2,954	2,746	48.2%
Employee Benefits	268,420	268,420	144,211	124,209	46.3%
Other Personnel Expense	14,401	14,401	9,527	4,874	33.8%
Office Expense & Supplies	8,100	7,400	1,942	5,458	73.8%
Telephone & Utilities	700	700	213	487	69.5%
Maintenance & Repair	1,000	831	-	831	100.0%
Professional Services	26,511	26,511	16	26,495	99.9%
Special Personnel Services	-	700	303	398	56.8%
Other Services & Charges	37,231	37,381	21,810	15,571	41.7%
Other Expenses	11,194	11,194	5,077	6,117	54.6%
Travel	1,100	1,100	-	1,100	100.0%
Total	<u>\$ 1,083,778</u>	<u>\$ 1,083,778</u>	<u>\$ 528,263</u>	<u>\$ 555,515</u>	51.3%
4120 Direct Social Services					
Food & Kitchen Expenses	\$ 38,000	\$ 38,000	\$ 18,494	\$ 19,506	51.3%
Telephone & Utilities	202,170	202,170	73,937	128,233	63.4%
Other Services & Charges	324,844	324,844	172,366	152,478	46.9%
Total	<u>\$ 565,014</u>	<u>\$ 565,014</u>	<u>\$ 264,797</u>	<u>\$ 300,217</u>	53.1%

	Original FY 2018 / 19 Budget	Adjusted FY 2018 / 19 Budget	Year to Date Activity	Available Balance	Percent of Budget Available
4130 Children Protective Services					
Salaries	\$ 30,318	\$ 30,318	\$ 15,746	\$ 14,572	48.1%
Employee Benefits	14,240	14,240	8,196	6,044	42.4%
Office Expense & Supplies	1,120	1,120	802	318	28.4%
Maintenance & Repair	290	290	-	290	100.0%
Professional Services	400	400	-	400	100.0%
Other Services & Charges	56,600	56,600	29,164	27,436	48.5%
Travel	1,000	1,000	18	982	98.2%
Total	\$ 103,968	\$ 103,968	\$ 53,926	\$ 50,042	48.1%
4190 Senior Community Services					
Salaries	\$ 488,742	\$ 488,742	\$ 244,693	\$ 244,049	49.9%
Salaries Overtime	1,000	1,000	129	871	87.1%
Other Salary & Supplements	30,840	30,840	9,904	20,936	67.9%
Employee Benefits	234,667	234,667	129,904	104,763	44.6%
Office Expense & Supplies	7,500	7,500	5,536	1,964	26.2%
Food & Kitchen Expenses	160,000	160,000	81,377	78,623	49.1%
Telephone & Utilities	5,020	5,020	1,796	3,224	64.2%
Maintenance & Repair	40,584	40,584	19,357	21,227	52.3%
Professional Services	900	900	-	900	100.0%
Other Services & Charges	6,735	6,735	3,339	3,396	50.4%
Other Expenses	5,909	5,909	3,383	2,526	42.7%
Total	\$ 981,897	\$ 981,897	\$ 499,417	\$ 482,480	49.1%
4195 Hilltop Community Services					
Salaries	\$ 38,337	\$ 38,337	\$ 19,894	\$ 18,443	48.1%
Employee Benefits	15,926	15,926	9,029	6,897	43.3%
Office Expense & Supplies	2,500	2,500	286	2,214	88.6%
Maintenance & Repair	300	300	-	300	100.0%
Professional Services	450	450	-	450	100.0%
Other Expenses	1,800	1,800	847	953	52.9%
Total	\$ 59,313	\$ 59,313	\$ 30,056	\$ 29,257	49.3%
4300 Social Mental Services					
Special Personnel Services	43,847	43,847	1,200	42,647	97.3%
Other Services & Charges	98,214	98,214	33,826	64,388	65.6%
Total	\$ 142,061	\$ 142,061	\$ 35,026	\$ 107,035	75.3%
Total Social Services	\$ 2,936,031	\$ 2,936,031	\$ 1,411,485	\$ 1,524,546	51.9%

	Original FY 2018 / 19 Budget	Adjusted FY 2018 / 19 Budget	Year to Date Activity	Available Balance	Percent of Budget Available
Health, Safety & Sanitation					
5100 Emergency Services					
Other Services & Charges	\$ 39,540	\$ 39,540	\$ 18,220	\$ 21,320	53.9%
Total	\$ 39,540	\$ 39,540	\$ 18,220	\$ 21,320	53.9%
5105 Emergency Management					
Salaries	\$ 108,796	\$ 108,796	\$ 45,862	\$ 62,934	57.8%
Salaries Overtime	-	1,998	1,997	1	0.0%
Employee Benefits	31,255	31,255	12,921	18,334	58.7%
Office Expense & Supplies	4,600	4,304	2,121	2,183	50.7%
Telephone & Utilities	10,235	10,235	10,484	(249)	-2.4%
Maintenance & Repair	7,500	7,500	498	7,002	93.4%
Professional Services	3,000	3,000	455	2,545	84.8%
Other Services & Charges	26,461	24,463	11,711	12,752	52.1%
Other Expenses	150	446	446	0	0.1%
Travel	6,000	6,000	1,776	4,224	70.4%
Total	\$ 197,997	\$ 197,997	\$ 88,271	\$ 109,726	55.4%
5200 911 Program					
Salaries	\$ 34,115	\$ 34,115	\$ 17,712	\$ 16,403	48.1%
Salaries Overtime	-	-	-	-	0.0%
Other Salary & Supplements	780	780	420	360	46.2%
Employee Benefits	15,199	15,199	8,695	6,504	42.8%
Office Expense & Supplies	523	523	49	474	90.6%
Telephone & Utilities	420	420	-	420	100.0%
Maintenance & Repair	1,860	1,860	103	1,757	94.4%
Professional Services	700	700	-	700	100.0%
Other Services & Charges	565	565	320	245	43.4%
Travel	600	600	-	600	100.0%
Total	\$ 54,762	\$ 54,762	\$ 27,300	\$ 27,462	50.1%

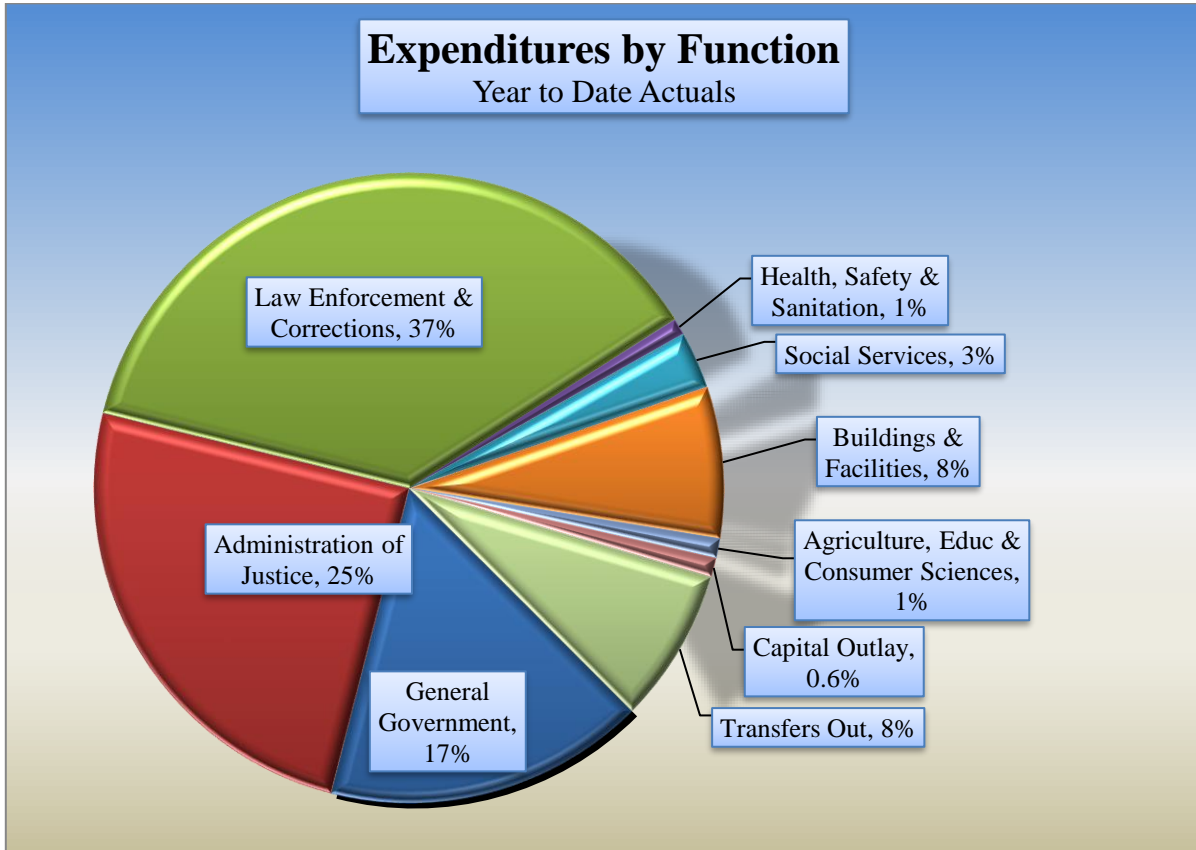
	Original FY 2018 / 19 Budget	Adjusted FY 2018 / 19 Budget	Year to Date Activity	Available Balance	Percent of Budget Available
5220 Environmental Enforcement					
Salaries	\$ 75,869	\$ 75,869	\$ 39,388	\$ 36,481	48.1%
Salaries Overtime	1,000	1,000	-	1,000	100.0%
Other Salary & Supplements	720	720	388	332	46.2%
Employee Benefits	25,298	25,298	14,752	10,546	41.7%
Office Expense & Supplies	800	800	390	410	51.3%
Telephone & Utilities	7,741	7,741	6,371	1,370	17.7%
Maintenance & Repair	11,717	11,717	3,662	8,055	68.8%
Professional Services	11,575	11,575	6,056	5,519	47.7%
Other Services & Charges	1,750	1,750	246	1,504	85.9%
Travel	2,088	2,088	516	1,572	75.3%
Total	\$ 138,558	\$ 138,558	\$ 71,768	\$ 66,790	48.2%
5330 Animal Control					
Salaries	\$ 198,030	\$ 198,030	\$ 104,510	\$ 93,520	47.2%
Salaries Overtime	6,500	6,500	1,466	5,034	77.4%
Other Salary & Supplements	1,440	1,440	775	665	46.2%
Employee Benefits	82,937	82,937	56,217	26,720	32.2%
Office Expense & Supplies	2,900	2,900	1,033	1,867	64.4%
Food & Kitchen Expenses	2,500	2,500	626	1,874	74.9%
Telephone & Utilities	6,155	6,155	1,952	4,203	68.3%
Maintenance & Repair	32,499	29,999	9,332	20,667	68.9%
Professional Services	1,000	1,000	150	850	85.0%
Other Services & Charges	7,638	10,138	4,971	5,167	51.0%
Other Expenses	1,229	1,229	541	688	56.0%
Travel	1,000	1,000	376	624	62.4%
Total	\$ 343,828	\$ 343,828	\$ 181,950	\$ 161,878	47.1%
Total Health, Safety & Sanitation	\$ 774,685	\$ 774,685	\$ 387,508	\$ 387,177	50.0%

	Original FY 2018 / 19 Budget	Adjusted FY 2018 / 19 Budget	Year to Date Activity	Available Balance	Percent of Budget Available
Agriculture, Educ & Consumer Scs					
6110 Agricultural Extension					
Salaries	\$ 121,504	\$ 121,504	\$ 56,452	\$ 65,052	53.5%
Other Salary & Supplements	53,895	53,895	29,020	24,875	46.2%
Employee Benefits	65,363	65,363	30,126	35,237	53.9%
Office Expense & Supplies	3,690	3,690	1,182	2,508	68.0%
Telephone & Utilities	2,200	2,200	719	1,481	67.3%
Maintenance & Repair	16,063	16,063	6,221	9,842	61.3%
Professional Services	1,225	1,187	-	1,187	100.0%
Other Services & Charges	6,038	6,038	4,370	1,668	27.6%
Other Expenses	6,250	6,250	2,910	3,340	53.4%
Travel	12,000	12,000	5,696	6,304	52.5%
Total	\$ 288,228	\$ 288,228	\$ 136,734	\$ 151,494	52.6%
6210 Family & Consumer Sciences					
Salaries	\$ 30,318	\$ 30,318	\$ 15,757	\$ 14,561	48.0%
Other Salary & Supplements	21,441	21,441	11,545	9,896	46.2%
Employee Benefits	18,761	18,761	9,179	9,582	51.1%
Office Expense & Supplies	2,850	2,850	648	2,202	77.3%
Food & Kitchen Expenses	300	300	-	300	100.0%
Telephone & Utilities	2,700	2,700	811	1,889	70.0%
Maintenance & Repair	5,620	5,620	1,999	3,621	64.4%
Professional Services	1,000	1,000	149	852	85.2%
Other Services & Charges	805	805	478	327	40.6%
Other Expenses	6,250	6,250	2,910	3,340	53.4%
Travel	3,000	3,000	1,320	1,680	56.0%
Total	\$ 93,045	\$ 93,045	\$ 44,795	\$ 48,250	51.9%

	Original FY 2018 / 19 Budget	Adjusted FY 2018 / 19 Budget	Year to Date Activity	Available Balance	Percent of Budget Available
6310 County Library					
Salaries	\$ 266,696	\$ 266,696	\$ 139,723	\$ 126,973	47.6%
Other Salary & Supplements	42,045	42,045	21,096	20,949	49.8%
Employee Benefits	112,224	112,224	70,001	42,223	37.6%
Other Personnel Expense	17,500	17,500	8,054	9,446	54.0%
Office Expense & Supplies	24,500	23,290	7,773	15,517	66.6%
Telephone & Utilities	1,450	1,450	567	884	60.9%
Maintenance & Repair	4,000	7,210	396	6,814	94.5%
Professional Services	21,000	21,000	17,425	3,575	17.0%
Other Services & Charges	60,350	56,350	31,533	24,817	44.0%
Other Expenses	7,000	7,000	3,458	3,542	50.6%
Travel	4,000	6,000	2,823	3,177	52.9%
Total	\$ 560,765	\$ 560,765	\$ 302,848	\$ 257,917	46.0%
Total Agriculture, Education & Consumer Sciences	\$ 942,038	\$ 942,038	\$ 484,377	\$ 457,661	48.6%
Capital Outlay					
1900 Capital Outlay					
Office Expense & Supplies	\$ 145,000	\$ 145,000	\$ 59,669	\$ 85,331	58.8%
Maintenance & Repair	85,000	85,000	44,364	40,636	47.8%
Reserve Appropriations	237,695	237,695	-	237,695	100.0%
Capital Outlay	590,000	590,000	372,628	217,372	36.8%
Total	\$ 1,057,695	\$ 1,057,695	\$ 476,661	\$ 581,034	54.9%
Total Capital Outlay	\$ 1,057,695	\$ 1,057,695	\$ 476,661	\$ 581,034	54.9%
Transfers Out					
9110 Transfers					
Operating Transfers-Out	\$ 8,564,215	\$ 8,564,215	\$ 3,799,785	\$ 4,764,430	55.6%
Total	\$ 8,564,215	\$ 8,564,215	\$ 3,799,785	\$ 4,764,430	55.6%
Total Transfers Out	\$ 8,564,215	\$ 8,564,215	\$ 3,799,785	\$ 4,764,430	55.6%
Grand Total General Fund	\$ 98,981,128	\$ 98,981,128	\$ 48,554,163	\$ 50,426,965	50.9%

**Nueces County, Texas
General Fund
April 30, 2019**

**General Fund Expenditures by Function
Year to Date Actuals**



Function	Year to Date Actuals	Percent of Total
General Government	\$7,897,947	17%
Administration of Justice	11,890,939	25%
Law Enforcement & Corrections	17,784,728	37%
Health, Safety & Sanitation	399,396	1%
Social Services	1,411,485	3%
Buildings & Facilities	3,715,782	8%
Agriculture, Educ & Consumer Sciences	484,377	1%
Capital Outlay	477,812	1%
Transfers Out	3,799,785	8%
Total	\$47,862,251	100%

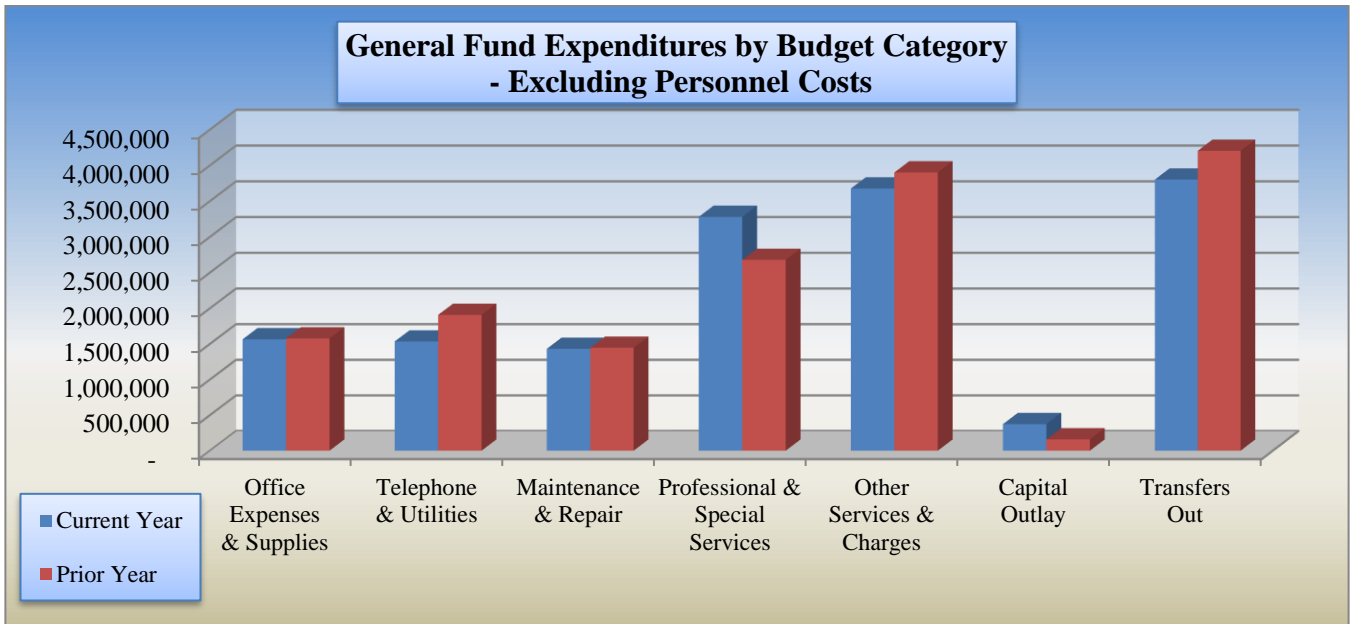
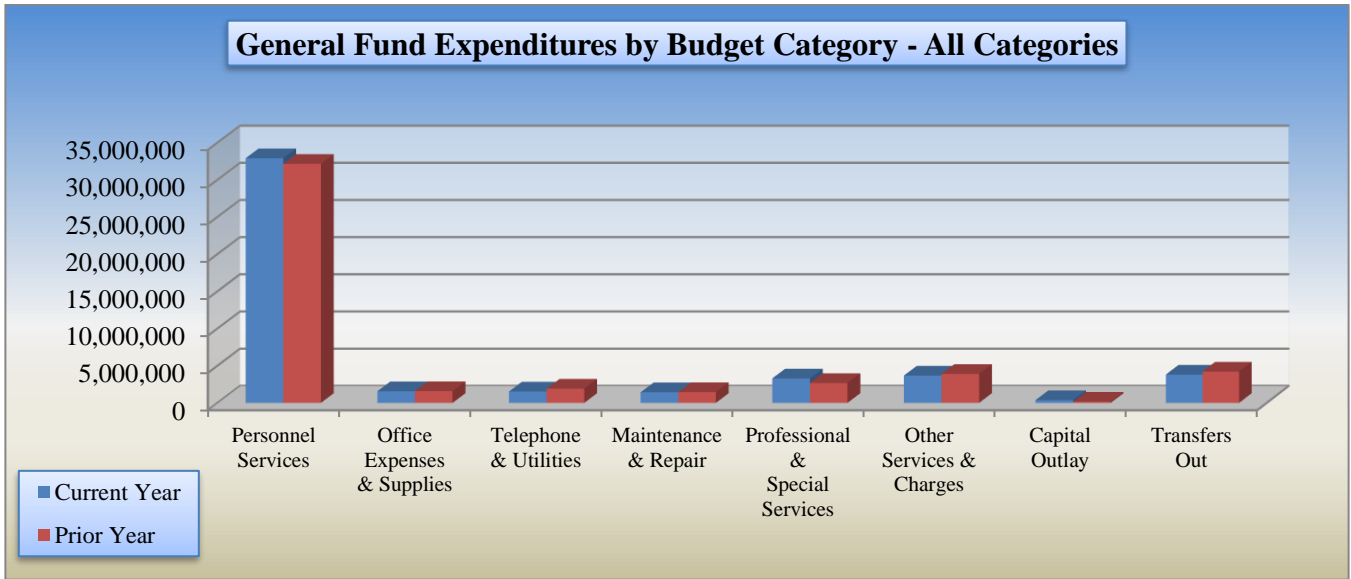
Nueces County, Texas
Comparison of Current Year to Prior Year Expenditures
General Fund
April 2018 vs April 2019

	2018 - 2019 Fiscal Year to Date <u>Actual</u>	2017 - 2018 Prior Year to Date <u>Actual</u>	Increase (Decrease)	Current to Prior Year Percentage Change
Salaries and Supplements	\$ 22,837,185	\$ 22,262,013	\$ 575,172	2.6%
Employee Benefits	9,883,176	9,686,679	196,498	2.0%
Other Personnel Expense	181,911	189,118	(7,207)	-3.8%
Office Expense & Supplies	640,719	721,166	(80,447)	-11.2%
Food & Kitchen Expenses	923,318	854,445	68,873	8.1%
Telephone & Utilities	1,532,381	1,906,307	(373,926)	-19.6%
Maint & Repair	1,429,750	1,444,888	(15,138)	-1.0%
Professional Services	1,111,300	807,104	304,196	37.7%
Special Personnel Services	2,167,898	1,869,620	298,278	16.0%
Other Services & Charges	3,312,039	3,540,126	(228,087)	-6.4%
Other Expense	238,389	249,929	(11,540)	-4.6%
Travel	123,682	109,243	14,439	13.2%
Capital Outlay	372,631	158,647	213,984	134.9%
Transfer to Other Funds	3,799,785	4,202,175	(402,390)	-9.6%
Total General Fund Expenditures	\$ <u>48,554,163</u>	\$ <u>48,001,460</u>	\$ <u>552,703</u>	1.2%

	Personnel Services	Office Expenses & Supplies	Telephone & Utilities	Maintenance & Repair	Professional & Special Services	Other Services & Charges	Capital Outlay	Transfers Out	Total
Current Year	32,902,272	1,564,037	1,532,381	1,429,750	3,279,197	3,674,110	372,631	3,799,785	48,554,163
Prior Year	32,137,809	1,575,611	1,906,307	1,444,888	2,676,724	3,899,298	158,647	4,202,175	48,001,460

**Nueces County, Texas
General Fund
April 30, 2019**

**General Fund 2 Year Comparison
Year to Date Actuals**



Nueces County, Texas
Statement of Expenditures Budget to Actual
Road and Bridge Fund
April 30, 2019

	Original FY 2018/19 Budget	Adjusted FY 2018/19 Budget	Year to Date Activity	Available Balance	Percent of Budget Available
<u>Road & Bridge</u>					
Salaries	\$ 2,650,433	\$ 2,650,433	\$ 1,130,441	\$ 1,519,992	57%
Employee Benefits	1,146,975	1,146,975	612,717	534,258	47%
Other Personnel Expense	10,688	10,688	5,755	4,933	46%
Office Expense & Supplies	16,386	16,386	8,874	7,512	46%
Food & Kitchen Expenses	-	-	-	-	0%
Telephone & Utilities	111,632	111,632	26,277	85,355	76%
Maint & Repair -Equip &	395,000	395,000	208,465	186,535	47%
Gasoline & Fuel	325,000	325,000	104,314	220,687	68%
Maint & Repair -Bldgs & Grounds	110,000	110,000	20,381	89,619	81%
Maint & Repair -Roads & Bridges	2,634,000	2,634,000	1,016,518	1,617,482	61%
Professional Services	70,000	70,000	28,846	41,154	59%
Reserve Apropriation	100,000	100,000	-	100,000	100%
Other Services & Charges	92,299	92,299	40,547	51,752	56%
Other Expense	9,300	9,300	5,534	3,766	40%
Travel	6,000	6,000	156	5,844	97%
Capital Outlay	527,604	527,604	477,489	50,115	9%
Operating Transfers-Out	16,080	16,080	8,040	8,040	50%
Subtotal - Road & Bridge	\$ 8,221,397	\$ 8,221,397	\$ 3,694,354	\$ 4,527,043	55%
<u>Engineering</u>					
Salaries	\$ 407,904	\$ 407,904	\$ 180,949	\$ 226,955	56%
Salary - Department Head	69,047	69,047	37,178	31,869	46%
Employee Benefits	177,178	177,178	96,152	81,026	46%
Other Personnel Expense	13,800	13,800	5,400	8,400	61%
Office Expense & Supplies	7,550	7,550	746	6,804	90%
Maint & Repair -Equip &	3,000	3,000	2,025	975	33%
Gasoline / Fuel	3,000	3,000	2,301	699	23%
Professional Services	22,966	22,966	5,005	17,961	78%
Other Services & Charges	12,405	12,405	10,778	1,627	13%
Travel	4,300	4,300	-	4,300	100%
Travel	4,000	4,000	1,315	2,685	67%
Capital Outlay	8,000	8,000	4,995	3,005	38%
Subtotal Engineering	\$ 733,150	\$ 733,150	\$ 346,845	\$ 386,305	53%
Road & Bridge Operating Net	\$ 7,488,247	\$ 7,488,247	\$ 3,347,509	\$ 4,140,738	
<u>Road Right of Way</u>					
Professional Services	\$ -	\$ -	\$ -	\$ -	0%
Other Services & Charges	127,666	127,666	-	127,666	100%
Subtotal - Road Right of Way	\$ 127,666	\$ 127,666	\$ -	\$ 127,666	100%
Total Expenditures Road & Bridge	\$ 9,082,213	\$ 9,082,213	\$ 4,041,199	\$ 5,041,014	56%

Nueces County, Texas
Comparison of Current Year to Prior Year Expenditures
Road and Bridge Fund
April 2018 vs April 2019

<u>Road & Bridge</u>	2018 - 19 Fiscal Year to Date <u>Actual</u>	2017 - 18 Prior Year to Date <u>Actual</u>	Increase (Decrease)	Current to Prior Year Percentage Change
Salaries	\$ 1,348,568	\$ 1,348,688	\$ (120)	0.0%
Employee benefits	708,869	710,854	(1,985)	-0.3%
Other Personnel Expense	11,155	13,186	(2,031)	-15.4%
Office Expense & Supplies	9,620	14,035	(4,416)	-31.5%
Telephone & Utilities	26,277	39,647	(13,370)	-33.7%
Maintenance & Repair	1,354,004	2,102,144	(748,140)	-35.6%
Professional Services	33,852	39,425	(5,573)	-14.1%
Other Services & Charges	51,325	54,370	(3,045)	-5.6%
Other Expense	5,534	5,875	(341)	-5.8%
Travel	1,471	3,661	(2,190)	-59.8%
Capital Outlay	482,484	554,975	(72,491)	-13.1%
Transfer to Other Funds	8,040	-	8,040	0.0%
Total Expenditures Road & Bridge	\$ 4,041,199	\$ 4,886,860	\$ (845,661)	-17.3%

Nueces County, Texas
Statement of Expenditures Budget to Actual
Inland and Coastal Parks Fund
April 30, 2019

	Original FY 2018/19 Budget	Adjusted FY 2018/19 Budget	Year to Date Activity	Remaining Balance	Percent of Budget Available
<u>Inland Parks</u>					
Salaries	\$ 733,461	\$ 733,461	\$ 351,527	\$ 381,934	52.1%
Employee Benefits	346,461	346,461	217,139	129,322	37.3%
Office Expense & Supplies	15,531	15,531	9,894	5,637	36.3%
Telephone & Utilities	197,520	197,520	77,793	119,727	60.6%
Maint & Repair - Equip & Veh	50,000	70,000	52,319	17,681	25.3%
Gasoline/Fuel	55,000	55,000	26,922	28,078	51.1%
Maint & Repair - Bldg & Grounds	223,499	203,499	41,813	161,686	79.5%
Professional Services	5,000	5,000	-	5,000	100.0%
Other Services & Charges	39,712	39,712	20,013	19,699	49.6%
Other Expense	1,200	1,200	541	659	54.9%
Travel	500	500	-	500	100.0%
Capital Outlay	164,734	164,734	84,300	80,434	48.8%
Total Expenditures - Inland Parks	\$ 1,832,618	\$ 1,832,618	\$ 882,263	\$ 950,355	51.9%
<u>Coastal Parks</u>					
Salaries	\$ 821,405	\$ 821,405	\$ 327,706	\$ 493,699	60.1%
Employee Benefits	302,713	302,713	164,034	138,679	45.8%
Other Personnel Expense	-	-	-	-	0.0%
Office Expense & Supplies	22,300	29,200	9,094	20,106	68.9%
Telephone & Utilities	585,000	585,000	169,783	415,217	71.0%
Maint & Repair - Equip & Veh	30,000	45,000	23,855	21,145	47.0%
Gasoline/Fuel	38,428	38,428	6,670	31,758	82.6%
Maint & Repair - Bldg & Grounds	194,000	194,000	85,901	108,099	55.7%
Professional Services	70,000	55,000	500	54,500	99.1%
Special Personnel Services	4,900	4,900	1,400	3,500	71.4%
Other Services & Charges	348,378	348,378	109,134	239,244	68.7%
Other Expense	88,325	88,325	7,323	81,002	91.7%
Travel	4,000	4,000	455	3,545	88.6%
Capital Outlay	56,565	49,665	29,975	19,690	39.6%
Subtotal - Coastal Parks	\$ 2,566,014	\$ 2,566,014	\$ 935,831	\$ 1,630,183	63.5%
<u>Beach Improvements</u>					
Salaries	\$ 40,000	\$ 33,000	\$ -	\$ 33,000	100.0%
Maint & Repair - Equip & Veh	20,000	20,000	-	20,000	100.0%
Maint & Repair - Bldg & Grounds	20,000	20,000	2,404	17,596	88.0%
Professional Services	20,000	27,000	24,500	2,500	9.3%
Contingency Appropriations	128,186	128,186	-	128,186	100.0%
Subtotal - Beach Improvements	\$ 228,186	\$ 228,186	\$ 26,904	\$ 201,282	88.2%
<u>Pier Fund</u>					
Salaries	\$ 81,767	\$ 81,767	\$ 24,093	\$ 57,674	70.5%
Employee Benefits	6,825	6,825	1,960	4,865	71.3%
Telephone & Utilities	3,500	3,500	1,924	1,576	45.0%
Maint & Repair Bldg & Grounds	3,500	3,500	1,060	2,440	69.7%
Other Services & Charges	1,000	1,000	104	896	89.6%
Transfer to Other Funds	200,000	200,000	(215,000)	415,000	207.5%
Subtotal - Pier Fund	\$ 296,592	\$ 296,592	\$ (185,860)	\$ 482,452	162.7%
Total Expenditures - Coastal Parks	\$ 3,090,792	\$ 3,090,792	\$ 776,876	\$ 2,313,916	74.9%

Nueces County, Texas
Comparison of Current Year to Prior Year Expenditures
Inland and Coastal Parks Fund
April 2018 vs April 2019

	2018 - 19 Fiscal Year to Date Activity	2017 - 18 Prior Year to Date Activity	Increase (Decrease)	Current to Prior Year Percentage Change
<u>Inland Parks</u>				
Salaries	\$ 351,527	\$ 350,703	\$ 825	0%
Employee Benefits	217,139	207,302	9,837	5%
Office Expense & Supplies	9,894	7,834	2,060	26%
Telephone & Utilities	77,793	83,077	(5,284)	-6%
Maintenance & Repair	94,133	143,029	(48,897)	-34%
Gasoline/Fuel	26,922	27,180	(258)	-1%
Professional Services	-	13,765	(13,765)	-100%
Other Services & Charges	20,013	22,326	(2,313)	-10%
Other Expense	541	630	(89)	-14%
Capital Outlay	84,300	50,186	34,114	68%
Total Expenditures - Inland Parks	\$ 882,263	\$ 906,032	\$ (23,770)	-3%
<u>Coastal Parks</u>				
Salaries	\$ 327,706	\$ 378,667	\$ (50,961)	-13%
Employee Benefits	164,034	186,600	(22,566)	-12%
Other Personnel Expense	-	3,489	(3,489)	-100%
Office Expense & Supplies	9,094	12,048	(2,954)	-25%
Telephone & Utilities	169,783	221,914	(52,131)	-23%
Maintenance & Repair	116,427	93,989	22,438	24%
Professional Services	500	2,696	(2,196)	-81%
Special Personnel Services	1,400	-	1,400	0%
Other Services & Charges	109,134	128,315	(19,181)	-15%
Other Expense	7,323	18,000	(10,677)	-59%
Travel	455	357	98	27%
Capital Outlay	29,975	2,650	27,325	1031%
Subtotal - Coastal Parks	\$ 935,831	\$ 1,048,726	\$ (112,895)	-11%
<u>Beach Improvements</u>				
Maint & Repair	\$ 2,404	\$ (5,406)	\$ 7,810	0%
Professional Services	24,500	24,500	-	0%
Subtotal - Beach Improvements	\$ 26,904	\$ 19,094	\$ 7,810	41%
<u>Pier Fund</u>				
Salaries	\$ 24,093	\$ 30,774	\$ (6,681)	-22%
Employee Benefits	1,960	2,517	(557)	-22%
Telephone & Utilities	1,924	1,756	168	10%
Maint & Repair Bldg & Grounds	1,060	-	1,060	0%
Other Services & Charges	104	108	(5)	-4%
Subtotal - Pier Fund	\$ (185,860)	\$ 35,155	\$ (221,014)	-629%
Total Expenditures Coastal Parks	\$ 776,876	\$ 1,102,975	\$ (326,099)	-30%

Nueces County, Texas
Statement of Expenditures Budget to Actual
Airport Fund
April 30, 2019

	Original FY 2018/19 Budget	Adjusted FY 2018/19 Budget	Year to Date Activity	Balance	Percent of Budget Available
Airport					
Salaries	\$ 41,202	\$ 41,202	\$ 22,187	\$ 19,015	46.2%
Employee Benefits	17,211	17,211	10,936	6,275	36.5%
Office Expense & Supplies	4,500	7,574	7,104	470	6.2%
Telephone & Utilities	35,248	35,248	9,667	25,581	72.6%
Maintenance & Repair - Equipment & Vehicles	4,100	4,100	-	4,100	100.0%
Gasoline/Fuel	3,000	3,000	-	3,000	100.0%
Maintenance & Repair - Bldg & Grounds	29,109	29,109	18,760	10,349	35.6%
Professional Services	9,785	9,785	2,732	7,053	72.1%
Contingency Appropriations	31,364	28,290	-	28,290	100.0%
Other Services & Charges	6,788	6,788	3,208	3,580	52.7%
Other Expense	1,531	1,531	698	833	54.4%
Travel	2,000	2,000	1,127	873	43.6%
Transfer to Other Funds	50,000	50,000	16,720	33,280	66.6%
Total Expenditures Airport	\$ 235,838	\$ 235,838	\$ 93,140	\$ 142,698	60.5%

Nueces County, Texas
Comparison of Current Year to Prior Year Expenditures
Airport Fund
April 2018 vs April 2019

	2018 - 19 Fiscal Year to Actual	2017 - 18 Prior Year to Actual	Increase (Decrease)	Current to Prior Year Percentage Change
Airport				
Salaries	\$ 22,187	\$ 21,750	\$ 437	2.0%
Employee Benefits	10,936	10,713	224	2.1%
Office Expense & Supplies	7,104	230	6,874	2987.3%
Telephone & Utilities	9,667	9,750	(83)	-0.8%
Maintenance & Repair - Bldg & Grounds	18,760	11,456	7,304	63.8%
Professional Services	2,732	4,169	(1,437)	-34.5%
Other Services & Charges	3,208	3,818	(610)	-16.0%
Other Expense	698	835	(137)	-16.4%
Travel	1,127	379	748	197.5%
Transfer to Other Funds	16,720	8,844	7,876	89.1%
Total Expenditures Airport	\$ 93,140	\$ 71,944	\$ 21,197	29.5%

Nueces County, Texas
Commissioners Court – Special Revenue
April 30, 2019

	Original FY 2018/19 Budget	Adjusted FY 2018/19 Budget	Year to Date Activity	Available Balance
<u>County Judge - Department 0136</u>				
5350 Contingency Appropriation	\$ 425,069	\$ 411,602	\$ -	\$ 411,602
5410 Other Services & Charges	20,000	25,477	10,500	14,977
Total Expenditures	\$ 445,069	\$ 437,079	\$ 10,500	\$ 426,579
<u>Commissioner Precinct 1 - Department 1387</u>				
5350 Contingency Appropriation	\$ 365,763	\$ 365,763	\$ -	\$ 365,763
5410 Other Services & Charges	20,000	20,000	1,000	19,000
Total Expenditures	\$ 385,763	\$ 385,763	\$ 1,000	\$ 384,763
<u>Commissioner Precinct 2 - Department 0137</u>				
5300 Professional Services Expense	\$ -	\$ 810	\$ -	\$ 810
5350 Contingency Appropriation	112,334	107,572	-	107,572
5410 Other Services & Charges	20,000	20,000	4,580	15,420
5610 Capital Outlay	-	3,952	-	3,952
Total Expenditures	\$ 132,334	\$ 132,334	\$ 4,580	\$ 127,754
<u>Commissioner Precinct 2 - Department 1300</u>				
5350 Contingency Appropriation	\$ 4,204	\$ 4,204	\$ -	\$ 4,204
Total Expenditures	\$ 4,204	\$ 4,204	\$ -	\$ 4,204
<u>Commissioner Precinct 3 - Department 1388</u>				
5230 Telephone & Utilities	\$ -	\$ 4,325	\$ -	\$ 4,325
5260 Maint & Repair-Bldgs & Grounds	-	3,600	3,600	-
5270 Maint & Repair-Roads & Bridges	-	4,200	-	4,200
5350 Contingency Appropriation	392,975	376,350	-	376,350
5410 Other Services & Charges	20,000	20,000	11,799	8,201
Total Expenditures	\$ 412,975	\$ 408,475	\$ 15,399	\$ 393,076
<u>Commissioner Precinct 4 - Department 0138</u>				
5260 Maint & Repair-Bldgs & Grounds	\$ -	\$ 20,000	\$ -	\$ 20,000
5300 Professional Services Expense	-	5,810	-	5,810
5350 Contingency Appropriation	216,506	175,754	-	175,754
5410 Other Services & Charges	20,000	23,000	16,500	6,500
5610 Capital Outlay	-	11,942	-	11,942
Total Expenditures	\$ 236,506	\$ 236,506	\$ 16,500	\$ 220,006
Total	\$ 1,616,851	\$ 1,604,361	\$ 47,979	\$ 1,556,382

Nueces County, Texas
Commissioners Court - Diabetes Funds
For the 7 Months Ended April 30, 2019

County Judge Diabetic Fund - Project 511005		
	FY18-19 Appropriations	\$ 10,000
5221	Food & Edibles	(1,110)
5542	Travel, Food & Lodging	<u>(584)</u>
	Total Diabetes Expenses	<u>(1,694)</u>
	Available Balance	<u>\$ 8,306</u>
Commissioner Precinct 1 - Project 511001		
	FY18-19 Appropriations	<u>\$ 10,000</u>
	Total Diabetes Expenses	<u>(6,000)</u>
	Available Balance	<u>\$ 4,000</u>
Commissioner Precinct 2 - Project 511002		
	FY18-19 Appropriations	<u>\$ 10,000</u>
	Total Diabetes Expenses	<u>(5,500)</u>
	Available Balance	<u>\$ 4,500</u>
Commissioner Precinct 3 - Project 511003		
	FY18-19 Appropriations	<u>\$ 10,000</u>
	Total Diabetes Expenses	<u>(3,000)</u>
	Available Balance	<u>\$ 7,000</u>
Commissioner Precinct 4 - Project 511004		
	FY18-19 Appropriations	\$ 10,000
	Total Diabetes Expenses	<u>-</u>
	Available Balance	<u>\$ 10,000</u>
	Total Annual Diabetes Fund	\$ 50,000
	Total Year-to-Date Expenses	<u>(16,194)</u>
	Available Balance	<u>\$ 33,806</u>

Nueces County, Texas
Commissioners Court - RTA Funds
April 30, 2019

Project Code	Description	Adjusted Budget	Prior Years Expenditure	Current Year Expenditure	Current Encumbrance	RTA Budget Balance
County Judge						
130900	County Judge	109,864	25,000	-	-	84,864
	County Judge	<u>109,864</u>	<u>25,000</u>	<u>-</u>	<u>-</u>	<u>84,864</u>
Commissioner Precinct 1						
130901	Commissioner Precinct	169,667	-	-	-	169,667
	Commissioner Precinct	<u>169,667</u>	<u>-</u>	<u>-</u>	<u>-</u>	<u>169,667</u>
Commissioner Precinct 2						
130902	Commissioner Precinct	82,071	-	-	-	82,071
	Commissioner Precinct	<u>82,071</u>	<u>-</u>	<u>-</u>	<u>-</u>	<u>82,071</u>
Commissioner Precinct 3						
130903	Commissioner Precinct	135,851	24,245	42,130	5,250	64,226
	Commissioner Precinct	<u>135,851</u>	<u>24,245</u>	<u>42,130</u>	<u>5,250</u>	<u>64,226</u>
Commissioner Precinct 4						
130904	Commissioner Precinct	139,939	-	9,861	1,096	128,983
	Commissioner Precinct	<u>139,939</u>	<u>-</u>	<u>9,861</u>	<u>1,096</u>	<u>128,983</u>
Total RTA Funds		<u>637,392</u>	<u>49,245</u>	<u>51,991</u>	<u>6,346</u>	<u>529,811</u>

SCHEDULES
(Unaudited)

Nueces County, Texas
Statement of Transfers In and Out by Fund
April 30, 2019

	<u>Transfers In</u>	<u>Transfers Out</u>
<u>I & S Debt Service Fund</u>		
Special Revenue Fund	630,000	-
<u>General Fund</u>		
Airport Fund	-	31,900
Capital Projects Fund	-	200,000
Inland Park Fund	-	1,642,216
Main Grant Fund	-	18,227
Road Fund	-	62,442
Special Revenue Fund	-	1,550,000
Stadium Fairgrnds	-	295,000
<u>Road Fund</u>		
Airport Fund	-	8,040
Capital Projects Fund	500,000	-
General Fund	62,442	-
<u>Special Revenue Fund</u>		
Debt Srvc Fund (I&S)	-	630,000
General Fund	1,550,000	-
Main Grant Fund	44,044	19,118
<u>Stadium/Fairgrounds Fund</u>		
General Fund	295,000	-
<u>Airport Fund</u>		
General Fund	31,900	-
Main Grant Fund	-	16,720
Road Fund	8,040	-
<u>Inland Parks Fund</u>		
General Fund	1,642,216	-
<u>Coastal Parks Fund</u>		
Capital Projects	500,000	-
<u>Capital Projects Fund</u>		
Coastal Parks Fund	-	500,000
General Fund	200,000	-
Road Fund	-	500,000
<u>Main Grant Fund</u>		
Airport Fund	16,720	-
General Fund	18,227	-
Special Revenue Fund	19,118	44,044
Total Financing Uses	\$ 5,302,708	\$ 5,302,708

Nueces County, Texas
Capital Projects Budget to Actual
April 30, 2019

<u>Project Code</u>	<u>Description</u>	<u>Adjusted Project Budget</u>	<u>Prior Years Expenditures</u>	<u>Current Year Expenditures</u>	<u>Capital Project Budgets Balance</u>
County Judge					
19193000	Airport Improvements	\$ 1,559,285	\$ 57,478	\$ -	\$ 1,501,807
19193001	Airport Terminal Building	913,507	900,507	3,000	10,000
19193002	Airport Apron Expansion	527,209	43,000	410,094	74,115
19213000	County Judge	650,000	-	-	650,000
19010500	Capital Project Fund (Co Judge)	260,383	146,812	-	113,571
19010501	Juvenile Prob Facility Repair	100,000	77,250	-	22,750
	County Judge	<u>\$ 4,010,383</u>	<u>\$ 1,225,047</u>	<u>\$ 413,094</u>	<u>\$ 2,372,242</u>
Commissioner Precinct 1					
19152502	Precinct 1 Channel Maintenance	\$ 499,081	\$ 440,118	\$ -	\$ 58,963
19176001	Commissioner Pct 1 Unallocated	61,191	-	-	61,191
19194000	Commissioner Pct 1	70,906	-	-	70,906
19194002	LBasell Youth Sports Complex	1,000,000	689,667	-	310,333
19214000	Commissioner Pct 1	437,337	-	-	437,337
19214001	Haven Park	125,000	49,492	28,245	47,264
19010600	Capital Project Fund (Pct 1)	350,000	130,929	-	219,071
	Commissioner Precinct 1	<u>\$ 2,543,515</u>	<u>\$ 1,310,206</u>	<u>\$ 28,245</u>	<u>\$ 1,205,065</u>
Commissioner Precinct 2					
19010700	Capital Project Fund (Pct. 2)	\$ 371,110	\$ 125,015	\$ -	\$ 246,095
19152503	Precinct II Channel Maint	265,568	236,986	-	28,582
19195001	Bishop Fire Station Renovation	329,222	304,535	-	24,687
19195002	Amistad Veterans Memorial Park	250,000	185,064	-	64,936
19195003	Bishop Library Renovations	368,337	358,462	-	9,875
19195004	Bishop Senior Center Improveme	252,441	199,144	-	53,297
19195005	Petronila Retention Pond	750,000	3,083	-	746,917
19195006	Road Improvements	1,050,000	8,894	22,797	1,018,310
19215000	Commissioner Pct 2	1,000,000	-	16,274	983,726
	Commissioner Precinct 2	<u>\$ 4,636,678</u>	<u>\$ 1,421,182</u>	<u>\$ 39,071</u>	<u>\$ 3,176,426</u>
Commissioner Precinct 3					
19152504	Prcet III Channel Maintenance	\$ 734,617	\$ 688,154	\$ -	\$ 46,463
19196000	Commissioner Pct 3	3,797	-	-	3,797
19196002	CR 36 Improvments	1,707,724	1,658,819	-	48,905
19216000	Commissioner Pct 3	701,833	-	-	701,833
19010800	Capital Project Fund (Pct 3)	350,000	-	-	350,000
	Commissioner Precinct 3	<u>\$ 3,497,972</u>	<u>\$ 2,346,973</u>	<u>\$ -</u>	<u>\$ 1,150,999</u>

Nueces County, Texas
Capital Projects Budget to Actual
April 30, 2019

<u>Project Code</u>	<u>Description</u>	<u>Adjusted Project Budget</u>	<u>Prior Years Expenditures</u>	<u>Current Year Expenditures</u>	<u>Capital Project Budgets Balance</u>
Commissioner Precinct 4					
19150101	Coastal Parks Unallocated	\$ 138,426	\$ -	\$ -	\$ 138,426
19197000	Commissioner Pct 4	1,094,966	-	-	1,094,966
19197001	I.B. Magee Park	204,331	204,331	-	-
19197002	Padre Balli Park Imp (15)	1,156,203	1,156,203	-	-
19197005	Parker Pool-Flour Bluff	175,000	-	98,587	76,413
19197006	London County Park	450,000	-	-	450,000
19210006	Padre Balli Park Imp (16)	150,000	150,000	-	-
19217000	Commissioner Pct 4	904,557	-	-	904,557
19010400	Road Dist IV Projects	5,674,438	2,902,725	1,000,000	1,771,713
19010401	I.B. Magee Park	1,800,000	63,291	6,511	1,730,198
19010402	Padre Balli Park Imp (15)	481,170	323,573	3,618	153,980
19010900	Capital Project Fund (Pct 4)	350,000	200,000	-	150,000
Commissioner Precinct 4		<u>\$ 12,579,091</u>	<u>\$ 5,000,124</u>	<u>\$ 1,108,715</u>	<u>\$ 6,470,252</u>
Fairgrounds Upgrades & Repairs					
19013800	Arena HVAC System	\$ 750,000	\$ 639,572	\$ 15,634	\$ 94,794
Fairgrounds Upgrades & Repairs		<u>\$ 750,000</u>	<u>\$ 639,572</u>	<u>\$ 15,634</u>	<u>\$ 94,794</u>
Main Jail Renovations					
19013100	Jail Water Pump	\$ 25,000	\$ 7,200	\$ -	\$ 17,800
19014500	Sheriff / Jail Fence & Gate	50,000	-	-	50,000
Main Jail Renovations		<u>\$ 75,000</u>	<u>\$ 7,200</u>	<u>\$ -</u>	<u>\$ 67,800</u>
McKenzie Jail Renovations					
19174012	McKinzie Annex Dormitories	\$ 180,000	\$ 178,257	\$ -	\$ 1,743
19174013	McKinzie Annex Fire Alarm	450,000	23,633	286,794	139,573
McKenzie Jail Renovations		<u>\$ 630,000</u>	<u>\$ 201,890</u>	<u>\$ 286,794</u>	<u>\$ 141,316</u>
County Auditor					
19216001	Berlanga FEMA Repairs	\$ 298,167	\$ 298,167	\$ -	\$ -
County Auditor		<u>\$ 298,167</u>	<u>\$ 298,167</u>	<u>\$ -</u>	<u>\$ -</u>

Nueces County, Texas
Capital Projects Budget to Actual
April 30, 2019

<u>Project Code</u>	<u>Description</u>	<u>Adjusted Project Budget</u>	<u>Prior Years Expenditures</u>	<u>Current Year Expenditures</u>	<u>Capital Project Budgets Balance</u>
Information Technology Systems					
19170004	Jail Management (07)	\$ 265,518	\$ 265,518	\$ -	\$ -
19178001	Case Management System	5,735,000	5,679,930	-	55,070
19178003	ONESolution Add-On Modules	657,582	657,582	-	-
19178005	Website System Upgrade	295,000	153,735	19,000	122,265
19178019	IP Telephone System	1,350,765	900,260	133,556	316,949
19178020	IT Equip-BladeServ,SAN,Switch	665,000	664,745	-	255
19218000	IT Unalloc ated (16)	727	-	-	727
19218002	Dist. Clerk Redaction	150,000	-	-	150,000
19218003	Social Service Mgmt Software	110,000	106,455	-	3,545
19218004	Tax Office Queueing System	100,000	-	-	100,000
19218005	Jail Management (16)	1,330,000	1,223,087	-	106,913
19218006	IT Switch Upgrade	150,000	16,428	-	133,572
19218007	Laserfiche Conversion	101,509	-	13,336	88,173
19218008	Replace Server	70,000	-	-	70,000
19218009	Network Awareness Software	95,000	34,177	-	60,823
19218010	NeoGov HR Software Agreement	56,963	-	56,963	-
19228000	IT Unallocated (17)	50,000	-	-	50,000
19228001	IT Cloud	350,000	304,608	-	45,392
	Information Technology Systems	\$ 11,533,064	\$ 10,006,525	\$ 222,854	\$ 1,303,685
McKinzie Projects					
19170003	McKinzie Annex Expansion (07)	\$ 100,000	\$ 100,000	\$ -	\$ -
19191000	McKinzie Annex Expansion (15)	2,229,716	1,822,761	203,467	203,487
19210003	McKinzie Annex Expansion (16)	225,050	200,000	-	25,050
19210008	McKinzie Annex Fire Alarm (16)	828,154	-	-	828,154
	McKinzie Projects	\$ 3,382,921	\$ 2,122,761	\$ 203,467	\$ 1,056,692

Nueces County, Texas
Capital Projects Budget to Actual
April 30, 2019

<u>Project Code</u>	<u>Description</u>	<u>Adjusted Project Budget</u>	<u>Prior Years Expenditures</u>	<u>Current Year Expenditures</u>	<u>Capital Project Budgets Balance</u>
ADA Improvements					
19013700	ADA Upgrades	\$ 230,000	\$ 222,355	\$ -	\$ 7,645
19190005	Hilltop/Bill Bode ADA Imp (15)	94,258	92,808	1,450	-
19192000	ADA Improvements	2,489,031	1,676,063	97,164	715,803
19192001	Bishop Bldg ADA Imp	176,644	37,450	-	139,194
19192002	Banquete Bldg ADA Imp	129,820	-	-	129,820
19192003	Berlanga Bldg ADA Imp	110,247	-	-	110,247
19212000	ADA Improvements	-	-	-	-
19212001	Courthouse ADA Improvements	4,244,883	4,389	2,150	4,238,344
19212002	Hilltop/Bill Bode Bldg ADA Imp	1,593,649	1,201,411	226,788	165,450
19212004	Polston Bldg ADA Imp	291,802	-	-	291,802
19212006	Robstown Comm ADA Imp	221,568	-	-	221,568
19212010	Bishop Comm ADA Imp	109,820	15,403	-	94,417
19222000	ADA Unallocated	1,000,000	-	-	1,000,000
	ADA Improvements	<u>\$ 10,691,722</u>	<u>\$ 3,249,880</u>	<u>\$ 327,552</u>	<u>\$ 7,114,290</u>
Airport Projects					
19011600	Airport Hangars	\$ 658,156	\$ 655,088	\$ -	\$ 3,068
	Airport Projects	<u>\$ 658,156</u>	<u>\$ 655,088</u>	<u>\$ -</u>	<u>\$ 3,068</u>
Road Bridge & Drainage					
19219000	Road, Bridge & Drainage	\$ 1,000,000	\$ 10,781	\$ -	\$ 989,219
19229000	R&B Unallocated	200,000	-	-	200,000
	Road Bridge & Drainage	<u>\$ 1,200,000</u>	<u>\$ 10,781</u>	<u>\$ -</u>	<u>\$ 1,189,219</u>

Nueces County, Texas
Capital Projects Budget to Actual
April 30, 2019

<u>Project Code</u>	<u>Description</u>	<u>Adjusted Project Budget</u>	<u>Prior Years Expenditures</u>	<u>Current Year Expenditures</u>	<u>Capital Project Budgets Balance</u>
Buildings & Facilities					
19151126	Records Warehouse HVAC	53,575	-	-	53,575
19171001	IT Data Center Condenser (07)	78,703	-	-	78,703
19211000	Building & Facility Renovation	93,730	-	-	93,730
19211001	Courthouse Skylight Replace	71,846	-	-	71,846
19211003	Waco St - Emergency Gen	1,000,000	138,608	-	861,393
19211004	Hilltop Roof Replacement	1,400,000	69,700	1,200	1,329,100
19211005	Robstown Comm. Center Reparis	65,000	-	-	65,000
19211006	Berlanga Bldg Repair	55,000	-	-	55,000
19211008	METASYS System	90,000	80,366	-	9,634
19211014	Web Based Control HVAC	300,000	186,216	75,075	38,709
19211015	5th Floor Courthouse HVAC	46,400	-	-	46,400
19211016	IT Data Center Condenser (16)	30,735	-	-	30,735
19013621	JP 2-1 Bldg Renovation	100,000	91,661	709	7,630
19014200	Sr Comm Services (Roof)	35,000	27,450	-	7,550
19014300	Berlanga Sr Bldg (Repairs)	50,000	6,194	-	43,806
19014400	4-Yard Improvements	200,000	-	2,800	197,200
19014600	Domestic Hot Water Crthse/Jail	24,000	-	-	24,000
Buildings & Facilities		\$ 3,693,988	\$ 600,194	\$ 79,784	\$ 3,014,010

Nueces County, Texas
Capital Projects Budget to Actual
April 30, 2019

<u>Project Code</u>	<u>Description</u>	<u>Adjusted Project Budget</u>	<u>Prior Years Expenditures</u>	<u>Current Year Expenditures</u>	<u>Capital Project Budgets Balance</u>
County Parks					
19153322	Hilltop Park Enhancement	\$ 155,021	\$ 112,272	\$ -	\$ 42,749
19221000	Inland Park Repairs Unallocated	266,189	-	-	266,189
19012100	Hazel Bazemore Clean-up	504,059	451,754	-	52,305
	County Parks	<u>\$ 925,269</u>	<u>\$ 564,026</u>	<u>\$ -</u>	<u>\$ 361,243</u>
Individual Projects					
19150100	Unallocated-04 Co Funds	\$ -	\$ -	\$ -	\$ -
19170000	2007 CO's Unallocated	-	-	-	-
191900	2015 Certificate of Obligation	461,446	238,902	-	222,544
191900000	2015 Certificate of Obligation	-	-	-	-
19201000	Harbor Bridge Project	12,000,000	9,000,000	3,000,000	-
19210000	2016 Certificate of Obligation	259,576	259,576	-	-
19220000	2017 CO Unallocated	3,236,718	3,231,260	-	5,459
19010100	Misc Projects	2,073,124	1,215,689	-	857,435
19012700	Major Capital Proj Contingency	826,482	420,241	-	406,241
19012900	Court Proj Sanction Fund	132,662	74,950	-	57,712
19013000	Computers DA, Sheriff & Constable	450,000	446,542	-	3,458
	Individual Projects	<u>\$ 19,440,008</u>	<u>\$ 14,887,159</u>	<u>\$ 3,000,000</u>	<u>\$ 1,552,849</u>
Total Capital Projects		<u>\$ 80,545,933</u>	<u>\$ 44,546,774</u>	<u>\$ 5,725,210</u>	<u>\$ 30,273,949</u>

Capital Projects Totals by Funding Source

<u>Project Funding Source</u>	<u>Adjusted Project Budget</u>	<u>Prior Years Expenditures</u>	<u>Current Year Expenditures</u>	<u>Capital Project Budgets Balance</u>
2004 Certificate of Obligation	\$ 1,707,862	\$ 1,477,530	\$ -	\$ 230,332
2007 Certificate of Obligation	9,838,759	8,623,659	439,350	775,750
2015 Certificate of Obligation	17,692,515	9,637,171	836,559	7,218,785
2015 State Infrastructure Bond	12,000,000	9,000,000	3,000,000	-
2016 Certificate of Obligation	18,358,306	4,044,255	420,030	13,894,021
2017 Certificate of Obligation	5,102,907	3,535,868	-	1,567,039
General Fund	15,845,584	8,228,291	1,029,271	6,588,022
Total Capital Projects	<u>\$ 80,545,933</u>	<u>\$ 44,546,774</u>	<u>\$ 5,725,210</u>	<u>\$ 30,273,949</u>



Nueces County
Summary of Revenue Reports
For revenue reports received for January 2019



as of March 13, 2019

The monthly revenue reports have been received and proofed by the County Auditor's Office, where they are on file for inspection. The monthly revenue reports are respectfully presented to the Commissioners Court for approval, in accordance with LGC 114.002, 114.043, and 114.044. Reports are considered late after the 25th of the following month.

DEPT.	Last 6 months	Mar-19			
		REPORT STATUS	LAST REPORT		
CODE	DEPARTMENT	DEPARTMENT HEAD	% Timely	✓ Received	SUBMITTED
0160	Airport Fund	John Cox	100.00%	✓	
5330	Animal Control	Juan Ramirez	100.00%	✓	
0180	Coastal Management	Scott Cross	100.00%	✓	
1180	County Clerk Collections	Kara Sands	100.00%	✓	
1160	County Clerk Fee Account	Kara Sands	100.00%	✓	
1170	County Clerk Treasury	Kara Sands	100.00%	✓	
3700	County Sheriff - Bond Account	John Hooper	100.00%	✓	
3700	County Sheriff - Civil Account	John Hooper	100.00%	✓	
1324	County Sheriff - Inmate Benefit	John Hooper	100.00%	✓	
3720	County Sheriff - Inmate Trust Account	John Hooper	100.00%	✓	
1329	County Sheriff-Federal Narcotics	John Hooper	100.00%	✓	
3021	CountyClerk School Fund	Kara Sands	100.00%	✓	
1326	District Attorney - Victim Restitution	Mark Gonzalez	66.67%	✓	
3530	District Clerk- Child Support	Anne Lorentzen	83.33%	✓	
3530	District Clerk Fee Operating Account	Anne Lorentzen	83.33%	✓	
3530	District Clerk-Criminal Bond Registry	Anne Lorentzen	83.33%	✓	
3530	District Clerk-Invested Trust Accounts	Anne Lorentzen	83.33%	✓	
3530	District Clerk-Registry Accts.# 1 & 2	Anne Lorentzen	83.33%	✓	
0140	Fairgrounds Stadium	Edward Herrera	100.00%	✓	
1356	Hilltop Community Center	Edward Herrera	100.00%	✓	
3480	Juvenile Probation	Homer Flores	100.00%	✓	
0150	Law Library	Abraham Gonzales, Jr.	100.00%	✓	
3890	Medical Examiner	Dr. Ray Fernandez	100.00%	✓	
1370	Robstown & SanJuan Parks	Edward Herrera	100.00%	✓	
4190	Senior Community Services	Edward Herrera	100.00%	✓	
TAX ASSESSOR-COLLECTOR					
1200	Proration Account	Kevin Kieschnick	100.00%	✓	
1200	Monthly Collected Taxes	Kevin Kieschnick	100.00%	✓	
1200	Gen. Services Account	Kevin Kieschnick	100.00%	✓	
1200	Motor Vehicle Account (2)	Kevin Kieschnick	100.00%	✓	
1200	Property Tax Acct	Kevin Kieschnick	100.00%	✓	
1200	V I T Escrow	Kevin Kieschnick	100.00%	✓	
1200	IRP Funds	Kevin Kieschnick	100.00%	✓	



Nueces County
Summary of Revenue Reports
 For revenue reports received for January 2019



as of March 13, 2019

The monthly revenue reports have been received and proofed by the County Auditor's Office, where they are on file for inspection. The monthly revenue reports are respectfully presented to the Commissioners Court for approval, in accordance with LGC 114.002, 114.043, and 114.044. Reports are considered late after the 25th of the following month.

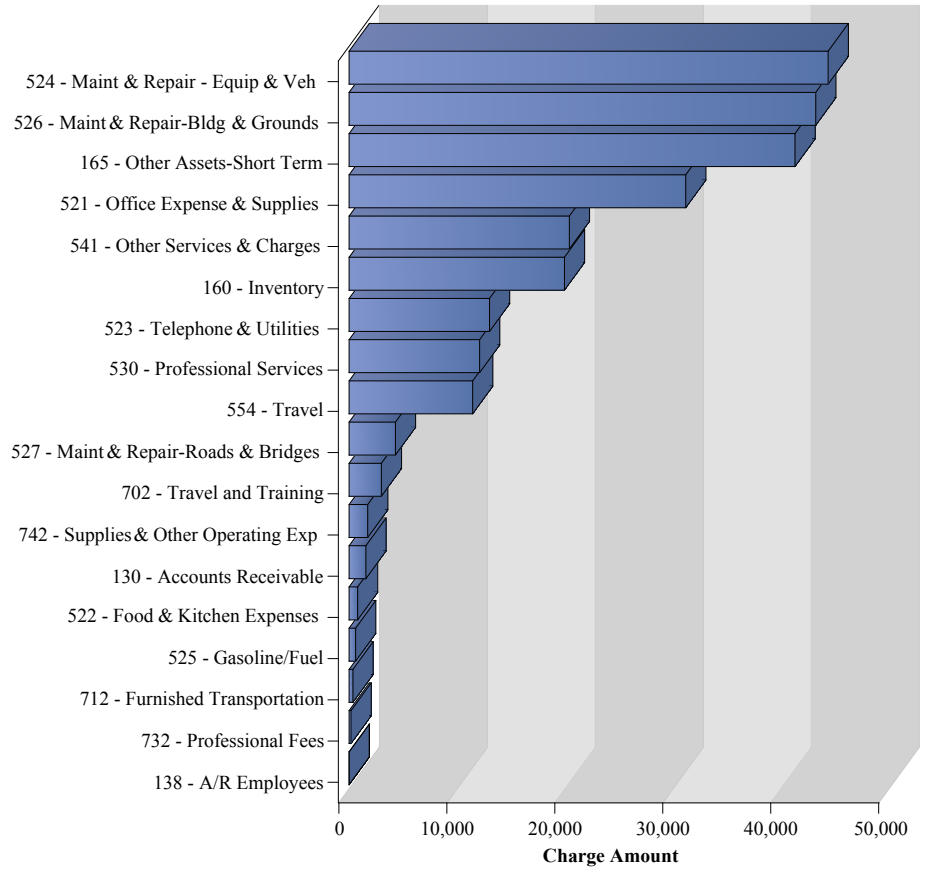
DEPT.			Last 6 months	Mar-19 REPORT STATUS	LAST REPORT
<u>CODE</u>	<u>DEPARTMENT</u>	<u>DEPARTMENT HEAD</u>	<u>% Timely</u>	<u>✓ Received</u>	<u>SUBMITTED</u>
JUSTICES OF THE PEACE					
3600	Precinct 1, Place 1	Judge Joe Benavides	100.00%	✓	
3610	Precinct 1, Place 2	Judge Henry Santana	100.00%	✓	
3613	Precinct 1, Place 3	Judge Robert Balderas	100.00%	✓	
3621	Precinct 2, Place 1	Judge Jo Woosley	100.00%	✓	
3622	Precinct 2, Place 2	Judge Thelma Rodriguez	100.00%	✓	
3630	Precinct 3	Judge Larry Lawrence	100.00%	✓	
3640	Precinct 4	Judge Duncan Neblett, Jr.	100.00%	✓	
3650	Precinct 5-1	Judge Robert Gonzalez	100.00%	✓	
3655	Precinct 5-2	Judge Hermilo Peña	100.00%	✓	
CONSTABLES					
3810	Precinct 1	Robert M. Cisneros	100.00%	✓	
3820	Precinct 2	Michell Clark	100.00%	✓	
3830	Precinct 3	Jimmy Rivera	100.00%	✓	
3840	Precinct 4	Robert W. Sherwood	100.00%	✓	
3850	Precinct 5	Fred Flores III	100.00%	✓	

Procurement

(Unaudited)

Nueces County, Texas
PCard Transaction Totals by Budget Category
All Funds
April 2019

	Amount
524 - Maint & Repair - Equip & Veh	44,376
526 - Maint & Repair-Bldg & Grounds	43,227
165 - Other Assets-Short Term	41,305
521 - Office Expense & Supplies	31,183
541 - Other Services & Charges	20,403
160 - Inventory	19,949
523 - Telephone & Utilities	13,007
530 - Professional Services	12,091
554 - Travel	11,446
527 - Maint & Repair-Roads & Bridges	4,292
702 - Travel and Training	2,989
742 - Supplies & Other Operating Exp	1,725
130 - Accounts Receivable	1,553
522 - Food & Kitchen Expenses	791
525 - Gasoline/Fuel	606
712 - Furnished Transportation	356
732 - Professional Fees	180
138 - A/R Employees	7
Total	249,487



Nueces County, Texas
PCard Transaction Totals by Budget Category, Key Code
All Funds
April 2019

Budget Category	Key Code	Amount
524 - Maint & Repair - Equip & Veh	5252 - Heavy Motor Equip & Mach M&R	17,666.95
	5249 - Car Repairs, Supplies & Srvc	12,763.94
	5255 - Tools & Supplies	4,094.84
	5251 - Office Equip Maint & Repairs	2,750.00
	5250 - Shop-Oil,Tires,Antifrz,Filters	2,693.67
	5254 - Equip Maint. & Repairs	1,501.39
	5248 - Car Accessories	1,152.74
	5256 - PC Maintenance & Repairs	600.75
	5247 - Car Wash & Cleaning Expense	594.90
	5258 - Radios & Camera Maint & Repair	556.69
	Total	44,375.87
526 - Maint & Repair-Bldg & Grounds	5268 - Parts, Supplies & Misc	25,273.09
	5261 - Buildings-Maintenance & Repair	8,653.19
	5265 - Mechanical Systems Repairs	6,430.07
	5264 - Landscape & Grounds M&R	2,340.11
	5266 - Contract Services-Buildings	250.00
	5262 - Janitorial & Misc Supplies	206.03
	5269 - Bldg Supply Chgs & Inv Adj	75.00
	Total	43,227.49
165 - Other Assets-Short Term	1466 - Prepaid Exps - Ricoh	38,581.06
	1660 - Utility Pre-Payments PCard	1,372.85
	1459 - Prepaid Gulf Coast	1,350.88
	Total	41,304.79
521 - Office Expense & Supplies	5211 - Office Expenses & Supplies	28,765.96
	5680 - Non Capital Outlay < \$5000	2,005.49
	5217 - Postage & Fed Express	238.35
	5213 - PC Software Programs	107.17
	5215 - Postage Equipment Rentals	59.00
	5218 - Books, Magzs & Subscriptions	7.46
	Total	31,183.43
541 - Other Services & Charges	5449 - Burial/Cremation Expense	5,947.00
	5440 - Inmate General Supplies	4,438.20
	5437 - Fees & Permits	2,627.75
	5455 - Services - Other	1,591.11
	5438 - General Operating Supplies	1,339.31
	5459 - Transportation of Persons	869.40
	5414 - Advertisemnts & Public Notices	776.20
	5435 - Equipment Rentals	742.25

Nueces County, Texas
PCard Transaction Totals by Budget Category, Key Code
All Funds
April 2019

Budget Category	Key Code	Amount
541 - Other Services & Charges	5444 - Law Enforcement Supplies	734.23
	5447 - Membrships,Dues,Certifications	522.96
	5433 - Educational & Demo Supplies	315.21
	5442 - Investigation Costs	175.58
	5463 - Wearing Apparel Expenses	117.10
	5427 - Clinical & Hygienic Supplies	109.86
	5942 - Notary & Other Bonds	96.90
	Total	20,403.06
160 - Inventory	1500 - Inventory - Supplies	19,405.88
	1550 - Inventory - Commodities	543.21
	Total	19,949.09
523 - Telephone & Utilities	5237 - Utilities - Direct Clients	6,562.37
	5236 - InterNet Fees-T-1-ISDN	2,795.21
	5238 - TXU Electric Assistance	1,810.37
	5239 - Tipping & Dump Fees	1,539.75
	5231 - Telephone Utility Expense	283.23
	5229 - Content Streaming Services	15.99
	5235 - Pagers & Other Telephone Exp	0.00
	Total	13,006.92
530 - Professional Services	5311 - Software Srvc & Maintenance	9,042.93
	5302 - Education Registration Fees	2,305.60
	5307 - County Legal Exps-Other	273.37
	5303 - Medical, Dental, Hospital, Lab	200.00
	5317 - Training Exps-Inhouse, Cntract	148.00
	5306 - Empl Evals/Testing	121.00
	Total	12,090.90
554 - Travel	5542 - Travel, Food & Lodging	11,419.15
	5540 - Travel Expenses	26.95
	Total	11,446.10
527 - Maint & Repair-Roads & Bridges	5276 - Road Sign Materials	2,510.26
	5274 - Parts & Supplies	1,781.61
	Total	4,291.87
702 - Travel and Training	7023 - Lodging	2,988.81
	Total	2,988.81
742 - Supplies & Other Operating Exp	7421 - Office Expense & Supplies	1,489.68
	7448 - Educational Supplies	225.00
	7450 - Freight	10.08
	Total	1,724.76

Nueces County, Texas
PCard Transaction Totals by Budget Category, Key Code
All Funds
April 2019

Budget Category	Key Code	Amount
130 - Accounts Receivable	1472 - Charge Customer A/R	1,553.30
	Total	1,553.30
522 - Food & Kitchen Expenses	5221 - Food & Edible Items	572.86
	5222 - Food for Animals	218.39
	Total	791.25
525 - Gasoline/Fuel	5241 - Gasoline-Credit Card & Bulk	606.20
	Total	606.20
712 - Furnished Transportation	7126 - Misc Repairs, Parts & Supplies	346.96
	7127 - Motor Vehicle Passenger	9.16
	Total	356.12
732 - Professional Fees	7328 - Memberships & Dues	180.00
	Total	180.00
138 - A/R Employees	1418 - A/R - Employees	7.10
	Total	7.10
Total		249,487.06

Nueces County, Texas
PCard Transaction Totals by Budget Category, Key Code and Department
All Funds
April 2019

Budget Category	Key Code	Department	Amount	
524 - Maint & Repair - Equip & Veh	5252 - Heavy Motor Equip & Mach M&R	0120 - Road & Bridge Fund	17,221.20	
		3700 - County Sheriff	257.28	
		3720 - Jail	188.47	
		Total	17,666.95	
	5249 - Car Repairs, Supplies & Srvc		3810 - Constable 1	3,408.63
			3850 - Constable 5	2,473.41
			3700 - County Sheriff	1,865.93
			3490 - Juvenile Detention	1,740.10
			0120 - Road & Bridge Fund	983.87
			6110 - Agricultural Extension	888.00
			3830 - Constable 3	279.33
			3820 - Constable 2	207.71
			3092 - Vector Control	191.47
			0180 - Coastal Parks Department	168.73
			1570 - Building Superintendent	102.98
			1160 - County Clerk	65.95
			6210 - Family & Consumer Sciences	64.90
			3720 - Jail	61.99
			1270 - County Purchasing	60.00
			1380 - Juv Case Manager	58.72
			5330 - Animal Control	54.90
			1330 - State Awrdd Sheriff	52.00
			0170 - Inland Park Fund	35.32
			Total	12,763.94
	5255 - Tools & Supplies		3092 - Vector Control	1,742.56
			0120 - Road & Bridge Fund	1,465.86
			1540 - Johnny S. Calderon Co. Bldg	301.88
			1740 - McKenzie Jail Annex	211.51
			1570 - Building Superintendent	165.63
			1500 - Mechanical Maintenance	155.71
			1400 - General Repairs - Building	51.69
			Total	4,094.84
	5251 - Office Equip Maint & Repairs		1330 - State Awrdd Sheriff	2,750.00
			Total	2,750.00
	5250 - Shop-Oil,Tires,Antifrz,Filters		0120 - Road & Bridge Fund	1,322.36
			3720 - Jail	539.20
			6110 - Agricultural Extension	486.33
			0180 - Coastal Parks Department	220.67

Nueces County, Texas
PCard Transaction Totals by Budget Category, Key Code and Department
All Funds
April 2019

			Amount
Budget Category	Key Code	Department	
524 - Maint & Repair - Equip & Veh	5250 - Shop-Oil,Tires,Antifrz,Filters	0170 - Inland Park Fund	125.11
		Total	2,693.67
	5254 - Equip Maint. & Repairs	0170 - Inland Park Fund	759.27
		1500 - Mechanical Maintenance	361.10
		1570 - Building Superintendent	245.47
		1590 - Hilltop Facility	135.55
		Total	1,501.39
	5248 - Car Accessories	3700 - County Sheriff	1,152.74
		Total	1,152.74
	5256 - PC Maintenance & Repairs	1240 - Information Technology	600.75
		Total	600.75
	5247 - Car Wash & Cleaning Expense	3850 - Constable 5	316.35
		1570 - Building Superintendent	102.90
		3720 - Jail	102.45
		0120 - Road & Bridge Fund	53.20
		3810 - Constable 1	20.00
		Total	594.90
	5258 - Radios & Camera Maint & Repair	3492 - Juvenile Justice Post-Adjudica	319.60
		0120 - Road & Bridge Fund	122.59
		3720 - Jail	114.50
Total		556.69	
Total			44,375.87
526 - Maint & Repair-Bldg & Grounds	5268 - Parts, Supplies & Misc	1570 - Building Superintendent	10,293.32
		0180 - Coastal Parks Department	9,134.05
		0104 - Disaster Recovery	1,949.08
		0170 - Inland Park Fund	1,567.34
		2782 - Rebuild Texas-Hurricane Harvey	530.40
		3490 - Juvenile Detention	435.05
		0182 - Pier Funds	430.41
		3720 - Jail	263.76
		4190 - Senior Community Services	245.00
		6310 - County Library	143.94
		1470 - Records Management Department	132.69
		1590 - Hilltop Facility	110.57
		3700 - County Sheriff	35.23
		0120 - Road & Bridge Fund	2.25
	Total	25,273.09	
5261 - Buildings-Maintenance & Repair	1240 - Information Technology	7,238.19	

Nueces County, Texas
PCard Transaction Totals by Budget Category, Key Code and Department
All Funds
April 2019

Budget Category	Key Code	Department	Amount
526 - Maint & Repair-Bldg & Grounds	5261 - Buildings-Maintenance & Repair	0160 - Airport Fund Administration	995.00
		2119 - RoutineAirportMaintProg	420.00
		Total	8,653.19
	5265 - Mechanical Systems Repairs	1570 - Building Superintendent	4,656.63
		0170 - Inland Park Fund	797.12
		0180 - Coastal Parks Department	401.22
		2119 - RoutineAirportMaintProg	260.00
		1470 - Records Management Department	250.00
		0140 - County Stadium	52.50
		1590 - Hilltop Facility	12.60
		Total	6,430.07
	5264 - Landscape & Grounds M&R	0170 - Inland Park Fund	1,437.43
		1590 - Hilltop Facility	467.82
		1570 - Building Superintendent	300.00
		0140 - County Stadium	130.00
		3720 - Jail	4.86
		Total	2,340.11
	5266 - Contract Services-Buildings	0180 - Coastal Parks Department	250.00
		Total	250.00
	5262 - Janitorial & Misc Supplies	3720 - Jail	206.03
		Total	206.03
	5269 - Bldg Supply Chgs & Inv Adj	0160 - Airport Fund Administration	75.00
		Total	75.00
Total			43,227.49
165 - Other Assets-Short Term	1466 - Prepaid Exps - Ricoh	1270 - County Purchasing	38,581.06
		Total	38,581.06
	1660 - Utility Pre-Payments PCard	0110 - General Fund Administration	480.77
		0140 - County Stadium	400.38
		0160 - Airport Fund Administration	312.38
		0170 - Inland Park Fund	179.32
		Total	1,372.85
	1459 - Prepaid Gulf Coast	1270 - County Purchasing	1,350.88
		Total	1,350.88
	Total		
521 - Office Expense & Supplies	5211 - Office Expenses & Supplies	3720 - Jail	7,216.60
		3520 - District Attorney	2,625.27
		2509 - Hurricane PHCR-Vector Control	2,216.97
		1500 - Mechanical Maintenance	2,125.80

Nueces County, Texas
PCard Transaction Totals by Budget Category, Key Code and Department
All Funds
April 2019

Budget Category	Key Code	Department	Amount
521 - Office Expense & Supplies	5211 - Office Expenses & Supplies	3700 - County Sheriff	1,810.46
		3380 - 347th District Court	1,418.58
		0170 - Inland Park Fund	1,372.02
		1250 - County Auditor	959.85
		0180 - Coastal Parks Department	831.65
		0120 - Road & Bridge Fund	808.25
		3492 - Juvenile Justice Post-Adjudica	802.86
		3710 - ID Jail Division	779.83
		3250 - Magistrate/ DWI Drug Court	570.41
		3530 - District Clerk	514.12
		3360 - 214th District Court	507.45
		3890 - Medical Examiner	426.13
		3150 - County Court at Law 5	417.27
		1200 - Tax Assessor - Collector	379.11
		6210 - Family & Consumer Sciences	374.52
		3200 - Legal Aid	278.36
		6310 - County Library	251.08
		5220 - Environmental Enforcement	210.12
		1160 - County Clerk	188.96
		1240 - Information Technology	183.99
		1122 - Grants Administration	175.42
		4110 - Social Services-Administration	145.94
		4190 - Senior Community Services	145.53
		2829 - State Aid-Grant A-2829	128.58
		3370 - 319th District Court	124.06
		3480 - Juvenile Probation	120.00
		1130 - County Attorney	98.59
		3650 - Justice of the Peace 5-1	88.56
		0121 - Engineering	77.26
		3850 - Constable 5	67.90
		3810 - Constable 1	53.84
		1322 - Sheriff Community Projects	49.46
1120 - County Judge	35.40		
0370 - Metropolitan Planning Org	34.53		
1121 - CCMGT Support	32.40		
3830 - Constable 3	32.39		
6110 - Agricultural Extension	31.38		
1125 - Risk Management	25.98		

Nueces County, Texas
PCard Transaction Totals by Budget Category, Key Code and Department
All Funds
April 2019

Budget Category	Key Code	Department	Amount
521 - Office Expense & Supplies	5211 - Office Expenses & Supplies	1180 - Co Clerk Collections	14.52
		3820 - Constable 2	8.99
		1270 - County Purchasing	5.57
		Total	28,765.96
	5680 - Non Capital Outlay < \$5000	1305 - Courthouse Security Fund	1,800.00
		3700 - County Sheriff	205.49
		Total	2,005.49
	5217 - Postage & Fed Express	1130 - County Attorney	103.50
		3700 - County Sheriff	87.94
		1122 - Grants Administration	30.71
		3530 - District Clerk	16.20
		Total	238.35
	5213 - PC Software Programs	1250 - County Auditor	107.17
		Total	107.17
	5215 - Postage Equipment Rentals	3530 - District Clerk	59.00
		Total	59.00
	5218 - Books, Magzs & Subscriptions	1122 - Grants Administration	7.46
Total		7.46	
Total			31,183.43
541 - Other Services & Charges	5449 - Burial/Cremation Expense	4120 - Direct Social Services	5,947.00
		Total	5,947.00
	5440 - Inmate General Supplies	3492 - Juvenile Justice Post-Adjudica	2,152.90
		3720 - Jail	1,185.76
		3490 - Juvenile Detention	1,099.54
		Total	4,438.20
	5437 - Fees & Permits	1250 - County Auditor	725.00
		3700 - County Sheriff	715.00
		3850 - Constable 5	341.00
		3492 - Juvenile Justice Post-Adjudica	210.00
		0120 - Road & Bridge Fund	207.25
		3810 - Constable 1	166.75
		3820 - Constable 2	166.75
		0121 - Engineering	40.00
		0170 - Inland Park Fund	15.00
		6110 - Agricultural Extension	11.00
		3520 - District Attorney	7.50
3830 - Constable 3		7.50	
3840 - Constable 4	7.50		

Nueces County, Texas
PCard Transaction Totals by Budget Category, Key Code and Department
All Funds
April 2019

Budget Category	Key Code	Department	Amount
541 - Other Services & Charges	5437 - Fees & Permits	5330 - Animal Control	7.50
		Total	2,627.75
	5455 - Services - Other	1570 - Building Superintendent	1,540.73
		2829 - State Aid-Grant A-2829	50.38
		Total	1,591.11
	5438 - General Operating Supplies	3092 - Vector Control	1,140.51
		5330 - Animal Control	198.80
		Total	1,339.31
	5459 - Transportation of Persons	3720 - Jail	869.40
		Total	869.40
	5414 - Advertisemnts & Public Notices	1270 - County Purchasing	776.20
		Total	776.20
	5435 - Equipment Rentals	0120 - Road & Bridge Fund	716.25
		3300 - Court Administration	26.00
		Total	742.25
	5444 - Law Enforcement Supplies	3810 - Constable 1	495.92
		1330 - State Awrdded Sheriff	238.31
		Total	734.23
	5447 - Membrships,Dues,Certifications	3490 - Juvenile Detention	240.00
		3700 - County Sheriff	125.00
		3492 - Juvenile Justice Post-Adjudica	90.00
		1245 - Human Resources	50.00
		5220 - Environmental Enforcement	17.96
	Total	522.96	
	5433 - Educational & Demo Supplies	3700 - County Sheriff	315.21
		Total	315.21
	5442 - Investigation Costs	3520 - District Attorney	150.60
3700 - County Sheriff		24.98	
Total		175.58	
5463 - Wearing Apparel Expenses	0180 - Coastal Parks Department	77.10	
	0170 - Inland Park Fund	40.00	
	Total	117.10	
5427 - Clinical & Hygienic Supplies	3492 - Juvenile Justice Post-Adjudica	109.86	
	Total	109.86	
5942 - Notary & Other Bonds	0102 - General Liability Insurance	96.90	
	Total	96.90	
Total			20,403.06
160 - Inventory	1500 - Inventory - Supplies	1270 - County Purchasing	19,405.88

Nueces County, Texas
PCard Transaction Totals by Budget Category, Key Code and Department
All Funds
April 2019

			Amount	
Budget Category	Key Code	Department		
160 - Inventory	1500 - Inventory - Supplies	Total	19,405.88	
	1550 - Inventory - Commodities	0182 - Pier Funds	543.21	
		Total	543.21	
	Total		19,949.09	
523 - Telephone & Utilities	5237 - Utilities - Direct Clients	4120 - Direct Social Services	5,973.66	
		2168 - Emergency Food and Shelter Prg	435.76	
		1350 - CBCF/TXU/EFSP	152.95	
		Total	6,562.37	
	5236 - InterNet Fees-T-1-ISDN	1240 - Information Technology	1,764.51	
		1770 - Sr Community Services Bldgs.	367.80	
		1330 - State Awrdded Sheriff	144.00	
		1780 - David Berlanga,Sr. Bldg	122.60	
		0370 - Metropolitan Planning Org	115.58	
		1460 - Robert N. Barnes Juv. Facility	105.58	
		3720 - Jail	96.00	
		1329 - Fed Awrdded Sheriff	79.14	
		Total	2,795.21	
	5238 - TXU Electric Assistance	1350 - CBCF/TXU/EFSP	1,810.37	
		Total	1,810.37	
	5239 - Tipping & Dump Fees	5220 - Environmental Enforcement	1,461.75	
		1470 - Records Management Department	78.00	
		Total	1,539.75	
	5231 - Telephone Utility Expense	0370 - Metropolitan Planning Org	283.23	
		Total	283.23	
	5229 - Content Streaming Services	3480 - Juvenile Probation	15.99	
		Total	15.99	
	5235 - Pagers & Other Telephone Exp	3700 - County Sheriff	0.00	
		Total	0.00	
	Total		13,006.92	
	530 - Professional Services	5311 - Software Srvc & Maintenance	1250 - County Auditor	3,971.00
			0121 - Engineering	3,644.70
1240 - Information Technology			910.00	
0370 - Metropolitan Planning Org			517.23	
Total			9,042.93	
5302 - Education Registration Fees		1130 - County Attorney	615.10	
		1020 - County Commissioner Prec 2	455.00	
		3520 - District Attorney	350.00	
		3850 - Constable 5	280.00	

Nueces County, Texas
PCard Transaction Totals by Budget Category, Key Code and Department
All Funds
April 2019

Budget Category	Key Code	Department	Amount	
530 - Professional Services	5302 - Education Registration Fees	0120 - Road & Bridge Fund	235.00	
		5330 - Animal Control	150.00	
		0370 - Metropolitan Planning Org	85.00	
		1160 - County Clerk	50.00	
		1245 - Human Resources	25.00	
		1341 - Law Enfrc Ed(LEOSE)-Ctbl 1	25.00	
		6210 - Family & Consumer Sciences	19.50	
		4110 - Social Services-Administration	16.00	
		Total	2,305.60	
	5307 - County Legal Exps-Other	1130 - County Attorney	273.37	
		Total	273.37	
	5303 - Medical, Dental, Hospital, Lab	5105 - Emergency Management	200.00	
		Total	200.00	
	5317 - Training Exps-Inhouse, Cntract	1250 - County Auditor	148.00	
		Total	148.00	
	5306 - Empl Evals/Testing	3492 - Juvenile Justice Post-Adjudica	77.00	
		3480 - Juvenile Probation	44.00	
		Total	121.00	
	Total	Total	12,090.90	
	554 - Travel	5542 - Travel, Food & Lodging	1285 - General Administration	2,021.29
			1120 - County Judge	1,027.61
			6310 - County Library	965.28
			1240 - Information Technology	903.90
6110 - Agricultural Extension			805.68	
1160 - County Clerk			782.81	
5105 - Emergency Management			703.00	
1121 - CCMGT Support			616.34	
3490 - Juvenile Detention			587.18	
3492 - Juvenile Justice Post-Adjudica			580.06	
0121 - Engineering			556.60	
0160 - Airport Fund Administration			541.65	
3300 - Court Administration			536.32	
3700 - County Sheriff			326.17	
6210 - Family & Consumer Sciences			189.01	
3150 - County Court at Law 5			160.91	
0370 - Metropolitan Planning Org			115.34	
Total			11,419.15	
5540 - Travel Expenses			1245 - Human Resources	26.95

Nueces County, Texas
PCard Transaction Totals by Budget Category, Key Code and Department
All Funds
April 2019

Budget Category	Key Code	Department	Amount
554 - Travel	5540 - Travel Expenses	Total	26.95
	Total		11,446.10
527 - Maint & Repair-Roads & Bridges	5276 - Road Sign Materials	0120 - Road & Bridge Fund	2,510.26
		Total	2,510.26
	5274 - Parts & Supplies	0120 - Road & Bridge Fund	1,781.61
		Total	1,781.61
Total		4,291.87	
702 - Travel and Training	7023 - Lodging	0403 - Drug Court-DP	1,718.84
		0402 - CSCD	1,269.97
		Total	2,988.81
	Total		2,988.81
742 - Supplies & Other Operating Exp	7421 - Office Expense & Supplies	0440 - Substance Abuse Treatment	1,411.39
		0402 - CSCD	78.29
		Total	1,489.68
	7448 - Educational Supplies	0440 - Substance Abuse Treatment	225.00
		Total	225.00
	7450 - Freight	0402 - CSCD	10.08
		Total	10.08
	Total		1,724.76
130 - Accounts Receivable	1472 - Charge Customer A/R	3492 - Juvenile Justice Post-Adjudica	1,553.30
		Total	1,553.30
	Total		1,553.30
522 - Food & Kitchen Expenses	5221 - Food & Edible Items	3300 - Court Administration	256.41
		1319 - Interest on TJJD Monies	197.67
		1285 - General Administration	90.06
		1402 - Library Board	28.72
		Total	572.86
	5222 - Food for Animals	5330 - Animal Control	170.40
		1330 - State Awrdded Sheriff	47.99
		Total	218.39
Total		791.25	
525 - Gasoline/Fuel	5241 - Gasoline-Credit Card & Bulk	6110 - Agricultural Extension	263.01
		3700 - County Sheriff	206.22
		3720 - Jail	61.00
		3480 - Juvenile Probation	40.00
		6210 - Family & Consumer Sciences	35.97
		Total	606.20
	Total		606.20

Nueces County, Texas
PCard Transaction Totals by Budget Category, Key Code and Department
All Funds
April 2019

			Amount
Budget Category	Key Code	Department	
712 - Furnished Transportation	7126 - Misc Repairs, Parts & Supplies	0402 - CSCD	346.96
		Total	346.96
	7127 - Motor Vehicle Passenger	0402 - CSCD	9.16
		Total	9.16
	Total		
732 - Professional Fees	7328 - Memberships & Dues	0440 - Substance Abuse Treatment	150.00
		0410 - CCP Pre-Trial Services	30.00
		Total	180.00
	Total		
138 - A/R Employees	1418 - A/R - Employees	1120 - County Judge	7.10
		Total	7.10
	Total		
Total			249,487.06

Nueces County
Transaction Totals by Department Average
Statement Date(s): 04/28/2019

Merchant	Amount	Department	Card Holder Name	Average Transaction per Dept	Average Transaction per Cardholder
INTUIT QUICKBOOKS	3,971.00	1250	GONZALEZ, FRANCISCA YESENIA SA	903.43	1,335.96
NUECES COUNTY WATER DISCT	1,372.85	1250	GONZALEZ, FRANCISCA YESENIA SA	903.43	1,335.96
GOVERNMENT FINANCE OFFIC	725.00	1250	ATCHLEY, LOREN DALE	903.43	725.00
CLEARLAWINSTITUTE.CO	148.00	1250	ROBINSON, SABRA HALL	903.43	148.00
FS JITBIT	107.17	1250	RAMIREZ, REBECCA MARTINEZ	903.43	107.17
ACCO BRANDS DIRECT	969.23	1270	ROBINSON, MICHAEL R	598.15	3,460.49
AMZN MKTP US MW1N13BQ1	34.55	1270	ROBINSON, MICHAEL R	598.15	3,460.49
AMZN MKTP US MW3XS5G02 AM	64.30	1270	ROBINSON, MICHAEL R	598.15	3,460.49
AMZN MKTP US MW7KX7M90 AM	64.30	1270	ROBINSON, MICHAEL R	598.15	3,460.49
DMI DELL HIGHER EDUC	927.38	1270	ROBINSON, MICHAEL R	598.15	3,460.49
FINANCIAL SERVICES	20,853.05	1270	ROBINSON, MICHAEL R	598.15	3,460.49
GATEWAY PRINTING & OFFICE	-554.30	1270	ROBINSON, MICHAEL R	598.15	3,460.49
GULF COAST MAILING SERV	1,350.88	1270	ROBINSON, MICHAEL R	598.15	3,460.49
PENGAD INC	88.49	1270	ROBINSON, MICHAEL R	598.15	3,460.49
RICOH USA INC	17,728.01	1270	ROBINSON, MICHAEL R	598.15	3,460.49
AUTOZONE #1328	5.99	1270	RODRIGUEZ, RAUL R	598.15	388.66
SOUTHERN TIRE MART	60.00	1270	RODRIGUEZ, RAUL R	598.15	388.66
USPS PO 4820200410	1,100.00	1270	RODRIGUEZ, RAUL R	598.15	388.66
A&W OFFICE SUPPLY	229.96	1270	HERNANDEZ, ERICA ANN	598.15	376.16
AMERICAN SOLUTIONS4 BUS	546.45	1270	HERNANDEZ, ERICA ANN	598.15	376.16
AMZN MKTP US MW29G5QN1 AM	739.47	1270	HERNANDEZ, ERICA ANN	598.15	376.16
AMZN MKTP US MW2SJ5RE1 AM	847.76	1270	HERNANDEZ, ERICA ANN	598.15	376.16
AMZN MKTP US MW6AJ7W11 AM	42.69	1270	HERNANDEZ, ERICA ANN	598.15	376.16
AMZN MKTP US MW9XF95L0	33.00	1270	HERNANDEZ, ERICA ANN	598.15	376.16
AMZN MKTP US MZ2C65HP0	13.30	1270	HERNANDEZ, ERICA ANN	598.15	376.16
AMZN MKTP US MZ8VG0GQ1 AM	25.98	1270	HERNANDEZ, ERICA ANN	598.15	376.16
BOB BARKER COMPANY INC	39.70	1270	HERNANDEZ, ERICA ANN	598.15	376.16
CARROT TOP INDUSTRIES	126.33	1270	HERNANDEZ, ERICA ANN	598.15	376.16
CC DISTRIBUTORS	205.44	1270	HERNANDEZ, ERICA ANN	598.15	376.16
CC STAMP WORKS INC	371.80	1270	HERNANDEZ, ERICA ANN	598.15	376.16

Nueces County
Transaction Totals by Department Average
Statement Date(s): 04/28/2019

Merchant	Amount	Department	Card Holder Name	Average Transaction per Dept	Average Transaction per Cardholder
COASTAL OFFICE SOLUTIONS	4,111.02	1270	HERNANDEZ, ERICA ANN	598.15	376.16
CORPUS CHRISTI ELECTRIC	161.64	1270	HERNANDEZ, ERICA ANN	598.15	376.16
FASCLAMPITT CORPUS CHRIST	524.08	1270	HERNANDEZ, ERICA ANN	598.15	376.16
GATEWAY PRINTING & OFFICE	17,988.87	1270	HERNANDEZ, ERICA ANN	598.15	376.16
GULF COAST PAPER COMPANY-	13,110.77	1270	HERNANDEZ, ERICA ANN	598.15	376.16
MOORE MEDICAL LLC	1,253.99	1270	HERNANDEZ, ERICA ANN	598.15	376.16
MY BINDING COM	26.34	1270	HERNANDEZ, ERICA ANN	598.15	376.16
POSTNET (TX162)	144.92	1270	HERNANDEZ, ERICA ANN	598.15	376.16
QUIK PRINT	121.24	1270	HERNANDEZ, ERICA ANN	598.15	376.16
UNITEDSCOPE	2,216.97	1270	HERNANDEZ, ERICA ANN	598.15	376.16
ALTEX COMPUTER AND ELECTR	159.76	1270	RAMIREZ, ROMEO ANTHONY	598.15	220.60
DAILY WELLS COMMUNICATIO	2,070.39	1270	RAMIREZ, ROMEO ANTHONY	598.15	220.60
FEDEX 473857079	16.15	1270	RAMIREZ, ROMEO ANTHONY	598.15	220.60
FEDEX 474091906	71.79	1270	RAMIREZ, ROMEO ANTHONY	598.15	220.60
HCTRA EZ TAG ONLINE	11.00	1270	RAMIREZ, ROMEO ANTHONY	598.15	220.60
NUECES CO TX - GOV PAY FE	6.00	1270	RAMIREZ, ROMEO ANTHONY	598.15	220.60
NUECES CO TX-TAC-MOTOR	135.00	1270	RAMIREZ, ROMEO ANTHONY	598.15	220.60
SILSBEE FORD	1,500.75	1270	RAMIREZ, ROMEO ANTHONY	598.15	220.60
CORPUS CHRISTI CALLER	456.20	1270	MENDOZA, ANNETTE	598.15	194.05
POSTNET (TX162)	320.00	1270	MENDOZA, ANNETTE	598.15	194.05
ALTEX COMPUTER AND ELECTR	600.75	1240	MEDRANO, LARRY JR ROCHA	482.48	681.88
DIGICERT INC	763.00	1240	MEDRANO, LARRY JR ROCHA	482.48	681.88
ADI-SA	6,639.19	1240	CANALES, BRENDA LEE	482.48	483.08
CC DISPOSAL SERVICE	78.00	1240	CANALES, BRENDA LEE	482.48	483.08
CHAPMANS GARAGE DOORS I	250.00	1240	CANALES, BRENDA LEE	482.48	483.08
DTV DIRECTV SERVICE	54.45	1240	CANALES, BRENDA LEE	482.48	483.08
EVEREST WATER COFFEE	75.75	1240	CANALES, BRENDA LEE	482.48	483.08
GRANDE COMMUNICATIONS	71.71	1240	CANALES, BRENDA LEE	482.48	483.08
INDUSTRIAL FABRICATORS OF	599.00	1240	CANALES, BRENDA LEE	482.48	483.08
LOGMEIN GOTOMEETING	147.00	1240	CANALES, BRENDA LEE	482.48	483.08
TWC TIME WARNER CABLE	1,638.35	1240	CANALES, BRENDA LEE	482.48	483.08
ZAGG INC	108.24	1240	CANALES, BRENDA LEE	482.48	483.08
MARRIOTT WOODLANDS	903.90	1240	KEACH, WILLIAM DARRELL	482.48	451.95
THE HOME DEPOT #6584	132.69	1240	SALINAS, ELIZABETH H	482.48	132.69

Nueces County
Transaction Totals by Department Average
Statement Date(s): 04/28/2019

Merchant	Amount	Department	Card Holder Name	Average Transaction per Dept	Average Transaction per Cardholder
LA QUINTA INNS 0501	703.00	5105	MUNGUIA, MELISSA BETH	451.50	451.50
TDEM EMERGENCY MANAGEMENT	200.00	5105	MUNGUIA, MELISSA BETH	451.50	451.50
CHAMPION CHEVY_CADILLA	216.51	3810	CANTU, MARK A	360.87	841.02
SQ CARS 4 CREDIT	3,127.58	3810	CANTU, MARK A	360.87	841.02
TEXAS EXCELLENCE DETAIL	20.00	3810	CANTU, MARK A	360.87	841.02
ACTION TARGETS	158.27	3810	MARTINEZ, FELIPE DE JESUS	360.87	104.18
COPQUEST INC	28.99	3810	MARTINEZ, FELIPE DE JESUS	360.87	104.18
DEL MAR COLLEGE CASHIERS	25.00	3810	MARTINEZ, FELIPE DE JESUS	360.87	104.18
GALLS	70.91	3810	MARTINEZ, FELIPE DE JESUS	360.87	104.18
UNIFORMS AND ACCESSORIES	237.75	3810	MARTINEZ, FELIPE DE JESUS	360.87	104.18
CHAMPION CHEVY_CADILLA	64.54	3810	ROSAS, STEPHEN A	360.87	42.27
OFFICE DEPOT #468	19.99	3810	ROSAS, STEPHEN A	360.87	42.27
A PLUS PLUMBING AND RE	260.00	0160	COX, JOHN F	327.38	327.38
MOODY GARDENS HOTEL	541.65	0160	COX, JOHN F	327.38	327.38
SQ G A DOUGLAS	1,490.00	0160	COX, JOHN F	327.38	327.38
HOT ROD RUDYS	1,566.51	3850	RAMOS JR, ROBERTO	306.98	1,566.51
AMERICAN LAW ENFORCEMENT	280.00	3850	MARTIN, VANESSA	306.98	197.92
ASTROMATIC CAR WASH ROBST	60.00	3850	MARTIN, VANESSA	306.98	197.92
GOODYEAR TIRE #4739	688.44	3850	MARTIN, VANESSA	306.98	197.92
OREILLY AUTO #1982	100.66	3850	MARTIN, VANESSA	306.98	197.92
VIP CAR WASH & SUPER	256.35	3850	MARTIN, VANESSA	306.98	197.92
ROBLES TIRE RECYCLING	10.00	3850	FLORES III, FRANK	306.98	58.90
VIP CAR WASH AND LUBE NW	107.80	3850	FLORES III, FRANK	306.98	58.90
TDCAA	350.00	3520	CLARK, JAMYE	250.30	250.30
TLO TRANSUNION	150.60	3520	CLARK, JAMYE	250.30	250.30
TEXAS ASSOCIATION OF C	455.00	1020	GONZALEZ, JOE A	227.50	227.50
EVINS GLASS SERVICE IN	346.96	0402	HERNANDEZ, ELIZABETH R	224.94	346.96
EMBASSY SUITES SAN MR	432.40	0402	HARRISON, GRISELDA	224.94	289.02
SAN LUIS GALVESTON HOT	1,718.84	0402	HARRISON, GRISELDA	224.94	289.02
SHERATON DALLAS	738.92	0402	HARRISON, GRISELDA	224.94	289.02
ALTEX COMPUTER AND ELECTR	15.95	0402	SVEHLA, STANLEY COY	224.94	105.75
ARC SERVICES/TRAINING	180.00	0402	SVEHLA, STANLEY COY	224.94	105.75
HOTELS.COM157529571062	98.65	0402	SVEHLA, STANLEY COY	224.94	105.75
THERANEST WILEY M	225.00	0402	SVEHLA, STANLEY COY	224.94	105.75
TXTAG 888 468 9824	9.16	0402	SVEHLA, STANLEY COY	224.94	105.75

Nueces County
Transaction Totals by Department Average
Statement Date(s): 04/28/2019

Merchant	Amount	Department	Card Holder Name	Average Transaction per Dept	Average Transaction per Cardholder
ACTION TARGETS	58.08	0402	LAVERS, THOMAS EARL	224.94	58.08
FIRETROL PROTECTION SYSTE	395.38	1570	RIOS, BOBBY C	219.51	590.74
HOLT CAT CORPUS - MC	358.00	1570	RIOS, BOBBY C	219.51	590.74
JOHNSTONE SPLY AT CORPUS	70.36	1570	RIOS, BOBBY C	219.51	590.74
PROF PLUMBING GROUP	3,567.57	1570	RIOS, BOBBY C	219.51	590.74
THE HOME DEPOT #6584	144.63	1570	RIOS, BOBBY C	219.51	590.74
TOTAL PROTECTION SYSTEMS	190.00	1570	RIOS, BOBBY C	219.51	590.74
PAYPAL ALARMTX	262.00	1570	WALKER, VICTOR	219.51	311.55
PRO FIRE PROTECTION INC	361.10	1570	WALKER, VICTOR	219.51	311.55
THE HOME DEPOT 6564	301.88	1570	SAIZ, REYMUNDO	219.51	301.88
AMZN MKTP US MW24G78T0	65.65	1570	HOGWOOD, CHARLES EUGENE	219.51	253.78
AMZN MKTP US MW54N5HN0	19.70	1570	HOGWOOD, CHARLES EUGENE	219.51	253.78
AMZN MKTP US MW62Y3BS0	854.82	1570	HOGWOOD, CHARLES EUGENE	219.51	253.78
THE HOME DEPOT #6584	74.94	1570	HOGWOOD, CHARLES EUGENE	219.51	253.78
A & B PLASTICS AND FABRIC	54.50	1570	CASTILLO, NOE C	219.51	188.64
A PLUS PLUMBING AND RE	493.75	1570	CASTILLO, NOE C	219.51	188.64
ASHMORE PAINT CO INC	731.97	1570	CASTILLO, NOE C	219.51	188.64
GRAINGER	29.04	1570	CASTILLO, NOE C	219.51	188.64
JOHNSTONE SPLY AT CORPUS	94.37	1570	CASTILLO, NOE C	219.51	188.64
MINIT MAN #3	102.98	1570	CASTILLO, NOE C	219.51	188.64
TAMPERPROOF SCREW CO.INC	66.06	1570	CASTILLO, NOE C	219.51	188.64
THE HOME DEPOT #6564	43.88	1570	CASTILLO, NOE C	219.51	188.64
THE HOME DEPOT #6584	168.87	1570	CASTILLO, NOE C	219.51	188.64
ZORO TOOLS INC	666.87	1570	CASTILLO, NOE C	219.51	188.64
1000BULBS.COM	32.45	1570	CRUTCHFIELD, ROCKY J	219.51	166.30
CORPUS CHRISTI SAFE AND L	117.50	1570	CRUTCHFIELD, ROCKY J	219.51	166.30
GRAYBAR ELECTRIC	106.44	1570	CRUTCHFIELD, ROCKY J	219.51	166.30
HARBOR FREIGHT TOOLS 71	137.10	1570	CRUTCHFIELD, ROCKY J	219.51	166.30
MCCOYS #17	37.81	1570	CRUTCHFIELD, ROCKY J	219.51	166.30
MNI DIESEL INC.	510.00	1570	CRUTCHFIELD, ROCKY J	219.51	166.30
THE HOME DEPOT #6564	126.06	1570	CRUTCHFIELD, ROCKY J	219.51	166.30
THE HOME DEPOT #6584	144.51	1570	CRUTCHFIELD, ROCKY J	219.51	166.30
WORTH HYDROCHEM OF CORPUS	950.00	1570	CRUTCHFIELD, ROCKY J	219.51	166.30

Nueces County
Transaction Totals by Department Average
Statement Date(s): 04/28/2019

Merchant	Amount	Department	Card Holder Name	Average Transaction per Dept	Average Transaction per Cardholder
A & B PLASTICS AND FABRIC	316.50	1570	PERALES, ERNESTO GALLEGOS	219.51	141.68
ASHMORE PAINT CO INC	29.67	1570	PERALES, ERNESTO GALLEGOS	219.51	141.68
BIRDS RUBBER STAMPS	15.00	1570	PERALES, ERNESTO GALLEGOS	219.51	141.68
CORPUS CHRISTI SAFE AND L	704.00	1570	PERALES, ERNESTO GALLEGOS	219.51	141.68
THE HOME DEPOT #6584	68.30	1570	PERALES, ERNESTO GALLEGOS	219.51	141.68
A PLUS PLUMBING AND RE	255.00	1570	FLORES, RICHARD	219.51	135.99
GRAYBAR ELECTRIC	182.52	1570	FLORES, RICHARD	219.51	135.99
GRAYBAR ELECTRIC COMPANY	220.43	1570	FLORES, RICHARD	219.51	135.99
S. TEXAS ALL BATTERY	363.90	1570	FLORES, RICHARD	219.51	135.99
SHEINBERG TOOL CO. INC.	50.17	1570	FLORES, RICHARD	219.51	135.99
THE HOME DEPOT #6584	151.90	1570	FLORES, RICHARD	219.51	135.99
TWC TIME WARNER CABLE	105.58	1570	HARTUNG, MARY ANNE	219.51	105.58
ASHMORE PAINT CO INC	19.80	1570	PALACIOS JR, NICK	219.51	102.78
EWALD KUBOTA - CORPUS CHR	215.23	1570	PALACIOS JR, NICK	219.51	102.78
THE HOME DEPOT #6584	176.07	1570	PALACIOS JR, NICK	219.51	102.78
THE HOME DEPOT 6584	95.94	1570	BELTRAN, HECTOR A	219.51	95.94
THE SHARP SHOOTER	17.96	1570	LUGO III, ROBERT CARLOS	219.51	17.96
ADAMSMETALDETECTORS	1,800.00	0120	MORENO, YOLANDA	212.57	1,345.15
AGENT FEE 8900764736249	40.00	0120	MORENO, YOLANDA	212.57	1,345.15
AMERICAN AIR0017338352380	556.60	0120	MORENO, YOLANDA	212.57	1,345.15
ARROW DISPLAY SIGNS INC.	1,700.00	0120	MORENO, YOLANDA	212.57	1,345.15
CARISMA WASH LUBE AND DE	102.90	0120	MORENO, YOLANDA	212.57	1,345.15
CBS RENTAL & SUPPLY	1,376.25	0120	MORENO, YOLANDA	212.57	1,345.15
DLT SOLUTIONS 703-773-	3,644.70	0120	MORENO, YOLANDA	212.57	1,345.15
PAW ALL FAITH CREMATION	1,540.73	0120	MORENO, YOLANDA	212.57	1,345.15
2019 ENVIRONMENTAL TRA	235.00	0120	DESAI, DIPAK VIJAYKUMAR	212.57	734.08
KOETTER FIRE CORPUS	1,242.50	0120	DESAI, DIPAK VIJAYKUMAR	212.57	734.08
PAYPAL AMSERVICESC	300.00	0120	DESAI, DIPAK VIJAYKUMAR	212.57	734.08
SOUTHERN FOLGER DETENTION	1,158.80	0120	DESAI, DIPAK VIJAYKUMAR	212.57	734.08
CITY OF CORPUS CHRISTI	1,461.75	0120	HERNANDEZ, NOE C	212.57	730.88
DELTA SPECIALTIES SUPPLY	437.00	0120	WHITE, DOROTHY ARLENE	212.57	468.50
TEXAS THRONE LLC	500.00	0120	WHITE, DOROTHY ARLENE	212.57	468.50
HELENA CHEM CO 25041	314.00	0120	YBARRA, EDUARDO C	212.57	314.00

Nueces County
Transaction Totals by Department Average
Statement Date(s): 04/28/2019

Merchant	Amount	Department	Card Holder Name	Average Transaction per Dept	Average Transaction per Cardholder
BETA TECHNOLOGY INC	370.00	0120	SANCHEZ, JOSE LUIS	212.57	299.37
DELTA SPECIALTIES SUPPLY	1,500.00	0120	SANCHEZ, JOSE LUIS	212.57	299.37
GULF COAST NUT & BOLT SUP	37.71	0120	SANCHEZ, JOSE LUIS	212.57	299.37
THE HOME DEPOT #6564	79.52	0120	SANCHEZ, JOSE LUIS	212.57	299.37
THE HOME DEPOT #6584	39.97	0120	SANCHEZ, JOSE LUIS	212.57	299.37
WESTERN AUTO ACE HARDWAR	68.42	0120	SANCHEZ, JOSE LUIS	212.57	299.37
GCR 630CORPCHRISTITX	681.41	0120	ORTIZ, CIPRIANO	212.57	292.82
SOUTHERN TIRE MART	2,246.80	0120	ORTIZ, CIPRIANO	212.57	292.82
ARNOLD OIL COMPANY	834.28	0120	CISNEROS, SIMON G	212.57	152.91
HOLT CAT CORPUS - MC	478.15	0120	CISNEROS, SIMON G	212.57	152.91
HOSE OF SOUTH TEXAS	134.25	0120	CISNEROS, SIMON G	212.57	152.91
HUSKY TRAILER& PARTS CO	89.97	0120	CISNEROS, SIMON G	212.57	152.91
OREILLY AUTO #1441	25.92	0120	CISNEROS, SIMON G	212.57	152.91
OREILLY AUTO #1982	298.45	0120	CISNEROS, SIMON G	212.57	152.91
ROBSTOWN HARDWARE CO INC	114.32	0120	CISNEROS, SIMON G	212.57	152.91
SHEINBERG TOOL CO. INC.	61.14	0120	CISNEROS, SIMON G	212.57	152.91
SOUTHERN TIRE MART	539.50	0120	CISNEROS, SIMON G	212.57	152.91
WAUKESHA-PEARCE CORPUS	23.49	0120	CISNEROS, SIMON G	212.57	152.91
ADVANCE AUTO PARTS #3344	23.07	0120	MARTINEZ JR, ARTURO	212.57	143.14
BUSH HYDRAULICS	100.98	0120	MARTINEZ JR, ARTURO	212.57	143.14
CBS RENTAL & SUPPLY	71.73	0120	MARTINEZ JR, ARTURO	212.57	143.14
COASTAL DIESEL	64.61	0120	MARTINEZ JR, ARTURO	212.57	143.14
COOPER EQUIPMENT	605.70	0120	MARTINEZ JR, ARTURO	212.57	143.14
CREAGER TIRE AND BATTERY	96.95	0120	MARTINEZ JR, ARTURO	212.57	143.14
DAILY WELLS COMMUNICATIO	122.59	0120	MARTINEZ JR, ARTURO	212.57	143.14
DIESEL ENGINE & INJECTIO	86.39	0120	MARTINEZ JR, ARTURO	212.57	143.14
EDDIES GULF RADIATOR	695.00	0120	MARTINEZ JR, ARTURO	212.57	143.14
EWALD KUBOTA - CORPUS CHR	394.22	0120	MARTINEZ JR, ARTURO	212.57	143.14
FLEETPRIDE155	458.20	0120	MARTINEZ JR, ARTURO	212.57	143.14
GCR 630CORPCHRISTITX	7.00	0120	MARTINEZ JR, ARTURO	212.57	143.14
HOLT CAT CORPUS - MC	1,545.93	0120	MARTINEZ JR, ARTURO	212.57	143.14
HOSE OF SOUTH TEXAS	318.91	0120	MARTINEZ JR, ARTURO	212.57	143.14
HUSKY TRAILER& PARTS CO	167.15	0120	MARTINEZ JR, ARTURO	212.57	143.14
IN H & V EQUIPMENT SERVI	985.59	0120	MARTINEZ JR, ARTURO	212.57	143.14

Nueces County
Transaction Totals by Department Average
Statement Date(s): 04/28/2019

Merchant	Amount	Department	Card Holder Name	Average Transaction per Dept	Average Transaction per Cardholder
INTERNATIONAL ELECTRONICS	11.95	0120	MARTINEZ JR, ARTURO	212.57	143.14
NPC NEW PIG CORP	186.03	0120	MARTINEZ JR, ARTURO	212.57	143.14
OIL PATCH PETROLEUM INC	18.77	0120	MARTINEZ JR, ARTURO	212.57	143.14
OREILLY AUTO #0635	44.73	0120	MARTINEZ JR, ARTURO	212.57	143.14
RAM PRODUCTS LTD.	226.23	0120	MARTINEZ JR, ARTURO	212.57	143.14
ROBSTOWN HARDWARE CO INC	216.12	0120	MARTINEZ JR, ARTURO	212.57	143.14
RUBEN'S FLEET SERVICE	184.30	0120	MARTINEZ JR, ARTURO	212.57	143.14
SOUTHWEST WHEEL CO COR	14.55	0120	MARTINEZ JR, ARTURO	212.57	143.14
SQ SOUTH TEXAS SMALL ENG	18.33	0120	MARTINEZ JR, ARTURO	212.57	143.14
SR PARTS GLOBAL SOLUTION	16.00	0120	MARTINEZ JR, ARTURO	212.57	143.14
TRUCKERS EQUIPMENT	130.22	0120	MARTINEZ JR, ARTURO	212.57	143.14
WOODY'S TRUCK CENTER	59.40	0120	MARTINEZ JR, ARTURO	212.57	143.14
BUSTERS BUTANE	24.00	0120	LOPEZ, ROSIE LAMAR	212.57	138.93
C.C. BATTERY COMPANY	230.90	0120	LOPEZ, ROSIE LAMAR	212.57	138.93
CORPUS CHRISTI FREIGHTLIN	359.53	0120	LOPEZ, ROSIE LAMAR	212.57	138.93
DIESEL ENGINE & INJECTIO	17.11	0120	LOPEZ, ROSIE LAMAR	212.57	138.93
FASTSERV SUPPLY CORPUS	64.97	0120	LOPEZ, ROSIE LAMAR	212.57	138.93
HOLT CAT CORPUS - MC	881.86	0120	LOPEZ, ROSIE LAMAR	212.57	138.93
IWS GAS AND SUPPLY OF TX	50.99	0120	LOPEZ, ROSIE LAMAR	212.57	138.93
MOMAR INC	261.85	0120	LOPEZ, ROSIE LAMAR	212.57	138.93
NPC NEW PIG CORP	262.41	0120	LOPEZ, ROSIE LAMAR	212.57	138.93
OREILLY AUTO #0635	32.50	0120	LOPEZ, ROSIE LAMAR	212.57	138.93
ROBSTOWN HARDWARE CO INC	617.64	0120	LOPEZ, ROSIE LAMAR	212.57	138.93
WOODY'S TRUCK CENTER	113.78	0120	LOPEZ, ROSIE LAMAR	212.57	138.93
ADVANCE AUTO PARTS #3344	15.99	0120	MERCADO, SANTIAGO	212.57	91.61
AIRGAS CENTRAL	216.25	0120	MERCADO, SANTIAGO	212.57	91.61
ARNOLD OIL COMPANY	228.65	0120	MERCADO, SANTIAGO	212.57	91.61
BUSH HYDRAULICS	188.96	0120	MERCADO, SANTIAGO	212.57	91.61
C.C. BATTERY COMPANY	497.03	0120	MERCADO, SANTIAGO	212.57	91.61
COASTAL DIESEL	446.29	0120	MERCADO, SANTIAGO	212.57	91.61
CORPUS CHRISTI FORD	156.38	0120	MERCADO, SANTIAGO	212.57	91.61
CORPUS CHRISTI FREIGHTLIN	218.42	0120	MERCADO, SANTIAGO	212.57	91.61
DIESEL ENGINE & INJECTIO	11.64	0120	MERCADO, SANTIAGO	212.57	91.61
DOGGETT HM SERVICES	232.95	0120	MERCADO, SANTIAGO	212.57	91.61

Nueces County
Transaction Totals by Department Average
Statement Date(s): 04/28/2019

Merchant	Amount	Department	Card Holder Name	Average Transaction per Dept	Average Transaction per Cardholder
FASTSERV SUPPLY CORPUS	15.30	0120	MERCADO, SANTIAGO	212.57	91.61
GCR 630CORPCHRISTITX	37.96	0120	MERCADO, SANTIAGO	212.57	91.61
HOLT CAT CORPUS - MC	45.80	0120	MERCADO, SANTIAGO	212.57	91.61
HOSE OF SOUTH TEXAS	91.24	0120	MERCADO, SANTIAGO	212.57	91.61
HUSKY TRAILER& PARTS CO	45.25	0120	MERCADO, SANTIAGO	212.57	91.61
IMPERIAL TRIM SHOP	225.00	0120	MERCADO, SANTIAGO	212.57	91.61
IN R & R PETRO SERVICES	6.82	0120	MERCADO, SANTIAGO	212.57	91.61
IWS GAS AND SUPPLY OF TX	80.18	0120	MERCADO, SANTIAGO	212.57	91.61
OIL PATCH PETROLEUM INC	18.77	0120	MERCADO, SANTIAGO	212.57	91.61
OREILLY AUTO #0635	172.69	0120	MERCADO, SANTIAGO	212.57	91.61
ROBSTOWN HARDWARE CO INC	559.39	0120	MERCADO, SANTIAGO	212.57	91.61
ROMCO EQUIPMENT 013	1,020.80	0120	MERCADO, SANTIAGO	212.57	91.61
SHEINBERG TOOL CO. INC.	60.93	0120	MERCADO, SANTIAGO	212.57	91.61
SQ SOUTH TEXAS SMALL ENG	17.98	0120	MERCADO, SANTIAGO	212.57	91.61
SR PARTS GLOBAL SOLUTIONS	19.22	0120	MERCADO, SANTIAGO	212.57	91.61
TEXAN GLASS - SOUTH INC	225.00	0120	MERCADO, SANTIAGO	212.57	91.61
THE HOME DEPOT #6564	21.44	0120	MERCADO, SANTIAGO	212.57	91.61
TRUCKERS EQUIPMENT	719.53	0120	MERCADO, SANTIAGO	212.57	91.61
WOODY'S TRUCK CENTER	84.20	0120	MERCADO, SANTIAGO	212.57	91.61
GULF COAST NUT & BOLT SUP	71.93	0120	MORADO, ROBERT LUIS	212.57	86.71
THE HOME DEPOT #6584	105.47	0120	MORADO, ROBERT LUIS	212.57	86.71
THE HOME DEPOT 6584	82.73	0120	MORADO, ROBERT LUIS	212.57	86.71
SHINE ON CAR WASH	17.00	0120	JAQUEZ, NOE F	212.57	82.16
THE HOME DEPOT #6564	147.32	0120	JAQUEZ, NOE F	212.57	82.16
FREEDOM AUTO SPA	36.20	0120	GARCIA, JERRY ADOLFO	212.57	36.20
B & T RENTS	26.00	3300	ROBERTS, MARILEE LISEC	204.68	204.68
CAMBRIA HOTEL AND SUITES	536.32	3300	ROBERTS, MARILEE LISEC	204.68	204.68
EVEREST WATER COFFEE	111.41	3300	ROBERTS, MARILEE LISEC	204.68	204.68
SQ HOEGEMEYER'S BARBEQUE	145.00	3300	ROBERTS, MARILEE LISEC	204.68	204.68
HILTON HOTEL AUSTIN	41.01	1120	CANALES, BARBARA ANN	198.70	265.95
HOTELS.COM157847172386	297.84	1120	CANALES, BARBARA ANN	198.70	265.95
HOTELS.COM157885008759	355.35	1120	CANALES, BARBARA ANN	198.70	265.95
HOTELS.COM158180443389	283.48	1120	CANALES, BARBARA ANN	198.70	265.95
HYATT HOUSE AUSTIN/DOW	480.06	1120	CANALES, BARBARA ANN	198.70	265.95
HYATT REGENCY AUSTIN	837.79	1120	CANALES, BARBARA ANN	198.70	265.95

Nueces County
Transaction Totals by Department Average
Statement Date(s): 04/28/2019

Merchant	Amount	Department	Card Holder Name	Average Transaction per Dept	Average Transaction per Cardholder
INTERCONTINENTAL AUSTIN	45.47	1120	CANALES, BARBARA ANN	198.70	265.95
MOKARA AND LA MANSION HOT	52.57	1120	CANALES, BARBARA ANN	198.70	265.95
CANDLEWOOD SUITES ASTN SO	113.85	1120	TURNER, MARGARET MARY	198.70	77.65
HYATT HOUSE AUSTIN/DOW	251.53	1120	TURNER, MARGARET MARY	198.70	77.65
UBER TRIP	22.89	1120	TURNER, MARGARET MARY	198.70	77.65
CITY OF CORPUS CHRISTI	95.87	4110	HANDY, RACHEL	191.14	421.97
TREVINO FUNERAL HOME	1,442.00	4110	HANDY, RACHEL	191.14	421.97
TXU BILL PAYMENT	150.00	4110	HANDY, RACHEL	191.14	421.97
CITY OF CORPUS CHRISTI	2,074.85	4110	HERRERA, VERONICA ELIZABETH	191.14	198.60
CORPUS CHRISTI FUNERAL	1,842.00	4110	HERRERA, VERONICA ELIZABETH	191.14	198.60
FSI CPL RETAIL	327.54	4110	HERRERA, VERONICA ELIZABETH	191.14	198.60
FSI FIRST CHOICE POWER	86.20	4110	HERRERA, VERONICA ELIZABETH	191.14	198.60
JUST ENERGY	150.00	4110	HERRERA, VERONICA ELIZABETH	191.14	198.60
RELIANT ENERGY	220.45	4110	HERRERA, VERONICA ELIZABETH	191.14	198.60
STREAM ENERGY/EZ-PAY	689.34	4110	HERRERA, VERONICA ELIZABETH	191.14	198.60
TREVINO FUNERAL HOME	1,742.00	4110	HERRERA, VERONICA ELIZABETH	191.14	198.60
TXU BILL PAYMENT	1,068.87	4110	HERRERA, VERONICA ELIZABETH	191.14	198.60
XOOM ENERGY TEXAS	139.90	4110	HERRERA, VERONICA ELIZABETH	191.14	198.60
4TE GEXA ENERGY	114.42	4110	GARZA, MARGARITA P	191.14	153.24
CITY OF CORPUS CHRISTI	92.88	4110	GARZA, MARGARITA P	191.14	153.24
ENTRUST ENERGY	64.97	4110	GARZA, MARGARITA P	191.14	153.24
NUECES COUNTY WATER DISCT	163.05	4110	GARZA, MARGARITA P	191.14	153.24
PAW ALL FAITH CREMATION	921.00	4110	GARZA, MARGARITA P	191.14	153.24
ROBSTOWN UTILITY SYSTEMS	1,963.08	4110	GARZA, MARGARITA P	191.14	153.24
STREAM ENERGY/EZ-PAY	55.04	4110	GARZA, MARGARITA P	191.14	153.24
TXU BILL PAYMENT	916.28	4110	GARZA, MARGARITA P	191.14	153.24
FSSW - CEUS	16.00	4110	WOOLDRIDGE, LAURA ANNETTE	191.14	16.00
H-E-B #022	28.72	6310	DRILLEN, CRYSTAL	190.16	248.50
HYATT PLACE AUSTIN DWTN	965.28	6310	DRILLEN, CRYSTAL	190.16	248.50

Nueces County
Transaction Totals by Department Average
Statement Date(s): 04/28/2019

Merchant	Amount	Department	Card Holder Name	Average Transaction per Dept	Average Transaction per Cardholder
WAL-MART #0464 SE2	-307.74	6310	DRILLEN, CRYSTAL	190.16	248.50
WM SUPERCENTER #464	307.74	6310	DRILLEN, CRYSTAL	190.16	248.50
HOBBY-LOBBY #0116	115.41	6310	GARZA, IDA GONZALEZ	190.16	129.68
THE HOME DEPOT #6564	143.94	6310	GARZA, IDA GONZALEZ	190.16	129.68
HOBBY-LOBBY #0116	77.79	6310	GARZA, CYNTHIA J	190.16	77.79
DISCOUNT TIRE TXC 12	486.33	6110	MCMANUS, JOHN KYLE	176.74	347.13
HAMPTON INN VICTORIA	207.92	6110	MCMANUS, JOHN KYLE	176.74	347.13
COURTYARD BY MARRIOTT	252.09	6110	OTT, JASON P	176.74	174.51
DISCOUNT TIRE TXC 12	881.00	6110	OTT, JASON P	176.74	174.51
EXXONMOBIL 48099196	74.00	6110	OTT, JASON P	176.74	174.51
EXXONMOBIL 99020240	128.01	6110	OTT, JASON P	176.74	174.51
LOVE S TRAVEL 00006726	61.00	6110	OTT, JASON P	176.74	174.51
FIRESTONE678775	7.00	6110	GIBBS, KEVIN ODELL	176.74	96.01
HAMPTON INN VICTORIA	162.28	6110	GIBBS, KEVIN ODELL	176.74	96.01
HILTON ADVPURCH8002367113	183.39	6110	GIBBS, KEVIN ODELL	176.74	96.01
OFFICE DEPOT #70	31.38	6110	GIBBS, KEVIN ODELL	176.74	96.01
AUSTIN CONV CENTER PKG	5.00	1121	LITTLE III, TYNER W	163.43	163.43
DOUBLETREE AUSTIN	258.16	1121	LITTLE III, TYNER W	163.43	163.43
HILTON HOTEL AUSTIN	350.35	1121	LITTLE III, TYNER W	163.43	163.43
HYATT HOUSE AUSTIN/DOW	260.99	1121	LITTLE III, TYNER W	163.43	163.43
METRO PARK LOT 555	16.00	1121	LITTLE III, TYNER W	163.43	163.43
SQ CZECH-MEX BAKERY & CA	90.06	1121	LITTLE III, TYNER W	163.43	163.43
D & C FENCE CO. INC	1,975.00	0180	SCOTT, ALANA KAY	163.15	333.31
MG BUILDING CORPUS CHRIS	741.24	0180	SCOTT, ALANA KAY	163.15	333.31
MOMAR INC	948.56	0180	SCOTT, ALANA KAY	163.15	333.31
PAYPAL OPENDOORLLC	182.95	0180	SCOTT, ALANA KAY	163.15	333.31
PAYPAL WRISTCO INC	25.80	0180	SCOTT, ALANA KAY	163.15	333.31
PETROLEUM SOLUTIONS INC	401.22	0180	SCOTT, ALANA KAY	163.15	333.31
SAFETYSIGN.COM	293.14	0180	SCOTT, ALANA KAY	163.15	333.31
SAMS CLUB #8267	14.34	0180	SCOTT, ALANA KAY	163.15	333.31
SAMSCLUB #8267	470.64	0180	SCOTT, ALANA KAY	163.15	333.31
SHORELINE PLUMBING	250.00	0180	SCOTT, ALANA KAY	163.15	333.31
THE ISLAND CAR WASH	12.00	0180	SCOTT, ALANA KAY	163.15	333.31
VALLEN-BELMONT	264.96	0180	SCOTT, ALANA KAY	163.15	333.31
WAL-MART #0490	161.09	0180	SCOTT, ALANA KAY	163.15	333.31
WALKERINDUSTRIALCOM	592.00	0180	SCOTT, ALANA KAY	163.15	333.31
AIR AND FILTERS	76.92	0180	AGUILAR, ROBERT MARIO	163.15	146.88
CORPUS CHRISTI ELECTRIC	65.93	0180	AGUILAR, ROBERT MARIO	163.15	146.88

Nueces County
Transaction Totals by Department Average
Statement Date(s): 04/28/2019

Merchant	Amount	Department	Card Holder Name	Average Transaction per Dept	Average Transaction per Cardholder
FERGUSON ENT # 116	241.04	0180	AGUILAR, ROBERT MARIO	163.15	146.88
FSGI CORPUS LIGHTING	135.55	0180	AGUILAR, ROBERT MARIO	163.15	146.88
INTERSTATE BATTERIES	120.95	0180	AGUILAR, ROBERT MARIO	163.15	146.88
JEANS RESTAURANT SUPPLY	177.80	0180	AGUILAR, ROBERT MARIO	163.15	146.88
JM SUPPLY CO	432.80	0180	AGUILAR, ROBERT MARIO	163.15	146.88
LOWES #01825	83.64	0180	AGUILAR, ROBERT MARIO	163.15	146.88
NORTH PADRE HARDWARE	1,250.15	0180	AGUILAR, ROBERT MARIO	163.15	146.88
OREILLY AUTO #1687	275.70	0180	AGUILAR, ROBERT MARIO	163.15	146.88
ZARSKY LUMBER-CORPUS	77.10	0180	AGUILAR, ROBERT MARIO	163.15	146.88
LOWES #01825	1,140.54	0180	CRONIN, RONALD MICHAEL	163.15	107.36
MG BUILDING CORPUS CHRIS	794.27	0180	CRONIN, RONALD MICHAEL	163.15	107.36
NORTH PADRE HARDWARE	131.16	0180	CRONIN, RONALD MICHAEL	163.15	107.36
THE HOME DEPOT #0526	169.05	0180	CRONIN, RONALD MICHAEL	163.15	107.36
THE HOME DEPOT 526	242.06	0180	CRONIN, RONALD MICHAEL	163.15	107.36
ZARSKY LUMBER-PORT A	99.53	0180	CRONIN, RONALD MICHAEL	163.15	107.36
DISCOUNT AUTO 2	229.54	0180	GALVAN JR, ANTONIO	163.15	88.46
FASTSERV SUPPLY CORPUS	72.96	0180	GALVAN JR, ANTONIO	163.15	88.46
FERGUSON ENT # 116	264.49	0180	GALVAN JR, ANTONIO	163.15	88.46
GRAINGER	213.80	0180	GALVAN JR, ANTONIO	163.15	88.46
GULF COAST REPAIR	-25.24	0180	GALVAN JR, ANTONIO	163.15	88.46
LOWES #01825	124.30	0180	GALVAN JR, ANTONIO	163.15	88.46
PORT ARANSAS HARDWARE	40.96	0180	GALVAN JR, ANTONIO	163.15	88.46
STEWART DEAN BEARING COMP	24.50	0180	GALVAN JR, ANTONIO	163.15	88.46
ZARSKY LUMBER-CORPUS	199.00	0180	GALVAN JR, ANTONIO	163.15	88.46
ZARSKY LUMBER-PORT A	713.43	0180	GALVAN JR, ANTONIO	163.15	88.46
BOB BARKER COMPANY INC	2,152.90	3480	SALDANA, DEANNA	152.99	304.18
H-E-B #462	151.59	3480	SALDANA, DEANNA	152.99	304.18
MORGAN STREET DENTAL CE	115.00	3480	SALDANA, DEANNA	152.99	304.18
PARKDALE PRINTING	120.00	3480	SALDANA, DEANNA	152.99	304.18
PHAMATECH	448.50	3480	SALDANA, DEANNA	152.99	304.18
SAMSClub #8267	78.59	3480	SALDANA, DEANNA	152.99	304.18
SQ CAMSEC+	414.98	3480	SALDANA, DEANNA	152.99	304.18
TEXAS FLAME STEAKHOUSE	168.55	3480	SALDANA, DEANNA	152.99	304.18
ADVANCE AUTO PARTS #8429	9.73	3480	FLORES, PAUL	152.99	251.45
CARISMA WASH LUBE AND DE	218.53	3480	FLORES, PAUL	152.99	251.45

Nueces County
Transaction Totals by Department Average
Statement Date(s): 04/28/2019

Merchant	Amount	Department	Card Holder Name	Average Transaction per Dept	Average Transaction per Cardholder
CORPUS CHRISTI LOCK DOC L	20.07	3480	FLORES, PAUL	152.99	251.45
DISCOUNT-TIRE-CO TXC-05	910.25	3480	FLORES, PAUL	152.99	251.45
T C AUTO SERVICE	601.59	3480	FLORES, PAUL	152.99	251.45
ARC SERVICES/TRAINING	330.00	3480	MILAM, JOHN	152.99	165.00
BOB BARKER COMPANY INC	1,099.54	3480	ARISMELENDEZ, YSIDRO IV	152.99	131.37
HILTON GARDEN INN	999.32	3480	ARISMELENDEZ, YSIDRO IV	152.99	131.37
IDENTOGO - TX FINGERPRINT	121.00	3480	ARISMELENDEZ, YSIDRO IV	152.99	131.37
WALGREENS #4424	13.38	3480	ARISMELENDEZ, YSIDRO IV	152.99	131.37
BATTERYDEALSUS	319.60	3480	MORENO, JOSHUA ANTHONY	152.99	79.10
BEST BUY 00002352	49.99	3480	MORENO, JOSHUA ANTHONY	152.99	79.10
CVS/PHARMACY #06989	357.39	3480	MORENO, JOSHUA ANTHONY	152.99	79.10
H-E-B #462	85.44	3480	MORENO, JOSHUA ANTHONY	152.99	79.10
JANET PENA OD	100.00	3480	MORENO, JOSHUA ANTHONY	152.99	79.10
NCS GED EXAM	302.50	3480	MORENO, JOSHUA ANTHONY	152.99	79.10
NETFLIX.COM	15.99	3480	MORENO, JOSHUA ANTHONY	152.99	79.10
SALLY BEAUTY #2066	109.86	3480	MORENO, JOSHUA ANTHONY	152.99	79.10
WM SUPERCENTER #470	83.00	3480	MORENO, JOSHUA ANTHONY	152.99	79.10
AUSTIN EMBASSY SUITES	167.92	3480	FLORES, HOMER	152.99	59.26
EXXONMOBIL 47306360	40.00	3480	FLORES, HOMER	152.99	59.26
H-E-B #462	15.28	3480	FLORES, HOMER	152.99	59.26
LA MICHOACANA BAKERY INC	13.84	3480	FLORES, HOMER	152.99	59.26
CHEWY.COM	50.38	3480	SCHMIDT, CLAUDIA ANNETTE	152.99	50.38
NCS GED EXAM	52.50	3480	MUERY, BRET RYAN	152.99	35.50
WAL-MART #0470	54.00	3480	MUERY, BRET RYAN	152.99	35.50
AIRBNB HMAFTFF2DA	297.81	1160	QUINTANILLA, ELIZABETH	149.79	166.56
TEXAS ASSOCIATION OF C	535.00	1160	QUINTANILLA, ELIZABETH	149.79	166.56
BROOKS TIRE INC	65.95	1160	BULLARD, ANN MARIE	149.79	65.95
VISTA.COM	2,750.00	3700	PEREZ, DANIEL T	146.32	2,750.00
NETWORK INNOVATIONS	961.71	3700	MARTINEZ, CYNTHIA LAURA	146.32	961.71
GOODYEAR A.S.C. #4738	336.48	3700	ROCHA, JANIE MARIE	146.32	336.48
BOB'S CITY GARAGE	386.90	3700	NUNEZ, EDUARDO	146.32	326.20
DISCOUNT-TIRE-CO TXC-05	265.50	3700	NUNEZ, EDUARDO	146.32	326.20
OFFICE DEPOT #468	189.99	3700	CALZADA, ALLON	146.32	223.64
SOUTHERN TIRE MART	257.28	3700	CALZADA, ALLON	146.32	223.64
AMER ASSOC NOTARIESWE	96.90	3700	CAMPOS, FRANCISCO	146.32	212.42
GOODYEAR TIRE #4739	424.42	3700	CAMPOS, FRANCISCO	146.32	212.42
INTERSTATE BATTERIES	115.95	3700	CAMPOS, FRANCISCO	146.32	212.42

Nueces County
Transaction Totals by Department Average
Statement Date(s): 04/28/2019

Merchant	Amount	Department	Card Holder Name	Average Transaction per Dept	Average Transaction per Cardholder
CORPUS CHRISTI SAFE AND L	110.00	3700	WILLOUGHBY III, WILLIAM F	146.32	174.56
DAILY WELLS COMMUNICATIO	114.50	3700	WILLOUGHBY III, WILLIAM F	146.32	174.56
FIRESTONE678791	7.00	3700	WILLOUGHBY III, WILLIAM F	146.32	174.56
GRAINGER	132.60	3700	WILLOUGHBY III, WILLIAM F	146.32	174.56
ICS JAIL SUPPLIES INC.	990.00	3700	WILLOUGHBY III, WILLIAM F	146.32	174.56
THE HOME DEPOT #6584	216.92	3700	WILLOUGHBY III, WILLIAM F	146.32	174.56
HOLIDAY INN EXPRESS	442.26	3700	GARZA, DANIEL V	146.32	167.75
SUNOCO 0100853100	61.00	3700	GARZA, DANIEL V	146.32	167.75
SANTA FE ANIMAL HOSPITAL	167.58	3700	DORR, CHRISTOPHER EMBERT	146.32	167.58
C.C. BATTERY COMPANY	226.50	3700	WORTHINGTON, JAY A	146.32	125.74
THE HOME DEPOT #6584	24.98	3700	WORTHINGTON, JAY A	146.32	125.74
HOLIDAY INN HOTEL	214.70	3700	MANUEL, DON LONZO	146.32	107.35
HOLIDAY INN EXPRESS & SU	212.44	3700	BURNS, MELISSA LYNN	146.32	106.22
AMERICAN DETAIL SUPPLY	102.45	3700	RODRIGUEZ, NATIVIDAD	146.32	98.89
ARNOLD OIL COMPANY	544.06	3700	RODRIGUEZ, NATIVIDAD	146.32	98.89
AUTOZONE 4216	31.99	3700	RODRIGUEZ, NATIVIDAD	146.32	98.89
CREAGER TIRE AND BATTERY	14.00	3700	RODRIGUEZ, NATIVIDAD	146.32	98.89
DISCOUNT-TIRE-CO TXC-05	9.00	3700	RODRIGUEZ, NATIVIDAD	146.32	98.89
HUSKY TRAILER& PARTS CO	188.47	3700	RODRIGUEZ, NATIVIDAD	146.32	98.89
GULF COAST PAPER COMPANY-	206.03	3700	ROSENBAUM, SYLVIA A	146.32	96.82
OREILLY AUTO #2292	34.98	3700	ROSENBAUM, SYLVIA A	146.32	96.82
WAL-MART #0470	49.46	3700	ROSENBAUM, SYLVIA A	146.32	96.82
FLEET MANAGEMENT SOLUTNS	96.00	3700	BOLTZ, PATRICIA	146.32	96.00
CAPITOL VISITORS PARKING	3.00	3700	HOOPER, JOHN CHRISTOPHE	146.32	81.54
CITY OF CC AIRPORT	8.00	3700	HOOPER, JOHN CHRISTOPHE	146.32	81.54
DOLLAR RENT A CAR	136.92	3700	HOOPER, JOHN CHRISTOPHE	146.32	81.54
HYATT HOUSE AUSTIN/DOW	178.25	3700	HOOPER, JOHN CHRISTOPHE	146.32	81.54
DTV DIRECTV SERVICE	79.14	3700	GALVAN, JOHN A	146.32	79.14
CDSK9TRACK	144.00	3700	FLORES, MARIA A	146.32	75.84
IN SHERIFF'S ASSOCIATION	125.00	3700	FLORES, MARIA A	146.32	75.84
PROMOTIONS NOW	315.21	3700	FLORES, MARIA A	146.32	75.84
VISTAPR VISTAPRINT.COM	22.51	3700	FLORES, MARIA A	146.32	75.84
MARKER 37 MARINA	206.22	3700	VEAD, JASON L	146.32	68.74
ANNAVILLE MUFFLER & AU	76.58	3700	WALLING, RYAN L	146.32	39.06

Nueces County
Transaction Totals by Department Average
Statement Date(s): 04/28/2019

Merchant	Amount	Department	Card Holder Name	Average Transaction per Dept	Average Transaction per Cardholder
SANTA FE ANIMAL HOSPITAL	70.73	3700	WALLING, RYAN L	146.32	39.06
TRACTOR SUPPLY CO #1907	47.99	3700	WALLING, RYAN L	146.32	39.06
AUTOZONE 4216	29.99	3700	ACEVEDO, FELIX R	146.32	29.99
THE HOME DEPOT #6564	20.19	3700	WOOD, ERIC	146.32	20.19
DISCOUNT-TIRE-CO TXC-05	15.50	3700	REVIS, TIMOTHY K	146.32	15.50
THE HOME DEPOT #6584	15.04	3700	GONZALEZ, ADAM S	146.32	15.04
ANNAVILLE MUFFLER & AU	7.00	3700	MARTINEZ, MARCUS D	146.32	7.00
GOODYEAR A.S.C. #4738	7.00	3700	DAVIS, MARGARET L	146.32	7.00
OREILLY AUTO #1982	6.63	3700	SALAZAR JR, RAUL	146.32	3.32
DISPUTE-NETWORK INNOVATIO	-961.71	3700	MARTINEZ, CYNTHIA LAURA	146.32	-961.71
ADVANCE AUTO PARTS #8079	191.47	3092	DIAZ JR, DONACIANO R	133.68	202.60
GRAINGER	97.67	3092	DIAZ JR, DONACIANO R	133.68	202.60
INTERSTATE BATTERIES	216.60	3092	DIAZ JR, DONACIANO R	133.68	202.60
S. TEXAS ALL BATTERY	625.00	3092	DIAZ JR, DONACIANO R	133.68	202.60
UNIVAR USA INC	84.88	3092	DIAZ JR, DONACIANO R	133.68	202.60
INTERSTATE BATTERIES	730.90	3092	FLORES, MICHAEL ANTHONY	133.68	139.55
PMI ROBSTOWN	29.33	3092	FLORES, MICHAEL ANTHONY	133.68	139.55
THE HOME DEPOT #0526	179.73	3092	FLORES, MICHAEL ANTHONY	133.68	139.55
THE HOME DEPOT #6564	78.95	3092	FLORES, MICHAEL ANTHONY	133.68	139.55
THE HOME DEPOT #6584	15.92	3092	FLORES, MICHAEL ANTHONY	133.68	139.55
UNIVAR USA INC	81.57	3092	FLORES, MICHAEL ANTHONY	133.68	139.55
ADVANCE AUTO PARTS #3344	21.79	3092	HINOJOSA, VICTOR A	133.68	82.50
GULF COAST NUT & BOLT SUP	22.93	3092	HINOJOSA, VICTOR A	133.68	82.50
JOHN W HOCK CO	283.19	3092	HINOJOSA, VICTOR A	133.68	82.50
JOHNSTONE SPLY AT CORPUS	130.26	3092	HINOJOSA, VICTOR A	133.68	82.50
NAYLOR'S FARM & RANCH SUP	75.53	3092	HINOJOSA, VICTOR A	133.68	82.50
SHEINBERG TOOL CO. INC.	23.53	3092	HINOJOSA, VICTOR A	133.68	82.50
SUPERIOR TRAILER SAL	66.50	3092	HINOJOSA, VICTOR A	133.68	82.50
THE HOME DEPOT #6584	118.79	3092	HINOJOSA, VICTOR A	133.68	82.50
AOC AUTO PARTS	0.00	4190	PAREDEZ, EZEQUIEL	120.87	254.23
BECK MASTEN COASTAL BEND	386.40	4190	PAREDEZ, EZEQUIEL	120.87	254.23
BELL FENCE OF CORPUS CHR	26.00	4190	PAREDEZ, EZEQUIEL	120.87	254.23
COASTAL DIESEL	49.04	4190	PAREDEZ, EZEQUIEL	120.87	254.23
EWING IRRIGATION PRD 146	1,377.43	4190	PAREDEZ, EZEQUIEL	120.87	254.23
MID COAST ELECTRIC SUPPLY	56.59	4190	PAREDEZ, EZEQUIEL	120.87	254.23

Nueces County
Transaction Totals by Department Average
Statement Date(s): 04/28/2019

Merchant	Amount	Department	Card Holder Name	Average Transaction per Dept	Average Transaction per Cardholder
PRAXAIR DIST INC 70245	100.60	4190	PAREDEZ, EZEQUIEL	120.87	254.23
ROBSTOWN HARDWARE CO INC	500.43	4190	PAREDEZ, EZEQUIEL	120.87	254.23
STAINLESS STEEL PRODUCTS	300.00	4190	PAREDEZ, EZEQUIEL	120.87	254.23
IN DOOR DIRECT	245.00	4190	SANTOS, MARCELINA V	120.87	245.00
THE HOME DEPOT #6564	1,226.47	4190	STOVALL, SYLVESTER	120.87	102.21
CBS RENTAL & SUPPLY	49.00	4190	HERNANDEZ, JUANITA	120.87	98.65
DAKTRONICS	52.50	4190	HERNANDEZ, JUANITA	120.87	98.65
TWC TIME WARNER CABLE	490.40	4190	HERNANDEZ, JUANITA	120.87	98.65
BELL FENCE OF CORPUS CHR	156.20	4190	MAYORGA, SANTIAGO	120.87	67.76
FERGUSON ENT # 116	197.89	4190	MAYORGA, SANTIAGO	120.87	67.76
OREILLY AUTO #1982	25.32	4190	MAYORGA, SANTIAGO	120.87	67.76
ROBLES TIRE RECYCLING	10.00	4190	MAYORGA, SANTIAGO	120.87	67.76
ROBSTOWN HARDWARE CO INC	334.91	4190	MAYORGA, SANTIAGO	120.87	67.76
THE HOME DEPOT #6564	500.65	4190	MAYORGA, SANTIAGO	120.87	67.76
TRACTOR SUPPLY #333	22.48	4190	MAYORGA, SANTIAGO	120.87	67.76
XTREME SAFETY INDUSTRIAL	40.00	4190	MAYORGA, SANTIAGO	120.87	67.76
INTERSTATE BATTERIES	12.60	4190	MONTEMAYOR, ELIZABETH J	120.87	64.68
ROBSTOWN HARDWARE CO INC	135.55	4190	MONTEMAYOR, ELIZABETH J	120.87	64.68
THE HOME DEPOT #6564	23.66	4190	MONTEMAYOR, ELIZABETH J	120.87	64.68
THE HOME DEPOT 6564	86.91	4190	MONTEMAYOR, ELIZABETH J	120.87	64.68
8X8 INC. 888-898-8733	283.23	0370	CARRIZALES, DANIEL VILLARREAL	104.63	147.34
CROSS BORDER TRANS FEE	0.90	0370	CARRIZALES, DANIEL VILLARREAL	104.63	147.34
DNH GODADDY.COM	42.34	0370	CARRIZALES, DANIEL VILLARREAL	104.63	147.34
EXPEDIA 7429657907567	115.34	0370	CARRIZALES, DANIEL VILLARREAL	104.63	147.34
SMK SURVEYMONKEY.COM	384.00	0370	CARRIZALES, DANIEL VILLARREAL	104.63	147.34
TWC TIME WARNER CABLE	115.58	0370	CARRIZALES, DANIEL VILLARREAL	104.63	147.34
WWW.MAGIX.COM RENO	89.99	0370	CARRIZALES, DANIEL VILLARREAL	104.63	147.34
AMAZON.COM MZ4LU8PK1 AMZN	17.37	0370	BOULAN, YOSHIKO	104.63	29.88
AMZN MKTP US MZ3WN0N32 AM	8.17	0370	BOULAN, YOSHIKO	104.63	29.88
AMZN MKTP US MZ4HE8AT1	8.99	0370	BOULAN, YOSHIKO	104.63	29.88
UNITED CORPUS CHRISTI CHA	85.00	0370	BOULAN, YOSHIKO	104.63	29.88

Nueces County
Transaction Totals by Department Average
Statement Date(s): 04/28/2019

Merchant	Amount	Department	Card Holder Name	Average Transaction per Dept	Average Transaction per Cardholder
LABELS ETC INC	131.94	1200	BENAVIDEZ, RAFAEL G	84.98	84.98
PITNEY BOWES PI	123.01	1200	BENAVIDEZ, RAFAEL G	84.98	84.98
FASTSIGNS	177.12	5330	RAMIREZ, JUAN A	82.01	83.69
SHELL OIL 57545310500	7.00	5330	RAMIREZ, JUAN A	82.01	83.69
SQ P.A.A.C. (PEOPL	150.00	5330	RAMIREZ, JUAN A	82.01	83.69
TRACTOR SUPPLY #333	98.44	5330	RAMIREZ, JUAN A	82.01	83.69
VIP CAR WASH AND LUBE NW	47.90	5330	RAMIREZ, JUAN A	82.01	83.69
WM SUPERCENTER #464	21.68	5330	RAMIREZ, JUAN A	82.01	83.69
TRACTOR SUPPLY #333	71.96	5330	CARR, JOSEPH VINCENT	82.01	71.96
CROWNE PLAZA HOTEL AUSTI	160.91	3150	MCCOY, TIMOTHY JORDON	80.46	80.46
ACT TEXAS 4H CONFERENC	19.50	6210	MUNOZ, NORMA	77.35	77.35
BUC-EE'S 12	35.97	6210	MUNOZ, NORMA	77.35	77.35
HAMPTON INN VICTORIA	189.01	6210	MUNOZ, NORMA	77.35	77.35
VIP CAR WASH AND LUBE NW	64.90	6210	MUNOZ, NORMA	77.35	77.35
CROWNE PLAZA DALLAS MARK	265.10	1130	CASAS, NORMA N	60.59	90.46
IC SHOPSMARTER.COM	0.00	1130	CASAS, NORMA N	60.59	90.46
OFFICE DEPOT #1127	108.56	1130	CASAS, NORMA N	60.59	90.46
TDCAA	350.00	1130	CASAS, NORMA N	60.59	90.46
TXEFILE 032358384-0	263.40	1130	CRON, JENNY	60.59	73.21
USPS PO 4820200410	29.45	1130	CRON, JENNY	60.59	73.21
USPS PO 4820200410	58.55	1130	VELA, MELISSA DIANE	60.59	12.34
USPS PO 4820270411	15.50	1130	VELA, MELISSA DIANE	60.59	12.34
ISLAND TIRE AND AUTOMOTIV	64.63	3820	NELSON, JOSEPH DAVID	51.93	64.63
ISLAND TIRE AND AUTOMOTIV	58.45	3820	MARTINEZ JR, MARCIAL	51.93	58.45
ISLAND TIRE AND AUTOMOTIV	54.63	3820	BALDERAS, RENE	51.93	54.63
IN SUPERGLASS WINDSHIELD	30.00	3820	BRANDON, DONNA D	51.93	30.00
A-1 TIRE & AUTO	208.83	3830	MENDOZA JR, OSCAR	50.46	50.46
C AND A SERVICE AND TIRES	14.25	3830	MENDOZA JR, OSCAR	50.46	50.46
CULLIGAN/ULTRAPURE WAT	23.40	3830	MENDOZA JR, OSCAR	50.46	50.46
SHAFFER MUFFLER AND AUTOM	56.25	3830	MENDOZA JR, OSCAR	50.46	50.46
AVIS RENT-A-CAR 1	26.95	1245	GUERRA, JULIE	33.98	33.98
COASTAL BEND SOCIETY FOR	75.00	1245	GUERRA, JULIE	33.98	33.98
H-E-B #643	8.00	1380	LOPEZ JR, ARMIN	29.36	29.36

Nueces County
Transaction Totals by Department Average
Statement Date(s): 04/28/2019

Merchant	Amount	Department	Card Holder Name	Average Transaction per Dept	Average Transaction per Cardholder
WAL-MART #1494	50.72	1380	LOPEZ JR, ARMIN	29.36	29.36
USPS PO 4820200410	75.20	3530	LORENTZEN, ANNE E	25.07	25.07
CC CALLER-TIMES	7.46	1122	BEDIA, MARIA MAGDALENA	14.51	14.51
FEDEX 32464791	30.71	1122	BEDIA, MARIA MAGDALENA	14.51	14.51
OFFICE DEPOT #1127	71.94	1122	BEDIA, MARIA MAGDALENA	14.51	14.51
OFFICE DEPOT #2805	2.99	1122	BEDIA, MARIA MAGDALENA	14.51	14.51
OFFICE DEPOT #630	2.99	1122	BEDIA, MARIA MAGDALENA	14.51	14.51
Total	249,487.06				

Nueces County
Transaction Totals by Vendor
Statement Dates: 04/28/2019

Merchant	Amount	Transaction Count	Average Transaction
1000BULBS.COM	32.45	1	32.45
2019 ENVIRONMENTAL TRA	235.00	1	235.00
4TE GEXA ENERGY	114.42	1	114.42
8X8 INC. 888-898-8733	283.23	1	283.23
A & B PLASTICS AND FABRIC	371.00	2	185.50
A PLUS PLUMBING AND RE	1,008.75	3	336.25
A&W OFFICE SUPPLY	229.96	1	229.96
A-1 TIRE & AUTO	208.83	3	69.61
ACCO BRANDS DIRECT	969.23	1	969.23
ACT TEXAS 4H CONFERENC	19.50	1	19.50
ACTION TARGETS	216.35	2	108.18
ADAMSMETALDETECTORS	1,800.00	1	1,800.00
ADI-SA	6,639.19	4	1,659.80
ADVANCE AUTO PARTS #3344	60.85	6	10.14
ADVANCE AUTO PARTS #8079	191.47	1	191.47
ADVANCE AUTO PARTS #8429	9.73	1	9.73
AGENT FEE 8900764736249	40.00	1	40.00
AIR AND FILTERS	76.92	1	76.92
AIRBNB HMAFTFF2DA	297.81	2	148.91
AIRGAS CENTRAL	216.25	1	216.25
ALTEX COMPUTER AND ELECTR	776.46	7	110.92
AMAZON.COM MZ4LU8PK1 AMZN	17.37	1	17.37
AMER ASSOC NOTARIESWE	96.90	1	96.90
AMERICAN AIR0017338352380	556.60	1	556.60
AMERICAN DETAIL SUPPLY	102.45	1	102.45
AMERICAN LAW ENFORCEMENT	280.00	1	280.00
AMERICAN SOLUTIONS4 BUS	546.45	3	182.15
AMZN MKTP US MW1NI3BQ1	34.55	1	34.55
AMZN MKTP US MW24G78T0	65.65	1	65.65
AMZN MKTP US MW29G5QN1 AM	739.47	1	739.47
AMZN MKTP US MW2SJ5RE1 AM	847.76	1	847.76
AMZN MKTP US MW3XS5G02 AM	64.30	1	64.30
AMZN MKTP US MW54N5HN0	19.70	1	19.70
AMZN MKTP US MW62Y3BS0	854.82	1	854.82
AMZN MKTP US MW6AJ7W11 AM	42.69	1	42.69
AMZN MKTP US MW7KX7M90 AM	64.30	1	64.30
AMZN MKTP US MW9XF95L0	33.00	1	33.00
AMZN MKTP US MZ2C65HP0	13.30	1	13.30
AMZN MKTP US MZ3WN0N32 AM	8.17	1	8.17
AMZN MKTP US MZ4HE8AT1	8.99	1	8.99
AMZN MKTP US MZ8VG0GQ1 AM	25.98	1	25.98
ANNAVILLE MUFFLER & AU	83.58	4	20.90

Nueces County
Transaction Totals by Vendor
Statement Dates: 04/28/2019

Merchant	Amount	Transaction Count	Average Transaction
AOC AUTO PARTS	0.00	2	0.00
ARC SERVICES/TRAINING	510.00	3	170.00
ARNOLD OIL COMPANY	1,606.99	7	229.57
ARROW DISPLAY SIGNS INC.	1,700.00	1	1,700.00
ASHMORE PAINT CO INC	781.44	3	260.48
ASTROMATIC CAR WASH ROBST	60.00	1	60.00
AUSTIN CONV CENTER PKG	5.00	1	5.00
AUSTIN EMBASSY SUITES	167.92	1	167.92
AUTOZONE #1328	5.99	1	5.99
AUTOZONE 4216	61.98	2	30.99
AVIS RENT-A-CAR 1	26.95	1	26.95
B & T RENTS	26.00	1	26.00
BATTERYDEALSUS	319.60	1	319.60
BECK MASTEN COASTAL BEND	386.40	1	386.40
BELL FENCE OF CORPUS CHR	182.20	4	45.55
BEST BUY 00002352	49.99	1	49.99
BETA TECHNOLOGY INC	370.00	1	370.00
BIRDS RUBBER STAMPS	15.00	1	15.00
BOB BARKER COMPANY INC	3,292.14	8	411.52
BOB'S CITY GARAGE	386.90	1	386.90
BROOKS TIRE INC	65.95	1	65.95
BUC-EE'S 12	35.97	1	35.97
BUSH HYDRAULICS	289.94	3	96.65
BUSTERS BUTANE	24.00	1	24.00
C AND A SERVICE AND TIRES	14.25	1	14.25
C.C. BATTERY COMPANY	954.43	4	238.61
CAMBRIA HOTEL AND SUITES	536.32	1	536.32
CANDLEWOOD SUITES ASTN SO	113.85	1	113.85
CAPITOL VISITORS PARKING	3.00	1	3.00
CARISMA WASH LUBE AND DE	321.43	3	107.14
CARROT TOP INDUSTRIES	126.33	1	126.33
CBS RENTAL & SUPPLY	1,496.98	3	498.99
CC CALLER-TIMES	7.46	1	7.46
CC DISPOSAL SERVICE	78.00	1	78.00
CC DISTRIBUTORS	205.44	3	68.48
CC STAMP WORKS INC	371.80	5	74.36
CDSK9TRACK	144.00	1	144.00
CHAMPION CHEVY_CADILLA	281.05	2	140.53
CHAPMANS GARAGE DOORS I	250.00	1	250.00
CHEWY.COM	50.38	1	50.38
CITY OF CC AIRPORT	8.00	1	8.00
CITY OF CORPUS CHRISTI	3,725.35	22	169.33

Nueces County
Transaction Totals by Vendor
Statement Dates: 04/28/2019

Merchant	Amount	Transaction Count	Average Transaction
CLEARLAWINSTITUTE.CO	148.00	1	148.00
COASTAL BEND SOCIETY FOR	75.00	2	37.50
COASTAL DIESEL	559.94	8	69.99
COASTAL OFFICE SOLUTIONS	4,111.02	5	822.20
COOPER EQUIPMENT	605.70	1	605.70
COPQUEST INC	28.99	1	28.99
CORPUS CHRISTI CALLER	456.20	3	152.07
CORPUS CHRISTI ELECTRIC	227.57	3	75.86
CORPUS CHRISTI FORD	156.38	4	39.10
CORPUS CHRISTI FREIGHTLIN	577.95	7	82.56
CORPUS CHRISTI FUNERAL	1,842.00	2	921.00
CORPUS CHRISTI LOCK DOC L	20.07	1	20.07
CORPUS CHRISTI SAFE AND L	931.50	4	232.88
COURTYARD BY MARRIOTT	252.09	2	126.05
CREAGER TIRE AND BATTERY	110.95	4	27.74
CROSS BORDER TRANS FEE	0.90	1	0.90
CROWNE PLAZA DALLAS MARK	265.10	2	132.55
CROWNE PLAZA HOTEL AUSTI	160.91	2	80.46
CULLIGAN/ULTRAPURE WAT	23.40	1	23.40
CVS/PHARMACY #06989	357.39	2	178.70
D & C FENCE CO. INC	1,975.00	2	987.50
DAILY WELLS COMMUNICATIO	2,307.48	7	329.64
DAKTRONICS	52.50	1	52.50
DEL MAR COLLEGE CASHIERS	25.00	1	25.00
DELTA SPECIALTIES SUPPLY	1,937.00	2	968.50
DIESEL ENGINE & INJECTIO	115.14	4	28.79
DIGICERT INC	763.00	1	763.00
DISCOUNT AUTO 2	229.54	1	229.54
DISCOUNT TIRE TXC 12	1,367.33	2	683.67
DISCOUNT-TIRE-CO TXC-05	1,200.25	4	300.06
DISPUTE-NETWORK INNOVATIO	-961.71	1	-961.71
DLT SOLUTIONS 703-773-	3,644.70	1	3,644.70
DMI DELL HIGHER EDUC	927.38	2	463.69
DNH GODADDY.COM	42.34	1	42.34
DOGGETT HM SERVICES	232.95	2	116.48
DOLLAR RENT A CAR	136.92	1	136.92
DOUBLETREE AUSTIN	258.16	1	258.16
DTV DIRECTV SERVICE	133.59	2	66.80
EDDIES GULF RADIATOR	695.00	1	695.00
EMBASSY SUITES SAN MR	432.40	1	432.40
ENTRUST ENERGY	64.97	1	64.97
EVEREST WATER COFFEE	187.16	3	62.39

Nueces County
Transaction Totals by Vendor
Statement Dates: 04/28/2019

Merchant	Amount	Transaction Count	Average Transaction
EVINS GLASS SERVICE IN	346.96	1	346.96
EWALD KUBOTA - CORPUS CHR	609.45	3	203.15
EWING IRRIGATION PRD 146	1,377.43	1	1,377.43
EXPEDIA 7429657907567	115.34	1	115.34
EXXONMOBIL 47306360	40.00	1	40.00
EXXONMOBIL 48099196	74.00	2	37.00
EXXONMOBIL 99020240	128.01	2	64.01
FASCLAMPITT CORPUS CHRIST	524.08	3	174.69
FASTSERV SUPPLY CORPUS	153.23	3	51.08
FASTSIGNS	177.12	1	177.12
FEDEX 32464791	30.71	1	30.71
FEDEX 473857079	16.15	1	16.15
FEDEX 474091906	71.79	1	71.79
FERGUSON ENT # 116	703.42	5	140.68
FINANCIAL SERVICES	20,853.05	1	20,853.05
FIRESTONE678775	7.00	1	7.00
FIRESTONE678791	7.00	1	7.00
FIRETROL PROTECTION SYSTE	395.38	1	395.38
FLEET MANAGEMENT SOLUTNS	96.00	1	96.00
FLEETPRIDE155	458.20	2	229.10
FREEDOM AUTO SPA	36.20	1	36.20
FS JITBIT	107.17	1	107.17
FSGI CORPUS LIGHTING	135.55	1	135.55
FSI CPL RETAIL	327.54	3	109.18
FSI FIRST CHOICE POWER	86.20	1	86.20
FSSW - CEUS	16.00	1	16.00
GALLS	70.91	1	70.91
GATEWAY PRINTING & OFFICE	17,434.57	58	300.60
GCR 630CORPCHRISTITX	726.37	7	103.77
GOODYEAR A.S.C. #4738	343.48	2	171.74
GOODYEAR TIRE #4739	1,112.86	2	556.43
GOVERNMENT FINANCE OFFIC	725.00	1	725.00
GRAINGER	473.11	6	78.85
GRANDE COMMUNICATIONS	71.71	1	71.71
GRAYBAR ELECTRIC	288.96	2	144.48
GRAYBAR ELECTRIC COMPANY	220.43	1	220.43
GULF COAST MAILING SERV	1,350.88	1	1,350.88
GULF COAST NUT & BOLT SUP	132.57	3	44.19
GULF COAST PAPER COMPANY-	13,316.80	20	665.84
GULF COAST REPAIR	-25.24	1	-25.24
H-E-B #022	28.72	1	28.72
H-E-B #462	252.31	5	50.46

Nueces County
Transaction Totals by Vendor
Statement Dates: 04/28/2019

Merchant	Amount	Transaction Count	Average Transaction
H-E-B #643	8.00	1	8.00
HAMPTON INN VICTORIA	559.21	3	186.40
HARBOR FREIGHT TOOLS 71	137.10	2	68.55
HCTRA EZ TAG ONLINE	11.00	1	11.00
HELENA CHEM CO 25041	314.00	1	314.00
HILTON ADVPURCH8002367113	183.39	1	183.39
HILTON GARDEN INN	999.32	3	333.11
HILTON HOTEL AUSTIN	391.36	2	195.68
HOBBY-LOBBY #0116	193.20	2	96.60
HOLIDAY INN EXPRESS	442.26	2	221.13
HOLIDAY INN EXPRESS & SU	212.44	2	106.22
HOLIDAY INN HOTEL	214.70	2	107.35
HOLT CAT CORPUS - MC	3,309.74	10	330.97
HOSE OF SOUTH TEXAS	544.40	8	68.05
HOT ROD RUDYS	1,566.51	1	1,566.51
HOTELS.COM157529571062	98.65	1	98.65
HOTELS.COM157847172386	297.84	1	297.84
HOTELS.COM157885008759	355.35	1	355.35
HOTELS.COM158180443389	283.48	1	283.48
HUSKY TRAILER& PARTS CO	490.84	5	98.17
HYATT HOUSE AUSTIN/DOW	1,170.83	4	292.71
HYATT PLACE AUSTIN DWTN	965.28	1	965.28
HYATT REGENCY AUSTIN	837.79	1	837.79
IC SHOPSMARTER.COM	0.00	4	0.00
ICS JAIL SUPPLIES INC.	990.00	1	990.00
IDENTOGO - TX FINGERPRINT	121.00	11	11.00
IMPERIAL TRIM SHOP	225.00	1	225.00
IN DOOR DIRECT	245.00	1	245.00
IN H & V EQUIPMENT SERVI	985.59	1	985.59
IN R & R PETRO SERVICES	6.82	1	6.82
IN SHERIFF'S ASSOCIATION	125.00	5	25.00
IN SUPERGLASS WINDSHIELD	30.00	1	30.00
INDUSTRIAL FABRICATORS OF	599.00	1	599.00
INTERCONTINENTAL AUSTIN	45.47	1	45.47
INTERNATIONAL ELECTRONICS	11.95	1	11.95
INTERSTATE BATTERIES	1,197.00	7	171.00
INTUIT QUICKBOOKS	3,971.00	3	1,323.67
ISLAND TIRE AND AUTOMOTIV	177.71	3	59.24
IWS GAS AND SUPPLY OF TX	131.17	2	65.59
JANET PENA OD	100.00	1	100.00
JEANS RESTAURANT SUPPLY	177.80	1	177.80
JM SUPPLY CO	432.80	1	432.80

Nueces County
Transaction Totals by Vendor
Statement Dates: 04/28/2019

Merchant	Amount	Transaction Count	Average Transaction
JOHN W HOCK CO	283.19	1	283.19
JOHNSTONE SPLY AT CORPUS	294.99	3	98.33
JUST ENERGY	150.00	1	150.00
KOETTER FIRE CORPUS	1,242.50	1	1,242.50
LA MICHOACANA BAKERY INC	13.84	1	13.84
LA QUINTA INNS 0501	703.00	1	703.00
LABELS ETC INC	131.94	1	131.94
LOGMEIN GOTOMEETING	147.00	1	147.00
LOVE S TRAVEL 00006726	61.00	1	61.00
LOWES #01825	1,348.48	11	122.59
MARKER 37 MARINA	206.22	3	68.74
MARRIOTT WOODLANDS	903.90	2	451.95
MCCOYS #17	37.81	2	18.91
METRO PARK LOT 555	16.00	1	16.00
MG BUILDING CORPUS CHRIS	1,535.51	7	219.36
MID COAST ELECTRIC SUPPLY	56.59	1	56.59
MINIT MAN #3	102.98	1	102.98
MNI DIESEL INC.	510.00	1	510.00
MOKARA AND LA MANSION HOT	52.57	2	26.29
MOMAR INC	1,210.41	2	605.21
MOODY GARDENS HOTEL	541.65	2	270.83
MOORE MEDICAL LLC	1,253.99	3	418.00
MORGAN STREET DENTAL CE	115.00	1	115.00
MY BINDING COM	26.34	1	26.34
NAYLOR'S FARM & RANCH SUP	75.53	1	75.53
NCS GED EXAM	355.00	9	39.44
NETFLIX.COM	15.99	1	15.99
NETWORK INNOVATIONS	961.71	1	961.71
NORTH PADRE HARDWARE	1,381.31	15	92.09
NPC NEW PIG CORP	448.44	2	224.22
NUECES CO TX - GOV PAY FE	6.00	2	3.00
NUECES CO TX-TAC-MOTOR	135.00	2	67.50
NUECES COUNTY WATER DISCT	1,535.90	4	383.98
OFFICE DEPOT #1127	180.50	5	36.10
OFFICE DEPOT #2805	2.99	1	2.99
OFFICE DEPOT #468	209.98	2	104.99
OFFICE DEPOT #630	2.99	1	2.99
OFFICE DEPOT #70	31.38	1	31.38
OIL PATCH PETROLEUM INC	37.54	2	18.77
OREILLY AUTO #0635	249.92	12	20.83
OREILLY AUTO #1441	25.92	1	25.92
OREILLY AUTO #1687	275.70	2	137.85

Nueces County
Transaction Totals by Vendor
Statement Dates: 04/28/2019

Merchant	Amount	Transaction Count	Average Transaction
OREILLY AUTO #1982	431.06	12	35.92
OREILLY AUTO #2292	34.98	1	34.98
PARKDALE PRINTING	120.00	1	120.00
PAW ALL FAITH CREMATION	2,461.73	2	1,230.87
PAYPAL ALARMTX	262.00	1	262.00
PAYPAL AMSERVICESC	300.00	1	300.00
PAYPAL OPENDOORLLC	182.95	1	182.95
PAYPAL WRISTCO INC	25.80	1	25.80
PENGAD INC	88.49	1	88.49
PETROLEUM SOLUTIONS INC	401.22	1	401.22
PHAMATECH	448.50	1	448.50
PITNEY BOWES PI	123.01	2	61.51
PMI ROBSTOWN	29.33	1	29.33
PORT ARANSAS HARDWARE	40.96	2	20.48
POSTNET (TX162)	464.92	4	116.23
PRAXAIR DIST INC 70245	100.60	1	100.60
PRO FIRE PROTECTION INC	361.10	1	361.10
PROF PLUMBING GROUP	3,567.57	3	1,189.19
PROMOTIONS NOW	315.21	1	315.21
QUIK PRINT	121.24	1	121.24
RAM PRODUCTS LTD.	226.23	1	226.23
RELIANT ENERGY	220.45	2	110.23
RICOH USA INC	17,728.01	1	17,728.01
ROBLES TIRE RECYCLING	20.00	2	10.00
ROBSTOWN HARDWARE CO INC	2,478.36	16	154.90
ROBSTOWN UTILITY SYSTEMS	1,963.08	14	140.22
ROMCO EQUIPMENT 013	1,020.80	1	1,020.80
RUBEN'S FLEET SERVICE	184.30	1	184.30
S. TEXAS ALL BATTERY	988.90	3	329.63
SAFETYSIGN.COM	293.14	1	293.14
SALLY BEAUTY #2066	109.86	1	109.86
SAMS CLUB #8267	14.34	1	14.34
SAMSClub #8267	549.23	3	183.08
SAN LUIS GALVESTON HOT	1,718.84	8	214.86
SANTA FE ANIMAL HOSPITAL	238.31	2	119.16
SHAFFER MUFFLER AND AUTOM	56.25	1	56.25
SHEINBERG TOOL CO. INC.	195.77	5	39.15
SHELL OIL 57545310500	7.00	1	7.00
SHERATON DALLAS	738.92	1	738.92
SHINE ON CAR WASH	17.00	1	17.00
SHORELINE PLUMBING	250.00	1	250.00
SILSBEE FORD	1,500.75	1	1,500.75

Nueces County
Transaction Totals by Vendor
Statement Dates: 04/28/2019

Merchant	Amount	Transaction Count	Average Transaction
SMK SURVEYMONKEY.COM	384.00	1	384.00
SOUTHERN FOLGER DETENTION	1,158.80	1	1,158.80
SOUTHERN TIRE MART	3,103.58	8	387.95
SOUTHWEST WHEEL CO COR	14.55	1	14.55
SQ CAMSEC+	414.98	1	414.98
SQ CARS 4 CREDIT	3,127.58	2	1,563.79
SQ CZECH-MEX BAKERY & CA	90.06	1	90.06
SQ G A DOUGLAS	1,490.00	4	372.50
SQ HOEGEMEYER'S BARBEQUE	145.00	1	145.00
SQ P.A.A.C. (PEOPL	150.00	1	150.00
SQ SOUTH TEXAS SMALL ENG	36.31	2	18.16
SR PARTS GLOBAL SOLUTION	16.00	1	16.00
SR PARTS GLOBAL SOLUTIONS	19.22	2	9.61
STAINLESS STEEL PRODUCTS	300.00	1	300.00
STEWART DEAN BEARING COMP	24.50	1	24.50
STREAM ENERGY/EZ-PAY	744.38	7	106.34
SUNOCO 0100853100	61.00	1	61.00
SUPERIOR TRAILER SAL	66.50	1	66.50
T C AUTO SERVICE	601.59	2	300.80
TAMPERPROOF SCREW CO.INC	66.06	1	66.06
TDCAA	700.00	2	350.00
TDEM EMERGENCY MANAGEMENT	200.00	1	200.00
TEXAN GLASS - SOUTH INC	225.00	1	225.00
TEXAS ASSOCIATION OF C	990.00	5	198.00
TEXAS EXCELLENCE DETAIL	20.00	1	20.00
TEXAS FLAME STEAKHOUSE	168.55	1	168.55
TEXAS THRONE LLC	500.00	1	500.00
THE HOME DEPOT #0526	348.78	2	174.39
THE HOME DEPOT #6564	2,412.08	33	73.09
THE HOME DEPOT #6584	1,599.00	24	66.63
THE HOME DEPOT 526	242.06	1	242.06
THE HOME DEPOT 6564	388.79	2	194.40
THE HOME DEPOT 6584	178.67	2	89.34
THE ISLAND CAR WASH	12.00	1	12.00
THE SHARP SHOOTER	17.96	1	17.96
THERANEST WILEY M	225.00	1	225.00
TLO TRANSUNION	150.60	1	150.60
TOTAL PROTECTION SYSTEMS	190.00	1	190.00
TRACTOR SUPPLY #333	192.88	3	64.29
TRACTOR SUPPLY CO #1907	47.99	1	47.99
TREVINO FUNERAL HOME	3,184.00	4	796.00
TRUCKERS EQUIPMENT	849.75	7	121.39

Nueces County
Transaction Totals by Vendor
Statement Dates: 04/28/2019

Merchant	Amount	Transaction Count	Average Transaction
TWC TIME WARNER CABLE	2,349.91	13	180.76
TXEFILE 032358384-0	263.40	2	131.70
TXTAG 888 468 9824	9.16	1	9.16
TXU BILL PAYMENT	2,135.15	13	164.24
UBER TRIP	22.89	3	7.63
UNIFORMS AND ACCESSORIES	237.75	1	237.75
UNITED CORPUS CHRISTI CHA	85.00	1	85.00
UNITEDSCOPE	2,216.97	1	2,216.97
UNIVAR USA INC	166.45	2	83.23
USPS PO 4820200410	1,263.20	11	114.84
USPS PO 4820270411	15.50	1	15.50
VALLEN-BELMONT	264.96	1	264.96
VIP CAR WASH & SUPER	256.35	1	256.35
VIP CAR WASH AND LUBE NW	220.60	3	73.53
VISTA.COM	2,750.00	1	2,750.00
VISTAPR VISTAPRINT.COM	22.51	1	22.51
WAL-MART #0464 SE2	-307.74	1	-307.74
WAL-MART #0470	103.46	2	51.73
WAL-MART #0490	161.09	2	80.55
WAL-MART #1494	50.72	1	50.72
WALGREENS #4424	13.38	1	13.38
WALKERINDUSTRIALCOM	592.00	1	592.00
WAUKESHA-PEARCE CORPUS	23.49	1	23.49
WESTERN AUTO ACE HARDWAR	68.42	1	68.42
WM SUPERCENTER #464	329.42	2	164.71
WM SUPERCENTER #470	83.00	1	83.00
WOODY'S TRUCK CENTER	257.38	9	28.60
WORTH HYDROCHEM OF CORPUS	950.00	1	950.00
WWW.MAGIX.COM RENO	89.99	1	89.99
XOOM ENERGY TEXAS	139.90	1	139.90
XTREME SAFETY INDUSTRIAL	40.00	1	40.00
ZAGG INC	108.24	1	108.24
ZARSKY LUMBER-CORPUS	276.10	2	138.05
ZARSKY LUMBER-PORT A	812.96	12	67.75
ZORO TOOLS INC	666.87	2	333.44
Total	249,487.06	980	254.58

**Nueces County
Transaction Totals by Vendor YTD
For the 7 months ending 04/28/2019**

Merchant	Amount	Transaction Count	Average Transaction
GULF COAST PAPER COMPANY-	173,791.15	255	681.53
FINANCIAL SERVICES	164,767.66	8	20,595.96
RICOH USA INC	154,715.94	12	12,893.00
GATEWAY PRINTING & OFFICE	111,132.44	363	306.15
AT&T BILL PAYMENT	63,588.37	7	9,084.05
JOHNSON CONTROLS SS	43,602.79	44	990.97
ROBSTOWN UTILITY SYSTEMS	42,790.94	219	195.39
THE HOME DEPOT #6564	40,580.18	192	211.36
A&W OFFICE SUPPLY	39,191.14	32	1,224.72
TWC TIME WARNER CABLE	38,580.63	136	283.68
CITY OF CORPUS CHRISTI	37,980.06	285	133.26
ROBSTOWN HARDWARE CO INC	36,721.90	128	286.89
COASTAL OFFICE SOLUTIONS	36,607.57	44	831.99
PROF PLUMBING GROUP	30,868.44	32	964.64
ADI-SA	29,745.99	13	2,288.15
TXU BILL PAYMENT	29,352.45	145	202.43
NUECES COUNTY WATER DISCT	26,284.76	92	285.70
TARGET 00003350	22,230.68	6	3,705.11
SOUTHERN TIRE MART	19,905.97	50	398.12
IN PRO TECH MECHANICAL I	17,980.58	18	998.92
DAILY WELLS COMMUNICATIO	16,953.17	68	249.31
HOLT CAT CORPUS - MC	16,642.19	47	354.09
ITD PRINT SOLUTIONS	14,747.00	18	819.28
CORPUS CHRISTI REGIONAL	14,500.00	3	4,833.33
GULF COAST MAILING SERV	14,288.52	9	1,587.61
TREVINO FUNERAL HOME	13,173.88	18	731.88
INTUIT QUICKBOOKS	12,550.30	10	1,255.03
ASHMORE PAINT CO INC	12,538.58	44	284.97
ARNOLD OIL COMPANY	11,908.06	91	130.86
GCR 630CORPCHRISTITX	11,765.89	51	230.70
AMERICAN SOLUTIONS4 BUS	11,345.03	13	872.69
CORPUS CHRISTI CALLER	10,937.05	22	497.14
THE HOME DEPOT #6584	10,826.81	174	62.22
H-E-B #184	10,004.91	12	833.74
LNSTARPROD	9,869.87	13	759.22
CRADLEPOINT	9,751.07	1	9,751.07
IN GULF BUSINESS PRINTIN	9,659.41	4	2,414.85
USPS PO 4820250415	8,985.00	8	1,123.13
NORTH PADRE HARDWARE	8,977.59	119	75.44
MG BUILDING CORPUS CHRIS	8,969.81	36	249.16
TDCAA	8,895.00	10	889.50
MOORE MEDICAL LLC	8,809.99	23	383.04

**Nueces County
Transaction Totals by Vendor YTD
For the 7 months ending 04/28/2019**

Merchant	Amount	Transaction Count	Average Transaction
COASTAL DIESEL	8,725.64	100	87.26
ROBLES TIRE RECYCLING	8,690.20	28	310.36
DISCOUNT-TIRE-CO TXC-05	8,587.45	25	343.50
1398 COLUMBIA	8,364.89	11	760.44
SQ G A DOUGLAS	8,047.81	18	447.10
DELTA SPECIALTIES SUPPLY	8,003.32	7	1,143.33
CORPUS CHRISTI FREIGHTLIN	7,884.79	42	187.73
GALVANS PAINT & BODY LLC	7,806.25	5	1,561.25
THE HOME DEPOT 6564	7,324.42	28	261.59
RELIANT ENERGY	7,319.24	48	152.48
CC STAMP WORKS INC	7,213.55	53	136.10
LOWES #01825	7,201.12	73	98.65
GRAYBAR ELECTRIC	7,140.03	40	178.50
IDU INSIGHT PUBLIC SEC	7,006.99	7	1,001.00
A-1 TIRE & AUTO	6,773.66	28	241.92
A & B PLASTICS AND FABRIC	6,733.96	13	518.00
JUST ENERGY	6,685.76	45	148.57
CORPUS CHRISTI SAFE AND L	6,660.80	34	195.91
TOTAL PROTECTION SYSTEMS	6,495.75	18	360.88
UNIVAR USA INC	6,394.24	51	125.38
CBS RENTAL & SUPPLY	6,378.68	34	187.61
PRAXAIR DIST INC 70245	6,356.52	5	1,271.30
FSI CPL RETAIL	6,192.20	45	137.60
BOB BARKER COMPANY INC	6,127.92	18	340.44
PAYPAL ALARMTX	6,066.00	8	758.25
BECK MASTEN COASTAL BEND	6,017.45	19	316.71
C.C. BATTERY COMPANY	5,956.97	41	145.29
OREILLY AUTO #1982	5,950.40	102	58.34
FIVE POINTS AUTO CENTER	5,935.59	29	204.68
A PLUS PLUMBING AND RE	5,899.90	11	536.35
IN RICHLINE TECHNICAL SE	5,829.67	3	1,943.22
BINSWANGER GLASS #100	5,829.36	9	647.71
POSTNET (TX162)	5,797.82	24	241.58
WAUKESHA-PEARCE CORPUS	5,605.51	16	350.34
INTERSTATE BATTERIES	5,571.12	28	198.97
GOODYEAR TIRE #4739	5,448.03	19	286.74
PITNEY BOWES PI	5,444.54	11	494.96
WALGREENS #4424	5,427.08	19	285.64
ACADEMY SPORTS #29	5,351.31	12	445.94
ANNAVILLE MUFFLER & AU	5,236.29	27	193.94
IN LONE STAR PRODUCTS &	5,215.66	4	1,303.92
CORPUS CHRISTI ELECTRIC	5,214.90	24	217.29

**Nueces County
Transaction Totals by Vendor YTD
For the 7 months ending 04/28/2019**

Merchant	Amount	Transaction Count	Average Transaction
PAW ALL FAITH CREMATION	5,123.73	5	1,024.75
PMI ROBSTOWN	5,058.02	22	229.91
SQ ORLANDO DOMINGUEZ	5,035.00	1	5,035.00
IN R & R PETRO SERVICES	5,034.47	8	629.31
AMZN MKTP US MB2UF7430	5,028.50	1	5,028.50
OMNI AUSTIN SOUTHPARK	4,866.72	6	811.12
FASCLAMPITT CORPUS CHRIST	4,859.93	24	202.50
THE HOME DEPOT 6584	4,858.41	32	151.83
ZORO TOOLS INC	4,750.40	20	237.52
S. TEXAS ALL BATTERY	4,688.59	11	426.24
TEXAS ASSOCIATION OF C	4,685.00	20	234.25
ELSAG NORTH AMERICA	4,663.20	2	2,331.60
HOSE OF SOUTH TEXAS	4,623.51	58	79.72
CORPUS CHRISTI FORD	4,516.88	32	141.15
NUECES ELECTRIC COOP	4,483.36	25	179.33
THE PAIGE COMPANY CONT	4,371.50	6	728.58
SQ AUTO WORKS UNLI	4,320.50	14	308.61
HOLIDAY INN	4,265.82	17	250.93
SHEINBERG TOOL CO INC	4,265.59	19	224.50
SCOTT ELECTRIC COMPANY	4,248.26	5	849.65
ROMCO EQUIPMENT 013	4,209.65	5	841.93
HOLIDAY INN EXPRESS	4,163.35	17	244.90
CORPUS CHRISTI FUNERAL	4,092.50	4	1,023.13
STREAM ENERGY/EZ-PAY	4,052.49	42	96.49
SCHINDLER ELEVATOR CORP	4,050.80	5	810.16
OFFICE DEPOT #1127	4,037.22	41	98.47
TASER INTERNATIONAL	3,924.00	3	1,308.00
MOMAR INC	3,897.02	10	389.70
BIG JOES TIRE & AUTO	3,881.21	5	776.24
THC VIRTUAL AUSTIN	3,850.00	3	1,283.33
GRAINGER	3,844.43	32	120.14
ALTEX COMPUTER AND ELECTR	3,827.04	35	109.34
TRACTOR SUPPLY #333	3,750.23	32	117.19
FERGUSON ENT # 116	3,675.17	29	126.73
DLT SOLUTIONS 703-773-	3,644.70	1	3,644.70
ON SITE DECALS	3,642.95	6	607.16
JOHNSTONE SPLY AT CORPUS	3,560.27	29	122.77
SHEINBERG TOOL CO. INC.	3,557.13	27	131.75
EWALD KUBOTA - CORPUS CHR	3,518.63	26	135.33
CC DISTRIBUTORS	3,512.61	32	109.77
SAN LUIS GALVESTON HOT	3,495.59	17	205.62
CARS 4 CREDIT	3,469.09	7	495.58

**Nueces County
Transaction Totals by Vendor YTD
For the 7 months ending 04/28/2019**

Merchant	Amount	Transaction Count	Average Transaction
ZEBRATECHNOLOGIES INTL	3,382.80	4	845.70
EMBASSY SUITES BY HILTON	3,277.72	3	1,092.57
FAMILY COUNSELING SERVICE	3,270.00	1	3,270.00
NSC NORTHERN SAFETY CO	3,247.00	12	270.58
WOODY'S TRUCK CENTER	3,206.76	55	58.30
SQ CARS 4 CREDIT	3,127.58	2	1,563.79
PROFIRE PROTECTION INC.	3,094.50	10	309.45
CORPUS AUTO SERVICE	3,041.06	2	1,520.53
MORGAN STREET DENTAL CE	3,014.00	12	251.17
STERLING HEALTHCARE OPCO	2,991.00	2	1,495.50
WM SUPERCENTER #470	2,988.70	17	175.81
MAACO	2,984.40	2	1,492.20
INDUSTRIAL FABRICATORS OF	2,960.25	4	740.06
STANLEY STEEMERCORCHR	2,940.95	6	490.16
ERGON ASPHLT & EMULSIONS	2,916.12	3	972.04
SQ TOTAL PROTECTIO	2,890.00	10	289.00
HOT ROD RUDYS	2,885.54	12	240.46
AN COLLISION CORPUS	2,815.20	2	1,407.60
WAL-MART #1494	2,801.73	39	71.84
AMIGO ENERGY	2,796.28	22	127.10
COOPERS COLLISION CENTER	2,778.78	1	2,778.78
DEL-AIR CO INC	2,775.72	2	1,387.86
IN TROYS FENCE	2,775.00	4	693.75
AMBIT TEXAS LLC	2,773.69	26	106.68
D & C FENCE CO. INC	2,765.00	3	921.67
TEXAS THRONE LLC	2,750.00	6	458.33
VISTA.COM	2,750.00	1	2,750.00
WORTH HYDROCHEM OF CORPUS	2,750.00	3	916.67
EMBASSY SUITES SAN MR	2,708.09	8	338.51
ENVIROTEST LLC	2,686.00	2	1,343.00
AN CHEVROLET N CORPUS	2,682.68	16	167.67
FASTSERV SUPPLY CORPUS	2,590.35	28	92.51
IN ACADEMIC CHURCH & CHO	2,575.00	8	321.88
COASTAL A.D.S INC.	2,537.22	16	158.58
SQ SUAREZ PAINTING	2,525.00	2	1,262.50
DTV DIRECTV SERVICE	2,523.97	19	132.84
GOODYEAR A.S.C. #4738	2,517.85	10	251.79
NETWORKTIGERS INC	2,456.95	3	818.98
SQ X RAY ON WHEELS	2,430.00	2	1,215.00
INTAB LLC	2,428.38	2	1,214.19
ARC SERVICES/TRAINING	2,427.00	18	134.83
THOMSON WEST TCD	2,396.00	6	399.33

**Nueces County
Transaction Totals by Vendor YTD
For the 7 months ending 04/28/2019**

Merchant	Amount	Transaction Count	Average Transaction
FIRETROL PROTECTION SYSTE	2,375.82	6	395.97
FSI FIRST CHOICE POWER	2,336.50	19	122.97
COMPLETE DIESEL REPAIR	2,324.34	8	290.54
USPS PO 4820200410	2,303.32	43	53.57
ADVANCE AUTO PARTS #3344	2,299.70	63	36.50
AIRGAS CENTRAL	2,292.76	15	152.85
MID COAST ELECTRIC SUPPLY	2,286.71	7	326.67
FREDPRYOR CAREERTRACK	2,285.00	3	761.67
8X8 INC. 888-898-8733	2,273.41	8	284.18
THE HOME DEPOT 526	2,263.46	11	205.77
WM SUPERCENTER #1494	2,253.77	30	75.13
UNITEDSCOPE	2,216.97	1	2,216.97
CELEBRATE EXCELLENCE	2,212.50	1	2,212.50
MUNIZ ELECTRICAL AND COOL	2,205.80	4	551.45
TRUCKERS EQUIPMENT	2,196.86	15	146.46
HEB #184	2,168.70	2	1,084.35
DISCOUNT TIRE TXC 12	2,167.33	4	541.83
ISLAND TIRE AND AUTOMOTIV	2,152.06	36	59.78
BETA TECHNOLOGY INC	2,146.50	3	715.50
KOETTER FIRE CORPUS	2,143.51	3	714.50
OREILLY AUTO #0635	2,112.13	64	33.00
FAST FLEET SERVICES	2,107.97	2	1,053.99
PYL MYAN MANAGEMENT	2,095.66	2	1,047.83
EXXONMOBIL 45362076	2,091.97	4	522.99
THERANEST ANNUAL SUB	2,080.00	1	2,080.00
DIGICERT INC	2,079.00	2	1,039.50
NORTHERN TOOL + EQUIP	2,027.96	3	675.99
ZARSKY LUMBER-PORT A	2,024.32	20	101.22
THE HOME DEPOT #0526	2,012.85	35	57.51
SQ MAYORGA AUTOMOT	2,005.27	1	2,005.27
SILSBEE FORD	2,001.00	4	500.25
FRANK TINGL	1,999.00	1	1,999.00
LONG BEACH HILTON	1,996.40	2	998.20
BEST BUY 00002352	1,989.80	13	153.06
C&S PLATING & BUMPER RECY	1,975.72	3	658.57
HYATT REGENCY AUSTIN	1,965.29	5	393.06
FASCLAMPITT CC	1,959.38	17	115.26
AG PRO TAFT 010102	1,957.51	5	391.50
CRITTER CONTROL SOUTH TX	1,949.00	1	1,949.00
GRAYBAR ELECTRIC COMPANY	1,948.28	3	649.43
WILBUR ELLIS TAFT	1,942.50	6	323.75
ROMCO EQUIPMENT 003	1,939.52	1	1,939.52

**Nueces County
Transaction Totals by Vendor YTD
For the 7 months ending 04/28/2019**

Merchant	Amount	Transaction Count	Average Transaction
HOTELS.COM153722335605	1,929.87	1	1,929.87
IN SOUTH TEXAS RESTAURAN	1,912.26	3	637.42
ZIEBART TX-70	1,896.00	2	948.00
XOOM ENERGY TEXAS	1,881.66	16	117.60
SPRING PLUMBING CONSTRUCT	1,866.54	2	933.27
GT DISTRIBUTORS INC	1,861.57	1	1,861.57
AMAZON.COM MT1QN1400	1,835.19	1	1,835.19
ADI-AU	1,800.97	1	1,800.97
ADAMSMETALDETECTORS	1,800.00	1	1,800.00
IN CUBIT CONTRACTING LLC	1,800.00	1	1,800.00
ATLAS PHONES.COM	1,792.35	3	597.45
FACILITY SOLUTIONS GROUP	1,785.73	3	595.24
DSI DIST CORP	1,750.00	1	1,750.00
ARROW DISPLAY SIGNS INC.	1,700.00	1	1,700.00
ED BURKES AUTO	1,687.00	8	210.88
CERTIFIED LABORATORIES	1,683.65	3	561.22
THERANEST WILEY M	1,678.63	8	209.83
IN J&B PAVELKA INC.	1,672.63	3	557.54
SQ GOSQ.COM TIMOTH	1,650.00	3	550.00
TEXAN GLASS - SOUTH INC	1,650.00	7	235.71
EWING IRRIGATION PRD 146	1,648.07	2	824.04
NATIONAL SAFETY COUNCIL	1,642.30	5	328.46
HELENA CHEM CO 25041	1,639.80	5	327.96
BROOKS TIRE INC	1,626.30	17	95.66
MARRIOTT WOODLANDS	1,623.33	3	541.11
ROMCO EQUIPMENT 004	1,619.77	2	809.89
EMBCC	1,613.60	2	806.80
TRACTOR SUPPLY CO #1907	1,605.28	15	107.02
AMZN MKTP US	1,578.43	11	143.49
H-E-B #462	1,577.87	12	131.49
OFFICE DEPOT #468	1,547.34	13	119.03
GOVERNMENT FINANCE OFFIC	1,545.00	3	515.00
W WHITE AIR CONDITIONING	1,545.00	1	1,545.00
HYATT HOUSE AUSTIN/DOW	1,528.45	5	305.69
HOLIDAY INN EXPRESS & SU	1,525.90	12	127.16
INNOVATIVE SIGN LLC	1,521.15	3	507.05
OREILLY AUTO #0711	1,514.42	11	137.67
AMMOMAN COM 856-767-3877	1,503.00	1	1,503.00
DMI DELL HIGHER EDUC	1,502.91	4	375.73
SHRM ANNUAL700078670	1,490.00	1	1,490.00
VIP CAR WASH AND LUBE NW	1,459.90	24	60.83
KIMBALL MIDWEST	1,451.85	6	241.98

**Nueces County
Transaction Totals by Vendor YTD
For the 7 months ending 04/28/2019**

Merchant	Amount	Transaction Count	Average Transaction
IMPACT RECOVERY SYSTEMS	1,445.11	1	1,445.11
TCEQ EPAYMENT	1,445.00	2	722.50
EVINS GLASS SERVICE IN	1,435.34	5	287.07
SYMBOL ARTS WEB	1,422.75	5	284.55
WAL-MART #0464	1,415.20	14	101.09
SAMES FORD LINCOLN	1,403.01	14	100.22
CCAC INC.	1,399.00	1	1,399.00
HI SAN ANTONIO RIVERWALK	1,398.93	3	466.31
APL ITUNES.COM/BILL	1,398.44	58	24.11
SUPERION LLC	1,398.00	1	1,398.00
IMPERIAL TRIM SHOP	1,385.00	4	346.25
24 HR SAFETY-CORPUS CH	1,366.81	3	455.60
NUECES CO TX-TAC-MOTOR	1,366.75	31	44.09
VIP CAR WASH & SUPER	1,364.70	7	194.96
SAMSClub #8267	1,357.02	12	113.09
DISCOUNT AUTO 2	1,357.01	7	193.86
SR PARTS GLOBAL SOLUTION	1,353.00	6	225.50
GUARD MASTER FIRE & SAFE	1,340.00	4	335.00
NATIONAL DISTRICT ATTORNE	1,340.00	1	1,340.00
IDENTOGO - TX FINGERPRINT	1,330.21	121	10.99
ZARSKY LUMBER-CORPUS	1,327.09	7	189.58
FRANCO'S GARAGE	1,317.00	5	263.40
WYNDHAM GARDEN RIVER WAL	1,287.51	1	1,287.51
ATT BILL PAYMENT	1,282.32	13	98.64
NUECES POWER EQUIPMENT	1,271.63	3	423.88
CHAPMANS GARAGE DOORS I	1,252.90	3	417.63
USPS PO 4820230409	1,250.00	1	1,250.00
HILTON GARDEN INN	1,231.00	4	307.75
EVEREST WATER & COFFEE	1,230.25	6	205.04
COOPER EQUIPMENT	1,212.93	3	404.31
NNA SERVICES LLC	1,208.00	8	151.00
SQ HERNSON ELECTRIC	1,200.00	1	1,200.00
SQ JUVENILE JUSTICE ASSO	1,200.00	1	1,200.00
TEXAS PUBLIC HEALTH	1,200.00	1	1,200.00
DRI WFILTER ICF 55-USE	1,190.75	1	1,190.75
LOGMEIN GOTOMEETING	1,176.00	8	147.00
ALTEX ELECTRONICS 1061	1,175.28	7	167.90
BOB'S CITY GARAGE	1,172.59	3	390.86
CHARM-TEX	1,169.00	1	1,169.00
SOUTHERN FOLGER DETENTION	1,158.80	1	1,158.80
GALLS	1,154.67	4	288.67
BIRDS RUBBER STAMPS	1,149.50	25	45.98

Nueces County
Transaction Totals by Vendor YTD
For the 7 months ending 04/28/2019

Merchant	Amount	Transaction Count	Average Transaction
4CHANGE ENERGY CHANGE	1,147.62	8	143.45
HUB CITY OVERHEAD DOOR CO	1,125.00	3	375.00
OSO CREEK A H #630	1,120.52	2	560.26
UNITED 0167210179869	1,111.79	1	1,111.79
UNITED 0167210179871	1,111.79	1	1,111.79
GREYHOUND LINES 6855	1,109.60	20	55.48
SOUTHWES 5261488126489	1,103.26	1	1,103.26
3G GRAPHICS	1,098.72	6	183.12
ZAM AUTOMOTIVE	1,096.25	2	548.13
SQ GULF COAST LASE	1,095.00	3	365.00
RAM PRODUCTS LTD.	1,085.28	5	217.06
TAGITM	1,075.00	2	537.50
WESTERN AUTO ACE HARDWAR	1,071.02	20	53.55
HOMES TO SUITES BY HILTON	1,058.00	2	529.00
ENTERPRISE RENT-A-CAR	1,039.09	5	207.82
MARKER 37 LLC	1,033.67	7	147.67
SQ WINDSHIELD EXPR	1,029.00	4	257.25
QDI QUEST DIAGNOSTICS	1,026.23	2	513.12
T C AUTO SERVICE	1,024.80	4	256.20
SANTA FE ANIMAL HOSPITAL	1,024.41	8	128.05
NUECES ELECTRIC COOP RET	1,022.15	7	146.02
POSITIVE PROMOTIONS	1,022.13	1	1,022.13
BEST WESTERN PLUS GEORGTW	1,016.50	11	92.41
INDUSTRIAL COMMUNICATIONS	1,012.11	2	506.06
ENTRUST ENERGY	1,008.41	9	112.05
FLEETPRIDE155	1,006.82	4	251.71
IN DOOR DIRECT	1,000.62	5	200.12
MIDTOWN	1,000.00	2	500.00
DELTA AIR 0062358947586	996.00	1	996.00
H&L DISCOUNT OIL CO	995.39	2	497.70
SMARTSIGN	990.36	3	330.12
ICS JAIL SUPPLIES INC.	990.00	1	990.00
OSS ACADEMY	990.00	21	47.14
PRODUCTIVITY CENTER INC	990.00	3	330.00
IN H & V EQUIPMENT SERVI	985.59	1	985.59
AMERICAN AIR0017210179866	983.60	1	983.60
HEBERT IRRIGATION	980.00	1	980.00
SUPERIOR TRAILER SAL	969.54	7	138.51
ACCO BRANDS DIRECT	969.23	1	969.23
HYATT PLACE AUSTIN DWTN	965.28	1	965.28
NETWORK INNOVATIONS	961.71	1	961.71
IN DRACO FIRE AND SAFETY	961.40	1	961.40

Nueces County
Transaction Totals by Vendor YTD
For the 7 months ending 04/28/2019

Merchant	Amount	Transaction Count	Average Transaction
CORPUS CHRISTI STAMPWORKS	960.90	9	106.77
SOUTHWEST WHEEL CO COR	951.35	14	67.95
MIDAS AUTO CENTER	950.95	3	316.98
ACT ACTIVE EVENTS REG	950.00	1	950.00
ODESSA PUMPS - CORPUS CH	950.00	1	950.00
AMMUNITION DEPOT	949.98	2	474.99
UNION STATION HOTEL	946.68	1	946.68
TEXAS LIBRARY ASSN	936.20	4	234.05
DIESEL ENGINE & INJECTIO	935.31	15	62.35
PAW DEPENDABLE AIRE	935.00	5	187.00
AMERICAN AIR0017210179917	932.60	1	932.60
AMERICAN AIR0017210179918	932.60	1	932.60
BUILDASIGN.COM	927.47	7	132.50
GUARDIAN FUNERAL HOME & C	921.00	1	921.00
AUSTIN TURF	917.49	1	917.49
CARISMA WASH	916.24	9	101.80
AMZN MKTP US MI9HO6RP1	899.98	1	899.98
SAFELITE AUTOGLASS	897.56	4	224.39
SAMS CLUB #8267	897.12	9	99.68
PHAMATECH	897.00	2	448.50
CORNWELL TOOLS	895.95	1	895.95
SQ KAPU FARMS	890.00	2	445.00
GOKEYLESS	889.61	3	296.54
IWS GAS AND SUPPLY OF TX	880.05	7	125.72
ROYAL SONESTA HOTEL NEW O	878.92	1	878.92
ARC CORPUS CHRISTI 15	875.52	7	125.07
SERVPRO OF CORPUS CHRISTI	875.00	1	875.00
SHERATON	874.63	4	218.66
HUSKY TRAILER& PARTS CO	873.78	18	48.54
CLINIC PHARMAC03324522	869.47	1	869.47
STEVE S AUTO SERVICE	867.84	2	433.92
TLO TRANSUNION	867.20	6	144.53
PRO FIRE PROTECTION INC	860.60	5	172.12
HILTON GALVESTON HOTEL	859.71	2	429.86
AMZN MKTP US MT5J608X0	856.75	1	856.75
AMZN MKTP US MW62Y3BS0	854.82	1	854.82
AMZN MKTP US MW2SJ5RE1 AM	847.76	1	847.76
T C AUTO SERVICE INC	843.63	2	421.82
PHONE LADY	842.93	1	842.93
BUSH HYDRAULICS	841.83	9	93.54
STEWART DEAN BEARING COMP	827.28	13	63.64
FOUR POINTS HOTEL	821.10	3	273.70

**Nueces County
Transaction Totals by Vendor YTD
For the 7 months ending 04/28/2019**

Merchant	Amount	Transaction Count	Average Transaction
EDDIES GULF RADIATOR	815.00	2	407.50
YO RANCH RESORT	806.82	3	268.94
DOUBLETREE SUITES ASTN	805.68	3	268.56
AMERLIBASSOC ECOMMERCE	804.00	2	402.00
SR PARTS INC	796.91	5	159.38
MNI DIESEL INC.	796.50	2	398.25
NUECES FARM CENTER INC	795.00	1	795.00
JOHN W HOCK CO	792.67	3	264.22
PRAXAIR DIST INC OAM	790.28	7	112.90
SUMMIT ELECTRIC SUPPLY	789.01	2	394.51
PAYPAL AUTOCUSTOMS	784.69	1	784.69
KMSCO INC	782.00	1	782.00
LA COSTA DENTAL OF A	782.00	3	260.67
MARRIOTT S ANTONIO RVR	774.21	1	774.21
DIAMOND B TRACTORS AND EQ	765.33	4	191.33
DOUBLETREE AUSTIN	765.16	2	382.58
VULCAN INC	765.00	2	382.50
FIRESTONE678775	761.02	2	380.51
CC PLUMBING	755.06	7	107.87
AMER ASSOC NOTARIESWE	752.41	7	107.49
GULF COAST NUT & BOLT SUP	749.49	9	83.28
DIAMOND MOWERS INC	749.11	2	374.56
MCCOYS #17	749.02	17	44.06
H-E-B #643	743.83	5	148.77
CDW GOVT #QKX3876	742.14	1	742.14
AP GAS & ELECTRIC TX	739.82	5	147.96
AMZN MKTP US MW29G5QN1 AM	739.47	1	739.47
SHERATON DALLAS	738.92	1	738.92
OREILLY AUTO #1687	723.51	9	80.39
FIESTA RIVERWALK HOTEL	715.13	1	715.13
CVS/PHARMACY #06989	706.46	6	117.74
PAYPAL TRIPADVISOR	705.56	2	352.78
PLLC - CORPUS PSYCHO	703.95	2	351.98
LA QUINTA INNS 0501	703.00	1	703.00
CREAGER TIRE AND BATTERY	700.70	41	17.09
DNH GODADDY.COM	696.30	2	348.15
WM SUPERCENTER #464	694.86	13	53.45
AMAZON.COM	693.41	4	173.35
COURTYARD BY MARRIOTT	690.24	3	230.08
CORPUS CHRISTI LOCK DOC L	689.46	6	114.91
DOGGETT HM SERVICES	682.89	4	170.72
HALFMOON EDUCATION	682.00	5	136.40

Nueces County
Transaction Totals by Vendor YTD
For the 7 months ending 04/28/2019

Merchant	Amount	Transaction Count	Average Transaction
HILTON HOTEL AUSTIN	677.71	3	225.90
BESTBUYCOM528	675.96	2	337.98
BESTBUYCOM297	675.95	3	225.32
MEETING REGISTRATIO	675.00	2	337.50
FLEET MANAGEMENT SOLUTNS	672.00	7	96.00
HOMEDEPOT.COM	670.83	6	111.81
SPRINGHILL SUITES	668.75	4	167.19
HILTON AUSTIN AIRPOR	662.80	3	220.93
VOLVO TRUCKS OF TEXAS	661.79	3	220.60
WAL-MART #0470	658.49	13	50.65
USR-ELECTRIC BILL	650.30	7	92.90
RUBBERCYCLE LLC	649.00	1	649.00
EL CENTRO LANDFILL	640.25	7	91.46
SQ BUTLER SERVICE	635.34	1	635.34
X-GRAIN/HERO247	630.00	1	630.00
AMZN MKTP US MI43U36K0	629.00	1	629.00
PRINTING DYNAMICS	625.00	2	312.50
SIGN SOLUTIONS	623.00	2	311.50
HARBOR FREIGHT TOOLS 71	621.85	5	124.37
TRIEAGLE ENERGY LP	620.66	4	155.17
WWW.NEWEGG.COM	611.93	3	203.98
DATALUX CORP	605.29	2	302.65
DEL MAR COLLEGE CASHIERS	600.00	10	60.00
PAYPAL TXURBANCOS	600.00	1	600.00
TEXAS FLOODPLAIN MANAGEME	600.00	4	150.00
CBT NUGGETS	599.00	1	599.00
GULF COAST GRAPHICS	595.95	6	99.33
AMERICAN SHORE & BEAC	595.00	3	198.33
TOWNEPLACE SUITES BY M	594.55	2	297.28
WALKERINDUSTRIALCOM	592.00	1	592.00
CITY OF BISHOP UTILITIES	588.54	7	84.08
HOBBY-LOBBY #0116	586.68	6	97.78
R&R AWARDS	577.96	2	288.98
SQ AFTER HOURS AUT	575.00	4	143.75
TAMPERPROOF SCREW CO.INC	574.49	2	287.25
HOELSCHER ELECTRIC CO.	572.21	2	286.11
PP SOUTHTXSHOPEQUIPMEN	570.00	1	570.00
UNITED 0162428136132	560.60	1	560.60
HAMPTON INN VICTORIA	559.21	3	186.40
A WAVELL FLAGPOLE	558.00	2	279.00
AMERICAN AIR0017338352380	556.60	1	556.60
IN PRECISION ENGINEERED	556.46	3	185.49

**Nueces County
Transaction Totals by Vendor YTD
For the 7 months ending 04/28/2019**

Merchant	Amount	Transaction Count	Average Transaction
FSGI CORPUS LIGHTING	555.55	2	277.78
TTI REGISTRATIONS	550.00	2	275.00
WPY JUVENILE LAW SECTION	550.00	2	275.00
ZACHRY PUBLICATIONS	547.50	3	182.50
EVIDENT INC	544.95	1	544.95
RAWS CORP	543.63	4	135.91
MOODY GARDENS HOTEL	541.65	2	270.83
CARROT TOP INDUSTRIES INC	540.07	4	135.02
SQ GWS BUSINESS	540.00	1	540.00
FSI DIRECT ENERGY	539.93	4	134.98
CKE ROD N ROLL S T 324	539.91	2	269.96
CAMBRIA HOTEL AND SUITES	536.32	1	536.32
SAFETY KLEEN CORP	536.27	1	536.27
PRECISE KIT PROMOTIONS	534.39	1	534.39
AMERICAN DETAIL SUPPLY	529.30	4	132.33
A & R SEPTIC SERVICES L.L	525.00	1	525.00
EMAT	525.00	3	175.00
AUSTIN EMBASSY SUITES	521.13	3	173.71
NATIONAL SHERIFFS ASSN	520.00	2	260.00
ULTIMATE SIGNS AND GRAPHI	520.00	3	173.33
ADOBE CREATIVE CLOUD	519.54	3	173.18
TEXAS A&M HOTEL & CONFER	513.97	3	171.32
DEALERS ELECTRICAL #40	513.06	2	256.53
USPS PO 4820210418	511.26	10	51.13
PETCO 1425 63514251	506.88	7	72.41
GULF COAST MARINE INC.	503.64	1	503.64
UNIVERSITY HOTEL SHSU	502.60	1	502.60
HAMPTON INNS	501.40	2	250.70
NCS GED EXAM	500.00	11	45.45
TAMUK MARKETPLACE	500.00	1	500.00
YOURMEMBER-CAREERS	499.00	1	499.00
A TO Z CHEMICAL SUPPLY	496.10	1	496.10
CLEARLAWINSTITUTE.CO	495.00	4	123.75
IN TXFACT LLC	495.00	1	495.00
PAYPAL ACCOUNTWARE	495.00	1	495.00
ETT DOLPHINSLANDINGRENT	493.16	1	493.16
PAYPAL TEXASVICTIM	490.00	2	245.00
UNITED 0162437216521	490.00	1	490.00
UNITED 0162437216522	490.00	1	490.00
UNITED 0162437216523	490.00	1	490.00
UNITED 0162437216524	490.00	1	490.00
GRANDE COMMUNICATIONS	488.29	6	81.38

**Nueces County
Transaction Totals by Vendor YTD
For the 7 months ending 04/28/2019**

Merchant	Amount	Transaction Count	Average Transaction
GULF COAST REPAIR	485.90	2	242.95
AMZN MKTP US MW9QV01H2	481.41	1	481.41
LA QUINTA INNS 0907	480.70	1	480.70
JEANS RESTAURANT SUPPLY	477.48	3	159.16
CONF CRIME AGNST WOMEN	475.00	1	475.00
AMERICAN AIR0012308053365	470.60	1	470.60
APOLLO TOWING EASY RIDER	465.00	4	116.25
FAIRMONT AUSTIN	464.25	1	464.25
SQ MILDRED ANN GUZ	460.28	1	460.28
TEXAS EXCELLENCE DETAIL	460.00	23	20.00
IN CORPORATE WAREHOUSE S	459.85	1	459.85
FOURPAIR.COM	455.70	1	455.70
PETTYS ELECTRONICS	455.00	2	227.50
ASTROMATIC CAR WAS	450.00	6	75.00
HAAS MATERIALS	450.00	2	225.00
PAYPAL CITIESUNLIM	450.00	1	450.00
PDQCOM	450.00	1	450.00
TEXAS ACADEMY OF ANIMAL C	450.00	1	450.00
NPC NEW PIG CORP	448.44	2	224.22
CANDLEWOOD SUITES GTNGT	447.48	1	447.48
JW MARRIOTT AUSTIN	445.72	1	445.72
V247 POWER CORPORATION	445.52	4	111.38
STATE BAR TX-CLE WEB	445.00	1	445.00
THE SHARP SHOOTER	444.96	13	34.23
ALPHACARD	444.00	1	444.00
ED HICKS IMPORTS MERCEDES	441.33	1	441.33
BLUE RIDGE SOLUTIONS L	438.80	1	438.80
HOLIDAY INN EXPRESS STEP	438.44	2	219.22
NORTHERN HYDRAULICS	438.18	1	438.18
AMERICAN PAYROLL ASSOC	438.00	2	219.00
AMZN MKTP US MW8C65ZB0	437.97	1	437.97
BJ S FAMOUS UNIFORMS	437.01	6	72.84
EVEREST WATER COFFEE	436.16	9	48.46
WINGATE BY WYNDHAM	435.00	1	435.00
AIR AND FILTERS 2	433.25	2	216.63
JM SUPPLY CO	432.80	1	432.80
OFFICE DEPOT #70	431.75	7	61.68
CARISMA WASH LUBE AND DE	431.30	4	107.83
FAIRWAY SUPPLY INC	430.00	1	430.00
PEAVEY CORP.	430.00	1	430.00
HFT HARBOR FRGHT TOOLS	429.04	1	429.04
AMZN MKTP US M80DA1NU0	428.28	1	428.28

Nueces County
Transaction Totals by Vendor YTD
For the 7 months ending 04/28/2019

Merchant	Amount	Transaction Count	Average Transaction
THE CHICKEN SHACK	420.00	1	420.00
WAL-MART #0490	418.60	9	46.51
TAMUCC CAREER SERVICES	415.00	2	207.50
SQ CAMSEC+	414.98	1	414.98
SQ CORPUS CHRISTI	412.50	3	137.50
KIKOS MEXICAN FOOD	412.33	4	103.08
SAFETYSIGN.COM	410.42	2	205.21
HOUSTON FREIGHTLINER ACCO	408.60	1	408.60
PP JOHNNY COOL REFIG	406.50	2	203.25
CC DISPOSAL SERVICE	405.35	5	81.07
IN CORPUS CHRISTI BAR AS	405.00	3	135.00
PMI - CERTIFICATION	405.00	1	405.00
CHAMPION CHEVY_CADILLA	401.40	4	100.35
PETROLEUM SOLUTIONS INC	401.22	1	401.22
IN AFFORDABLE GLASS	400.00	1	400.00
STAINLESS STEEL PRODUCTS	400.00	2	200.00
TDEM EMERGENCY MANAGEMENT	400.00	2	200.00
USPS PO 4808000343	400.00	3	133.33
DISCOUNT-TIRE-CO TXC-01	396.00	2	198.00
SQ TEXAS SIGN EXPR	395.00	2	197.50
NICKLESS SCHIRMER AND CO	392.85	1	392.85
CARROT TOP INDUSTRIES	392.43	3	130.81
COLUMBIA BOOKS INC	390.78	1	390.78
CDW GOVT #1122-5211	390.53	1	390.53
WPY CHILD PROTECTION	390.00	1	390.00
AMZN MKTP US MB97R0HD1	389.94	1	389.94
TLC COMPLETE CARE MIDTOWN	389.00	1	389.00
BELL FENCE OF CORPUS CHR	384.67	6	64.11
SMK SURVEYMONKEY.COM	384.00	1	384.00
HEB #462	382.10	1	382.10
SOUTHWES 5262448458704	381.00	1	381.00
NICHOLS GUNS	380.50	6	63.42
STALKER RADAR	379.00	1	379.00
SAMES KINGSVILLE FORD	378.80	1	378.80
HILTON ADVPURCH8002367113	378.43	2	189.22
STAPLES TIRE & AUTOMOTIVE	376.43	3	125.48
OIL PATCH PETROLEUM INC	375.46	10	37.55
VARIDESK	375.00	1	375.00
OREILLY AUTO #0445	373.27	10	37.33
4TE GEXA ENERGY	371.50	3	123.83
DSHS REGULATORY PR	371.00	1	371.00
HOME2 SUITES	370.85	2	185.43

**Nueces County
Transaction Totals by Vendor YTD
For the 7 months ending 04/28/2019**

Merchant	Amount	Transaction Count	Average Transaction
BESTBUYCOM031	368.07	1	368.07
SOUTHWESTAIR5262414075823	365.60	1	365.60
HAMPTON INN AND SUITES NA	365.54	1	365.54
AMERICAN AIR0012315390233	365.40	1	365.40
BATTERYDEALSUS	363.27	2	181.64
BEST WESTERN LAMESA	359.62	2	179.81
IXL LEARNING	359.00	1	359.00
SKILLPATH / NATIONAL	358.00	1	358.00
SQ SOUTH TEXAS SMALL ENG	357.11	6	59.52
KENNEDY WIRE ROPE AND	357.03	2	178.52
BOB BROOKS COMPUTER SA	356.75	1	356.75
HOTELS.COM157885008759	355.35	1	355.35
IN ARTISTIC BRONZE INC.	355.00	1	355.00
PERRY'S COASTAL CONCEPT	350.00	1	350.00
TURF AND IRRIGATION HARDW	349.59	3	116.53
AMERICAN RED CROSS	346.55	3	115.52
AMZN MKTP US MB1DT9JT0	344.62	1	344.62
W HOTELS	343.32	3	114.44
SQ SOUTH TEXAS SOC	340.00	1	340.00
CDW GOVT #RQM1218	337.35	1	337.35
NENNO PRODUCTS LLC	336.91	1	336.91
MSFT E08007X1CU	336.00	1	336.00
NOTARIES.COM	335.85	3	111.95
EMBASSY STES AUSTIN	335.80	1	335.80
FEDERAL IRON AND METAL IN	333.63	1	333.63
GATEWAY PRINTING & OFFIC	331.68	7	47.38
OPEN DOOR DISCOUNT REMOTE	330.00	1	330.00
BRAND APPLIANCE AND MICRO	329.00	2	164.50
PAYPAL TXGANGINV	325.00	1	325.00
POLICEONE	325.00	1	325.00
TEXAS DIESEL SPECIALIST	324.50	1	324.50
BESTBUYCOM805577353219	321.96	3	107.32
JAMES MATHIS EXXON	320.16	1	320.16
AMER LIB ASSOC-CAREER	320.00	1	320.00
ASFPM	320.00	2	160.00
CROWNE PLAZA HOTEL AUSTI	319.70	3	106.57
PROMOTIONS NOW	315.21	1	315.21
NXKEM USA LLC	311.82	1	311.82
AMZN MKTP US MI7Z95PG2	307.90	1	307.90
TCOLE EVENT REG IN	307.26	2	153.63
WGM@WYNDHAM-HOUSTON.CO	306.77	1	306.77
WM SUPERCENTER #490	304.81	5	60.96

Nueces County
Transaction Totals by Vendor YTD
For the 7 months ending 04/28/2019

Merchant	Amount	Transaction Count	Average Transaction
SQ CZECH-MEX BAKERY & CA	302.97	3	100.99
NTB #465	302.80	1	302.80
ALARM SECURITY & CONT.	300.00	1	300.00
JANET PENA OD	300.00	3	100.00
PAYPAL AMSERVICESC	300.00	1	300.00
PURCHASED FROM APPA	300.00	1	300.00
TAMUC ACADEMICS	300.00	3	100.00
HOTELS.COM157847172386	297.84	1	297.84
AIRBNB HMAFTFF2DA	297.81	2	148.91
BUY DOOR HARDWARE NOW	297.00	1	297.00
WWW.RESERVATIONS.COM	294.38	2	147.19
LOWES #01763	292.90	3	97.63
SIMPLEXGRINNELL	292.00	1	292.00
CHEWY.COM	290.77	6	48.46
SWIFT SOLUTIONS	290.00	1	290.00
AMZN MKTP US MI59D5IB0	288.20	1	288.20
AMZN MKTP US MW86J5XX0	288.20	1	288.20
MINIT MAN #3	286.63	3	95.54
SOUTHWES 5262439423812	286.00	1	286.00
SOUTHWES 5262439423815	286.00	1	286.00
HOTELS.COM158180443389	283.48	1	283.48
RESIDENCE INN HOUSTON	283.14	4	70.79
AMAZON.COM MI2GQ1P71	281.13	1	281.13
DOUBLETREE HOTELS	281.02	2	140.51
AMERICAN LAW ENFORCEMENT	280.00	1	280.00
AXON POWER	279.16	2	139.58
VALLEY PUMPS INC.	278.22	2	139.11
GRAND HYATT SAN ANTONIO	277.07	2	138.54
ADVANCE AUTO PARTS #8079	274.13	4	68.53
IN PROTEX RESTAURANT SER	272.99	1	272.99
ROADSIDE INC	270.19	2	135.10
BURNER COMBUSTION SYSTEM	270.14	1	270.14
ALICE ECHO NEWS JOURNAL	269.50	2	134.75
FAIRFIELD INN & SUITES	269.36	1	269.36
CC DISPOSAL SERVIC	268.17	3	89.39
WRIGHT MATERIALS INC ROBS	267.20	4	66.80
FLEETPRIDE 155	267.03	2	133.52
SQ BLG DELI / SCHL	265.54	3	88.51
CROWNE PLAZA DALLAS MARK	265.10	2	132.55
VALLEN-BELMONT	264.96	1	264.96
TXEFILE 032358384-0	263.40	2	131.70
ROSE SALES CO	258.28	1	258.28

Nueces County
Transaction Totals by Vendor YTD
For the 7 months ending 04/28/2019

Merchant	Amount	Transaction Count	Average Transaction
360 TRAINING(ECOMMERCE	255.00	1	255.00
PAYPAL SOUTHEASTTE	255.00	1	255.00
CITY OF CC AIRPORT	254.50	11	23.14
QUIK PRINT	254.24	2	127.12
AMZN MKTP US MT46O8GF0	253.59	1	253.59
THE SAFEGUARD SYSTEM INC	253.50	2	126.75
PORT ARANSAS HARDWARE	253.28	7	36.18
EXPEDIA 7385031337782	251.58	1	251.58
CULLIGAN/ULTRAPURE WAT	250.90	8	31.36
IN EDMOND'S COASTAL PLUM	250.00	1	250.00
SHORELINE PLUMBING	250.00	1	250.00
CDW GOVT #QHK7276	249.57	1	249.57
VALLEN DISTRIBUTION EO	249.35	1	249.35
TX DEPT AGRICULTUR	247.44	4	61.86
ROTO-ROOTER PLUMBERS ST -	244.00	1	244.00
OREILLY AUTO #0448	243.93	3	81.31
PETSMART # 0196	240.38	2	120.19
LARSON PLUMBING & UTILITY	240.00	1	240.00
CEECO	239.62	1	239.62
RR BRINK LOCKING SYSTEMS	238.62	1	238.62
UNIFORMS AND ACCESSORIES	237.75	1	237.75
IN INTEGRITY COMMUNICATI	237.50	2	118.75
BEST WESTERN LAGRANGE IN	235.86	1	235.86
2019 ENVIRONMENTAL TRA	235.00	1	235.00
MARCO ELECTRONICS	234.97	1	234.97
SUTHERLANDS 3210	230.25	2	115.13
GPOWER	229.78	2	114.89
ASHRAE	229.00	1	229.00
A-1 PLUMBING & COMPANY	225.00	1	225.00
SHSU WEB PAY	225.00	1	225.00
AMZN MKTP US M26U64YY1	223.95	1	223.95
SQ BAY AREA TIME	223.60	5	44.72
SQ ISLAND MOON MON	220.00	1	220.00
PRICELINE RENTAL CAR	218.20	1	218.20
ACTION TARGETS	216.35	2	108.18
SQ SOUTH TX OVERHE	215.00	1	215.00
HOLIDAY INN HOTEL	214.70	2	107.35
HAMPTON INN AUSTIN	213.00	1	213.00
SPRINGHILL SUITES BY M	211.86	1	211.86
LA BORDE HOUSE HOTEL	210.00	1	210.00
SQ RIGOS RADIATOR	210.00	1	210.00
WEST MARINE #1308	209.93	3	69.98

**Nueces County
Transaction Totals by Vendor YTD
For the 7 months ending 04/28/2019**

Merchant	Amount	Transaction Count	Average Transaction
AMZN MKTP US MI7G18IC0	207.99	1	207.99
CITY OF AGUA DULCE	207.86	3	69.29
MARKER 37 MARINA	206.22	3	68.74
XTREME SAFETY INDUSTRIAL	206.00	2	103.00
CARISMA WASH LUBE & DETA	205.46	2	102.73
QUALITY INN & SUITES	205.35	1	205.35
RUBEN'S FLEET SERVICE	205.30	4	51.33
ACFE	205.00	1	205.00
BJ'S FAMOUS UNIFORMS	204.17	4	51.04
WALMART.COM 8009666546	203.86	3	67.95
THE FLAG COMPANY	202.87	1	202.87
COTTONWOOD SOFTWARE	200.00	2	100.00
SMARTLINK	199.95	1	199.95
CDW GOVT #RKN2484	198.52	1	198.52
AWL PEARSON EDUCATION	198.06	3	66.02
HORSESHOE BAY FRONT DESK	197.16	2	98.58
SIGN XPRESS	196.81	2	98.41
ADOBE ACROPRO SUBS	194.72	1	194.72
FLANAGAN'S MUFFLER SHOP	194.00	2	97.00
TIPSCO	192.00	2	96.00
GALVAN TOWING	190.00	2	95.00
INTERNATIONAL ASSOCIATION	190.00	1	190.00
SP WILDSEED FARMS	188.00	1	188.00
STAMP CONNECTION	188.00	2	94.00
WRISTBAND.COM	188.00	1	188.00
LIND ELECTRONICS	186.58	2	93.29
OREILLY AUTO #0712	186.13	2	93.07
CORE & MAIN LP S 2	186.00	1	186.00
FEDEX 30671617	185.28	1	185.28
UNITED CORPUS CHRISTI CHA	185.00	2	92.50
PAYPAL OPENDOORLLC	182.95	1	182.95
EXXONMOBIL 45362159	178.17	3	59.39
FASTSIGNS	177.12	1	177.12
KELTONS TRUCK PARTS INC	176.90	3	58.97
AUTOZONE #1335	176.19	1	176.19
LA QUINTA INNS 0567	176.10	1	176.10
MODERN PHARMACY	175.82	1	175.82
AMAZON.COM MT65W0LJ0	175.23	1	175.23
BOUNCE ENERGY INC	175.00	1	175.00
TEXAS GUARDIANSHIP ASSOC	175.00	1	175.00
SECCO INC	171.40	3	57.13
JASON'S DELI #616	170.91	1	170.91

**Nueces County
Transaction Totals by Vendor YTD
For the 7 months ending 04/28/2019**

Merchant	Amount	Transaction Count	Average Transaction
EB APA TX SOUTHMOST S	170.00	2	85.00
AMZN MKTP US MI13Y6YE1	169.99	1	169.99
AN BUICK GMC CORPUS CH	169.34	2	84.67
CBI COREL	169.00	1	169.00
NIKOS STEAK HOUSE	169.00	1	169.00
BOOTS N BRITCHES	168.95	2	84.48
TEXAS FLAME STEAKHOUSE	168.55	1	168.55
RICHMOND PAPER & INK	163.13	1	163.13
AMZN MKTP US MT6NW0OR2	161.48	1	161.48
SQ ABSOLUTE WRECKER & ST	160.00	2	80.00
BESTBUYCOM805591531916	159.99	1	159.99
AMZN MKTP US M86PV57O2	159.82	1	159.82
DOLLAR TREE	159.00	2	79.50
CDW GOVT #1200-5211	158.76	2	79.38
OREILLY AUTO #1441	157.75	2	78.88
ENSYSTEX II	157.50	2	78.75
PAYPAL OPALPRO90LT	156.32	1	156.32
AMZN MKTP US MB3YB0DO2	155.99	1	155.99
EB TEXAS CHILDREN IN	155.14	1	155.14
INTERNATIONAL ELECTRONICS	154.15	6	25.69
VISTAPR VISTAPRINT.COM	153.98	4	38.50
TX DEPT AGRICULTURE	153.88	2	76.94
SHORELINE SANDWICH	152.92	2	76.46
JOHNSTONE SUPPLY OF C C	152.43	1	152.43
AMZN MKTP US MB09E6FJ0	151.37	1	151.37
CALDWELL COUNTRY CHEVY	150.00	1	150.00
NASW ONLINE	150.00	1	150.00
SQ P.A.A.C. (PEOPL	150.00	1	150.00
WWW.TXPPA.ORG	150.00	2	75.00
SPARK ENERGY	148.54	2	74.27
WAL-MART #0442	147.36	1	147.36
JACKS SMALL ENGINES & GEN	146.87	2	73.44
MEAD DIRECT RESPONSE INC	145.76	2	72.88
LOVE S TRAVEL 00006726	145.00	3	48.33
SQ HOEGEMEYER'S BARBEQUE	145.00	1	145.00
FEDEX 30198427	144.91	1	144.91
OTC BRANDS INC.	144.47	2	72.24
BUSTERS BUTANE	144.00	6	24.00
CDSK9TRACK	144.00	1	144.00
MYRON CORP	142.70	1	142.70
NENA	142.00	1	142.00
SCHLOTZSKY'S OLO #1118	140.81	1	140.81

Nueces County
Transaction Totals by Vendor YTD
For the 7 months ending 04/28/2019

Merchant	Amount	Transaction Count	Average Transaction
IN COSTUME SPECIALISTS I	140.00	1	140.00
MILESTONES MEMORIES LLC	140.00	1	140.00
SUPPLYHOUSE.COM	139.95	1	139.95
SQ JMJ BUSINESS EQUIPMEN	139.90	2	69.95
MARTIN YALE	139.86	1	139.86
TIMEKEEPING SYSTEMS INC	139.45	1	139.45
AVL BOOKBABY	138.45	3	46.15
VIOLETWATERSUPPLY VCN	136.96	2	68.48
DOLLAR RENT A CAR	136.92	1	136.92
TARA ENERGY	136.73	1	136.73
ESC REG 2	135.00	3	45.00
ESS - VGYOUNG CE 800-2	135.00	4	33.75
LIBERTY POWER HOLDINGS	133.47	1	133.47
LABELS ETC INC	131.94	1	131.94
SPRINGHILL SUITES AUST	131.67	1	131.67
SPOK INC	131.02	1	131.02
R & D SPRAYERS	130.87	1	130.87
UBER TRIP	130.55	10	13.06
AT&T T41A 8153	129.90	1	129.90
G T DISTRIBUTORS INC	128.27	1	128.27
EXXONMOBIL 99020240	128.01	2	64.01
THE FRAME UP	128.00	1	128.00
DRI KUTOOLS FOR EXCEL	126.65	1	126.65
EMBASSY SUITES SAN ANT	126.00	1	126.00
SOUTH JETTY	125.80	2	62.90
HOLIDAY INN AUSTIN	125.53	1	125.53
MY BINDING COM	125.53	2	62.77
ECHELON HTS INC	125.00	1	125.00
IN ABEL SCREENING INC.	125.00	1	125.00
IN SHERIFF'S ASSOCIATION	125.00	5	25.00
FEDEX 29878864	123.22	1	123.22
USPS PO 4876650380	121.64	6	20.27
AMAZON.COM MI6WR4Q72	121.40	1	121.40
IN ENSEMBLE GROUP	120.00	1	120.00
PARKDALE PRINTING	120.00	1	120.00
SQ D-9 ALPHA ZETA CHAPTE	120.00	2	60.00
B & R SUPPLY & EQUIPMENT	119.50	1	119.50
GULF COAST PAPER COM	119.32	4	29.83
SQ FAR BEYOND TINT	119.00	1	119.00
FRONTIER UTILITIES	117.57	1	117.57
SUPER 8 MOTELS	117.52	1	117.52
SQ AMERICAN DETAIL	117.35	1	117.35

Nueces County
Transaction Totals by Vendor YTD
For the 7 months ending 04/28/2019

Merchant	Amount	Transaction Count	Average Transaction
LOWES #00907	116.88	2	58.44
FEDEX 31955976	116.64	1	116.64
ACTION GYPSUM SUPPLY - CO	116.30	1	116.30
FIRESTONE678791	115.99	4	29.00
NETFLIX.COM	115.92	10	11.59
ATT BUS PHONE PMT	115.85	1	115.85
EXPEDIA 7429657907567	115.34	1	115.34
WEATHERTECH DIRECT LLC	114.95	1	114.95
AMAZON.COM M80ST24U1	114.71	1	114.71
ZAGG INC	114.23	2	57.12
CANDLEWOOD SUITES ASTN SO	113.85	1	113.85
AMAZON.COM MB09N1H51	113.51	1	113.51
FSI CENTERPOINT ENERGY	113.35	3	37.78
SHAFFER MUFFLER AND AUTOM	112.50	2	56.25
BIOQUIP PRODUCTS INC	112.02	1	112.02
FEDEX 31332794	111.79	1	111.79
ES COLLEGE STATION	110.85	1	110.85
MUELLER INC	110.15	3	36.72
AMAZON.COM M807B3U52	109.90	1	109.90
SQ JMJ BUSINESS EQ	109.90	2	54.95
SALLY BEAUTY #2066	109.86	1	109.86
DAYS INN BRYAN	109.76	1	109.76
COPQUEST INC	109.50	2	54.75
AMERICAN LIBRARY ASSN	109.30	1	109.30
PAYPAL 4 LESS CO	109.00	1	109.00
FAMILY DOLLAR #5158	108.00	1	108.00
AMAZON.COM M25S28DH0	107.53	1	107.53
LNR LUNARPAGES WEBHOST	107.40	1	107.40
FS JITBIT	107.17	1	107.17
SPIRAL BINDING LLC	107.09	1	107.09
AMZN MKTP US MB7HO4TE0	105.35	1	105.35
PAYPAL WONDERIDEA	105.00	7	15.00
MCALISTER'S #1359	104.97	1	104.97
ACADEMY SPORTS + OUTDOOR	104.86	3	34.95
SQ SE DISTRICT 9 E	104.00	1	104.00
TXTAG 888 468 9824	103.23	6	17.21
IN ALLISON TRANS TECH LL	102.69	1	102.69
AMERICAN FILTRATION	102.48	1	102.48
OMNI CORPUS CHRISTI	102.35	1	102.35
ZEP SALES AND SERVICE	102.07	1	102.07
HAMPTON INN BROWNWOOD	100.58	1	100.58
COASTAL BEND SOCIETY FOR	100.00	3	33.33

**Nueces County
Transaction Totals by Vendor YTD
For the 7 months ending 04/28/2019**

Merchant	Amount	Transaction Count	Average Transaction
SHRM CERTIFICATION	100.00	1	100.00
TEXAS COUNCIL ON FAMILY V	100.00	1	100.00
AMZN MKTP US MB9DM5TI0	99.99	1	99.99
AMZN MKTP US MW5846ZK2	99.00	1	99.00
ANIMAL CARE TECHNOLOGIES	99.00	1	99.00
MARCO & CO. CATERING	99.00	1	99.00
IN ID CARD CONSULTANTS	98.84	1	98.84
HOTELS.COM157529571062	98.65	1	98.65
BESTBUYCOM805613287008	97.40	2	48.70
FLANAGANS MUFFLER SHOP	95.00	1	95.00
PAYPAL RUNES	94.50	2	47.25
NUECES CO TX - GOV PAY FE	93.00	31	3.00
SAFER SOCIETY FOUNDA	93.00	1	93.00
TOWNEPLACE SUITES	93.00	1	93.00
AMZN MKTP US MT3DD0QL0	92.96	1	92.96
GREATSTATE TRANSMISSIONS	92.95	1	92.95
ARC HOUSTON 09	92.20	1	92.20
SP CROWD CONTROL WAR	92.08	1	92.08
BARNES & NOBLE #2818	91.96	1	91.96
EXCEPTIONAL REPORTING SE	91.85	1	91.85
HC WAREHOUSE/BUCKSTAFF	91.76	1	91.76
MICHAELS STORES 1681	90.83	3	30.28
CVS/PHARMACY #06986	90.08	1	90.08
IN SUPERGLASS WINDSHIELD	90.00	3	30.00
WWW.MAGIX.COM RENO	89.99	1	89.99
AMAZON.COM M81B885A0	89.97	1	89.97
ORECK VACUUMS OF CORPUS	89.90	1	89.90
PENGAD INC	88.49	1	88.49
AMZN MKTP US M82H60AF2	88.40	1	88.40
LA QUINTA INN AND SUIT	87.76	1	87.76
TX DISTRICT & COUNTY ATT	87.14	1	87.14
DANNYS TIRE SHOP	86.96	5	17.39
PCI PATTERSON VETERINA	85.62	1	85.62
BEST WESTERN EXECUTIVE IN	85.59	1	85.59
TEXAS GUN SHOP INC	85.52	1	85.52
KEGCO INC	85.46	2	42.73
COLOR SOURCE	85.26	1	85.26
AGEX CONFERENCE SERVIC	85.00	2	42.50
FOURPAIR COM	83.45	1	83.45
FREEDOM AUTO SPA	82.20	2	41.10
AUTOZONE 4216	81.97	3	27.32
PAYPAL CULLNARYDEP	81.44	1	81.44

Nueces County
Transaction Totals by Vendor YTD
For the 7 months ending 04/28/2019

Merchant	Amount	Transaction Count	Average Transaction
GARDEN CORNER OF BLUNTZER	81.00	1	81.00
RADIOLOGY ASSOCIATES OF	81.00	1	81.00
AGENT FEE 8900756547642	80.00	1	80.00
AGENT FEE 8900757200311	80.00	1	80.00
LONGHORN STEAK00054544	80.00	1	80.00
BLUFFALO WINGS CO	79.00	1	79.00
C AND A SERVICE AND TIRES	78.70	2	39.35
POSTNET TX162	78.00	1	78.00
SUNOCO 0825851900	78.00	1	78.00
PAYPAL MIKE DAVIS	77.88	1	77.88
PROMOTESOURCE	77.86	1	77.86
FEDEX 175709699	77.83	1	77.83
FEDEX 464036534	77.16	1	77.16
JANET'S CAKERY	77.00	1	77.00
AIR AND FILTERS	76.92	1	76.92
FEDEX 176312622	76.76	1	76.76
BEEVILLE PUBLISHING CO IN	76.00	1	76.00
MICROSOFT OFFICE 365	75.76	1	75.76
NAYLOR'S FARM & RANCH SUP	75.53	1	75.53
PRO TOW WRECKER SERVICE	75.00	1	75.00
SQ EAGLE GLASS SER	75.00	1	75.00
TEXAS CHAPTER PRIMA PUBLI	75.00	1	75.00
TEXAS WRECKER SERVICE	75.00	1	75.00
TXDOT FINANCE	75.00	1	75.00
LA QUINTA INNS 0905	74.75	1	74.75
SQ ANNAVILLE AIR C	74.50	1	74.50
TEXAS LAUNDRY SERVICE COM	74.22	1	74.22
EXXONMOBIL 48099196	74.00	2	37.00
GULLY HURST LLC	72.68	1	72.68
FEDEX 474091906	71.79	1	71.79
LA QUINTA INNS 0478	71.02	1	71.02
TEXAS STATE AQUARIUM -	70.00	1	70.00
AMZN MKTP US MB85V83F0	69.92	1	69.92
IDRIVE.COM	69.50	1	69.50
LIFEENERGY LLC	69.44	2	34.72
SQ WINDSHIELD SERV	69.00	1	69.00
H-E-B #069	68.78	1	68.78
HARBOR FREIGHT TOOLS 680	67.66	1	67.66
TSBPA IND LIC RENE	66.00	1	66.00
HOLT CAT SA PARTS - MS	65.93	1	65.93
HORIZON DIST - H263	65.66	1	65.66
AMZN MKTP US MT5I802X1	65.65	1	65.65

**Nueces County
Transaction Totals by Vendor YTD
For the 7 months ending 04/28/2019**

Merchant	Amount	Transaction Count	Average Transaction
AMZN MKTP US MW24G78T0	65.65	1	65.65
HYATT REGENCY PARKING	65.00	2	32.50
LUBRICATION STATION	64.97	3	21.66
AUTOZONE #1328	64.84	4	16.21
AMZN MKTP US MW5376L92	64.45	1	64.45
AMZN MKTP US MW3XS5G02 AM	64.30	1	64.30
AMZN MKTP US MW7KX7M90 AM	64.30	1	64.30
PSI SERVICES LLC	64.00	1	64.00
AMZN MKTP US MW2TJ4O11	63.99	1	63.99
STRIPES 0445442700	63.85	1	63.85
AMZN MKTP US M83871U11	63.79	1	63.79
AMZN MKTP US MI7HF8VZ1	63.79	1	63.79
AMZN MKTP US MW17500O2	63.79	1	63.79
RR DONNELLEY-PAYMETRIC	63.01	1	63.01
AMZN MKTP US MI6ZZ8AS0	62.15	1	62.15
RAYALLEN.COM JJDOG.COM	61.99	1	61.99
AMZN MKTP US M85D660W1	61.61	1	61.61
AMAZON.COM MT9G77WS2	61.19	1	61.19
VICTORY AUTO BODY	61.04	1	61.04
DOLLARTREE	61.00	2	30.50
SUNOCO 0100853100	61.00	1	61.00
KINGSVILLE PUBLISHING CO	60.50	3	20.17
CDW GOVT #QTB7001	60.29	1	60.29
FEDEX 31874668	60.03	1	60.03
ASTROMATIC CAR WASH ROBST	60.00	1	60.00
MALL SHOE SERVICE	60.00	1	60.00
RIVERSIDE VETERINARY CLIN	60.00	1	60.00
SHINE ON CAR WASH	60.00	4	15.00
BUC-EES #30	59.99	2	30.00
AUTOZONE #1332	59.50	2	29.75
AMAZON.COM M05FV9HW2	59.10	1	59.10
H-E-B #022	58.86	3	19.62
H-E-B #413	58.08	1	58.08
AMAZON.COM MW4AP1AC1	57.50	1	57.50
TPG CITYOFDRISCOLLUTILITI	57.44	1	57.44
FEDEX 30953972	56.45	1	56.45
SHAFFERS MUFFLER AND AUTO	56.00	8	7.00
SQ TORRES GARAGE	56.00	4	14.00
PAYPAL EPRDISTRIBU	55.98	3	18.66
BIG O TIRES 43117	55.00	1	55.00
MURPHY7426ATWALMART	55.00	1	55.00
NORMA S FRUITS & DELIGHTS	55.00	1	55.00

Nueces County
Transaction Totals by Vendor YTD
For the 7 months ending 04/28/2019

Merchant	Amount	Transaction Count	Average Transaction
TEXAS CENTER FOR THE JUDI	55.00	1	55.00
STAPLES DIRECT	54.98	1	54.98
PROFESSIONAL EDUC SERV	54.50	1	54.50
AMZN MKTP US M05YR7KO2	54.11	1	54.11
AVNGATE MOVAVI.COM	54.07	1	54.07
HP GROOS LOT	54.00	1	54.00
AMZN MKTP US MT9N20UE0	53.82	1	53.82
ARMSTRONG LUMBER COMPANY	53.14	1	53.14
THE ROCKIN G OIL C	53.01	1	53.01
MOKARA AND LA MANSION HOT	52.57	2	26.29
LA MICHOACANA BAKERY INC	52.52	4	13.13
DAKTRONICS	52.50	1	52.50
EXXONMOBIL 45958493	52.50	1	52.50
WHIPPED BAKERY AND FROZEN	52.50	1	52.50
EAGLE LOCK AND KEY	52.00	1	52.00
TEXAS RDHSECRPCHRSTIL	51.39	1	51.39
R&D SPRAYERS	51.38	1	51.38
H-E-B #210	51.08	2	25.54
CORNER STORE 1501	50.72	2	25.36
AMZN MKTP US M80K33BB1	50.40	1	50.40
COURTS/USDC-TX-PAY	50.00	2	25.00
UBER TRIP FYWVD	48.98	1	48.98
AMZN MKTP US M27CW8YQ2	48.84	1	48.84
THE UPS STORE 4725	48.80	1	48.80
PIZZA HUT #23634	48.17	1	48.17
AMZN MKTP US MB9CH1JF1	48.00	1	48.00
AMZN MKTP US MI9QY8NN0	48.00	1	48.00
CDW GOVT #QHM4177	47.97	1	47.97
AMAZON.COM MT75H39E1	47.90	1	47.90
AMZN MKTP US M02NP6YJ2	47.80	1	47.80
SHI SMARTPRACT#1875365	47.50	1	47.50
AMAZON.COM MW2S11422	47.48	1	47.48
IN MERCURY AUTO AIR LLC	47.45	1	47.45
SUNOCO 0776691800	47.44	1	47.44
AMERICAN AIR0010632972177	46.64	1	46.64
AMZN MKTP US M255D93F0	45.99	1	45.99
EIG WHOIS.COM	45.72	2	22.86
INTERCONTINENTAL AUSTIN	45.47	1	45.47
SE40830	44.99	1	44.99
PAYPAL KIMO19200	44.71	1	44.71
PHILLIPS 66 - HILLTOP TRA	44.00	1	44.00
AN FORD MAZDA CORPUS	43.82	1	43.82

Nueces County
Transaction Totals by Vendor YTD
For the 7 months ending 04/28/2019

Merchant	Amount	Transaction Count	Average Transaction
CHEVRON 0380212	43.43	1	43.43
AMZN MKTP US MT7MC83N1	43.28	1	43.28
HOBBY-LOBBY #0066	43.20	2	21.60
SP CUTRATEBATTERIES	43.00	1	43.00
AMZN MKTP US MI09C3FV1	42.87	1	42.87
AMZN MKTP US MW6AJ7W11 AM	42.69	1	42.69
WM SUPERCENTER #442	42.04	2	21.02
SUNOCO 0485949200	41.71	1	41.71
CDW GOVT #QJX8198	41.65	1	41.65
PAYPAL YAAKOV NAON	40.97	1	40.97
LUMBER LIQUIDATORS 171	40.67	1	40.67
OREILLY AUTO #2292	40.17	2	20.09
EXXONMOBIL 46918876	40.01	1	40.01
AGENT FEE 8900755055541	40.00	1	40.00
AGENT FEE 8900756547640	40.00	1	40.00
AGENT FEE 8900763224599	40.00	1	40.00
AGENT FEE 8900764736249	40.00	1	40.00
EXXONMOBIL 47306360	40.00	1	40.00
MARINA GARAGE	40.00	1	40.00
SE40862	40.00	1	40.00
TEXACO 0381917	40.00	1	40.00
PAYPAL VERTETE LLC	39.62	1	39.62
AMAZON.COM M20EQ6880	39.36	1	39.36
SR PARTS GLOBAL SOLUTIONS	39.26	3	13.09
PETTY S ELECTRONICS	38.00	1	38.00
PAYPAL WEDOITALL2	37.98	3	12.66
AT&T T44A 7310	37.90	1	37.90
BLUE 360 MEDIA	37.00	1	37.00
SE40713	36.97	1	36.97
AIR & FILTERS 2	36.96	1	36.96
AMAZON.COM MB8PR4KT2	36.94	1	36.94
PAYPAL GREENTECHCO	36.64	1	36.64
CFW COMMERCE ST GARAGE	36.00	2	18.00
BUC-EE'S 12	35.97	1	35.97
TURNERS LANDSCAPE INC	35.94	1	35.94
AMZN MKTP US MI9GS1EO1	35.73	1	35.73
DEFENSIVE DRIVING.COM	35.00	1	35.00
SHELL OIL 57545310500	35.00	5	7.00
AMZN MKTP US MW1NI3BQ1	34.55	1	34.55
AMZN MKTP US MB90E0SC2	33.00	1	33.00
AMZN MKTP US MW9XF95L0	33.00	1	33.00
ALAMEDA MEDICAL SUPPLY	32.99	1	32.99

Nueces County
Transaction Totals by Vendor YTD
For the 7 months ending 04/28/2019

Merchant	Amount	Transaction Count	Average Transaction
COMEDYDEFENSIVEDRIVING	32.95	1	32.95
1000BULBS.COM	32.45	1	32.45
APL APPLE ONLINE STORE	31.39	1	31.39
RR DONNELLEY	31.24	1	31.24
TEXAS CHILI PARLOR	30.82	1	30.82
FEDEX 32464791	30.71	1	30.71
SP MAGNOLIA MARKET	30.00	1	30.00
SQ BANUELOS TIRE P	30.00	2	15.00
UNITED 0162604482628	30.00	1	30.00
UNITED 0162604629723	30.00	1	30.00
UPS 1ZPT807H0200030017	29.92	1	29.92
AMZN MKTP US MT4Q926G2	29.68	1	29.68
ALICE ECHO NEWS JOURNAL C	28.00	1	28.00
UPS 1Z2T857WP210308377	27.81	1	27.81
AMZN MKTP US M05XH8ST0	27.00	1	27.00
AVIS RENT-A-CAR 1	26.95	1	26.95
SHELL OIL 57524793007	26.88	1	26.88
AT&T T41J 8334	26.60	1	26.60
B & T RENTALS	26.00	1	26.00
B & T RENTS	26.00	1	26.00
AMAZON.COM MW5BB8XA1	25.98	1	25.98
AMZN MKTP US MZ8VG0GQ1 AM	25.98	1	25.98
TXDPS CRIME RECS	25.81	5	5.16
PAYPAL WRISTCO INC	25.80	1	25.80
AMAZON.COM MI3J95K31	25.78	1	25.78
ROBSTOWN CLEANERS	25.64	1	25.64
EB FALL CEU CONFERENC	25.00	1	25.00
PAYPAL COASTALBEND	25.00	3	8.33
PAYPAL TEXASDIVISI	25.00	2	12.50
TEXAS ONLINE DEFENSIVE	25.00	1	25.00
OFFICEMAX/DEPOT 6289	24.99	1	24.99
AMZN MKTP US M05QE1Q20	24.98	1	24.98
AMZN MKTP US M00LF1YM2	24.95	1	24.95
THE ISLAND CAR WASH	24.00	2	12.00
AMAZON.COM MI5V71ZG1	23.26	1	23.26
BILL MILLER BAR-B-Q - 30	22.68	1	22.68
MCCOYS #29	21.99	1	21.99
AMZN MKTP US MT26V93Q2	21.98	1	21.98
AMZN MKTP US M249L9W12	21.96	1	21.96
LUBYS CAFE #0195 Q99	21.60	1	21.60
AMZN MKTP US MT9UA37H0	21.04	1	21.04
ABC KEYS & SAFES	21.00	1	21.00

Nueces County
Transaction Totals by Vendor YTD
For the 7 months ending 04/28/2019

Merchant	Amount	Transaction Count	Average Transaction
GOVERNMENT PAYMENTS	21.00	7	3.00
SQ STICKER XPRESS	21.00	3	7.00
DRI GET IT ON CD	20.51	1	20.51
SWA EARLYBRD5269830524657	20.00	1	20.00
SWA EARLYBRD5269830524658	20.00	1	20.00
SWA EARLYBRD5269830524659	20.00	1	20.00
SWA EARLYBRD5269830524660	20.00	1	20.00
AMZN MKTP US MW2FW6061	19.98	1	19.98
WAL-MART #5898	19.88	3	6.63
AMZN MKTP US MW54N5HN0	19.70	1	19.70
ACT TEXAS 4H CONFERENC	19.50	1	19.50
UPS K1946036905	19.15	1	19.15
OFFICE DEPOT #2250	18.76	1	18.76
NOTHING BUNDT CAKES -	18.50	1	18.50
SUNOCO 0553014200	18.46	1	18.46
PACER800-676-6856IR	18.30	1	18.30
AMZN MKTP US M87HC9QS2	18.28	1	18.28
AMZN MKTP US M820O6CO1	18.10	1	18.10
PARKJOCKEY	18.00	1	18.00
AMAZON.COM M84XU3BE2	17.99	1	17.99
AMAZON.COM M892D7B81	17.99	1	17.99
COSTA MESSA MAIN PLACE	17.52	1	17.52
AMAZON.COM MZ4LU8PK1 AMZN	17.37	1	17.37
HEB #210	16.71	1	16.71
FEDEX 784843627400	16.49	1	16.49
FEDEX 473857079	16.15	1	16.15
FSSW - CEUS	16.00	1	16.00
METRO PARK LOT 555	16.00	1	16.00
AMZN MKTP US M898U48Z1	15.97	1	15.97
UPS ADJ00173076203881	15.90	1	15.90
USPS PO 4820270411	15.50	1	15.50
SQ BANUELOS TIRE PROS	15.00	1	15.00
TX OAG OPEN RECORD	15.00	1	15.00
AMZN MKTP US M274J9X32	14.87	1	14.87
AUTOZONE #4215	14.38	1	14.38
USPS PO 4820280417	13.40	1	13.40
AMZN MKTP US MZ2C65HP0	13.30	1	13.30
OFFICE DEPOT #2387	12.76	1	12.76
OFFICEMAX/DEPOT 6208	12.39	1	12.39
OTTERBOX/LIFEPROOF	12.14	1	12.14
CARISMA EXPRESS CAR WA	12.00	1	12.00
TIRE EXPRESS	12.00	1	12.00

Nueces County
Transaction Totals by Vendor YTD
For the 7 months ending 04/28/2019

Merchant	Amount	Transaction Count	Average Transaction
AMZN MKTP US M230J41F2	11.98	1	11.98
AMZN MKTP US M802V6J70	11.95	1	11.95
AMAZON.COM M88555YE2	11.59	1	11.59
ROADRUNNER TRAVEL CENTER	11.50	1	11.50
NTTA CUST SVC ONLINE	11.34	2	5.67
FEDEX 786125155537	11.15	1	11.15
SNAPPY 20	11.04	1	11.04
HCTRA EZ TAG ONLINE	11.00	1	11.00
COURTYARD BY MARRIOTT-	10.82	1	10.82
PAYPAL YRONLNBKSTR	10.65	2	5.33
MARKET SQUARE LOT	10.00	1	10.00
SHERATON AUSTIN HOTEL PAR	10.00	1	10.00
SUNOCO 0486667900	10.00	1	10.00
AMZN MKTP US MT6FG0BP0	9.90	1	9.90
ADVANCE AUTO PARTS #8429	9.73	1	9.73
OFFICE DEPOT #2227	9.57	1	9.57
WHATABURGER 705 Q26	9.41	1	9.41
UNITED 0162922138266	9.00	1	9.00
UNITED 0162922138267	9.00	1	9.00
AMZN MKTP US MZ4HE8AT1	8.99	1	8.99
SQ MAYORGA AUTOMOTIVE LL	8.99	1	8.99
BUSHS CHICKEN - HAMILTON	8.97	1	8.97
FEDEX 31242309	8.66	1	8.66
CC CALLER-TIMES	8.52	2	4.26
AMZN MKTP US MT88T4YS1	8.41	1	8.41
AMZN MKTP US MZ3WN0N32 AM	8.17	1	8.17
OFFICE DEPOT #618	8.00	1	8.00
OFFICE DEPOT #161	7.39	1	7.39
AP ELECTRIC & GENERATOR	7.13	2	3.57
BURGER KING #13422	7.13	1	7.13
RMA TOLL	7.06	2	3.53
DANNYS TIRE SERVICE	7.00	1	7.00
MINIT MAN #5	7.00	1	7.00
MO GLASS	7.00	1	7.00
UNITED 0162922138268	7.00	1	7.00
UNITED 0162922138269	7.00	1	7.00
UPS 299111AB728	6.90	1	6.90
WHATABURGER 844 Q26	6.86	1	6.86
FEDEX 29925042	6.25	1	6.25
DQ-13 #14300	6.00	1	6.00
MUNICIPAL SERVICES BUREAU	5.81	2	2.91
WYNDHAM GARDEN HOTEL - RI	5.41	1	5.41

Nueces County
Transaction Totals by Vendor YTD
For the 7 months ending 04/28/2019

Merchant	Amount	Transaction Count	Average Transaction
AUSTIN CONV CENTER PKG	5.00	1	5.00
TAMUCC PKG GARAGE APRI	5.00	1	5.00
TEA GED TRANSCRIPT	5.00	1	5.00
TXEFILE 031829152-1	5.00	1	5.00
TXEFILE 031829152-2	5.00	1	5.00
TXEFILE 031829354-1	5.00	1	5.00
TXEFILE 031829354-2	5.00	1	5.00
UBER TRIP 2VBU4	5.00	1	5.00
AMZN MKTP US MW06T9EB0	4.67	1	4.67
MCDONALD'S F17456	4.33	1	4.33
PILOT 00004671	4.26	1	4.26
SUNRISE VENDING LLC	3.85	2	1.93
DAIRY QUEEN 52 #42836	3.56	1	3.56
WHATABURGER 897 Q26	3.40	1	3.40
CORNER STORE 0135	3.24	1	3.24
AMZN MKTP US MW50464F0	3.15	1	3.15
CAPITOL VISITORS PARKING	3.00	1	3.00
OFFICE DEPOT #2805	2.99	1	2.99
OFFICE DEPOT #630	2.99	1	2.99
LAZ PARKING 610260-LUKE	2.00	1	2.00
UBER TRIP TJNIF	2.00	1	2.00
CROSS BORDER TRANS FEE	1.95	8	0.24
USA CASH DEPOT VEND	1.50	1	1.50
TXEFILE 031829152-0	0.29	1	0.29
TXEFILE 031829354-0	0.29	1	0.29
AOC AUTO PARTS	0.00	2	0.00
AT&T K006 9968 ESTOR	0.00	2	0.00
CCI HOTEL RES	0.00	2	0.00
IC SHOPSMARTER.COM	0.00	4	0.00
OFFICE DEPOT #1079	0.00	2	0.00
PAYPAL	0.00	4	0.00
WALGREENS #3638	0.00	2	0.00
WEB NETWORKSOLUTIONS	0.00	2	0.00
FEDEX 811977966882	-0.25	1	-0.25
FEDEX 811977966893	-1.00	1	-1.00
DISPUTE-PAYPAL GREENTECH	-36.64	1	-36.64
TFS FISHER SCI CHI	-246.04	1	-246.04
DISPUTE-AMZN MKTP US	-269.90	1	-269.90
WAL-MART #0464 SE2	-307.74	1	-307.74
SOUTHWES 5260156566728	-542.36	1	-542.36
DISPUTE-NETWORK INNOVATIO	-961.71	1	-961.71
DISPUTE-DELTA AIR 00623	-996.00	1	-996.00

Nueces County
Transaction Totals by Vendor YTD
For the 7 months ending 04/28/2019

	Merchant	Amount	Transaction Count	Average Transaction
Total		2,469,698.97	8,422	293.24