

Nueces County, Texas

Monthly Financial Report (Unaudited and Unadjusted)

Fiscal Year 2018/2019
For the eleven months ended August 31, 2019



Prepared by:

The Nueces County Auditor's Office

Dale Atchley, CPA
County Auditor

Nueces County, Texas
Unaudited Monthly Financial Report
As of August 31, 2019

Table of Contents

County Auditor Letter of Transmittal..... 1

Financial Statements

Balance Sheet - Governmental Funds4
Statement of Revenue, Expenditures and Changes in Fund Balances - Governmental Funds.....6
Statement of Net Position - Internal Service Fund10
Statement of Revenue, Expenditures and Changes in Fund Balance - Internal Service Fund 11
Comparison of Current Year to Prior year Revenues & Expenditures - Group Health.....13
Comparison of Monthly & year to prior year Revenues & Expenditures - Group Health..... 14

Budget Revenue Section

Statement of Revenue Budget to Actual with Year to Year Comparison - General Fund 16
Statement of Revenue Budget to Actual with Year to Year Comparison – Road & Bridge 17
Statement of Revenues Budget to Actual - Inland and Coastal Parks 18
Comparison of Current year to prior year total Revenues - Inland and Coastal Parks 19
Statement of Revenues Budget to Actual - Airport..... 20

Budget Expenditure Section

Statement of Expenditures Budget to Actual - General Fund 22
Comparison of Current year to prior year total Expenditures - General Fund 63
Statement of Expenditures Budget to Actual - Road & Bridge Fund..... 65
Comparison of Current year to prior year total Expenditures - Road & Bridge Fund 66
Statement of Expenditures Budget to Actual - Inland and Coastal Parks 67
Comparison of Current year to prior year total Expenditures - Inland and Coastal Parks 68
Statement of Expenditures Budget to Actual with Year to Year Comparison - Airport fund 69
Statement of Expenditures Budget to Actual - Commissioners Special Revenue Funds 70
Statement of Expenditures Budget to Actual - Commissioners Diabetes Funds 71
Statement of Expenditures Budget to Actual - Commissioners RTA Funds..... 72

Schedules

Schedule of Transfers In and Out by Fund..... 74
Schedule of Capital Projects 75
Summary of Monthly Revenue Report..... 81

Procurement

Procurement Card Totals by Budget Category 84
Procurement Card Totals by Amount 85
Procurement Card Totals by Department 88





Aidee Hernandez, MBA
First Assistant

Elva Fuentes, CFE
Internal Audit Supervisor

Anna Velazquez, CPP
Grants / Payroll Supervisor

Dale Atchley, CPA
County Auditor

Lisa Davis
Budget Accountant

901 Leopard Street, Rm. 304
Corpus Christi, TX 78401

Julian Mendoza
Executive Accountant

Phone: (361) 88-0556 • Fax: (361) 888-0584

October 16, 2019

Honorable District Judges of Nueces County and
Honorable Members of the Nueces County Commissioners Court:

The unaudited and unadjusted Monthly Financial Report of Nueces County, Texas as of and for the eleven months ended August 31, 2019 is submitted herewith in accordance with Section 114.023 of the Texas Local Government Code and was prepared by the County Auditor's Office staff. The statements are reported on a budgetary basis which is not in accordance with generally accepted accounting principles. Due to the statutory duties of the County Auditor, I am not independent with regard to these financial reports as defined by the professional standards of the American Institute of Certified Public Accountants. However, these financial statements were prepared, and the financial accounting records were maintained with objectivity and due professional care.

The Monthly Financial Report is presented in four sections: Fund Financial Statements, Budget Revenue Status, Budget Expenditure Status, and Schedules:

The **Financial Statement section** contains the Governmental Funds Balance Sheet, the Governmental Funds Statement of Revenue, Expenditures and Changes in Fund Balance, the Internal Service Fund Statement of Net Position, the Internal Service Fund Statement of Revenue, Expenditures and Changes in Net Position, and the Group Health Comparison of Current Year to Prior Year Revenue and Expenditures and chart.

The **Budget Revenue Status section** is comprised of a General Fund Statement of Revenues Budget to Actual and Comparison of Current Year to Prior Year Revenues, a Road and Bridge Statement of Revenues Budget to Actual and Comparison of Current Year to Prior Year Revenues, an Inland and Coastal Parks Statement of Revenues Budget to Actual and Comparison of Current Year to Prior Year Revenues, and Airport Statement of Revenues Budget to Actual.

The **Budget Expenditure Status section** is comprised of a General Fund Top Spenders, General Fund Statement of Expenditures Budget to Actual, a General Fund Comparison of Current Year to Prior Year Expenditures and charts, a Road and Bridge Statement of Expenditures Budget to Actual, a Road and Bridge Comparison of Current Year to Prior Year Expenditures, an Inland and Coastal Parks Statement of Expenditures Budget to Actual, Inland and Coastal Parks Funds Comparison of Current Year to Prior Year Expenditures, an Airport Statement of Expenditures Budget to Actual and an Airport Comparison of Current Year to Prior Year Expenditures,

The **Schedules section** includes a Schedule of Transfers In and Out by Fund, a Schedule of Capital Projects, and a Summary of Revenue Reports.

The **General Fund Statement of Expenditures Budget to Actual** section now has visual performance indicators. The performance indicators are based on a comparison with the Expected Expenditures. The Expected Expenditure amount is calculated based on the average of the total budget over 12 fiscal periods (October through September). The color of the remaining budget available is used as a performance indicator. These numbers will be black if spending is below 90% of the expected amount, yellow if spending is equal to or greater than 90% of the expected amount and red if spending is equal to or greater than 100% of the expected amount.

| Fiscal Period | 1 | 2 | 3 | 4 | 5 | 6 |
|-------------------------------------------------------------|---------|----------|----------|---------|----------|-------|
| Calendar Month | October | November | December | January | February | March |
| Expected Balance Remaining at 90% of expected expenditures | 92.5% | 85.0% | 77.5% | 70.0% | 62.5% | 55.0% |
| Expected Balance Remaining at 100% of expected Expenditures | 91.7% | 83.3% | 75.0% | 66.7% | 58.3% | 50.0% |

| Fiscal Period | 7 | 8 | 9 | 10 | 11 | 12 |
|-------------------------------------------------------------|-------|-------|-------|-------|--------|-----------|
| Calendar Month | April | May | June | July | August | September |
| Expected Balance Remaining at 90% of expected expenditures | 47.5% | 40.0% | 32.5% | 25.0% | 17.5% | 10.0% |
| Expected Balance Remaining at 100% of expected Expenditures | 41.7% | 33.3% | 25.0% | 16.7% | 8.3% | 0.0% |

This report is designed to provide a general overview of Nueces County’s finances for all those with an interest in the County’s finances at a specific point during the fiscal year. However, the reader should note that the report does not include those disclosures associated with, and usually made a part of, audited financial statements. Should you have any questions concerning this report, please do not hesitate to contact the County Auditor’s Office at (361) 888 - 0556.

Respectfully submitted,



Dale Atchley, CPA
Nueces County Auditor

FINANCIAL STATEMENTS

(Unaudited)

Nueces County, Texas
Balance Sheet
Governmental Funds
August 31, 2019

| | General Fund | Debt Service Fund | Capital Projects Fund |
|----------------------------------------|-----------------|----------------------|--------------------------|
| Assets | | | |
| Cash & Cash Equivalents | \$ 28,509,172 | \$ 2,911,610 | \$ 15,975,326 |
| Investments | 7,333,191 | 1,767,001 | 14,817,190 |
| Accounts Receivable | 5,095,063 | 588,611 | - |
| Due From Component Unit | 34,156 | - | - |
| Due From Other Funds | 2,501,957 | - | 152,290 |
| Prepays | (360,398) | - | - |
| Inventory | 96,056 | - | - |
| Total Assets | \$ 43,209,196 | \$ 5,267,222 | \$ 30,944,805 |
| Liabilities and Fund Balances | | | |
| Liabilities | | | |
| Accounts Payable | \$ 5,270,459 | \$ - | \$ - |
| Accrued Payroll Payable | 2,181,739 | - | - |
| Due to Other Funds | 1,838,737 | - | 79,002 |
| Unearned Revenue | 3,522,124 | 588,611 | - |
| Other Liabilities | 392 | - | - |
| Total Liabilities | \$ 12,813,452 | \$ 588,611 | \$ 79,002 |
| Fund Balances | | | |
| Restricted | \$ - | \$ - | \$ 30,865,803 |
| Committed | - | 4,678,611 | - |
| Unassigned | 30,395,745 | - | - |
| Total fund balances | \$ 30,395,745 | \$ 4,678,611 | \$ 30,865,803 |
| Total liabilities and fund balances | \$ 43,209,196 | \$ 5,267,222 | \$ 30,944,805 |

**Nueces County, Texas
Balance Sheet
Governmental Funds
August 31, 2019**

| Airport Fund | Coastal Parks Fund | Non Major Funds | Total Governmental Funds |
|-----------------|-----------------------|--------------------|--------------------------------|
| \$ 178,443 | \$ 1,391,377 | \$ 17,922,911 | \$ 66,888,839 |
| - | 345,071 | 9,426,049 | 33,688,501 |
| (4,081) | 96,471 | 15,135,798 | 20,911,863 |
| - | - | - | 34,156 |
| - | 9,755 | 29,305 | 2,693,306 |
| - | - | 15,164 | (345,234) |
| 2,879 | 18,476 | 0 | 117,411 |
| \$ 177,242 | \$ 1,861,150 | \$ 42,529,226 | \$ 123,988,841 |
| | | | |
| \$ 1,299 | \$ 39,972 | \$ 15,183,897 | \$ 20,495,627 |
| 2,241 | 41,355 | 350,608 | 2,575,943 |
| 2,830 | 300,656 | 282,141 | 2,503,366 |
| (4,081) | - | 4,408,749 | 8,515,404 |
| - | - | 371,112 | 371,504 |
| \$ 2,289 | \$ 381,982 | \$ 20,596,508 | \$ 34,461,844 |
| | | | |
| \$ - | \$ - | \$ - | \$ 30,865,803 |
| - | - | - | 4,678,611 |
| 174,953 | 1,479,167 | 21,932,718 | 53,982,583 |
| \$ 174,953 | \$ 1,479,167 | \$ 21,932,718 | \$ 89,526,997 |
| | | | |
| \$ 177,242 | \$ 1,861,150 | \$ 42,529,226 | \$ 123,988,841 |

Nueces County, Texas
Statement of Revenues, Expenditures and Changes in Fund Balances
Governmental Funds
August 31, 2019

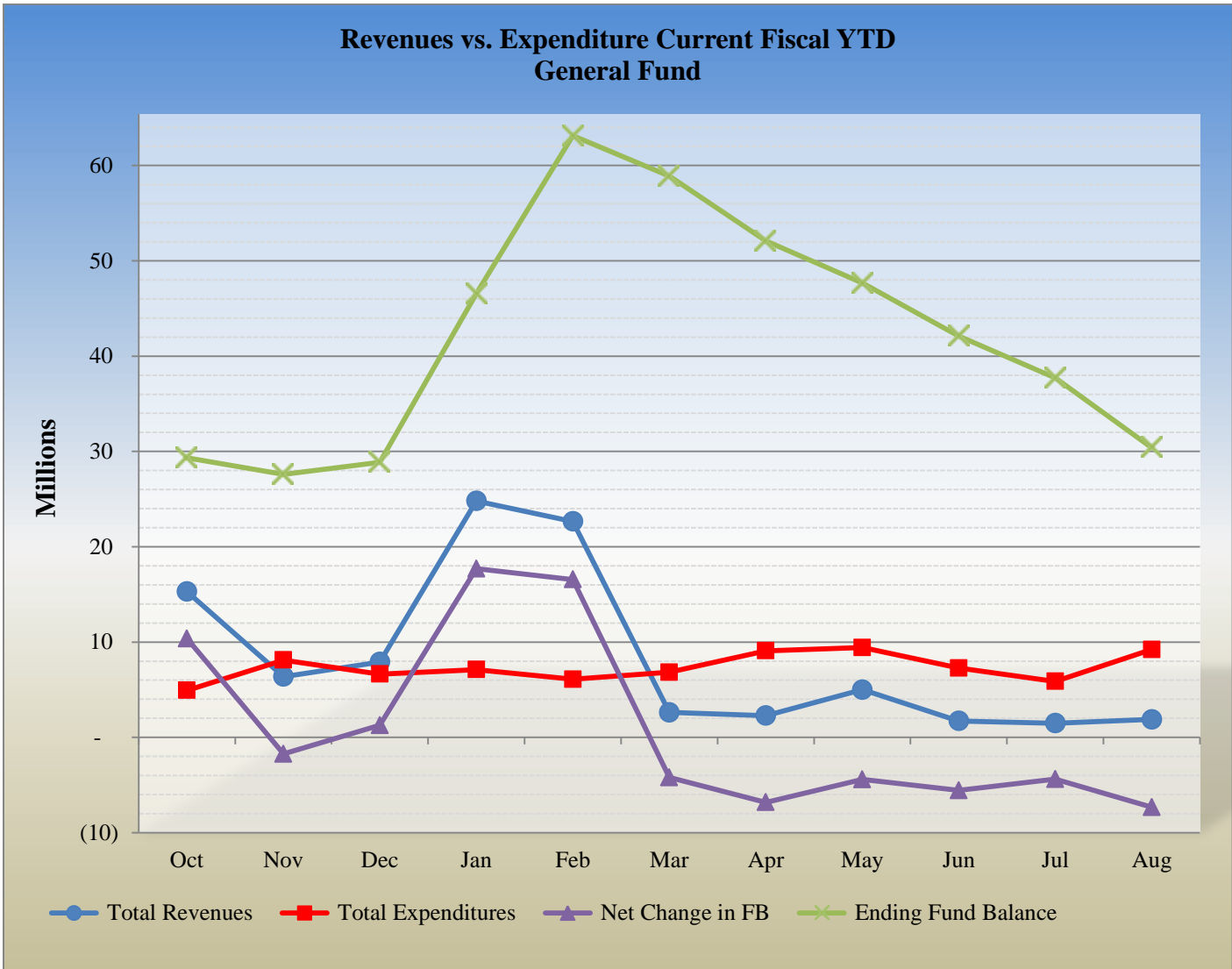
| | <u>General Fund</u> | <u>Debt Service Fund</u> | <u>Capital Projects Fund</u> |
|------------------------------------------|-------------------------|------------------------------|----------------------------------|
| Revenues | | | |
| Taxes | \$ 75,211,346 | \$ 12,569,088 | \$ - |
| Fees of Office | 3,690,701 | - | - |
| Fines & Forfeitures | 1,415,337 | - | - |
| Licenses & Permits | 144,282 | - | - |
| Motor Vehicle Services | 4,294,888 | - | - |
| Intergovernmental Revenues | 4,022,313 | - | 3,000,000 |
| Housing Inmates & Juveniles | 262,426 | - | - |
| Charges for Services | 524,795 | - | - |
| Interest & Investment Income | 1,350,045 | 143,886 | 723,317 |
| Rentals & commissions | 769,218 | - | 109,282 |
| Refunds & Reimbursements | 192,733 | - | - |
| Commodity Sales | - | - | - |
| Sale of Printed Materials | 5,887 | - | - |
| Other Income | 94,728 | - | - |
| Force Revenue (In-Kind) | - | - | - |
| Total Revenues | <u>\$ 91,978,698</u> | <u>\$ 12,712,974</u> | <u>\$ 3,832,599</u> |
| Expenditures | | | |
| Salaries | \$ 39,241,128 | \$ - | \$ - |
| Salaries - Seasonal | - | - | - |
| Employee Benefits | 16,164,729 | - | - |
| Other Personnel Expenses | 303,654 | - | - |
| Office Expense & Supplies | 1,034,632 | - | 160,630 |
| Food & Kitchen Supplies | 1,551,324 | - | - |
| Telephone & Utilities | 2,845,198 | - | - |
| Maint & Repair - Equipment & Vehicles | 906,794 | - | 10,018 |
| Maint & Repair - Buildings & Grounds | 1,460,644 | - | 1,327,557 |
| Maint & Repair - Roads & Bridges | - | - | - |
| Professional Services | 1,671,046 | - | 1,569,276 |
| Special Personnel Services | 3,926,076 | - | - |
| Other Services & Charges | 4,559,768 | - | 3,015,645 |
| Other Expenses | 378,475 | 10,601,214 | - |
| Travel Expenses | 213,841 | - | 5,523 |
| Capital Outlay | 460,712 | - | - |
| Other Financing Uses | - | 8,037,621 | - |
| Agency Ledger Expenses | - | - | - |
| Total Expenditures | <u>\$ 74,718,022</u> | <u>\$ 18,638,835</u> | <u>\$ 6,088,649</u> |
| Other Financing Sources (Uses) | | | |
| Transfers - In | \$ 40,000 | \$ 630,000 | \$ 200,000 |
| Transfers - Out | (5,879,751) | - | (1,011,347) |
| Bond Proceeds | - | 8,125,000 | - |
| Premium and Sale of Bonds | - | (17,397) | - |
| Sales of Assets | - | - | - |
| Total Other Financing Sources (Uses) | <u>(5,839,751)</u> | <u>8,737,603</u> | <u>(811,347)</u> |
| Net Change in Fund Balances | 11,420,925 | 2,811,743 | (3,067,397) |
| Fund Balance Beginning 10/01/2018 | <u>18,974,819</u> | <u>1,866,868</u> | <u>33,933,200</u> |
| Fund Balance Ending 8/31/2019 | <u>\$ 30,395,745</u> | <u>\$ 4,678,611</u> | <u>\$ 30,865,803</u> |

Nueces County, Texas
Statement of Revenues, Expenditures and Changes in Fund Balances
Governmental Funds
August 31, 2019

| Airport Fund | Coastal Parks Fund | Non Major Funds | Total Governmental Funds |
|-----------------|-----------------------|--------------------|--------------------------------|
| \$ - | \$ - | \$ 1,157,625 | \$ 88,938,058 |
| - | - | 858,045 | 4,548,746 |
| - | - | 224,270 | 1,639,607 |
| - | 326,441 | 35,164 | 505,887 |
| - | - | 2,922,509 | 7,217,397 |
| - | 96,421 | 6,974,582 | 14,093,316 |
| - | - | 53,409,252 | 53,671,678 |
| - | - | 465,366 | 990,161 |
| 3,490 | 24,798 | 533,842 | 2,779,378 |
| 82,474 | 1,092,228 | 21,001 | 2,074,202 |
| - | 13,217 | 18,745 | 224,695 |
| 4,326 | 22,749 | 0 | 27,075 |
| - | - | - | 5,887 |
| - | 184 | 1,212,052 | 1,306,963 |
| - | - | 20,646 | 20,646 |
| \$ 90,290 | \$ 1,576,038 | \$ 67,853,098 | \$ 178,043,697 |
| \$ 38,035 | \$ 634,002 | \$ 5,851,473 | \$ 45,764,638 |
| - | - | - | - |
| 17,169 | 282,300 | 2,552,163 | 19,016,361 |
| - | - | 208,818 | 512,472 |
| 7,293 | 26,567 | 146,782 | 1,375,904 |
| - | - | 56,480 | 1,607,804 |
| 17,308 | 368,553 | 347,078 | 3,578,136 |
| - | 68,437 | 819,568 | 1,804,817 |
| 27,852 | 128,710 | 904,650 | 3,849,413 |
| - | - | 1,394,829 | 1,394,829 |
| 2,767 | 25,070 | 1,376,755 | 4,644,914 |
| - | 1,400 | 10,225 | 3,937,701 |
| 5,007 | 296,564 | 51,162,003 | 59,038,987 |
| 1,097 | 20,707 | 566,554 | 11,568,047 |
| 1,127 | 2,149 | 58,989 | 281,629 |
| - | 29,975 | 861,683 | 1,352,370 |
| - | - | - | 8,037,621 |
| - | - | - | - |
| \$ 117,656 | \$ 1,884,434 | \$ 66,318,048 | \$ 167,765,643 |
| \$ 79,880 | \$ 1,422,000 | \$ 5,841,698 | \$ 8,213,578 |
| (20,339) | (505,000) | (797,141) | (8,213,578) |
| - | - | - | 8,125,000 |
| - | - | - | (17,397) |
| - | - | 8,250 | 8,250 |
| 59,541 | 917,000 | 5,052,807 | 8,115,853 |
| 32,175 | 608,604 | 6,587,857 | 18,393,907 |
| 142,778 | 870,563 | 15,344,862 | 71,133,091 |
| \$ 174,953 | \$ 1,479,167 | \$ 21,932,718 | \$ 89,526,997 |

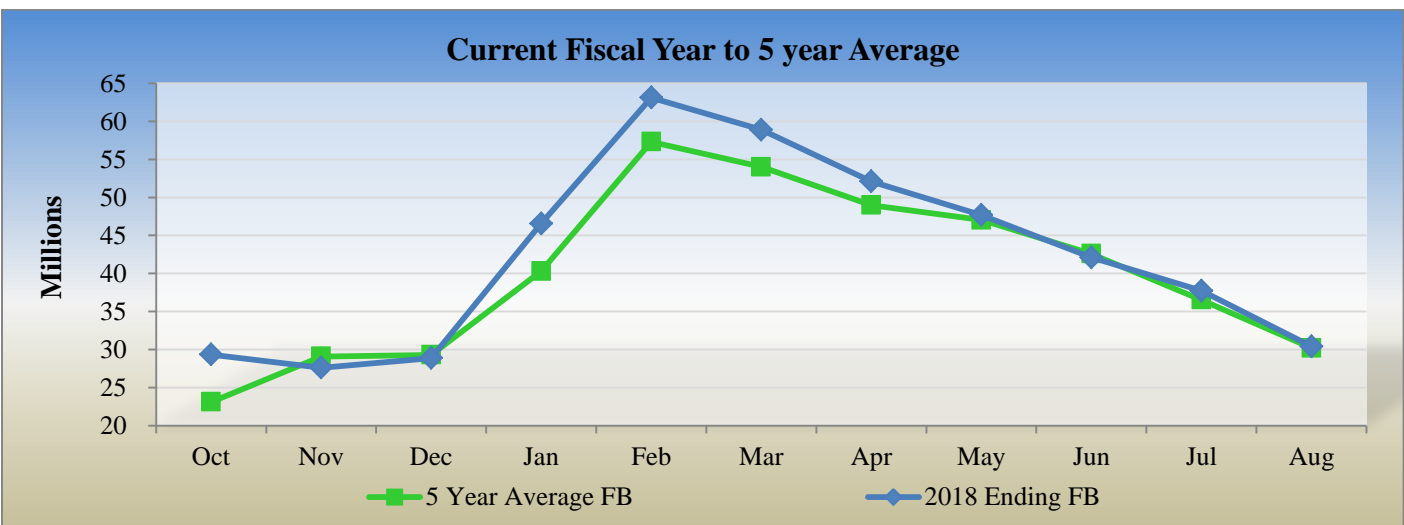
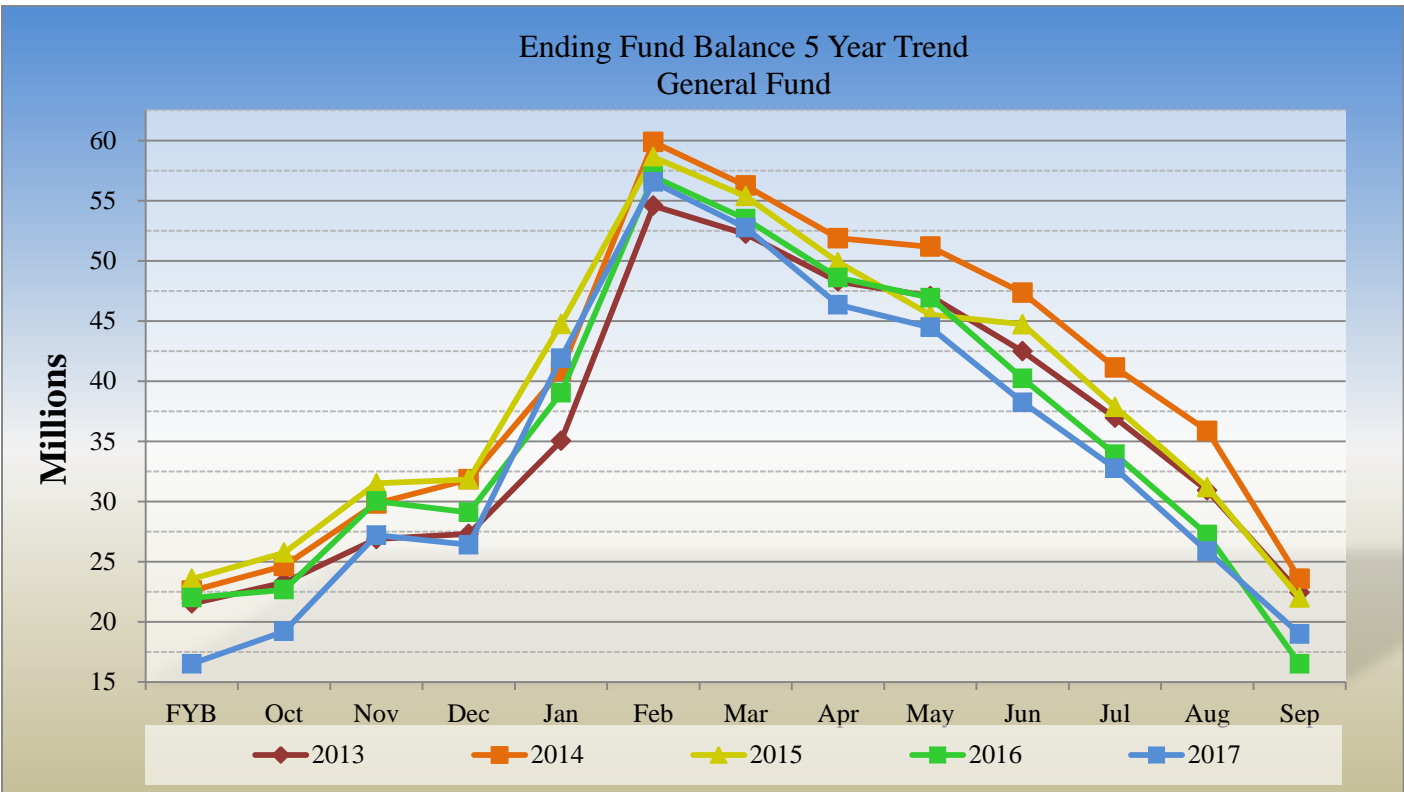
Nueces County, Texas
Change in Fund Balance-Current YTD
General Fund
August 31, 2019

| Period | Oct | Nov | Dec | Jan | Feb | Mar | Apr | May | Jun | Jul | Aug | Sep |
|---------------|------------|------------|------------|------------|------------|------------|------------|------------|------------|------------|------------|-----|
| Starting FB | 18,974,819 | 29,342,135 | 27,603,492 | 28,873,858 | 46,564,136 | 63,121,717 | 58,904,137 | 52,095,314 | 47,673,304 | 42,114,392 | 37,730,363 | - |
| Revenues | 15,292,452 | 6,369,523 | 7,909,509 | 24,804,049 | 22,653,823 | 2,615,882 | 2,276,543 | 4,999,660 | 1,679,023 | 1,491,147 | 1,887,088 | - |
| Transfers In | - | - | - | - | - | - | - | - | 40,000 | - | - | - |
| Expenditures | 3,412,829 | 8,105,218 | 6,630,665 | 6,288,635 | 6,088,915 | 6,778,617 | 7,693,625 | 8,506,049 | 6,192,058 | 5,805,074 | 9,216,337 | - |
| Transfers Out | 1,512,307 | 2,948 | 8,478 | 825,136 | 7,326 | 54,847 | 1,391,739 | 915,621 | 1,085,877 | 70,102 | 5,369 | - |
| Ending FB | 29,342,135 | 27,603,492 | 28,873,858 | 46,564,136 | 63,121,717 | 58,904,137 | 52,095,314 | 47,673,304 | 42,114,392 | 37,730,363 | 30,395,745 | - |



Nueces County, Texas
Change in Fund Balance-Current and Previous 5 Years
General Fund
August 31, 2019

| | FYB | Oct | Nov | Dec | Jan | Feb | Mar | Apr | May | Jun | Jul | Aug | Sep |
|----------|------------|------------|------------|------------|------------|------------|------------|------------|------------|------------|------------|------------|------------|
| 2013 | 21,512,576 | 23,272,262 | 26,882,458 | 27,295,483 | 35,020,893 | 54,564,558 | 52,230,931 | 48,271,481 | 47,062,160 | 42,474,558 | 36,947,126 | 30,899,036 | 22,441,963 |
| 2014 | 22,576,705 | 24,643,392 | 29,831,412 | 31,832,121 | 40,845,090 | 59,858,381 | 56,248,738 | 51,867,620 | 51,167,773 | 47,340,749 | 41,132,256 | 35,861,187 | 23,568,037 |
| 2015 | 23,568,037 | 25,743,350 | 31,499,712 | 31,840,057 | 44,741,446 | 58,614,455 | 55,365,701 | 49,873,338 | 45,519,118 | 44,720,218 | 37,856,992 | 31,164,598 | 22,001,648 |
| 2016 | 22,001,636 | 22,659,474 | 30,025,766 | 29,093,823 | 39,014,164 | 56,984,520 | 53,475,653 | 48,593,952 | 46,920,232 | 40,205,963 | 33,918,387 | 27,231,897 | 16,510,888 |
| 2017 | 16,510,888 | 19,198,906 | 27,189,044 | 26,403,938 | 41,904,197 | 56,534,931 | 52,744,626 | 46,345,169 | 44,468,949 | 38,223,488 | 32,750,384 | 25,847,458 | 18,974,819 |
| 2018 | 18,974,819 | 29,342,135 | 27,603,492 | 28,873,858 | 46,564,136 | 63,121,717 | 58,904,137 | 52,095,314 | 47,673,304 | 42,114,392 | 37,730,363 | 30,395,745 | - |
| 5-Yr Avg | 20,857,444 | 24,143,253 | 28,838,647 | 29,223,213 | 41,348,321 | 58,279,761 | 54,828,298 | 49,507,812 | 47,135,256 | 42,513,228 | 36,722,585 | 30,233,320 | 20,699,471 |



**Nueces County, Texas
Statement of Net Position
Internal Service Fund
August 31, 2019**

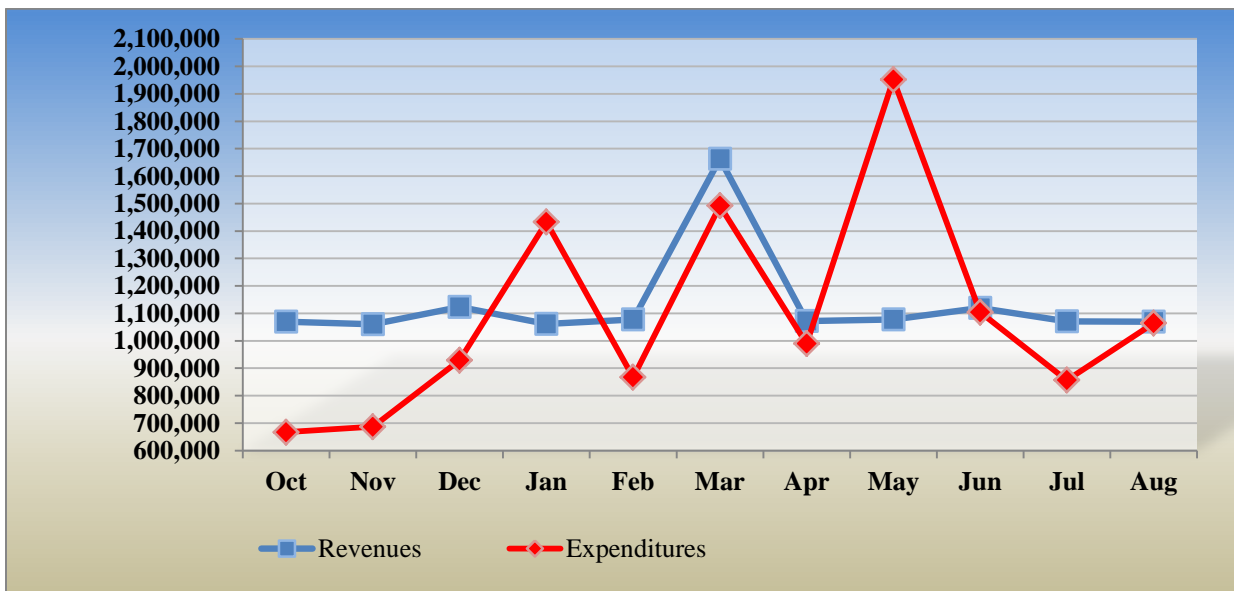
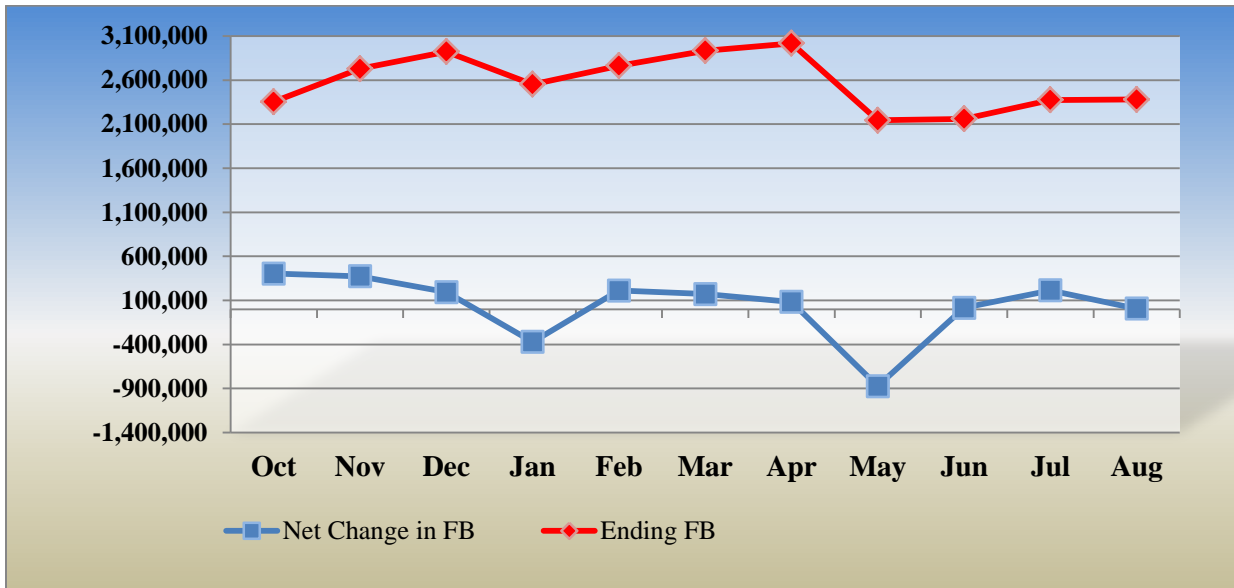
| | <u>Workers Compensatio</u> | <u>General Liability</u> | <u>Group Health</u> | <u>Total Internal Service Fund</u> |
|-------------------------------------|--------------------------------|------------------------------|-------------------------|--------------------------------------------|
| Assets | | | | |
| Cash & Cash Equivalents | \$ (39,087) | \$ 417,040 | \$ 2,981,591 | \$ 3,359,544 |
| Investments | - | 490,798 | - | 490,798 |
| Accounts Receivable | - | - | 8,934 | 8,934 |
| Due From Other Funds | 476,824 | 161,971 | - | 638,794 |
| Total Assets | <u>\$ 437,736</u> | <u>\$ 1,069,809</u> | <u>\$ 2,990,525</u> | <u>\$ 4,498,070</u> |
| Liabilities and Net Position | | | | |
| Liabilities | | | | |
| Accounts Payable | \$ - | \$ 0 | \$ 891,978 | \$ 891,978 |
| Due to Other Funds | - | - | 700,000 | 700,000 |
| Estimated Claims | - | 526,762 | - | 526,762 |
| Total Liabilities | <u>\$ -</u> | <u>\$ 526,762</u> | <u>\$ 1,591,978</u> | <u>\$ 2,118,740</u> |
| Net Position | | | | |
| Unassigned | <u>437,736</u> | <u>543,047</u> | <u>1,398,546</u> | <u>2,379,330</u> |
| Total Net Position | <u>437,736</u> | <u>543,047</u> | <u>1,398,546</u> | <u>2,379,330</u> |
| Total liabilities and fund balances | <u>\$ 437,736</u> | <u>\$ 1,069,809</u> | <u>\$ 2,990,525</u> | <u>\$ 4,498,070</u> |

Nueces County, Texas
Statement of Revenue, Expenditures and Changes in Net Position
Internal Service Fund
August 31, 2019

| | <u>Workers Compensation</u> | <u>General Liability</u> | <u>Group Health</u> | <u>Total Internal Service Fund</u> |
|------------------------------------------|---------------------------------|------------------------------|----------------------------|--------------------------------------------|
| Revenues | | | | |
| Charges for Services | \$ 476,824 | \$ 986,602 | \$ 10,645,359 | \$ 12,108,785 |
| Intergovernmental Revenue | - | - | - | - |
| Interest & Investment Income | 11,901 | 27,083 | 67,486 | 106,470 |
| Refunds & Reimbursements | - | - | 12,408 | 12,408 |
| Other Income | - | 19,011 | 222,037 | 241,048 |
| Total Revenues | <u>\$ 488,725</u> | <u>\$ 1,032,696</u> | <u>\$ 10,947,290</u> | <u>\$ 12,468,711</u> |
| Expenditures | | | | |
| Office Expense & Supplies | \$ - | \$ - | \$ - | \$ - |
| Maint & Repair - Equipment & Vehicles | - | 18,620 | - | 18,620 |
| Professional Services | - | 42,500 | 9,478,291 | 9,520,791 |
| Other Services & Charges | 361,709 | 1,097,472 | 487,491 | 1,946,672 |
| Capital Outlay | - | - | - | - |
| Insurance Admin Costs | - | - | 555,014 | 555,014 |
| Total Expenditures | <u>\$ 361,709</u> | <u>\$ 1,158,592</u> | <u>\$ 10,520,795</u> | <u>\$ 12,041,096</u> |
| Other Financing Sources (Uses) | | | | |
| Transfers-In | \$ - | \$ - | \$ - | \$ - |
| Transfers-Out | - | - | - | - |
| Total Other Financing Sources (Uses) | <u>\$ -</u> | <u>\$ -</u> | <u>\$ -</u> | <u>\$ -</u> |
| Change in Net Position | \$ 127,016 | \$ (125,896) | \$ 426,494 | \$ 427,615 |
| Net Position Beginning 10/01/2018 | <u>310,720</u> | <u>668,943</u> | <u>972,052</u> | <u>1,951,715</u> |
| Net Position Ending 8/31/2019 | <u><u>\$ 437,736</u></u> | <u><u>\$ 543,047</u></u> | <u><u>\$ 1,398,546</u></u> | <u><u>\$ 2,379,330</u></u> |

Nueces County, Texas
Change in Fund Balance – Current YTD
Internal Service Fund
August 31, 2019

| Period | Oct | Nov | Dec | Jan | Feb | Mar | Apr | May | Jun | Jul | Aug |
|---------------|-----------|-----------|-----------|-----------|-----------|-----------|-----------|-----------|-----------|-----------|-----------|
| Starting FB | 1,951,715 | 2,354,984 | 2,728,424 | 2,922,709 | 2,551,666 | 2,762,751 | 2,933,953 | 3,016,744 | 2,143,387 | 2,159,345 | 2,373,529 |
| Revenues | 1,070,041 | 1,060,445 | 929,387 | 1,432,657 | 866,925 | 1,492,143 | 989,422 | 1,951,637 | 1,104,247 | 856,575 | 1,064,326 |
| Transfers In | - | - | - | - | - | - | - | - | - | - | - |
| Expenditures | 666,772 | 687,005 | 929,387 | 1,432,657 | 866,925 | 1,492,143 | 989,422 | 1,951,637 | 1,104,247 | 856,575 | 1,064,326 |
| Transfers Out | - | - | - | - | - | - | - | - | - | - | - |
| Ending FB | 2,354,984 | 2,728,424 | 2,922,709 | 2,551,666 | 2,762,751 | 2,933,953 | 3,016,744 | 2,143,387 | 2,159,345 | 2,373,529 | 2,379,330 |



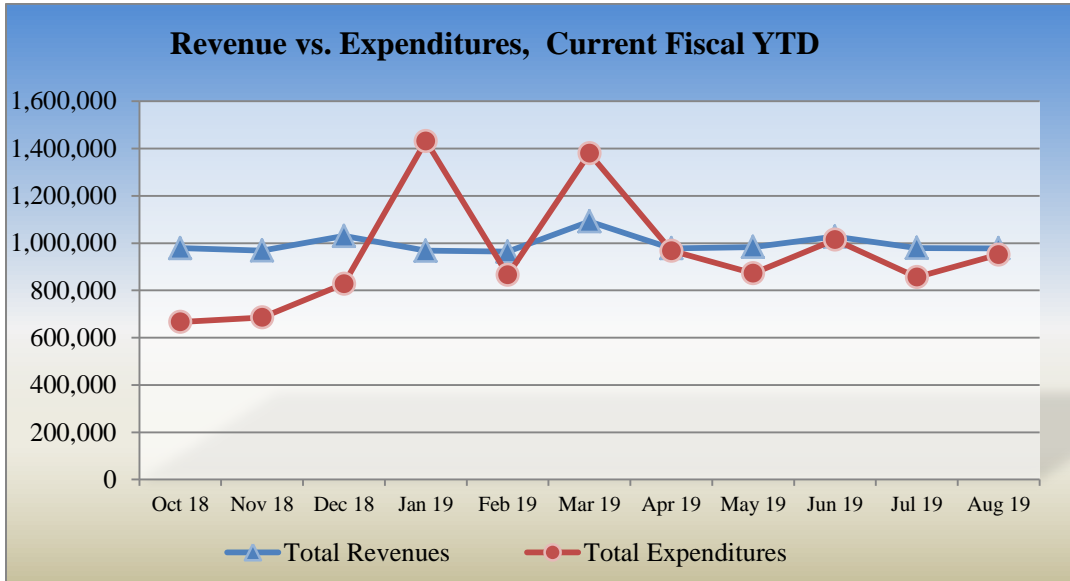
Nueces County, Texas
Comparison of Current Year to Prior Year Revenues
August 2018 vs. August 2019
Group Health

| | 2018 - 2019 Current Year-to-Date <u>Actual</u> | 2017 - 2018 Prior Year-to-Date <u>Actual</u> | Increase (Decrease) | Current to Prior Year Percent Change |
|------------------------------|---------------------------------------------------------|-------------------------------------------------------|------------------------|-----------------------------------------------|
| Charges for Services | \$ 10,645,359 | \$ 10,548,679 | \$ 96,680 | 1% |
| Interest & Investment Income | 67,486 | 23,122 | 44,364 | 192% |
| Other Income | 222,037 | 203,301 | 18,736 | 9% |
| Refunds & Reimbursements | 12,408 | 24,489 | (12,081) | -49% |
| Total Revenues | <u>\$ 10,947,290</u> | <u>\$ 10,799,591</u> | <u>\$ 147,699</u> | 1% |

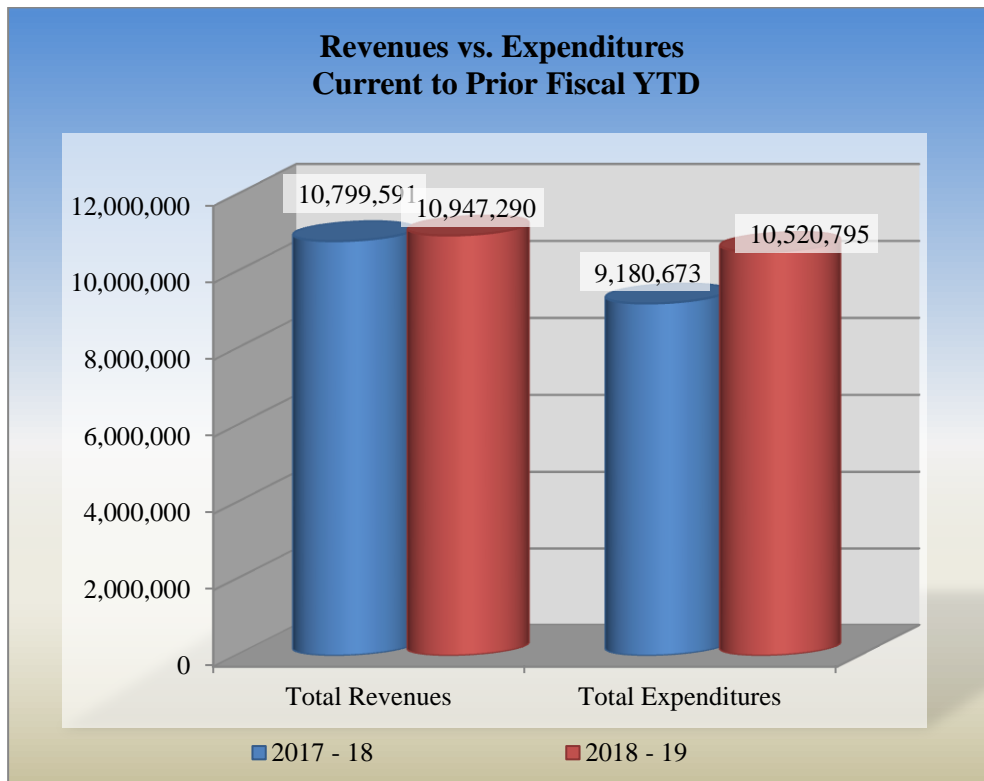
Nueces County, Texas
Comparison of Current Year to Prior Year Expenses
August 2018 vs. August 2019
Group Health

| | 2018 - 2019 Current Year-to-Date <u>Actual</u> | 2017 - 2018 Prior Year-to-Date <u>Actual</u> | Increase (Decrease) | Current to Prior Year Percent Change |
|----------------------------|---------------------------------------------------------|-------------------------------------------------------|------------------------|-----------------------------------------------|
| Insurance Fund Costs | \$ 555,014 | \$ 582,855 | \$ (27,842) | -5% |
| Other Services and Charges | 487,491 | 425,060 | 62,430 | 15% |
| Professional Services | 9,478,291 | 8,172,757 | 1,305,534 | 16% |
| Total Expenditures | <u>\$ 10,520,795</u> | <u>\$ 9,180,673</u> | <u>\$ 1,340,123</u> | 15% |
| Net Income / (Loss) | <u>\$ 426,494</u> | <u>\$ 1,618,918</u> | <u>\$ (1,192,424)</u> | <u>-74%</u> |

Nueces County, Texas
Monthly and Year to Prior Year
Comparison Charts
Group Health Fund
2018 - 2019 Individual Month Comparison



| Fiscal Period | Oct 18 | Nov 18 | Dec 18 | Jan 19 | Feb 19 | Mar 19 | Apr 19 | May 19 | Jun 19 | Jul 19 | Aug 19 |
|---------------|---------|---------|-----------|-----------|---------|-----------|---------|---------|-----------|---------|---------|
| Revenues | 978,520 | 968,850 | 1,030,355 | 967,730 | 963,697 | 1,091,448 | 978,313 | 983,632 | 1,027,525 | 979,395 | 977,826 |
| Expenditures | 666,530 | 685,485 | 827,829 | 1,432,377 | 866,052 | 1,379,735 | 967,705 | 872,539 | 1,014,470 | 856,433 | 951,640 |



BUDGET STATUS
REVENUE
(Unaudited)

Nueces County, Texas
Statement of Revenues Budget to Actual
General Fund
August 31, 2019

| | Original FY 2018/19 Budget | Adjusted FY 2018/19 Budget | Year to Date Activity | Remaining Balance | Percent of Budget Collected |
|------------------------------------|----------------------------------|----------------------------------|--------------------------|----------------------|-----------------------------------|
| Taxes | | | | | |
| Current Property Taxes | \$ 73,053,852 | \$ 73,053,852 | \$ 73,181,356 | \$ (127,504) | 100.2% |
| Delinquent Property Taxes | 1,410,000 | 1,410,000 | 1,317,995 | 92,005 | 93.5% |
| Penalties & Interest | 715,000 | 715,000 | 670,451 | 44,549 | 93.8% |
| Other Taxes | 443,000 | 443,000 | 41,543 | 401,457 | 9.4% |
| Fees of Office | 3,970,100 | 3,970,100 | 3,690,701 | 279,399 | 93.0% |
| Fines and Forfeitures | 1,370,000 | 1,370,000 | 1,415,337 | (45,337) | 103.3% |
| Licenses and Permits | 120,000 | 120,000 | 144,282 | (24,282) | 120.2% |
| Motor Vehicle Services | 4,100,000 | 4,100,000 | 4,294,888 | (194,888) | 104.8% |
| Intergovernmental Revenue | 5,237,216 | 5,237,216 | 4,022,313 | 1,214,903 | 76.8% |
| Housing Inmates | 425,000 | 425,000 | 262,426 | 162,574 | 61.7% |
| Charges for Services | 500,000 | 500,000 | 524,795 | (24,795) | 105.0% |
| Investment Income | 500,000 | 500,000 | 1,350,045 | (850,045) | 270.0% |
| Rental & Commissions | 725,000 | 725,000 | 769,218 | (44,218) | 106.1% |
| Refunds & Reimbursements | 155,000 | 155,000 | 192,733 | (37,733) | 124.3% |
| Sale of Printed Materials | 12,000 | 12,000 | 5,887 | 6,113 | 49.1% |
| Other Income | 119,500 | 119,500 | 94,728 | 24,772 | 79.3% |
| Transfers In | 1,340,626 | 1,340,626 | 40,000 | 1,300,626 | 3.0% |
| Total General Fund Revenues | \$ 94,196,294 | \$ 94,196,294 | \$ 92,018,698 | \$ 2,177,596 | 97.7% |

Comparison of Current Year to Prior Year Revenues
General Fund
August 2018 vs August 2019

| | 2018-2019 Fiscal Year to Date Actual | 2017-2018 Prior Year to Date Actual | Increase (Decrease) | Current to Prior Year Percentage Change |
|------------------------------------|-----------------------------------------------|----------------------------------------------|------------------------|--------------------------------------------------|
| Taxes | | | | |
| Current Property Taxes | \$ 73,181,356 | \$ 67,812,446 | \$ 5,368,910 | 7.9% |
| Delinquent Property Taxes | 1,317,995 | 2,232,211 | (914,216) | -41.0% |
| Penalties & Interest | 670,451 | 669,821 | 630 | 0.1% |
| Other Taxes | 41,543 | 40,358 | 1,185 | 2.9% |
| Fees of Office | 3,690,701 | 3,449,958 | 240,743 | 7.0% |
| Fines and Forfeitures | 1,415,337 | 1,178,934 | 236,403 | 20.1% |
| Licenses and Permits | 144,282 | 154,823 | (10,542) | -6.8% |
| Motor Vehicle Services | 4,294,888 | 4,155,017 | 139,871 | 3.4% |
| Intergovernmental Revenue | 4,022,313 | 3,922,182 | 100,131 | 2.6% |
| Housing Inmates | 262,426 | 416,135 | (153,709) | -36.9% |
| Charges for Services | 524,795 | 468,423 | 56,372 | 12.0% |
| Investment Income | 1,350,045 | 628,177 | 721,868 | 114.9% |
| Rental & Commissions | 769,218 | 798,098 | (28,881) | -3.6% |
| Refunds & Reimbursements | 192,733 | 1,692,405 | (1,499,673) | -88.6% |
| Sale of Printed Materials | 5,887 | 11,135 | (5,248) | -47.1% |
| Other Income | 94,728 | 131,049 | (36,321) | -27.7% |
| Total General Fund Revenues | \$ 92,018,698 | \$ 87,764,275 | \$ 4,254,423 | 4.8% |

Nueces County, Texas
Statement of Revenues Budget to Actual
Road and Bridge Fund
August 31, 2019

| | Original FY 2018 / 19 Budget | Adjusted FY 2018 / 19 Budget | Year to Date Activity | Remaining Balance | Percent of Budget Collected |
|--------------------------------------------|------------------------------------|------------------------------------|-----------------------------|----------------------|-----------------------------------|
| Road & Bridge | | | | | |
| Taxes | | | | | |
| Current Property Taxes | \$ 1,095,732 | \$ 1,095,732 | \$ 1,094,645 | \$ 1,087 | 100% |
| Delinquent Property Taxes | 23,000 | 23,000 | 38,363 | (15,363) | 166.8% |
| Penalties & Interest | 11,000 | 11,000 | 14,705 | (3,705) | 133.7% |
| Other Taxes | 600 | 600 | 9,912 | (9,312) | 1652.0% |
| Licenses and Permits | 7,000 | 7,000 | 859 | 6,141 | 12.3% |
| Motor Vehicle Services | 3,260,000 | 3,260,000 | 2,922,509 | 337,491 | 89.6% |
| Intergovernmental Revenue | 180,000 | 180,000 | 171,611 | 8,389 | 95.3% |
| Investment Income | 18,500 | 18,500 | 33,818 | (15,318) | 182.8% |
| Refunds & Reimbursements | 2,500 | 2,500 | 3,776 | (1,276) | 151.0% |
| Transfers In | 2,576,000 | 2,576,000 | 635,841 | 1,940,159 | 24.7% |
| Subtotal Road & Bridge Revenues | \$ 7,174,332 | \$ 7,174,332 | \$ 4,926,039 | \$ 2,248,293 | 68.7% |
| Engineering | | | | | |
| Transfers In | \$ 628,000 | \$ 628,000 | \$ - | \$ 628,000 | 0.0% |
| Subtotal Engineering | \$ 628,000 | \$ 628,000 | \$ - | \$ 628,000 | 0.0% |
| Road Right of Way | | | | | |
| Investment Income | \$ - | \$ - | \$ 715 | \$ (715) | 0.0% |
| Subtotal Road Right of Way | \$ - | \$ - | \$ 715 | \$ (715) | |
| Total Road & Bridge Revenues | \$ 7,802,332 | \$ 7,802,332 | \$ 4,926,754 | \$ 2,875,578 | 63.1% |

Comparison of Current Year to Prior Year Revenues
Road and Bridge Fund
August 2018 vs August 2019

| | 2018 - 19 Fiscal Year to Date Actual | 2017 - 18 Prior Year to Date Actual | Increase (Decrease) | Current to Prior Year Percentage Change |
|-----------------------------------------|-----------------------------------------------|----------------------------------------------|------------------------|--------------------------------------------------|
| Road & Bridge | | | | |
| Taxes | | | | |
| Current Property Taxes | \$ 1,094,645 | \$ 1,013,719 | \$ 80,926 | 8.0% |
| Delinquent Property Taxes | 38,363 | 33,558 | 4,805 | 14.3% |
| Penalties & Interest | 14,705 | 10,588 | 4,117 | 38.9% |
| Other Taxes | 9,912 | 330 | 9,582 | 2907.7% |
| Licenses and Permits | 859 | - | 859 | 0.0% |
| Motor Vehicle Services | 2,922,509 | 3,147,721 | (225,213) | -7.2% |
| Intergovernmental Revenue | 171,611 | 164,413 | 7,198 | 4.4% |
| Investment Income | 34,533 | 24,530 | 10,004 | 40.8% |
| Refunds & Reimbursements | 3,776 | 9,477 | (5,701) | -60.2% |
| Other Income | - | 124 | (124) | -100.0% |
| Transfers In | 635,841 | 818,057 | (182,216) | -22.3% |
| Total Road & Bridge Revenues | \$ 4,926,754 | \$ 5,222,516 | \$ (295,761) | -5.7% |

Nueces County, Texas
Statement of Revenues Budget to Actual
Inland and Coastal Parks
August 31, 2019

| | Original FY 2018 / 19 Budget | Adjusted FY 2018 / 19 Budget | Year to Date Activity | Remaining Balance | Percent of Budget Collected |
|--------------------------------------|------------------------------------|------------------------------------|-----------------------------------|-----------------------------------|-----------------------------------|
| <u>Inland Parks</u> | | | | | |
| Investment Income | \$ 2,000 | \$ 2,000 | \$ 12,874 | \$ (10,874) | 643.7% |
| Refunds & Reimbursements | - | - | 527 | (527) | 0.0% |
| Operating Transfers-In | <u>1,667,216</u> | <u>1,667,216</u> | <u>1,642,216</u> | <u>25,000</u> | 98.5% |
| Total - Inland Parks | \$ <u>1,669,216</u> | \$ <u>1,669,216</u> | \$ <u>1,655,617</u> | \$ <u>13,599</u> | 99.2% |
| <u>Coastal Parks</u> | | | | | |
| Intergovernmental Revenues | \$ 110,000 | \$ 110,000 | \$ 96,421 | \$ 13,579 | 87.7% |
| Investment Income | 9,000 | 9,000 | 24,798 | (15,798) | 275.5% |
| Rentals & Commissions | 480,000 | 480,000 | 144,243 | 335,757 | 30.1% |
| Padre Balli Park | 185,000 | 185,000 | 390,328 | (205,328) | 211.0% |
| I.B. Magee Park | 285,000 | 285,000 | 28,500 | 256,500 | 10.0% |
| Refunds & Reimbursements | 500 | 500 | 13,217 | (12,717) | 2643.4% |
| Padre Balli-Commodity Sales | 6,250 | 6,250 | 1,312 | 4,938 | 21.0% |
| Other Income | 500 | 500 | (88) | 588 | -17.5% |
| Operating Transfers-In | <u>1,117,000</u> | <u>1,117,000</u> | <u>1,422,000</u> | <u>(305,000)</u> | 127.3% |
| Subtotal - Coastal Parks | \$ <u>2,193,250</u> | \$ <u>2,193,250</u> | \$ <u>2,447,173</u> | \$ <u>(253,923)</u> | 111.6% |
| <u>Beach Improvements</u> | | | | | |
| Rentals & Commissions | \$ 135,000 | \$ 135,000 | \$ - | \$ 135,000 | 0.0% |
| Padre Balli Park | - | - | 106,309 | (106,309) | 0.0% |
| I.B. McGee Park | - | - | 95,086 | (95,086) | 0.0% |
| Subtotal - Beach Improvements | \$ <u>135,000</u> | \$ <u>135,000</u> | \$ <u>201,395</u> | \$ <u>(66,395)</u> | 149.2% |
| <u>Pier Fund</u> | | | | | |
| Rentals & Commissions | \$ 10,000 | \$ 10,000 | \$ 14,718 | \$ (4,718) | 147.2% |
| Padre Balli Park | 260,000 | 260,000 | 313,043 | (53,043) | 120.4% |
| Refunds & Reimbursements | 7,500 | 7,500 | - | 7,500 | 0.0% |
| Padre Balli - Commodity Sales | 32,000 | 32,000 | 21,437 | 10,563 | 67.0% |
| Other Income | - | - | 271 | (271) | 0.0% |
| Subtotal - Pier Fund | \$ <u>309,500</u> | \$ <u>309,500</u> | \$ <u>349,469</u> | \$ <u>(39,969)</u> | 112.9% |
| Total Coastal Parks | \$ <u><u>2,637,750</u></u> | \$ <u><u>2,637,750</u></u> | \$ <u><u>2,998,038</u></u> | \$ <u><u>(360,288)</u></u> | 114% |

Nueces County, Texas
Comparison of Current Year to Prior Year Revenues
Inland and Coastal Parks
August 2018 vs August 2019

| | 2018 - 19 Fiscal Year to Date Actual | 2017 - 18 Prior Year to Date Actual | Increase (Decrease) | Current to Prior Year Percentage Change |
|--------------------------------------|-----------------------------------------------|----------------------------------------------|------------------------|--------------------------------------------------|
| <u>Inland Parks</u> | | | | |
| Investment Income | \$ 12,874 | \$ 5,261 | \$ 7,614 | 145% |
| Operating Transfers-In | 1,642,216 | 1,624,121 | 18,095 | 1% |
| Refunds & Reimbursements | 527 | 166 | 361 | 218% |
| Total - Inland Parks | \$ 1,655,617 | \$ 1,629,547 | \$ 26,070 | 2% |
| <u>Coastal Parks</u> | | | | |
| Investment Income | \$ 24,798 | \$ 16,653 | \$ 8,145 | 49% |
| Rentals & Commissions | 144,243 | 1,650 | 142,593 | 8642% |
| Padre Balli Park | 390,328 | 396,854 | (6,526) | -2% |
| I.B. Magee Park | 28,500 | 102,963 | (74,463) | -72% |
| Refunds & Reimbursements | 13,217 | 29,924 | (16,707) | -56% |
| Padre Balli-Commodity Sales | 1,312 | 1,485 | (173) | -12% |
| Sale of Assets | - | 2,735 | (2,735) | -100% |
| Operating Transfers-In | 1,422,000 | 1,200,000 | 222,000 | 19% |
| Subtotal - Coastal Parks | \$ 2,447,173 | \$ 2,169,052 | \$ 278,122 | 13% |
| <u>Beach Improvements</u> | | | | |
| Rentals & Commissions | \$ - | \$ 102,453 | \$ (102,453) | -100% |
| Padre Balli Park | 106,309 | - | 106,309 | 0% |
| I.B. McGee Park | 95,086 | - | 95,086 | 0% |
| Subtotal - Beach Improvements | \$ 201,395 | \$ 102,453 | \$ 98,943 | 97% |
| <u>Pier Fund</u> | | | | |
| Rentals & Commissions | \$ 14,718 | \$ 15,082 | \$ (364) | -2% |
| Padre Balli Park | 313,043 | 365,690 | (52,647) | -14% |
| Padre Balli - Commodity Sales | 21,437 | 27,688 | (6,251) | -23% |
| Other Income | 271 | 630 | (359) | -57% |
| Subtotal - Pier Fund | \$ 349,469 | \$ 409,089 | \$ (59,620) | -15% |
| Total Coastal Parks | \$ 2,998,038 | \$ 2,680,594 | \$ 317,444 | 12% |

Nueces County, Texas
Statement of Revenues Budget to Actual
Airport Fund
August 31, 2019

| | Original FY 2018 / 19 Budget | Adjusted FY 2018 / 19 Budget | Year to Date Activity | Remaining Balance | Percent of Budget Collected |
|------------------------------|------------------------------------|------------------------------------|--------------------------|----------------------|-----------------------------------|
| 4610 Investment Income | \$ 150 | \$ 150 | \$ 3,490 | \$ (3,340) | 2327% |
| 4711 Rent Hangar 1 | 1,860 | 1,860 | 1,860 | - | 100% |
| 4712 Rent Hangar 2 | 1,860 | 1,860 | 1,860 | - | 100% |
| 4713 Rent Hangar 3 | 1,860 | 1,860 | 1,721 | 140 | 93% |
| 4714 Rent Hangar 4 | 1,860 | 1,860 | 1,860 | - | 100% |
| 4715 Rent Hangar 5 | 1,860 | 1,860 | 1,860 | - | 100% |
| 4716 Rent Hangar 6 | 1,860 | 1,860 | 1,860 | - | 100% |
| 4717 Rent Hangar 7 | 1,860 | 1,860 | 1,705 | 155 | 92% |
| 4718 Rent Hangar 8 | 1,860 | 1,860 | 1,705 | 155 | 92% |
| 4719 Rent Hangar 9 | 1,860 | 1,860 | 1,740 | 120 | 94% |
| 4720 Rent Hangar 10 | 1,860 | 1,860 | 1,860 | - | 100% |
| 4700 Rent Hangar 11 | 2,700 | 2,700 | 2,700 | - | 100% |
| 4701 Rent Hangar 12 | 2,700 | 2,700 | 2,700 | - | 100% |
| 4704 Rent Hangar 13 | 2,700 | 2,700 | 2,700 | - | 100% |
| 4723 Rent Hangar 14 | 2,700 | 2,700 | 2,700 | - | 100% |
| 4724 Rent Hangar 15 | 2,700 | 2,700 | 2,475 | 225 | 92% |
| 4731 Rent Hangar 16 | 2,700 | 2,700 | 2,700 | - | 100% |
| 4732 Rent Hangar 17 | 2,700 | 2,700 | 2,700 | - | 100% |
| 4733 Rent Hangar 18 | 2,700 | 2,700 | 2,925 | (225) | 108% |
| 4734 Rent Hangar 19 | 2,700 | 2,700 | 2,475 | 225 | 92% |
| 4735 Rent Hangar 20 | 2,700 | 2,700 | 2,700 | - | 100% |
| 4726 Rent Hangar Space H2 | 10,860 | 10,860 | 9,955 | 905 | 92% |
| 4726 Rent Hangar M1 (vacant) | - | - | - | - | 0% |
| 4727 Rent Hangar M2 (vacant) | - | - | - | - | 0% |
| 4728 Rent Hangar Space M3 | 10,932 | 10,932 | 10,021 | 911 | 92% |
| 4729 Rent Hangar Space M4 | 1,140 | 1,140 | 1,045 | 95 | 92% |
| 4730 Rent Hangar Space M5 | 1,140 | 1,140 | 1,140 | - | 100% |
| 4736 Rent - Williams Hangar | 12,000 | 12,000 | 12,000 | - | 100% |
| 4709 Farm Land Rent | 13,950 | 13,950 | 3,212 | 10,738 | 23% |
| 4710 Private Hangars (3) | - | - | - | - | 0% |
| Other Service charges | 300 | 300 | - | 300 | 0% |
| Commodity Sales | 7,495 | 7,495 | 4,326 | 3,169 | 58% |
| Transfers In | 79,880 | 79,880 | 79,880 | - | 100% |
| Overage (Shortage) | - | - | - | - | 0% |
| Total Airport | \$ 183,447 | \$ 183,447 | \$ 170,170 | \$ 13,277 | 93% |

Commodity Sales Detail

| | |
|----------------------------------------|-----------------|
| 4815 Aviation Fuel Sales - Cash | \$ - |
| 4739 Aviation Fuel Sales - Credit Card | 62,003 |
| 4816 Cost of Sales | (50,503) |
| 4831 Credit Card Sales Charges | (7,174) |
| Total Commodity Sales | \$ 4,326 |

BUDGET STATUS
EXPENDITURES
(Unaudited)

Nueces County, Texas
Statement of Expenditures Budget to Actual
General Fund
August 31, 2019

| | Original FY 2018 / 19 Budget | Adjusted FY 2018 / 19 Budget | Year to Date Activity | Available Balance | Percent of Budget Available |
|----------------------------------------|------------------------------------|------------------------------------|--------------------------|----------------------|-----------------------------------|
| General Government | | | | | |
| 1010 County Commissioner Prec 1 | | | | | |
| Salaries | \$ 118,341 | \$ 118,341 | \$ 109,539 | \$ 8,802 | 7.4% |
| Employee Benefits | 33,620 | 33,620 | 29,463 | 4,157 | 12.4% |
| Other Personnel Expense | 9,540 | 9,540 | 8,858 | 682 | 7.1% |
| Office Expense & Supplies | 1,750 | 1,750 | 483 | 1,267 | 72.4% |
| Telephone & Utilities | 550 | 550 | 768 | (218) | -39.6% |
| Maintenance & Repair | 150 | 150 | - | 150 | 100.0% |
| Professional Services | 2,700 | 2,700 | - | 2,700 | 100.0% |
| Other Services & Charges | 550 | 550 | 367 | 183 | 33.3% |
| Travel | 1,121 | 1,121 | - | 1,121 | 100.0% |
| Total | <u>\$ 168,322</u> | <u>\$ 168,322</u> | <u>\$ 149,478</u> | <u>\$ 18,844</u> | <u>11.2%</u> |
| 1020 County Commissioner Prec 2 | | | | | |
| Salaries | \$ 126,384 | \$ 126,384 | \$ 116,147 | \$ 10,237 | 8.1% |
| Other Salary & Supplements | 1,080 | 1,080 | 997 | 83 | 7.7% |
| Employee Benefits | 35,531 | 35,531 | 32,928 | 2,603 | 7.3% |
| Other Personnel Expense | 9,540 | 9,540 | 8,761 | 779 | 8.2% |
| Office Expense & Supplies | 2,250 | 2,250 | 1,880 | 370 | 16.4% |
| Telephone & Utilities | 550 | 550 | 668 | (118) | -21.5% |
| Maintenance & Repair | - | - | - | - | 0.0% |
| Professional Services | 1,200 | 1,200 | 965 | 235 | 19.6% |
| Other Services & Charges | - | - | - | - | 0.0% |
| Travel | 2,768 | 2,768 | 2,025 | 743 | 26.8% |
| Total | <u>\$ 179,303</u> | <u>\$ 179,303</u> | <u>\$ 164,372</u> | <u>\$ 14,931</u> | <u>8.3%</u> |
| 1030 County Commissioner Prec 3 | | | | | |
| Salaries | \$ 122,479 | \$ 122,479 | \$ 112,568 | \$ 9,911 | 8.1% |
| Other Salary & Supplements | 1,800 | 1,800 | 1,662 | 138 | 7.7% |
| Employee Benefits | 46,923 | 46,923 | 43,793 | 3,130 | 6.7% |
| Other Personnel Expense | 9,540 | 9,540 | 8,761 | 779 | 8.2% |
| Office Expense & Supplies | 2,051 | 1,051 | 659 | 392 | 37.3% |
| Telephone & Utilities | 550 | 550 | 477 | 73 | 13.4% |
| Maintenance & Repair | 300 | 300 | - | 300 | 100.0% |
| Professional Services | 1,400 | 1,400 | 570 | 830 | 59.3% |
| Other Services & Charges | 600 | 600 | 535 | 65 | 10.8% |
| Other Expenses | - | - | - | - | 0.0% |
| Travel | 3,100 | 4,100 | 2,945 | 1,155 | 28.2% |
| Total | <u>\$ 188,743</u> | <u>\$ 188,743</u> | <u>\$ 171,968</u> | <u>\$ 16,775</u> | <u>8.9%</u> |

| | Original FY 2018 / 19 Budget | Adjusted FY 2018 / 19 Budget | Year to Date Activity | Available Balance | Percent of Budget Available |
|----------------------------------------|------------------------------------|------------------------------------|--------------------------|----------------------|-----------------------------------|
| 1040 County Commissioner Prec 4 | | | | | |
| Salaries | \$ 118,341 | \$ 118,341 | \$ 105,674 | \$ 12,667 | 10.7% |
| Employee Benefits | 33,620 | 33,620 | 22,852 | 10,768 | 32.0% |
| Other Personnel Expense | 9,540 | 9,540 | 8,761 | 779 | 8.2% |
| Office Expense & Supplies | 1,268 | 988 | 95 | 893 | 90.3% |
| Telephone & Utilities | 550 | 550 | 428 | 122 | 22.1% |
| Maintenance & Repair | 150 | - | - | - | 0.0% |
| Professional Services | 700 | 335 | 35 | 300 | 89.6% |
| Travel | 2,100 | 2,895 | 1,537 | 1,358 | 46.9% |
| Total | \$ 166,269 | \$ 166,269 | \$ 139,382 | \$ 26,887 | 16.2% |
| 1120 County Judge | | | | | |
| Salaries | \$ 215,119 | \$ 215,119 | \$ 201,133 | \$ 13,986 | 6.5% |
| Salaries Overtime | - | 700 | 593 | 107 | 15.3% |
| Other Salary & Supplements | 15,660 | 17,613 | 16,176 | 1,437 | 8.2% |
| Employee Benefits | 62,045 | 62,045 | 54,658 | 7,387 | 11.9% |
| Other Personnel Expense | 9,540 | 9,540 | 8,664 | 876 | 9.2% |
| Office Expense & Supplies | 2,675 | 2,615 | 2,978 | (363) | -13.9% |
| Telephone & Utilities | 1,000 | 1,000 | 1,557 | (557) | -55.7% |
| Maintenance & Repair | 177 | 237 | 172 | 65 | 27.5% |
| Professional Services | 1,500 | 1,500 | 680 | 820 | 54.7% |
| Other Services & Charges | 500 | 500 | 686 | (186) | -37.2% |
| Travel | 3,850 | 3,850 | 4,965 | (1,115) | -29.0% |
| Total | \$ 312,066 | \$ 314,719 | \$ 292,262 | \$ 22,457 | 7.1% |
| 1121 CCMGT Support | | | | | |
| Salaries | \$ 337,568 | \$ 310,761 | \$ 244,577 | \$ 66,184 | 21.3% |
| Other Salary & Supplements | 2,820 | 2,820 | 2,603 | 217 | 7.7% |
| Employee Benefits | 99,671 | 99,671 | 82,917 | 16,754 | 16.8% |
| Other Personnel Expense | 4,320 | 4,320 | 2,409 | 1,911 | 44.2% |
| Office Expense & Supplies | 2,300 | 2,681 | 2,581 | 100 | 3.7% |
| Telephone & Utilities | 1,300 | 1,300 | 1,287 | 13 | 1.0% |
| Professional Services | 1,985 | 13,285 | 13,011 | 274 | 2.1% |
| Other Services & Charges | 400 | 1,310 | 810 | 500 | 38.2% |
| Other Expenses | 6,800 | 6,800 | 6,561 | 239 | 3.5% |
| Travel | 2,997 | 4,348 | 4,348 | (0) | 0.0% |
| Total | \$ 460,161 | \$ 460,161 | \$ 361,997 | \$ 98,164 | 21.3% |

| | Original FY 2018 / 19 Budget | Adjusted FY 2018 / 19 Budget | Year to Date Activity | Available Balance | Percent of Budget Available |
|-----------------------------------|------------------------------------|------------------------------------|--------------------------|----------------------|-----------------------------------|
| 1122 Grants Administration | | | | | |
| Salaries | \$ 165,231 | \$ 165,231 | \$ 129,913 | \$ 35,318 | 21.4% |
| Salaries Overtime | - | 196 | 196 | 0 | 0.1% |
| Other Salary & Supplements | 1,980 | 1,980 | 1,135 | 845 | 42.7% |
| Employee Benefits | 71,420 | 71,420 | 56,649 | 14,771 | 20.7% |
| Other Personnel Expense | 6,480 | 6,480 | 5,982 | 498 | 7.7% |
| Office Expense & Supplies | 3,155 | 4,655 | 4,132 | 523 | 11.2% |
| Telephone & Utilities | 1,300 | 1,300 | 1,287 | 13 | 1.0% |
| Maintenance & Repair | 220 | 220 | 125 | 95 | 43.2% |
| Professional Services | 4,971 | 971 | 313 | 658 | 67.8% |
| Other Services & Charges | 2,000 | 3,000 | 1,321 | 1,679 | 56.0% |
| Other Expenses | 1,400 | 2,900 | 2,271 | 629 | 21.7% |
| Travel | 2,200 | 2,004 | 2,129 | (125) | -6.2% |
| Total | \$ 260,357 | \$ 260,357 | \$ 205,454 | \$ 54,903 | 21.1% |
| 1125 Risk Management | | | | | |
| Salaries | \$ 112,657 | \$ 112,657 | \$ 103,276 | \$ 9,381 | 8.3% |
| Employee Benefits | 36,826 | 36,826 | 34,300 | 2,526 | 6.9% |
| Other Personnel Expense | 5,760 | 5,760 | 5,317 | 443 | 7.7% |
| Office Expense & Supplies | 10,200 | 10,200 | 2,762 | 7,438 | 72.9% |
| Telephone & Utilities | 1,800 | 1,800 | 950 | 850 | 47.2% |
| Maintenance & Repair | 200 | 200 | - | 200 | 100.0% |
| Professional Services | 15,560 | 15,560 | 8,350 | 7,210 | 46.3% |
| Other Services & Charges | 1,800 | 1,800 | 655 | 1,145 | 63.6% |
| Other Expenses | 2,500 | 2,500 | 1,172 | 1,328 | 53.1% |
| Travel | 3,000 | 3,000 | 2,306 | 694 | 23.1% |
| Total | \$ 190,303 | \$ 190,303 | \$ 159,088 | \$ 31,215 | 16.4% |

| | Original FY 2018 / 19 Budget | Adjusted FY 2018 / 19 Budget | Year to Date Activity | Available Balance | Percent of Budget Available |
|-----------------------------|------------------------------------|------------------------------------|--------------------------|----------------------|-----------------------------------|
| 1130 County Attorney | | | | | |
| Salaries | \$ 1,078,463 | \$ 1,078,463 | \$ 923,905 | \$ 154,558 | 14.3% |
| Salaries Overtime | - | 15 | 3 | 12 | 82.0% |
| Other Salary & Supplements | 29,444 | 29,444 | 28,121 | 1,324 | 4.5% |
| Employee Benefits | 378,138 | 378,138 | 335,699 | 42,439 | 11.2% |
| Other Personnel Expense | 25,500 | 25,500 | 21,770 | 3,730 | 14.6% |
| Office Expense & Supplies | 28,800 | 28,830 | 22,331 | 6,499 | 22.5% |
| Telephone & Utilities | 2,000 | 2,000 | 1,427 | 573 | 28.6% |
| Maintenance & Repair | 800 | - | - | - | 0.0% |
| Professional Services | 24,795 | 25,840 | 18,869 | 6,971 | 27.0% |
| Other Services & Charges | 4,500 | 4,500 | 4,421 | 79 | 1.8% |
| Other Expenses | 10,600 | 10,600 | 10,995 | (395) | -3.7% |
| Travel | 3,600 | 3,310 | 1,646 | 1,664 | 50.3% |
| Total | \$ 1,586,640 | \$ 1,586,640 | \$ 1,369,184 | \$ 217,456 | 13.7% |
| 1160 County Clerk | | | | | |
| Salaries | \$ 474,121 | \$ 474,121 | \$ 378,564 | \$ 95,557 | 20.2% |
| Salaries Overtime | 3,000 | 3,000 | 2,637 | 363 | 12.1% |
| Other Salary & Supplements | 6,360 | 6,360 | 1,651 | 4,709 | 74.0% |
| Employee Benefits | 212,156 | 212,156 | 173,396 | 38,760 | 18.3% |
| Other Personnel Expense | 8,604 | 8,604 | 7,526 | 1,078 | 12.5% |
| Office Expense & Supplies | 22,402 | 22,402 | 14,901 | 7,501 | 33.5% |
| Telephone & Utilities | 2,050 | 2,050 | 1,762 | 288 | 14.0% |
| Maintenance & Repair | 750 | 750 | 66 | 684 | 91.2% |
| Professional Services | 2,700 | 2,700 | 1,823 | 877 | 32.5% |
| Other Services & Charges | 1,700 | 1,700 | 86 | 1,614 | 94.9% |
| Other Expenses | 13,090 | 13,090 | 11,465 | 1,625 | 12.4% |
| Travel | 4,000 | 4,000 | 3,378 | 622 | 15.5% |
| Total | \$ 750,933 | \$ 750,933 | \$ 597,254 | \$ 153,679 | 20.5% |

| | Original FY 2018 / 19 Budget | Adjusted FY 2018 / 19 Budget | Year to Date Activity | Available Balance | Percent of Budget Available |
|--------------------------------------|------------------------------------|------------------------------------|--------------------------|----------------------|-----------------------------------|
| 1170 County Clerk Treasury | | | | | |
| Salaries | \$ 188,037 | \$ 188,037 | \$ 161,027 | \$ 27,010 | 14.4% |
| Salaries Overtime | 6,000 | 6,000 | 2,666 | 3,334 | 55.6% |
| Other Salary & Supplements | 1,920 | 1,920 | 1,772 | 148 | 7.7% |
| Employee Benefits | 75,493 | 75,493 | 76,114 | (621) | -0.8% |
| Other Personnel Expense | 1,080 | 1,080 | 997 | 83 | 7.7% |
| Office Expense & Supplies | 28,926 | 28,926 | 13,011 | 15,915 | 55.0% |
| Telephone & Utilities | 600 | 600 | 477 | 123 | 20.5% |
| Maintenance & Repair | 2,800 | 2,800 | 1,812 | 988 | 35.3% |
| Professional Services | 1,400 | 1,400 | 366 | 1,034 | 73.8% |
| Other Services & Charges | 37,430 | 37,430 | 24,068 | 13,362 | 35.7% |
| Other Expenses | 4,700 | 4,700 | 5,166 | (466) | -9.9% |
| Travel | 1,800 | 1,800 | - | 1,800 | 100.0% |
| Total | \$ 350,186 | \$ 350,186 | \$ 287,475 | \$ 62,711 | 17.9% |
| 1180 County Clerk Collections | | | | | |
| Salaries | \$ 175,181 | \$ 175,181 | \$ 142,206 | \$ 32,975 | 18.8% |
| Salaries Overtime | 6,000 | 6,000 | 1,194 | 4,806 | 80.1% |
| Other Salary & Supplements | 1,140 | 1,140 | 1,052 | 88 | 7.7% |
| Employee Benefits | 77,097 | 77,097 | 70,481 | 6,616 | 8.6% |
| Office Expense & Supplies | 11,200 | 11,200 | 4,463 | 6,737 | 60.1% |
| Maintenance & Repair | 6,500 | 6,500 | 1,086 | 5,414 | 83.3% |
| Professional Services | 16,464 | 16,464 | 10,390 | 6,074 | 36.9% |
| Other Services & Charges | 705 | 705 | 280 | 425 | 60.3% |
| Other Expenses | 4,800 | 4,800 | 5,429 | (629) | -13.1% |
| Travel | 1,000 | 1,000 | - | 1,000 | 100.0% |
| Total | \$ 300,087 | \$ 300,087 | \$ 236,580 | \$ 63,507 | 21.2% |

| | Original FY 2018 / 19 Budget | Adjusted FY 2018 / 19 Budget | Year to Date Activity | Available Balance | Percent of Budget Available |
|--------------------------------------|------------------------------------|------------------------------------|--------------------------|----------------------|-----------------------------------|
| 1190 County Clerk Elections | | | | | |
| Salaries | \$ 168,010 | \$ 168,010 | \$ 138,465 | \$ 29,545 | 17.6% |
| Salaries Overtime | 14,000 | 14,000 | 1,088 | 12,912 | 92.2% |
| Other Salary & Supplements | 5,602 | 5,602 | 1,135 | 4,467 | 79.7% |
| Employee Benefits | 63,514 | 63,514 | 67,176 | (3,662) | -5.8% |
| Other Personnel Expense | 3,504 | 3,504 | 465 | 3,039 | 86.7% |
| Office Expense & Supplies | 31,103 | 31,103 | 5,643 | 25,460 | 81.9% |
| Food & Kitchen Expenses | 750 | 750 | 170 | 580 | 77.3% |
| Telephone & Utilities | 35,175 | 35,175 | 1,541 | 33,634 | 95.6% |
| Maintenance & Repair | 31,842 | 31,842 | 4,813 | 27,029 | 84.9% |
| Professional Services | 227,683 | 227,683 | 82,608 | 145,076 | 63.7% |
| Other Services & Charges | 310,153 | 310,153 | 4,796 | 305,357 | 98.5% |
| Other Expenses | 250 | 250 | - | 250 | 100.0% |
| Travel | 5,000 | 5,000 | 6,230 | (1,230) | -24.6% |
| Capital Outlay | 17,500 | 17,500 | 87 | 17,413 | 99.5% |
| Total | \$ 914,086 | \$ 914,086 | \$ 314,216 | \$ 599,870 | 65.6% |
| 1200 Tax Assessor - Collector | | | | | |
| Salaries | \$ 2,079,653 | \$ 2,079,653 | \$ 1,828,565 | \$ 251,088 | 12.1% |
| Salaries Overtime | 2,500 | 2,500 | 3,680 | (1,180) | -47.2% |
| Other Salary & Supplements | 56,799 | 56,799 | 51,777 | 5,022 | 8.8% |
| Employee Benefits | 923,477 | 923,477 | 868,999 | 54,478 | 5.9% |
| Other Personnel Expense | 11,340 | 11,340 | 10,423 | 917 | 8.1% |
| Office Expense & Supplies | 192,115 | 189,615 | 115,515 | 74,100 | 39.1% |
| Telephone & Utilities | - | 540 | 602 | (62) | -11.4% |
| Maintenance & Repair | 4,500 | 2,460 | 500 | 1,960 | 79.7% |
| Professional Services | 21,550 | 23,050 | 23,419 | (369) | -1.6% |
| Other Services & Charges | 20,600 | 20,600 | 19,180 | 1,420 | 6.9% |
| Other Expenses | 17,654 | 17,654 | 11,944 | 5,710 | 32.3% |
| Travel | 19,011 | 21,511 | 17,923 | 3,588 | 16.7% |
| Total | \$ 3,349,199 | \$ 3,349,199 | \$ 2,952,526 | \$ 396,673 | 11.8% |

| | Original FY 2018 / 19 Budget | Adjusted FY 2018 / 19 Budget | Year to Date Activity | Available Balance | Percent of Budget Available |
|------------------------------------|------------------------------------|------------------------------------|--------------------------|----------------------|-----------------------------------|
| 1240 Information Technology | | | | | |
| Salaries | \$ 1,229,913 | \$ 1,229,913 | \$ 1,095,566 | \$ 134,347 | 10.9% |
| Salaries Overtime | 500 | 500 | 334 | 166 | 33.2% |
| Other Salary & Supplements | 12,600 | 12,600 | 5,969 | 6,631 | 52.6% |
| Employee Benefits | 437,386 | 437,386 | 401,631 | 35,755 | 8.2% |
| Other Personnel Expense | 2,160 | 2,160 | 1,662 | 498 | 23.1% |
| Office Expense & Supplies | 18,100 | 18,100 | 5,161 | 12,939 | 71.5% |
| Telephone & Utilities | 548,909 | 548,909 | 305,764 | 243,145 | 44.3% |
| Maintenance & Repair | 383,746 | 399,098 | 181,566 | 217,532 | 54.5% |
| Professional Services | 811,000 | 751,000 | 454,765 | 296,236 | 39.4% |
| Other Services & Charges | 4,311 | 4,411 | 3,958 | 453 | 10.3% |
| Travel | 16,000 | 16,000 | 2,991 | 13,009 | 81.3% |
| Total | \$ 3,464,625 | \$ 3,420,077 | \$ 2,459,368 | \$ 960,709 | 28.1% |
| 1245 Human Resources | | | | | |
| Salaries | \$ 296,536 | \$ 296,536 | \$ 267,224 | \$ 29,312 | 9.9% |
| Other Salary & Supplements | 2,760 | 2,760 | 2,516 | 244 | 8.9% |
| Employee Benefits | 102,608 | 102,608 | 95,723 | 6,885 | 6.7% |
| Other Personnel Expense | 2,880 | 2,880 | 2,658 | 222 | 7.7% |
| Office Expense & Supplies | 1,586 | 1,021 | 749 | 272 | 26.7% |
| Telephone & Utilities | 650 | 650 | 475 | 175 | 27.0% |
| Professional Services | 1,250 | 1,815 | 3,954 | (2,139) | -117.9% |
| Other Expenses | 6,500 | 6,500 | 3,520 | 2,980 | 45.8% |
| Travel | 2,000 | 2,000 | 2,040 | (40) | -2.0% |
| Total | \$ 416,770 | \$ 416,770 | \$ 379,198 | \$ 37,572 | 9.0% |

| | Original FY 2018 / 19 Budget | Adjusted FY 2018 / 19 Budget | Year to Date Activity | Available Balance | Percent of Budget Available |
|-------------------------------|------------------------------------|------------------------------------|--------------------------|----------------------|-----------------------------------|
| 1250 County Auditor | | | | | |
| Salaries | \$ 1,117,786 | \$ 1,117,786 | \$ 993,435 | \$ 124,351 | 11.1% |
| Salaries Overtime | 5,000 | 5,000 | 3,159 | 1,841 | 36.8% |
| Other Salary & Supplements | 15,380 | 18,480 | 16,176 | 2,304 | 12.5% |
| Employee Benefits | 464,247 | 463,347 | 431,607 | 31,740 | 6.9% |
| Other Personnel Expense | 2,160 | 2,160 | 1,994 | 166 | 7.7% |
| Office Expense & Supplies | 22,300 | 21,200 | 16,889 | 4,311 | 20.3% |
| Telephone & Utilities | 5,000 | 5,000 | 4,022 | 978 | 19.6% |
| Maintenance & Repair | 500 | 500 | 60 | 440 | 88.0% |
| Professional Services | 359,500 | 358,400 | 351,535 | 6,865 | 1.9% |
| Other Services & Charges | 7,600 | 8,850 | 5,422 | 3,428 | 38.7% |
| Other Expenses | 15,000 | 15,000 | 11,504 | 3,496 | 23.3% |
| Travel | 15,000 | 13,750 | 10,043 | 3,707 | 27.0% |
| Total | \$ 2,029,473 | \$ 2,029,473 | \$ 1,845,846 | \$ 183,627 | 9.0% |
| 1270 County Purchasing | | | | | |
| Salaries | \$ 389,908 | \$ 389,908 | \$ 355,554 | \$ 34,354 | 8.8% |
| Salaries Overtime | 400 | 400 | - | 400 | 100.0% |
| Other Salary & Supplements | 4,740 | 4,740 | 4,029 | 711 | 15.0% |
| Employee Benefits | 176,736 | 176,736 | 160,335 | 16,401 | 9.3% |
| Other Personnel Expense | 2,880 | 2,880 | 2,658 | 222 | 7.7% |
| Office Expense & Supplies | 12,125 | 12,125 | 9,627 | 2,498 | 20.6% |
| Food & Kitchen Expenses | 300 | 300 | 43 | 257 | 85.8% |
| Telephone & Utilities | 2,675 | 2,675 | 1,560 | 1,115 | 41.7% |
| Maintenance & Repair | 6,575 | 6,575 | 1,940 | 4,635 | 70.5% |
| Professional Services | 1,500 | 1,500 | 870 | 630 | 42.0% |
| Other Services & Charges | 16,861 | 16,861 | 15,423 | 1,438 | 8.5% |
| Other Expenses | 12,130 | 12,130 | 7,029 | 5,101 | 42.1% |
| Travel | 1,500 | 1,500 | 778 | 722 | 48.1% |
| Total | \$ 628,330 | \$ 628,330 | \$ 559,847 | \$ 68,483 | 10.9% |

| | Original FY 2018 / 19 Budget | Adjusted FY 2018 / 19 Budget | Year to Date Activity | Available Balance | Percent of Budget Available |
|------------------------------------|------------------------------------|------------------------------------|--------------------------|----------------------|-----------------------------------|
| 1275 Veterans' Service | | | | | |
| Salaries | \$ 75,763 | \$ 75,763 | \$ 69,320 | \$ 6,443 | 8.5% |
| Employee Benefits | 31,850 | 31,850 | 30,312 | 1,538 | 4.8% |
| Other Personnel Expense | 2,520 | 2,520 | 2,326 | 194 | 7.7% |
| Office Expense & Supplies | 3,050 | 2,415 | 2,087 | 328 | 13.6% |
| Maintenance & Repair | 200 | 200 | - | 200 | 100.0% |
| Other Services & Charges | 19,779 | 19,779 | 18,090 | 1,689 | 8.5% |
| Other Expenses | 3,090 | 3,090 | 1,763 | 1,327 | 43.0% |
| Travel | 2,000 | 2,000 | 500 | 1,500 | 75.0% |
| Total | \$ 138,252 | \$ 138,252 | \$ 124,907 | \$ 13,345 | 9.7% |
| 1280 Employees' Benefits | | | | | |
| Employee Benefits | \$ 52,276 | \$ 52,276 | \$ - | \$ 52,276 | 100.0% |
| Office Expense & Supplies | 1,250 | 1,250 | 42 | 1,208 | 96.7% |
| Food & Kitchen Expenses | 700 | 700 | - | 700 | 100.0% |
| Professional Services | 133,260 | 133,260 | 77,445 | 55,815 | 41.9% |
| Other Services & Charges | 14,000 | 14,000 | 1,268 | 12,732 | 90.9% |
| Other Expenses | 1,500 | 1,500 | - | 1,500 | 100.0% |
| Total | \$ 202,986 | \$ 202,986 | \$ 78,754 | \$ 124,232 | 61.2% |
| 1285 General Administration | | | | | |
| Office Expense & Supplies | \$ 4,300 | \$ 4,300 | \$ 4,081 | \$ 219 | 5.1% |
| Food & Kitchen Expenses | 500 | 1,065 | 985 | 80 | 7.6% |
| Professional Services | 421,350 | 432,550 | 274,202 | 158,348 | 36.6% |
| Reserve Appropriations | 3,750,000 | 3,708,577 | - | 3,708,577 | 100.0% |
| Other Services & Charges | 1,228,433 | 1,220,567 | 1,185,465 | 35,102 | 2.9% |
| Other Expenses | 7,174 | 7,174 | 6,667 | 507 | 7.1% |
| Travel | 13,000 | 22,871 | 21,730 | 1,141 | 5.0% |
| Total | \$ 5,424,757 | \$ 5,397,104 | \$ 1,493,129 | \$ 3,903,975 | 72.3% |
| Total General Government | \$ 21,481,848 | \$ 21,412,300 | \$ 14,342,286 | \$ 7,070,014 | 33.0% |

| | Original FY 2018 / 19 Budget | Adjusted FY 2018 / 19 Budget | Year to Date Activity | Available Balance | Percent of Budget Available |
|--------------------------------------------|------------------------------------|------------------------------------|--------------------------|----------------------|-----------------------------------|
| Buildings & Facilities | | | | | |
| 1400 General Repairs - Building | | | | | |
| Salaries | \$ 60,105 | \$ 60,105 | \$ 54,935 | \$ 5,170 | 8.6% |
| Salaries Overtime | 3,500 | 3,500 | 265 | 3,235 | 92.4% |
| Other Salary & Supplements | 840 | 840 | 775 | 65 | 7.7% |
| Employee Benefits | 34,020 | 34,020 | 28,412 | 5,608 | 16.5% |
| Office Expense & Supplies | - | - | 13 | (13) | 0.0% |
| Maintenance & Repair | 3,493 | 3,493 | 1,366 | 2,127 | 60.9% |
| Total | \$ 101,958 | \$ 101,958 | \$ 85,765 | \$ 16,193 | 15.9% |
| 1440 Ronnie H. Polston Bldg | | | | | |
| Salaries | \$ 24,569 | \$ 24,569 | \$ 22,211 | \$ 2,358 | 9.6% |
| Employee Benefits | 13,596 | 13,596 | 12,897 | 699 | 5.1% |
| Office Expense & Supplies | 845 | 1,145 | 749 | 396 | 34.6% |
| Telephone & Utilities | 21,366 | 21,366 | 14,969 | 6,397 | 29.9% |
| Maintenance & Repair | 645 | 645 | 520 | 125 | 19.3% |
| Total | \$ 61,021 | \$ 61,321 | \$ 51,347 | \$ 9,974 | 16.3% |
| 1450 Bill Bode County Building | | | | | |
| Salaries | \$ 31,517 | \$ 31,517 | \$ 27,614 | \$ 3,903 | 12.4% |
| Other Salary & Supplements | 810 | 810 | 748 | 62 | 7.7% |
| Employee Benefits | 16,885 | 16,885 | 15,510 | 1,375 | 8.1% |
| Office Expense & Supplies | 840 | 840 | 335 | 505 | 60.1% |
| Telephone & Utilities | 19,800 | 19,800 | 13,631 | 6,169 | 31.2% |
| Maintenance & Repair | 200 | 200 | 55 | 145 | 72.5% |
| Total | \$ 70,052 | \$ 70,052 | \$ 57,893 | \$ 12,159 | 17.4% |
| 1460 Robert N. Barnes Juv. Facility | | | | | |
| Telephone & Utilities | \$ 329,857 | \$ 329,857 | \$ 240,620 | \$ 89,237 | 27.1% |
| Maintenance & Repair | 1,045 | 1,645 | 731 | 914 | 55.5% |
| Other Services & Charges | 500 | 500 | - | 500 | 100.0% |
| Total | \$ 331,402 | \$ 332,002 | \$ 241,352 | \$ 90,650 | 27.3% |
| 1465 Broadway Warehouse | | | | | |
| Telephone & Utilities | \$ 6,392 | \$ 6,392 | \$ 6,168 | \$ 224 | 3.5% |
| Maintenance & Repair | 223 | 623 | 379 | 244 | 39.2% |
| Total | \$ 6,615 | \$ 7,015 | \$ 6,547 | \$ 468 | 6.7% |

| | Original FY 2018 / 19 Budget | Adjusted FY 2018 / 19 Budget | Year to Date Activity | Available Balance | Percent of Budget Available |
|-------------------------------------------|------------------------------------|------------------------------------|--------------------------|----------------------|-----------------------------------|
| 1470 Records Management Department | | | | | |
| Salaries | \$ 241,460 | \$ 241,460 | \$ 199,893 | \$ 41,567 | 17.2% |
| Salaries Overtime | - | 400 | 184 | 216 | 53.9% |
| Other Salary & Supplements | 36,720 | 36,720 | 31,354 | 5,366 | 14.6% |
| Employee Benefits | 102,829 | 102,829 | 89,178 | 13,651 | 13.3% |
| Office Expense & Supplies | 4,500 | 4,500 | 2,335 | 2,165 | 48.1% |
| Telephone & Utilities | 27,496 | 27,496 | 20,420 | 7,076 | 25.7% |
| Maintenance & Repair | 29,500 | 29,100 | 15,083 | 14,017 | 48.2% |
| Other Services & Charges | 216,311 | 216,311 | 188,547 | 27,764 | 12.8% |
| Other Expenses | 3,000 | 3,000 | 2,643 | 357 | 11.9% |
| Travel | 900 | 900 | - | 900 | 100.0% |
| Total | \$ 662,716 | \$ 662,716 | \$ 549,638 | \$ 113,078 | 17.1% |
| 1490 CSCD Cook Building | | | | | |
| Office Expense & Supplies | 16,000 | 20,000 | 16,006 | 3,994 | 20.0% |
| Telephone & Utilities | 83,914 | 77,414 | 54,467 | 22,947 | 29.6% |
| Maintenance & Repair | 2,626 | 2,626 | 987 | 1,639 | 62.4% |
| Other Services & Charges | 67,800 | 67,800 | 67,766 | 34 | 0.0% |
| Other Expenses | 12,200 | 14,700 | 13,305 | 1,395 | 9.5% |
| Total | \$ 182,540 | \$ 182,540 | \$ 152,531 | \$ 30,009 | 16.4% |
| 1500 Mechanical Maintenance | | | | | |
| Salaries | \$ 327,066 | \$ 327,066 | \$ 258,213 | \$ 68,853 | 21.1% |
| Salaries Overtime | 10,000 | 10,000 | 3,809 | 6,191 | 61.9% |
| Other Salary & Supplements | 2,100 | 2,100 | 2,215 | (115) | -5.5% |
| Employee Benefits | 139,602 | 139,602 | 144,329 | (4,727) | -3.4% |
| Other Personnel Expense | 2,000 | 7,000 | 5,062 | 1,938 | 27.7% |
| Office Expense & Supplies | 3,500 | 3,500 | 2,951 | 549 | 15.7% |
| Telephone & Utilities | 1,271,799 | 1,271,799 | 1,038,799 | 233,000 | 18.3% |
| Maintenance & Repair | 12,026 | 15,026 | 8,690 | 6,336 | 42.2% |
| Professional Services | 10,359 | 10,359 | 5,988 | 4,371 | 42.2% |
| Other Services & Charges | 1,500 | 1,500 | 1,417 | 83 | 5.5% |
| Total | \$ 1,779,952 | \$ 1,787,952 | \$ 1,471,472 | \$ 316,480 | 17.7% |

| | Original FY 2018 / 19 Budget | Adjusted FY 2018 / 19 Budget | Year to Date Activity | Available Balance | Percent of Budget Available |
|-----------------------------------------|------------------------------------|------------------------------------|--------------------------|----------------------|-----------------------------------|
| 1510 Agua Dulce Building | | | | | |
| Salaries | \$ 13,165 | \$ 13,165 | \$ 11,901 | \$ 1,264 | 9.6% |
| Employee Benefits | 8,760 | 8,760 | 8,688 | 72 | 0.8% |
| Office Expense & Supplies | 1,077 | 1,077 | 406 | 671 | 62.3% |
| Telephone & Utilities | 21,670 | 21,670 | 15,678 | 5,992 | 27.7% |
| Maintenance & Repair | 300 | 300 | 37 | 263 | 87.7% |
| Total | \$ 44,972 | \$ 44,972 | \$ 36,710 | \$ 8,262 | 18.4% |
| 1520 Bishop Building | | | | | |
| Office Expense & Supplies | 900 | 1,200 | 791 | 409 | 34.1% |
| Telephone & Utilities | 39,850 | 39,850 | 39,488 | 362 | 0.9% |
| Maintenance & Repair | 322 | 322 | 98 | 224 | 69.6% |
| Total | \$ 41,072 | \$ 41,372 | \$ 40,377 | \$ 995 | 2.4% |
| 1530 Port Aransas Building | | | | | |
| Salaries | \$ 12,008 | \$ 12,008 | \$ 10,886 | \$ 1,122 | 9.3% |
| Employee Benefits | 2,839 | 2,839 | 2,614 | 225 | 7.9% |
| Office Expense & Supplies | 1,050 | 1,050 | 216 | 834 | 79.5% |
| Telephone & Utilities | 20,301 | 20,301 | 663 | 19,638 | 96.7% |
| Maintenance & Repair | 78 | 78 | 37 | 41 | 52.6% |
| Other Services & Charges | - | 500 | 371 | 129 | 25.8% |
| Total | \$ 36,276 | \$ 36,776 | \$ 14,786 | \$ 21,990 | 59.8% |
| 1540 Johnny S. Calderon Co. Bldg | | | | | |
| Salaries | \$ 81,066 | \$ 81,066 | \$ 73,309 | \$ 7,757 | 9.6% |
| Other Salary & Supplements | 1,380 | 1,380 | 1,274 | 106 | 7.7% |
| Employee Benefits | 42,829 | 42,829 | 45,645 | (2,816) | -6.6% |
| Office Expense & Supplies | 2,800 | 4,400 | 3,866 | 534 | 12.1% |
| Telephone & Utilities | 105,235 | 105,235 | 58,943 | 46,292 | 44.0% |
| Maintenance & Repair | 1,027 | 1,027 | 847 | 180 | 17.5% |
| Other Services & Charges | 100 | 100 | - | 100 | 100.0% |
| Total | \$ 234,437 | \$ 236,037 | \$ 183,885 | \$ 52,152 | 22.1% |

| | Original FY 2018 / 19 Budget | Adjusted FY 2018 / 19 Budget | Year to Date Activity | Available Balance | Percent of Budget Available |
|-----------------------------------------|------------------------------------|------------------------------------|--------------------------|----------------------|-----------------------------------|
| 1545 Keach Library Building | | | | | |
| Salaries | \$ 25,714 | \$ 25,714 | \$ 23,267 | \$ 2,447 | 9.5% |
| Other Salary & Supplements | 1,800 | 1,800 | 1,662 | 138 | 7.7% |
| Employee Benefits | 14,283 | 14,283 | 13,783 | 500 | 3.5% |
| Office Expense & Supplies | 2,000 | 2,000 | 1,599 | 401 | 20.0% |
| Telephone & Utilities | 198,788 | 198,788 | 80,805 | 117,983 | 59.4% |
| Maintenance & Repair | 144 | 744 | 401 | 343 | 46.0% |
| Total | \$ 242,729 | \$ 243,329 | \$ 121,516 | \$ 121,813 | 50.1% |
| 1550 Agriculture Bldg - Robstown | | | | | |
| Telephone & Utilities | \$ 13,500 | \$ 13,500 | \$ 3,668 | \$ 9,832 | 72.8% |
| Maintenance & Repair | 22,360 | 22,360 | - | 22,360 | 100.0% |
| Other Services & Charges | 305 | 305 | 280 | 25 | 8.3% |
| Total | \$ 36,165 | \$ 36,165 | \$ 3,948 | \$ 32,217 | 89.1% |
| 1565 Medical Examiner Building | | | | | |
| Office Expense & Supplies | \$ 150 | \$ 150 | \$ - | \$ 150 | 100.0% |
| Telephone & Utilities | 28,985 | 28,985 | 16,053 | 12,932 | 44.6% |
| Maintenance & Repair | 258 | 858 | 416 | 442 | 51.5% |
| Total | \$ 29,393 | \$ 29,993 | \$ 16,469 | \$ 13,524 | 45.1% |
| 1570 Building Superintendent | | | | | |
| Salaries | \$ 358,200 | \$ 358,200 | \$ 296,468 | \$ 61,732 | 17.2% |
| Salaries Overtime | - | 2,670 | 1,669 | 1,001 | 37.5% |
| Other Salary & Supplements | 4,080 | 4,080 | 3,309 | 771 | 18.9% |
| Employee Benefits | 142,127 | 142,127 | 124,229 | 17,898 | 12.6% |
| Other Personnel Expense | 8,648 | 8,648 | 7,983 | 665 | 7.7% |
| Office Expense & Supplies | 2,122 | 4,722 | 4,281 | 441 | 9.3% |
| Telephone & Utilities | 7,300 | 7,300 | 7,659 | (359) | -4.9% |
| Maintenance & Repair | 2,118,127 | 1,959,957 | 1,248,176 | 711,781 | 36.3% |
| Professional Services | 19,061 | 127,661 | 30,254 | 97,408 | 76.3% |
| Other Services & Charges | 647,976 | 652,576 | 595,072 | 57,504 | 8.8% |
| Other Expenses | 3,000 | 3,000 | 2,605 | 395 | 13.2% |
| Travel | 1,000 | 2,400 | 2,341 | 59 | 2.5% |
| Total | \$ 3,311,641 | \$ 3,273,341 | \$ 2,324,045 | \$ 949,296 | 29.0% |

| | Original FY 2018 / 19 Budget | Adjusted FY 2018 / 19 Budget | Year to Date Activity | Available Balance | Percent of Budget Available |
|-----------------------------------------|------------------------------------|------------------------------------|--------------------------|----------------------|-----------------------------------|
| 1580 Welfare Bldg - Robstown | | | | | |
| Office Expense & Supplies | \$ 673 | \$ 673 | \$ 508 | \$ 165 | \$ 24.5% |
| Telephone & Utilities | 20,746 | 20,746 | 11,691 | 9,055 | 43.6% |
| Maintenance & Repair | 373 | 373 | 155 | 218 | 58.6% |
| Total | \$ 21,792 | \$ 21,792 | \$ 12,354 | \$ 9,438 | 43.3% |
| 1590 Hilltop Facility | | | | | |
| Salaries | \$ 71,604 | \$ 71,604 | \$ 57,345 | \$ 14,259 | 19.9% |
| Other Salary & Supplements | 810 | 810 | 748 | 62 | 7.7% |
| Employee Benefits | 34,416 | 34,416 | 31,366 | 3,050 | 8.9% |
| Office Expense & Supplies | 6,000 | 6,000 | 1,936 | 4,064 | 67.7% |
| Telephone & Utilities | 41,518 | 41,518 | 26,791 | 14,727 | 35.5% |
| Maintenance & Repair | 44,270 | 44,270 | 35,663 | 8,607 | 19.4% |
| Professional Services | - | - | - | - | 0.0% |
| Other Services & Charges | 12,305 | 12,305 | 5,194 | 7,111 | 57.8% |
| Total | \$ 210,923 | \$ 210,923 | \$ 159,043 | \$ 51,880 | 24.6% |
| 1600 Precinct III Yard Buildings | | | | | |
| Office Expense & Supplies | \$ 390 | \$ 790 | \$ 322 | \$ 468 | 59.2% |
| Telephone & Utilities | 18,000 | 18,000 | 11,532 | 6,468 | 35.9% |
| Maintenance & Repair | 391 | 391 | 301 | 90 | 23.0% |
| Total | \$ 18,781 | \$ 19,181 | \$ 12,155 | \$ 7,026 | 36.6% |
| 1740 McKenzie Jail Annex | | | | | |
| Salaries | \$ 103,237 | \$ 103,237 | \$ 78,762 | \$ 24,475 | 23.7% |
| Salaries Overtime | 1,584 | 1,584 | 748 | 836 | 52.8% |
| Employee Benefits | 39,349 | 39,349 | 35,084 | 4,265 | 10.8% |
| Office Expense & Supplies | 200 | 1,200 | 616 | 584 | 48.6% |
| Telephone & Utilities | 605,763 | 605,763 | 513,644 | 92,119 | 15.2% |
| Maintenance & Repair | 2,118 | 10,118 | 7,421 | 2,697 | 26.7% |
| Professional Services | - | - | - | - | 0.0% |
| Other Services & Charges | 1,805 | 17,805 | 9,277 | 8,528 | 47.9% |
| Total | \$ 754,056 | \$ 779,056 | \$ 645,553 | \$ 133,503 | 17.1% |

| | Original FY 2018 / 19 Budget | Adjusted FY 2018 / 19 Budget | Year to Date Activity | Available Balance | Percent of Budget Available |
|------------------------------------------|------------------------------------|------------------------------------|--------------------------|----------------------|-----------------------------------|
| 1760 Robstown Community Building | | | | | |
| Office Expense & Supplies | \$ 515 | \$ 515 | \$ 275 | \$ 240 | 46.7% |
| Telephone & Utilities | 42,505 | 42,505 | 25,268 | 17,237 | 40.6% |
| Maintenance & Repair | 36,500 | 34,500 | 23,219 | 11,281 | 32.7% |
| Other Services & Charges | 5,000 | 7,000 | 3,769 | 3,231 | 46.2% |
| Total | \$ 84,520 | \$ 84,520 | \$ 52,531 | \$ 31,989 | 37.8% |
| 1770 Sr Community Services Bldgs. | | | | | |
| Office Expense & Supplies | \$ 230 | \$ 230 | \$ 172 | \$ 58 | 25.1% |
| Telephone & Utilities | 37,247 | 37,247 | 25,715 | 11,532 | 31.0% |
| Maintenance & Repair | 24,700 | 24,700 | 11,074 | 13,626 | 55.2% |
| Other Services & Charges | 4,000 | 4,000 | 2,128 | 1,872 | 46.8% |
| Total | \$ 66,177 | \$ 66,177 | \$ 39,090 | \$ 27,087 | 40.9% |
| 1780 David Berlanga, Sr. Bldg | | | | | |
| Office Expense & Supplies | \$ 60 | \$ 60 | \$ - | \$ 60 | 100.0% |
| Telephone & Utilities | 22,941 | 22,941 | 13,954 | 8,987 | 39.2% |
| Maintenance & Repair | 12,850 | 9,350 | 890 | 8,460 | 90.5% |
| Other Services & Charges | 1,760 | 1,760 | 844 | 916 | 52.1% |
| Total | \$ 37,611 | \$ 34,111 | \$ 15,688 | \$ 18,423 | 54.0% |
| Total Buildings & Facilities | \$ 8,366,801 | \$ 8,363,301 | \$ 6,294,694 | \$ 2,068,607 | 24.7% |
| Administration of Justice | | | | | |
| 3110 County Court at Law 1 | | | | | |
| Salaries | \$ 332,191 | \$ 332,191 | \$ 304,672 | \$ 27,519 | 8.3% |
| Other Salary & Supplements | 7,100 | 7,875 | 7,426 | 449 | 5.7% |
| Employee Benefits | 114,711 | 114,711 | 106,209 | 8,502 | 7.4% |
| Office Expense & Supplies | 3,965 | 3,965 | 3,161 | 804 | 20.3% |
| Maintenance & Repair | 500 | 350 | 172 | 178 | 50.9% |
| Professional Services | 1,685 | 1,685 | 1,450 | 235 | 14.0% |
| Special Personnel Services | 192,500 | 191,325 | 123,540 | 67,785 | 35.4% |
| Other Services & Charges | 2,000 | 2,000 | 1,890 | 110 | 5.5% |
| Other Expenses | 4,025 | 4,025 | 3,779 | 246 | 6.1% |
| Travel | 1,000 | 1,150 | 1,044 | 106 | 9.3% |
| Total | \$ 659,677 | \$ 659,677 | \$ 553,698 | \$ 105,979 | 16.1% |

| | Original FY 2018 / 19 Budget | Adjusted FY 2018 / 19 Budget | Year to Date Activity | Available Balance | Percent of Budget Available |
|-----------------------------------|------------------------------------|------------------------------------|--------------------------|----------------------|-----------------------------------|
| 3120 County Court at Law 2 | | | | | |
| Salaries | \$ 325,175 | \$ 325,175 | \$ 289,329 | \$ 35,846 | 11.0% |
| Other Salary & Supplements | 4,880 | 6,880 | 1,482 | 5,398 | 78.5% |
| Employee Benefits | 112,775 | 112,775 | 91,535 | 21,240 | 18.8% |
| Office Expense & Supplies | 4,500 | 4,500 | 3,846 | 654 | 14.5% |
| Maintenance & Repair | 500 | 500 | 172 | 328 | 65.7% |
| Professional Services | 900 | 900 | 955 | (55) | -6.1% |
| Special Personnel Services | 192,500 | 187,880 | 145,360 | 42,520 | 22.6% |
| Other Services & Charges | 2,000 | 2,000 | 1,500 | 500 | 25.0% |
| Other Expenses | 5,200 | 5,820 | 5,314 | 506 | 8.7% |
| Travel | 1,000 | 3,000 | 2,322 | 678 | 22.6% |
| Total | \$ 649,430 | \$ 649,430 | \$ 541,815 | \$ 107,615 | 16.6% |
| 3130 County Court at Law 3 | | | | | |
| Salaries | \$ 316,290 | \$ 316,290 | \$ 290,775 | \$ 25,515 | 8.1% |
| Salaries Overtime | - | 3,500 | 1,599 | 1,901 | 54.3% |
| Other Salary & Supplements | 4,160 | 4,160 | 1,994 | 2,166 | 52.1% |
| Employee Benefits | 90,899 | 90,899 | 91,353 | (454) | -0.5% |
| Office Expense & Supplies | 3,265 | 4,665 | 4,290 | 375 | 8.0% |
| Maintenance & Repair | 500 | 500 | 172 | 328 | 65.7% |
| Professional Services | 1,685 | 1,685 | 1,450 | 235 | 14.0% |
| Special Personnel Services | 192,800 | 187,300 | 163,053 | 24,247 | 12.9% |
| Other Services & Charges | 2,000 | 2,000 | 1,740 | 260 | 13.0% |
| Other Expenses | 5,200 | 5,200 | 5,370 | (170) | -3.3% |
| Travel | 1,000 | 1,600 | 1,204 | 396 | 24.8% |
| Total | \$ 617,799 | \$ 617,799 | \$ 562,998 | \$ 54,801 | 8.9% |

| | Original FY 2018 / 19 Budget | Adjusted FY 2018 / 19 Budget | Year to Date Activity | Available Balance | Percent of Budget Available |
|-----------------------------------|------------------------------------|------------------------------------|--------------------------|----------------------|-----------------------------------|
| 3140 County Court at Law 4 | | | | | |
| Salaries | \$ 316,014 | \$ 316,014 | \$ 288,659 | \$ 27,355 | 8.7% |
| Other Salary & Supplements | 3,590 | 3,590 | 1,415 | 2,175 | 60.6% |
| Employee Benefits | 94,669 | 94,669 | 82,362 | 12,307 | 13.0% |
| Office Expense & Supplies | 3,565 | 4,365 | 4,079 | 286 | 6.6% |
| Telephone & Utilities | - | - | - | - | 0.0% |
| Maintenance & Repair | 500 | 500 | 172 | 328 | 65.7% |
| Professional Services | 1,685 | 1,685 | 915 | 770 | 45.7% |
| Special Personnel Services | 192,800 | 192,000 | 147,945 | 44,055 | 22.9% |
| Other Services & Charges | 2,000 | 2,000 | 2,059 | (59) | -3.0% |
| Other Expenses | 4,025 | 4,025 | 3,779 | 246 | 6.1% |
| Travel | 1,000 | 1,000 | - | 1,000 | 100.0% |
| Total | \$ 619,848 | \$ 619,848 | \$ 531,384 | \$ 88,464 | 14.3% |
| 3150 County Court at Law 5 | | | | | |
| Salaries | \$ 377,546 | \$ 377,546 | \$ 345,290 | \$ 32,256 | 8.5% |
| Other Salary & Supplements | 2,000 | 7,000 | 6,292 | 708 | 10.1% |
| Employee Benefits | 120,014 | 120,014 | 109,584 | 10,430 | 8.7% |
| Office Expense & Supplies | 5,500 | 5,500 | 4,331 | 1,169 | 21.3% |
| Food & Kitchen Expenses | - | - | 20 | (20) | 0.0% |
| Maintenance & Repair | 500 | 500 | 172 | 328 | 65.7% |
| Professional Services | 1,685 | 1,685 | 1,315 | 370 | 22.0% |
| Special Personnel Services | 461,500 | 461,500 | 648,314 | (186,814) | -40.5% |
| Other Services & Charges | 2,000 | 2,000 | 2,329 | (329) | -16.5% |
| Other Expenses | 6,000 | 6,000 | 5,530 | 470 | 7.8% |
| Travel | 1,300 | 1,300 | 2,224 | (924) | -71.1% |
| Total | \$ 978,045 | \$ 983,045 | \$ 1,125,401 | \$ (142,356) | -14.5% |
| 3200 Legal Aid | | | | | |
| Salaries | \$ 61,908 | \$ 61,908 | \$ 55,834 | \$ 6,074 | 9.8% |
| Employee Benefits | 13,093 | 13,093 | 11,762 | 1,331 | 10.2% |
| Office Expense & Supplies | 3,792 | 3,792 | 4,026 | (234) | -6.2% |
| Other Services & Charges | 25,000 | 25,000 | 25,000 | - | 0.0% |
| Total | \$ 103,793 | \$ 103,793 | \$ 96,621 | \$ 7,172 | 6.9% |

| | Original FY 2018 / 19 Budget | Adjusted FY 2018 / 19 Budget | Year to Date Activity | Available Balance | Percent of Budget Available |
|----------------------------------------|------------------------------------|------------------------------------|--------------------------|----------------------|-----------------------------------|
| 3250 Magistrate/ DWI Drug Court | | | | | |
| Salaries | \$ 195,750 | \$ 201,356 | \$ 187,902 | \$ 13,454 | 6.7% |
| Other Salary & Supplements | 1,920 | 1,920 | 1,772 | 148 | 7.7% |
| Employee Benefits | 61,462 | 62,598 | 58,937 | 3,661 | 5.8% |
| Office Expense & Supplies | 2,650 | 4,608 | 5,444 | (836) | -18.1% |
| Professional Services | 1,200 | - | - | - | 0.0% |
| Special Personnel Services | 3,000 | - | - | - | 0.0% |
| Other Services & Charges | 2,200 | 700 | 599 | 101 | 14.4% |
| Other Expenses | 6,150 | 6,150 | 4,236 | 1,914 | 31.1% |
| Travel | 3,000 | - | - | - | 0.0% |
| Total | \$ 277,332 | \$ 277,332 | \$ 258,890 | \$ 18,442 | 6.6% |
| 3300 Court Administration | | | | | |
| Salaries | \$ 272,923 | \$ 272,923 | \$ 251,942 | \$ 20,981 | 7.7% |
| Other Salary & Supplements | 38,800 | 38,800 | 36,530 | 2,270 | 5.9% |
| Employee Benefits | 117,296 | 117,296 | 106,779 | 10,517 | 9.0% |
| Office Expense & Supplies | 5,700 | 4,800 | 2,557 | 2,243 | 46.7% |
| Food & Kitchen Expenses | 1,200 | 1,800 | 1,649 | 151 | 8.4% |
| Maintenance & Repair | 1,000 | 600 | 40 | 560 | 93.3% |
| Professional Services | 500 | 1,500 | 1,500 | - | 0.0% |
| Special Personnel Services | 267,500 | 267,500 | 8,680 | 258,820 | 96.8% |
| Other Services & Charges | 53,270 | 52,970 | 51,254 | 1,716 | 3.2% |
| Other Expenses | 6,900 | 6,900 | 2,985 | 3,915 | 56.7% |
| Travel | 2,600 | 2,600 | 1,812 | 788 | 30.3% |
| Total | \$ 767,689 | \$ 767,689 | \$ 465,730 | \$ 301,959 | 39.3% |

| | Original FY 2018 / 19 Budget | Adjusted FY 2018 / 19 Budget | Year to Date Activity | Available Balance | Percent of Budget Available |
|---------------------------------|------------------------------------|------------------------------------|--------------------------|----------------------|-----------------------------------|
| 3305 Title IV-D Court | | | | | |
| Salaries | \$ 134,764 | \$ 134,764 | \$ 116,075 | \$ 18,689 | 13.9% |
| Other Salary & Supplements | 1,800 | 1,800 | 1,662 | 138 | 7.7% |
| Employee Benefits | 48,708 | 48,708 | 43,871 | 4,837 | 9.9% |
| Office Expense & Supplies | 1,370 | 1,370 | 792 | 578 | 42.2% |
| Maintenance & Repair | 250 | 250 | 172 | 78 | 31.3% |
| Professional Services | 1,035 | 1,035 | 650 | 385 | 37.2% |
| Other Services & Charges | 300 | 300 | - | 300 | 100.0% |
| Total | \$ 188,227 | \$ 188,227 | \$ 163,221 | \$ 25,006 | 13.3% |
| 3310 28th District Court | | | | | |
| Salaries | \$ 170,428 | \$ 170,428 | \$ 145,690 | \$ 24,738 | 14.5% |
| Salaries Overtime | 1,000 | 1,600 | 1,547 | 53 | 3.3% |
| Other Salary & Supplements | 24,620 | 24,620 | 20,321 | 4,299 | 17.5% |
| Employee Benefits | 48,593 | 48,593 | 50,287 | (1,694) | -3.5% |
| Office Expense & Supplies | 3,725 | 3,725 | 2,716 | 1,009 | 27.1% |
| Maintenance & Repair | 500 | 500 | 172 | 328 | 65.7% |
| Professional Services | 1,785 | 1,785 | 1,125 | 660 | 37.0% |
| Special Personnel Services | 345,340 | 344,740 | 232,861 | 111,879 | 32.5% |
| Other Services & Charges | 2,200 | 2,200 | 1,500 | 700 | 31.8% |
| Other Expenses | 3,335 | 3,335 | 2,898 | 437 | 13.1% |
| Travel | 1,500 | 1,500 | 835 | 665 | 44.3% |
| Total | \$ 603,026 | \$ 603,026 | \$ 459,951 | \$ 143,075 | 23.7% |

| | Original FY 2018 / 19 Budget | Adjusted FY 2018 / 19 Budget | Year to Date Activity | Available Balance | Percent of Budget Available |
|----------------------------------|------------------------------------|------------------------------------|--------------------------|----------------------|-----------------------------------|
| 3320 94th District Court | | | | | |
| Salaries | \$ 171,786 | \$ 171,786 | \$ 157,985 | \$ 13,801 | 8.0% |
| Salaries Overtime | - | - | - | - | 0.0% |
| Other Salary & Supplements | 23,840 | 23,840 | 20,045 | 3,795 | 15.9% |
| Employee Benefits | 68,273 | 68,273 | 64,080 | 4,193 | 6.1% |
| Office Expense & Supplies | 3,625 | 3,625 | 1,890 | 1,735 | 47.9% |
| Maintenance & Repair | 500 | 500 | 172 | 328 | 65.7% |
| Professional Services | 1,785 | 1,785 | 1,150 | 635 | 35.6% |
| Special Personnel Services | 347,140 | 347,140 | 332,082 | 15,058 | 4.3% |
| Other Services & Charges | 2,200 | 2,200 | 1,915 | 285 | 13.0% |
| Other Expenses | 3,760 | 3,760 | 3,526 | 234 | 6.2% |
| Travel | 1,500 | 1,500 | 692 | 808 | 53.9% |
| Total | \$ 624,409 | \$ 624,409 | \$ 583,534 | \$ 40,875 | 6.5% |
| 3330 105th District Court | | | | | |
| Salaries | \$ 151,843 | \$ 151,843 | \$ 139,453 | \$ 12,390 | 8.2% |
| Salaries Overtime | 1,000 | 1,000 | 362 | 638 | 63.8% |
| Other Salary & Supplements | 20,660 | 20,660 | 17,548 | 3,112 | 15.1% |
| Employee Benefits | 59,481 | 59,481 | 56,193 | 3,288 | 5.5% |
| Office Expense & Supplies | 3,525 | 3,525 | 1,369 | 2,156 | 61.2% |
| Maintenance & Repair | 500 | 500 | 172 | 328 | 65.7% |
| Professional Services | 1,785 | 1,785 | 790 | 995 | 55.8% |
| Special Personnel Services | 181,140 | 181,140 | 238,410 | (57,270) | -31.6% |
| Other Services & Charges | 2,200 | 2,200 | 1,575 | 625 | 28.4% |
| Other Expenses | 2,800 | 2,800 | 2,116 | 684 | 24.4% |
| Travel | 1,500 | 1,500 | 3,776 | (2,276) | -151.7% |
| Total | \$ 426,434 | \$ 426,434 | \$ 461,763 | \$ (35,329) | -8.3% |

| | Original FY 2018 / 19 Budget | Adjusted FY 2018 / 19 Budget | Year to Date Activity | Available Balance | Percent of Budget Available |
|----------------------------------|------------------------------------|------------------------------------|--------------------------|----------------------|-----------------------------------|
| 3340 117th District Court | | | | | |
| Salaries | \$ 183,794 | \$ 183,794 | \$ 168,995 | \$ 14,799 | 8.1% |
| Salaries Overtime | 1,000 | 1,000 | - | 1,000 | 100.0% |
| Other Salary & Supplements | 24,380 | 24,380 | 20,543 | 3,837 | 15.7% |
| Employee Benefits | 74,849 | 74,849 | 70,226 | 4,623 | 6.2% |
| Office Expense & Supplies | 3,625 | 3,625 | 3,822 | (197) | -5.4% |
| Maintenance & Repair | 500 | 500 | 424 | 76 | 15.1% |
| Professional Services | 1,785 | 1,785 | 1,050 | 735 | 41.2% |
| Special Personnel Services | 345,840 | 345,840 | 366,690 | (20,850) | -6.0% |
| Other Services & Charges | 2,200 | 2,200 | 1,869 | 331 | 15.0% |
| Other Expenses | 3,760 | 3,760 | 3,526 | 234 | 6.2% |
| Travel | 1,500 | 1,500 | 692 | 808 | 53.9% |
| Total | \$ 643,233 | \$ 643,233 | \$ 637,836 | \$ 5,397 | 0.8% |
| 3350 148th District Court | | | | | |
| Salaries | \$ 157,147 | \$ 157,147 | \$ 144,430 | \$ 12,717 | 8.1% |
| Salaries Overtime | 1,000 | 1,000 | 332 | 668 | 66.8% |
| Other Salary & Supplements | 21,920 | 21,920 | 18,272 | 3,648 | 16.6% |
| Employee Benefits | 69,057 | 69,057 | 65,056 | 4,001 | 5.8% |
| Office Expense & Supplies | 3,525 | 4,025 | 4,450 | (425) | -10.6% |
| Maintenance & Repair | 500 | 500 | 172 | 328 | 65.7% |
| Professional Services | 1,785 | 1,785 | 1,750 | 35 | 2.0% |
| Special Personnel Services | 346,140 | 346,140 | 264,278 | 81,862 | 23.6% |
| Other Services & Charges | 2,200 | 2,200 | 1,970 | 230 | 10.5% |
| Other Expenses | 3,220 | 3,220 | 2,544 | 676 | 21.0% |
| Travel | 1,500 | 1,000 | 440 | 560 | 56.0% |
| Total | \$ 607,994 | \$ 607,994 | \$ 503,695 | \$ 104,299 | 17.2% |

| | Original FY 2018 / 19 Budget | Adjusted FY 2018 / 19 Budget | Year to Date Activity | Available Balance | Percent of Budget Available |
|----------------------------------|------------------------------------|------------------------------------|--------------------------|----------------------|-----------------------------------|
| 3360 214th District Court | | | | | |
| Salaries | \$ 151,822 | \$ 151,822 | \$ 135,664 | \$ 16,158 | 10.6% |
| Salaries Overtime | 1,000 | 1,000 | 839 | 161 | 16.1% |
| Other Salary & Supplements | 20,000 | 22,100 | 21,266 | 834 | 3.8% |
| Employee Benefits | 55,480 | 55,480 | 61,646 | (6,166) | -11.1% |
| Office Expense & Supplies | 3,925 | 3,925 | 4,633 | (708) | -18.0% |
| Maintenance & Repair | 500 | 500 | 172 | 328 | 65.7% |
| Professional Services | 1,785 | 1,785 | 1,125 | 660 | 37.0% |
| Special Personnel Services | 346,140 | 344,040 | 375,411 | (31,371) | -9.1% |
| Other Services & Charges | 2,200 | 2,200 | 2,135 | 65 | 3.0% |
| Other Expenses | 2,610 | 2,610 | 2,357 | 253 | 9.7% |
| Travel | 1,500 | 1,500 | 1,068 | 432 | 28.8% |
| Total | \$ 586,962 | \$ 586,962 | \$ 606,315 | \$ (19,353) | -3.3% |
| 3370 319th District Court | | | | | |
| Salaries | \$ 162,578 | \$ 162,578 | \$ 142,048 | \$ 20,530 | 12.6% |
| Salaries Overtime | 1,000 | 1,000 | - | 1,000 | 100.0% |
| Other Salary & Supplements | 21,920 | 21,920 | 18,272 | 3,648 | 16.6% |
| Employee Benefits | 54,188 | 54,188 | 55,567 | (1,379) | -2.5% |
| Office Expense & Supplies | 3,625 | 2,699 | 1,845 | 854 | 31.6% |
| Maintenance & Repair | 500 | 500 | 172 | 328 | 65.7% |
| Professional Services | 1,785 | 1,785 | 850 | 935 | 52.4% |
| Special Personnel Services | 346,140 | 346,140 | 319,456 | 26,684 | 7.7% |
| Other Services & Charges | 2,200 | 2,200 | 1,909 | 291 | 13.2% |
| Other Expenses | 3,000 | 3,000 | 2,307 | 693 | 23.1% |
| Travel | 1,500 | 2,426 | 2,426 | 0 | 0.0% |
| Total | \$ 598,436 | \$ 598,436 | \$ 544,851 | \$ 53,585 | 9.0% |

| | Original FY 2018 / 19 Budget | Adjusted FY 2018 / 19 Budget | Year to Date Activity | Available Balance | Percent of Budget Available |
|----------------------------------|------------------------------------|------------------------------------|--------------------------|----------------------|-----------------------------------|
| 3380 347th District Court | | | | | |
| Salaries | \$ 183,476 | \$ 183,476 | \$ 168,096 | \$ 15,380 | 8.4% |
| Salaries Overtime | 1,000 | 1,000 | 613 | 387 | 38.7% |
| Other Salary & Supplements | 23,480 | 23,480 | 19,712 | 3,768 | 16.0% |
| Employee Benefits | 87,381 | 87,381 | 82,683 | 4,698 | 5.4% |
| Office Expense & Supplies | 4,125 | 4,125 | 3,774 | 351 | 8.5% |
| Maintenance & Repair | 500 | 500 | 172 | 328 | 65.7% |
| Professional Services | 1,785 | 3,349 | 5,391 | (2,042) | -61.0% |
| Special Personnel Services | 346,140 | 344,576 | 194,788 | 149,788 | 43.5% |
| Other Services & Charges | 2,200 | 2,200 | 1,920 | 280 | 12.7% |
| Other Expenses | 3,000 | 3,000 | 2,307 | 693 | 23.1% |
| Travel | 1,500 | 1,500 | 1,407 | 93 | 6.2% |
| Total | \$ 654,587 | \$ 654,587 | \$ 480,863 | \$ 173,724 | 26.5% |
| 3480 Juvenile Probation | | | | | |
| Salaries | \$ 1,653,427 | \$ 1,644,427 | \$ 1,499,731 | \$ 144,696 | 8.8% |
| Salaries Overtime | 4,500 | 17,000 | 12,128 | 4,872 | 28.7% |
| Other Salary & Supplements | 27,060 | 27,060 | 25,325 | 1,735 | 6.4% |
| Employee Benefits | 701,999 | 701,999 | 655,923 | 46,076 | 6.6% |
| Other Personnel Expense | 50,000 | 50,000 | 42,874 | 7,126 | 14.3% |
| Office Expense & Supplies | 22,494 | 23,794 | 18,550 | 5,244 | 22.0% |
| Telephone & Utilities | 10,200 | 10,200 | 7,446 | 2,754 | 27.0% |
| Maintenance & Repair | 16,414 | 12,614 | 9,820 | 2,794 | 22.2% |
| Professional Services | 11,600 | 13,600 | 10,495 | 3,105 | 22.8% |
| Other Services & Charges | 23,943 | 24,943 | 23,009 | 1,934 | 7.8% |
| Other Expenses | 14,100 | 14,100 | 13,493 | 607 | 4.3% |
| Travel | 35,000 | 31,000 | 26,015 | 4,985 | 16.1% |
| Total | \$ 2,570,737 | \$ 2,570,737 | \$ 2,344,809 | \$ 225,928 | 8.8% |

| | Original FY 2018 / 19 Budget | Adjusted FY 2018 / 19 Budget | Year to Date Activity | Available Balance | Percent of Budget Available |
|--------------------------------------------|------------------------------------|------------------------------------|--------------------------|----------------------|-----------------------------------|
| 3490 Juvenile Detention | | | | | |
| Salaries | \$ 876,772 | \$ 844,772 | \$ 749,178 | \$ 95,594 | 11.3% |
| Salaries Overtime | 27,560 | 98,360 | 83,023 | 15,337 | 15.6% |
| Other Salary & Supplements | 53,900 | 53,900 | 47,098 | 6,802 | 12.6% |
| Employee Benefits | 409,417 | 409,417 | 369,494 | 39,923 | 9.8% |
| Office Expense & Supplies | 9,300 | 9,300 | 9,270 | 30 | 0.3% |
| Food & Kitchen Expenses | 110,000 | 113,300 | 102,674 | 10,626 | 9.4% |
| Maintenance & Repair | 9,000 | 8,400 | 7,076 | 1,324 | 15.8% |
| Professional Services | 5,000 | 7,000 | 4,721 | 2,279 | 32.6% |
| Other Services & Charges | 11,000 | 11,000 | 10,318 | 682 | 6.2% |
| Other Expenses | 15,020 | 15,020 | 12,114 | 2,906 | 19.3% |
| Travel | 1,800 | 1,800 | 1,546 | 254 | 14.1% |
| Total | \$ 1,528,769 | \$ 1,572,269 | \$ 1,396,512 | \$ 175,757 | 11.2% |
| 3492 Juvenile Justice Post-Adjudica | | | | | |
| Salaries | \$ 1,032,583 | \$ 931,583 | \$ 797,170 | \$ 134,413 | 14.4% |
| Salaries Overtime | 30,000 | 63,200 | 52,854 | 10,346 | 16.4% |
| Other Salary & Supplements | 34,760 | 63,760 | 49,140 | 14,620 | 22.9% |
| Employee Benefits | 470,293 | 470,293 | 404,355 | 65,938 | 14.0% |
| Office Expense & Supplies | 8,050 | 8,050 | 7,345 | 705 | 8.8% |
| Food & Kitchen Expenses | 95,000 | 90,000 | 77,981 | 12,019 | 13.4% |
| Maintenance & Repair | 10,500 | 5,200 | 3,271 | 1,929 | 37.1% |
| Professional Services | 6,300 | 7,500 | 5,862 | 1,638 | 21.8% |
| Other Services & Charges | 9,000 | 13,400 | 8,653 | 4,747 | 35.4% |
| Other Expenses | 3,300 | 3,300 | 2,448 | 852 | 25.8% |
| Travel | 900 | 900 | 818 | 82 | 9.1% |
| Total | \$ 1,700,686 | \$ 1,657,186 | \$ 1,409,898 | \$ 247,288 | 14.9% |

| | Original FY 2018 / 19 Budget | Adjusted FY 2018 / 19 Budget | Year to Date Activity | Available Balance | Percent of Budget Available |
|---------------------------------------|------------------------------------|------------------------------------|--------------------------|----------------------|-----------------------------------|
| 3510 District Clerk-Jury Admin | | | | | |
| Salaries | \$ 71,668 | \$ 71,668 | \$ 64,920 | \$ 6,748 | 9.4% |
| Salaries Overtime | 1,000 | 1,000 | - | 1,000 | 100.0% |
| Other Salary & Supplements | 17,180 | 17,180 | 9,337 | 7,843 | 45.7% |
| Employee Benefits | 23,467 | 23,467 | 22,381 | 1,086 | 4.6% |
| Office Expense & Supplies | 118,300 | 118,300 | 93,987 | 24,313 | 20.6% |
| Maintenance & Repair | 45,359 | 45,359 | 45,359 | - | 0.0% |
| Professional Services | 18,968 | 18,968 | 17,600 | 1,368 | 7.2% |
| Special Personnel Services | 540,530 | 540,530 | 349,430 | 191,100 | 35.4% |
| Other Expenses | 2,600 | 2,600 | 2,291 | 309 | 11.9% |
| Total | \$ 839,072 | \$ 839,072 | \$ 605,305 | \$ 233,767 | 27.9% |
| 3530 District Clerk | | | | | |
| Salaries | \$ 1,973,410 | \$ 1,973,410 | \$ 1,676,370 | \$ 297,040 | 15.1% |
| Salaries Overtime | 10,000 | 10,000 | 6,527 | 3,473 | 34.7% |
| Other Salary & Supplements | 31,040 | 31,040 | 24,122 | 6,918 | 22.3% |
| Employee Benefits | 904,763 | 904,763 | 824,725 | 80,038 | 8.8% |
| Other Personnel Expense | 10,260 | 10,260 | 9,426 | 834 | 8.1% |
| Office Expense & Supplies | 92,315 | 116,315 | 93,910 | 22,405 | 19.3% |
| Maintenance & Repair | 4,000 | 1,500 | 564 | 936 | 62.4% |
| Professional Services | 10,000 | 8,500 | 625 | 7,875 | 92.6% |
| Other Services & Charges | 500 | 500 | - | 500 | 100.0% |
| Other Expenses | 34,024 | 34,024 | 31,397 | 2,627 | 7.7% |
| Travel | 10,000 | 10,000 | 2,311 | 7,689 | 76.9% |
| Total | \$ 3,080,312 | \$ 3,100,312 | \$ 2,669,977 | \$ 430,335 | 13.9% |

| | Original FY 2018 / 19 Budget | Adjusted FY 2018 / 19 Budget | Year to Date Activity | Available Balance | Percent of Budget Available |
|--------------------------------------|------------------------------------|------------------------------------|--------------------------|----------------------|-----------------------------------|
| 3600 Justice of the Peace 1-1 | | | | | |
| Salaries | \$ 184,373 | \$ 184,373 | \$ 167,550 | \$ 16,823 | 9.1% |
| Salaries Overtime | 1,000 | 670 | - | 670 | 100.0% |
| Other Salary & Supplements | 4,440 | 2,725 | 2,424 | 301 | 11.1% |
| Employee Benefits | 74,823 | 74,823 | 70,339 | 4,484 | 6.0% |
| Other Personnel Expense | 3,900 | 3,900 | 3,575 | 325 | 8.3% |
| Office Expense & Supplies | 4,100 | 4,100 | 3,290 | 810 | 19.8% |
| Telephone & Utilities | 700 | 700 | 520 | 180 | 25.7% |
| Maintenance & Repair | 500 | 500 | - | 500 | 100.0% |
| Professional Services | 309 | 1,535 | 835 | 700 | 45.6% |
| Other Services & Charges | 300 | 700 | 525 | 175 | 25.0% |
| Other Expenses | 8,200 | 8,200 | 5,728 | 2,472 | 30.1% |
| Travel | 2,700 | 3,119 | 3,119 | 0 | 0.0% |
| Total | \$ 285,345 | \$ 285,345 | \$ 257,905 | \$ 27,440 | 9.6% |
| 3610 Justice of the Peace 1-2 | | | | | |
| Salaries | \$ 186,289 | \$ 186,289 | \$ 162,431 | \$ 23,858 | 12.8% |
| Salaries Overtime | 1,000 | 500 | 137 | 363 | 72.7% |
| Other Salary & Supplements | 2,560 | 1,660 | 1,786 | (126) | -7.6% |
| Employee Benefits | 55,691 | 55,691 | 50,625 | 5,066 | 9.1% |
| Other Personnel Expense | 3,900 | 3,900 | 3,575 | 325 | 8.3% |
| Office Expense & Supplies | 5,700 | 8,500 | 5,988 | 2,512 | 29.6% |
| Telephone & Utilities | 1,000 | 1,500 | 476 | 1,024 | 68.3% |
| Maintenance & Repair | 500 | - | - | - | 0.0% |
| Professional Services | - | 1,400 | 1,400 | - | 0.0% |
| Special Personnel Services | 300 | - | - | - | 0.0% |
| Other Services & Charges | 300 | 664 | - | 664 | 100.0% |
| Other Expenses | 3,500 | 3,500 | 3,205 | 295 | 8.4% |
| Travel | 3,500 | 636 | 572 | 64 | 10.1% |
| Total | \$ 264,240 | \$ 264,240 | \$ 230,195 | \$ 34,045 | 12.9% |

| | Original FY 2018 / 19 Budget | Adjusted FY 2018 / 19 Budget | Year to Date Activity | Available Balance | Percent of Budget Available |
|--------------------------------------|------------------------------------|------------------------------------|--------------------------|----------------------|-----------------------------------|
| 3613 Justice of the Peace 1-3 | | | | | |
| Salaries | \$ 153,817 | \$ 153,817 | \$ 128,336 | \$ 25,481 | 16.6% |
| Salaries Overtime | 1,000 | 1,600 | 1,573 | 27 | 1.7% |
| Other Salary & Supplements | 15,860 | 15,860 | 8,986 | 6,874 | 43.3% |
| Employee Benefits | 69,091 | 69,091 | 49,017 | 20,074 | 29.1% |
| Other Personnel Expense | 3,900 | 3,900 | 3,088 | 813 | 20.8% |
| Office Expense & Supplies | 2,800 | 4,933 | 3,748 | 1,185 | 24.0% |
| Telephone & Utilities | 1,200 | 1,200 | 763 | 437 | 36.4% |
| Maintenance & Repair | 500 | 500 | - | 500 | 100.0% |
| Professional Services | 500 | 500 | 307 | 193 | 38.6% |
| Special Personnel Services | 400 | - | - | - | 0.0% |
| Other Services & Charges | 300 | 300 | 598 | (298) | -99.3% |
| Other Expenses | 2,000 | 2,000 | 1,807 | 193 | 9.7% |
| Travel | 4,000 | 1,667 | 1,667 | 0 | 0.0% |
| Total | \$ 255,368 | \$ 255,368 | \$ 199,889 | \$ 55,479 | 21.7% |
| 3621 Justice of the Peace 2-1 | | | | | |
| Salaries | \$ 182,861 | \$ 182,861 | \$ 162,457 | \$ 20,404 | 11.2% |
| Salaries Overtime | 1,000 | 86 | 86 | 0 | 0.6% |
| Other Salary & Supplements | 2,460 | 5,432 | 3,186 | 2,246 | 41.3% |
| Employee Benefits | 75,448 | 75,448 | 76,478 | (1,030) | -1.4% |
| Other Personnel Expense | 3,900 | 3,900 | 3,575 | 325 | 8.3% |
| Office Expense & Supplies | 6,350 | 6,350 | 5,999 | 351 | 5.5% |
| Telephone & Utilities | 7,030 | 7,030 | 4,013 | 3,017 | 42.9% |
| Maintenance & Repair | 833 | 833 | 419 | 414 | 49.7% |
| Professional Services | 1,500 | 1,500 | 450 | 1,050 | 70.0% |
| Other Services & Charges | 53,138 | 53,138 | 50,231 | 2,907 | 5.5% |
| Other Expenses | 2,800 | 2,800 | 2,195 | 605 | 21.6% |
| Travel | 4,300 | 2,242 | 1,076 | 1,166 | 52.0% |
| Total | \$ 341,620 | \$ 341,620 | \$ 310,165 | \$ 31,455 | 9.2% |

| | Original FY 2018 / 19 Budget | Adjusted FY 2018 / 19 Budget | Year to Date Activity | Available Balance | Percent of Budget Available |
|--------------------------------------|------------------------------------|------------------------------------|--------------------------|----------------------|-----------------------------------|
| 3622 Justice of the Peace 2-2 | | | | | |
| Salaries | \$ 161,297 | \$ 161,297 | \$ 144,606 | \$ 16,691 | 10.3% |
| Salaries Overtime | 300 | 300 | 288 | 12 | 4.1% |
| Other Salary & Supplements | 15,340 | 15,340 | 11,804 | 3,536 | 23.1% |
| Employee Benefits | 62,953 | 62,953 | 60,159 | 2,794 | 4.4% |
| Other Personnel Expense | 3,900 | 3,900 | 3,575 | 325 | 8.3% |
| Office Expense & Supplies | 5,900 | 5,600 | 5,301 | 299 | 5.3% |
| Telephone & Utilities | 720 | 720 | 539 | 181 | 25.1% |
| Maintenance & Repair | 319 | 319 | - | 319 | 100.0% |
| Professional Services | 600 | 900 | 750 | 150 | 16.7% |
| Other Services & Charges | 200 | 350 | 323 | 27 | 7.7% |
| Other Expenses | 2,600 | 2,600 | 2,641 | (41) | -1.6% |
| Travel | 2,200 | 2,050 | 1,849 | 201 | 9.8% |
| Total | \$ 256,329 | \$ 256,329 | \$ 231,833 | \$ 24,496 | 9.6% |
| 3630 Justice of the Peace 3 | | | | | |
| Salaries | \$ 126,496 | \$ 126,496 | \$ 107,928 | \$ 18,568 | 14.7% |
| Other Salary & Supplements | 5,743 | 5,380 | 1,163 | 4,217 | 78.4% |
| Employee Benefits | 62,490 | 62,490 | 54,424 | 8,066 | 12.9% |
| Other Personnel Expense | 3,900 | 3,900 | 3,575 | 325 | 8.3% |
| Office Expense & Supplies | 3,200 | 3,200 | 2,434 | 766 | 23.9% |
| Maintenance & Repair | 350 | 350 | - | 350 | 100.0% |
| Professional Services | 2,200 | 2,400 | 1,090 | 1,310 | 54.6% |
| Other Services & Charges | 300 | 300 | 60 | 240 | 80.0% |
| Other Expenses | 2,000 | 2,000 | 1,689 | 311 | 15.5% |
| Travel | 4,500 | 4,660 | 2,827 | 1,833 | 39.3% |
| Total | \$ 211,179 | \$ 211,179 | \$ 175,193 | \$ 35,986 | 17.0% |

| | Original FY 2018 / 19 Budget | Adjusted FY 2018 / 19 Budget | Year to Date Activity | Available Balance | Percent of Budget Available |
|--------------------------------------|------------------------------------|------------------------------------|--------------------------|----------------------|-----------------------------------|
| 3640 Justice of the Peace 4 | | | | | |
| Salaries | \$ 128,412 | \$ 128,412 | \$ 116,635 | \$ 11,777 | 9.2% |
| Employee Benefits | 54,825 | 54,825 | 51,683 | 3,142 | 5.7% |
| Other Personnel Expense | 3,900 | 3,900 | 3,575 | 325 | 8.3% |
| Office Expense & Supplies | 1,894 | 2,594 | 2,227 | 367 | 14.1% |
| Professional Services | 450 | 450 | 450 | - | 0.0% |
| Other Services & Charges | 300 | 527 | 478 | 49 | 9.4% |
| Other Expenses | 2,820 | 2,820 | 2,584 | 236 | 8.4% |
| Travel | 1,794 | 867 | 866 | 1 | 0.1% |
| Total | \$ 194,395 | \$ 194,395 | \$ 178,499 | \$ 15,896 | 8.2% |
| 3650 Justice of the Peace 5-1 | | | | | |
| Salaries | \$ 163,312 | \$ 163,312 | \$ 147,672 | \$ 15,640 | 9.6% |
| Salaries Overtime | 500 | 500 | - | 500 | 100.0% |
| Other Salary & Supplements | 8,144 | 8,144 | 2,935 | 5,209 | 64.0% |
| Employee Benefits | 71,420 | 71,420 | 66,610 | 4,810 | 6.7% |
| Other Personnel Expense | 3,900 | 3,900 | 3,575 | 325 | 8.3% |
| Office Expense & Supplies | 5,600 | 5,600 | 4,457 | 1,143 | 20.4% |
| Maintenance & Repair | 500 | 500 | 478 | 22 | 4.4% |
| Professional Services | 1,000 | 1,000 | 550 | 450 | 45.0% |
| Special Personnel Services | 225 | 225 | - | 225 | 100.0% |
| Other Services & Charges | 275 | 275 | 92 | 183 | 66.7% |
| Other Expenses | 2,509 | 2,509 | 1,682 | 827 | 33.0% |
| Travel | 3,300 | 3,300 | 1,227 | 2,073 | 62.8% |
| Total | \$ 260,685 | \$ 260,685 | \$ 229,278 | \$ 31,407 | 12.0% |

| | Original FY 2018 / 19 Budget | Adjusted FY 2018 / 19 Budget | Year to Date Activity | Available Balance | Percent of Budget Available |
|----------------------------------------|------------------------------------|------------------------------------|--------------------------|----------------------|-----------------------------------|
| 3655 Justice of the Peace 5-2 | | | | | |
| Salaries | \$ 131,721 | \$ 131,721 | \$ 115,525 | \$ 16,197 | 12.3% |
| Salaries Overtime | - | - | 2,249 | (2,249) | 0.0% |
| Other Salary & Supplements | 1,380 | 1,380 | 1,117 | 263 | 19.1% |
| Employee Benefits | 60,062 | 60,062 | 56,301 | 3,761 | 6.3% |
| Other Personnel Expense | 3,900 | 3,900 | 3,575 | 325 | 8.3% |
| Office Expense & Supplies | 1,000 | 1,000 | 1,817 | (817) | -81.7% |
| Maintenance & Repair | 250 | 250 | - | 250 | 100.0% |
| Professional Services | 250 | 650 | 650 | - | 0.0% |
| Other Expenses | 1,800 | 1,800 | 905 | 895 | 49.7% |
| Travel | 2,680 | 2,280 | 1,901 | 379 | 16.6% |
| Total | \$ 203,043 | \$ 203,043 | \$ 184,329 | \$ 18,714 | 9.2% |
| 3890 Medical Examiner | | | | | |
| Salaries | \$ 802,135 | \$ 802,135 | \$ 714,104 | \$ 88,031 | 11.0% |
| Salaries Overtime | 10,000 | 10,000 | 8,526 | 1,474 | 14.7% |
| Other Salary & Supplements | 133,180 | 133,180 | 156,639 | (23,459) | -17.6% |
| Employee Benefits | 271,318 | 271,318 | 247,612 | 23,706 | 8.7% |
| Other Personnel Expense | 13,640 | 13,640 | 12,591 | 1,049 | 7.7% |
| Office Expense & Supplies | 17,005 | 14,405 | 11,650 | 2,755 | 19.1% |
| Telephone & Utilities | 2,148 | 2,148 | 2,192 | (44) | -2.0% |
| Maintenance & Repair | 600 | 25 | 12 | 13 | 53.0% |
| Professional Services | 135,000 | 134,975 | 108,932 | 26,043 | 19.3% |
| Other Services & Charges | 140,100 | 144,003 | 120,059 | 23,944 | 16.6% |
| Other Expenses | 7,700 | 7,700 | 7,081 | 619 | 8.0% |
| Travel | 11,000 | 10,297 | 10,296 | 1 | 0.0% |
| Total | \$ 1,543,826 | \$ 1,543,826 | \$ 1,399,693 | \$ 144,133 | 9.3% |
| Total Administration of Justice | \$ 23,142,527 | \$ 23,167,527 | \$ 20,402,047 | \$ 2,765,480 | 11.9% |

| | Original FY 2018 / 19 Budget | Adjusted FY 2018 / 19 Budget | Year to Date Activity | Available Balance | Percent of Budget Available |
|------------------------------------------|------------------------------------|------------------------------------|--------------------------|----------------------|-----------------------------------|
| Law Enforcement & Corrections | | | | | |
| 3520 District Attorney | | | | | |
| Salaries | \$ 3,415,415 | \$ 3,415,415 | \$ 2,895,803 | \$ 519,612 | 15.2% |
| Salaries Overtime | 5,500 | 18,500 | 14,797 | 3,703 | 20.0% |
| Other Salary & Supplements | 99,564 | 106,564 | 86,825 | 19,739 | 18.5% |
| Employee Benefits | 1,298,294 | 1,298,294 | 1,102,542 | 195,752 | 15.1% |
| Other Personnel Expense | 24,126 | 24,126 | 20,486 | 3,640 | 15.1% |
| Office Expense & Supplies | 81,000 | 70,000 | 62,373 | 7,627 | 10.9% |
| Telephone & Utilities | 6,000 | 6,000 | 2,145 | 3,855 | 64.3% |
| Maintenance & Repair | 20,536 | 20,536 | 13,706 | 6,830 | 33.3% |
| Professional Services | 44,328 | 44,328 | 34,010 | 10,318 | 23.3% |
| Special Personnel Services | 19,500 | 19,500 | 11,790 | 7,710 | 39.5% |
| Other Services & Charges | 23,193 | 24,193 | 20,689 | 3,504 | 14.5% |
| Other Expenses | 48,218 | 48,218 | 38,992 | 9,226 | 19.1% |
| Travel | 32,000 | 22,000 | 23,007 | (1,007) | -4.6% |
| Total | \$ 5,117,674 | \$ 5,117,674 | \$ 4,327,165 | \$ 790,509 | 15.4% |
| 3700 County Sheriff | | | | | |
| Salaries | \$ 2,831,420 | \$ 2,831,420 | \$ 2,449,742 | \$ 381,678 | 13.5% |
| Salaries Overtime | 95,000 | 95,000 | 121,852 | (26,852) | -28.3% |
| Other Salary & Supplements | 116,460 | 116,460 | 144,656 | (28,196) | -24.2% |
| Employee Benefits | 1,215,514 | 1,215,514 | 1,161,570 | 53,944 | 4.4% |
| Other Personnel Expense | - | 500 | 153 | 347 | 69.4% |
| Office Expense & Supplies | 46,000 | 46,000 | 43,036 | 2,964 | 6.4% |
| Telephone & Utilities | 79,119 | 79,119 | 70,004 | 9,115 | 11.5% |
| Maintenance & Repair | 379,752 | 336,052 | 230,061 | 105,991 | 31.5% |
| Professional Services | 27,000 | 27,000 | 14,045 | 12,955 | 48.0% |
| Special Personnel Services | 5,000 | 5,000 | 83 | 4,917 | 98.3% |
| Other Services & Charges | 1,453,273 | 1,452,773 | 1,416,888 | 35,885 | 2.5% |
| Other Expenses | 27,250 | 27,250 | 19,206 | 8,044 | 29.5% |
| Travel | 4,652 | 4,652 | 2,070 | 2,582 | 55.5% |
| Total | \$ 6,280,440 | \$ 6,236,740 | \$ 5,673,367 | \$ 563,373 | 9.0% |

| | Original FY 2018 / 19 Budget | Adjusted FY 2018 / 19 Budget | Year to Date Activity | Available Balance | Percent of Budget Available |
|------------------------------|------------------------------------|------------------------------------|--------------------------|----------------------|-----------------------------------|
| 3710 ID Jail Division | | | | | |
| Salaries | \$ 518,962 | \$ 518,962 | \$ 385,004 | \$ 133,958 | 25.8% |
| Salaries Overtime | 25,000 | 25,000 | 46,306 | (21,306) | -85.2% |
| Other Salary & Supplements | 11,300 | 11,300 | 26,539 | (15,239) | -134.9% |
| Employee Benefits | 243,450 | 243,450 | 211,123 | 32,327 | 13.3% |
| Office Expense & Supplies | 20,000 | 20,000 | 14,197 | 5,803 | 29.0% |
| Maintenance & Repair | 42,362 | 42,362 | 1,421 | 40,941 | 96.6% |
| Professional Services | 500 | 500 | - | 500 | 100.0% |
| Other Services & Charges | 500 | 500 | 25 | 475 | 95.0% |
| Other Expenses | 4,250 | 4,250 | 3,603 | 647 | 15.2% |
| Travel | 700 | 700 | - | 700 | 100.0% |
| Total | \$ 867,024 | \$ 867,024 | \$ 688,217 | \$ 178,807 | 20.6% |
| 3720 Jail | | | | | |
| Salaries | \$ 8,681,241 | \$ 8,681,241 | \$ 7,139,714 | \$ 1,541,527 | 17.8% |
| Salaries Overtime | 992,000 | 992,000 | 2,033,771 | (1,041,771) | -105.0% |
| Other Salary & Supplements | 239,093 | 239,093 | 244,726 | (5,633) | -2.4% |
| Employee Benefits | 3,745,758 | 3,745,758 | 4,000,044 | (254,286) | -6.8% |
| Other Personnel Expense | - | 3,000 | 6,918 | (3,918) | -130.6% |
| Office Expense & Supplies | 180,700 | 172,700 | 169,089 | 3,611 | 2.1% |
| Food & Kitchen Expenses | 1,475,000 | 1,475,000 | 1,195,873 | 279,127 | 18.9% |
| Telephone & Utilities | 3,000 | 3,000 | 2,436 | 564 | 18.8% |
| Maintenance & Repair | 127,000 | 177,000 | 132,557 | 44,443 | 25.1% |
| Professional Services | 3,000 | 1,500 | 2,111 | (611) | -40.7% |
| Special Personnel Services | 4,000 | - | - | - | 0.0% |
| Other Services & Charges | 180,498 | 180,498 | 108,803 | 71,695 | 39.7% |
| Other Expenses | 26,200 | 32,200 | 29,404 | 2,796 | 8.7% |
| Travel | 1,800 | - | - | - | 0.0% |
| Total | \$ 15,659,290 | \$ 15,702,990 | \$ 15,065,446 | \$ 637,544 | 4.1% |

| | Original FY 2018 / 19 Budget | Adjusted FY 2018 / 19 Budget | Year to Date Activity | Available Balance | Percent of Budget Available |
|----------------------------|------------------------------------|------------------------------------|--------------------------|----------------------|-----------------------------------|
| 3810 Constable 1 | | | | | |
| Salaries | \$ 483,056 | \$ 483,056 | \$ 428,446 | \$ 54,610 | 11.3% |
| Salaries Overtime | - | - | 1,681 | (1,681) | 0.0% |
| Other Salary & Supplements | 29,380 | 29,380 | 26,052 | 3,328 | 11.3% |
| Employee Benefits | 231,060 | 231,060 | 207,324 | 23,736 | 10.3% |
| Other Personnel Expense | 7,020 | 7,020 | 6,435 | 585 | 8.3% |
| Office Expense & Supplies | 4,100 | 5,240 | 5,108 | 132 | 2.5% |
| Telephone & Utilities | 1,550 | 1,550 | 1,320 | 230 | 14.8% |
| Maintenance & Repair | 58,028 | 57,858 | 55,739 | 2,119 | 3.7% |
| Professional Services | - | 770 | 770 | - | 0.0% |
| Other Services & Charges | 16,740 | 15,000 | 13,959 | 1,041 | 6.9% |
| Other Expenses | 2,200 | 2,200 | 1,962 | 238 | 10.8% |
| Total | \$ 833,134 | \$ 833,134 | \$ 748,795 | \$ 84,339 | 10.1% |
| 3820 Constable 2 | | | | | |
| Salaries | \$ 438,277 | \$ 438,277 | \$ 388,180 | \$ 50,097 | 11.4% |
| Other Salary & Supplements | 23,420 | 23,420 | 22,888 | 532 | 2.3% |
| Employee Benefits | 191,605 | 191,605 | 195,996 | (4,391) | -2.3% |
| Other Personnel Expense | 7,020 | 7,020 | 6,435 | 585 | 8.3% |
| Office Expense & Supplies | 4,943 | 5,943 | 1,844 | 4,099 | 69.0% |
| Telephone & Utilities | 1,950 | 1,950 | 1,730 | 221 | 11.3% |
| Maintenance & Repair | 54,338 | 53,338 | 34,526 | 18,812 | 35.3% |
| Professional Services | 930 | 930 | 919 | 11 | 1.2% |
| Other Services & Charges | 7,760 | 7,760 | 4,404 | 3,356 | 43.3% |
| Other Expenses | 1,989 | 1,989 | 1,877 | 112 | 5.6% |
| Travel | 750 | 750 | - | 750 | 100.0% |
| Total | \$ 732,982 | \$ 732,982 | \$ 658,797 | \$ 74,185 | 10.1% |

| | Original FY 2018 / 19 Budget | Adjusted FY 2018 / 19 Budget | Year to Date Activity | Available Balance | Percent of Budget Available |
|----------------------------|------------------------------------|------------------------------------|--------------------------|----------------------|-----------------------------------|
| 3830 Constable 3 | | | | | |
| Salaries | \$ 321,892 | \$ 321,892 | \$ 284,965 | \$ 36,927 | 11.5% |
| Salaries Overtime | 9,500 | 9,500 | 2 | 9,498 | 100.0% |
| Other Salary & Supplements | 13,320 | 13,320 | 13,047 | 273 | 2.1% |
| Employee Benefits | 150,937 | 150,937 | 136,077 | 14,860 | 9.8% |
| Other Personnel Expense | 7,020 | 7,020 | 6,435 | 585 | 8.3% |
| Office Expense & Supplies | 1,800 | 2,466 | 2,272 | 194 | 7.9% |
| Telephone & Utilities | 1,910 | 1,910 | 1,249 | 661 | 34.6% |
| Maintenance & Repair | 48,796 | 48,119 | 32,141 | 15,978 | 33.2% |
| Professional Services | 500 | 500 | 300 | 200 | 40.0% |
| Other Services & Charges | 6,133 | 6,133 | 5,817 | 316 | 5.2% |
| Other Expenses | 2,011 | 2,011 | 1,461 | 550 | 27.3% |
| Travel | 600 | 611 | 611 | 1 | 0.1% |
| Total | \$ 564,419 | \$ 564,419 | \$ 484,376 | \$ 80,043 | 14.2% |
| 3840 Constable 4 | | | | | |
| Salaries | \$ 363,039 | \$ 363,039 | \$ 332,028 | \$ 31,011 | 8.5% |
| Salaries Overtime | 4,000 | 4,000 | 14 | 3,986 | 99.7% |
| Other Salary & Supplements | 16,060 | 16,060 | 16,116 | (56) | -0.3% |
| Employee Benefits | 178,616 | 178,616 | 175,614 | 3,002 | 1.7% |
| Other Personnel Expense | 7,020 | 7,020 | 6,435 | 585 | 8.3% |
| Office Expense & Supplies | 2,200 | 2,050 | 836 | 1,214 | 59.2% |
| Food & Kitchen Expenses | 100 | 100 | - | 100 | 100.0% |
| Telephone & Utilities | 1,100 | 1,100 | 1,602 | (502) | -45.7% |
| Maintenance & Repair | 49,557 | 49,557 | 26,587 | 22,970 | 46.4% |
| Professional Services | 500 | 650 | 630 | 20 | 3.1% |
| Other Services & Charges | 5,549 | 5,549 | 4,607 | 942 | 17.0% |
| Other Expenses | 1,000 | 1,000 | - | 1,000 | 100.0% |
| Total | \$ 628,741 | \$ 628,741 | \$ 564,468 | \$ 64,273 | 10.2% |

| | Original FY 2018 / 19 Budget | Adjusted FY 2018 / 19 Budget | Year to Date Activity | Available Balance | Percent of Budget Available |
|------------------------------------------------|------------------------------------|------------------------------------|--------------------------|----------------------|-----------------------------------|
| 3850 Constable 5 | | | | | |
| Salaries | \$ 587,407 | \$ 587,407 | \$ 526,971 | \$ 60,436 | 10.3% |
| Salaries Overtime | 6,338 | 6,338 | 7,615 | (1,277) | -20.2% |
| Other Salary & Supplements | 31,020 | 31,020 | 32,200 | (1,180) | -3.8% |
| Employee Benefits | 274,468 | 274,468 | 265,592 | 8,876 | 3.2% |
| Office Expense & Supplies | 5,200 | 5,200 | 2,160 | 3,040 | 58.5% |
| Telephone & Utilities | 3,600 | 3,600 | 3,573 | 27 | 0.7% |
| Maintenance & Repair | 89,980 | 98,580 | 60,462 | 38,118 | 38.7% |
| Professional Services | 800 | 3,155 | 2,190 | 965 | 30.6% |
| Other Services & Charges | 26,571 | 16,216 | 10,151 | 6,065 | 37.4% |
| Other Expenses | 3,000 | 3,000 | 2,758 | 242 | 8.1% |
| Travel | 3,200 | 2,600 | 591 | 2,009 | 77.3% |
| Total | \$ 1,031,584 | \$ 1,031,584 | \$ 914,262 | \$ 117,322 | 11.4% |
| Total Law Enforcement & Corrections | \$ 31,715,288 | \$ 31,715,288 | \$ 29,124,894 | \$ 2,590,394 | 8.2% |
| Social Services | | | | | |
| 4110 Social Services-Administration | | | | | |
| Salaries | \$ 709,421 | \$ 709,421 | \$ 601,459 | \$ 107,962 | 15.2% |
| Salaries Overtime | - | 19 | 19 | 0 | 0.5% |
| Other Salary & Supplements | 5,700 | 5,700 | 4,403 | 1,297 | 22.8% |
| Employee Benefits | 268,420 | 268,420 | 242,148 | 26,272 | 9.8% |
| Other Personnel Expense | 14,401 | 14,401 | 17,170 | (2,769) | -19.2% |
| Office Expense & Supplies | 8,100 | 7,400 | 3,129 | 4,271 | 57.7% |
| Telephone & Utilities | 700 | 700 | 476 | 224 | 32.0% |
| Maintenance & Repair | 1,000 | 831 | - | 831 | 100.0% |
| Professional Services | 26,511 | 26,511 | 17,573 | 8,938 | 33.7% |
| Special Personnel Services | - | 700 | 426 | 274 | 39.1% |
| Other Services & Charges | 37,231 | 37,381 | 34,229 | 3,152 | 8.4% |
| Other Expenses | 11,194 | 11,194 | 7,961 | 3,233 | 28.9% |
| Travel | 1,100 | 1,100 | - | 1,100 | 100.0% |
| Total | \$ 1,083,778 | \$ 1,083,778 | \$ 928,994 | \$ 154,784 | 14.3% |
| 4120 Direct Social Services | | | | | |
| Food & Kitchen Expenses | \$ 38,000 | \$ 47,000 | \$ 33,989 | \$ 13,011 | 27.7% |
| Telephone & Utilities | 202,170 | 182,170 | 143,916 | 38,254 | 21.0% |
| Other Services & Charges | 324,844 | 335,844 | 265,104 | 70,741 | 21.1% |
| Total | \$ 565,014 | \$ 565,014 | \$ 443,009 | \$ 122,005 | 21.6% |

| | Original FY 2018 / 19 Budget | Adjusted FY 2018 / 19 Budget | Year to Date Activity | Available Balance | Percent of Budget Available |
|------------------------------------------|------------------------------------|------------------------------------|--------------------------|----------------------|-----------------------------------|
| 4130 Children Protective Services | | | | | |
| Salaries | \$ 30,318 | \$ 30,318 | \$ 27,410 | \$ 2,908 | 9.6% |
| Employee Benefits | 14,240 | 14,240 | 14,867 | (627) | -4.4% |
| Office Expense & Supplies | 1,120 | 1,120 | 1,108 | 12 | 1.1% |
| Maintenance & Repair | 290 | 290 | - | 290 | 100.0% |
| Professional Services | 400 | 400 | - | 400 | 100.0% |
| Other Services & Charges | 56,600 | 56,600 | 40,793 | 15,807 | 27.9% |
| Travel | 1,000 | 1,000 | 535 | 465 | 46.5% |
| Total | \$ 103,968 | \$ 103,968 | \$ 84,713 | \$ 19,255 | 18.5% |
| 4190 Senior Community Services | | | | | |
| Salaries | \$ 488,742 | \$ 488,742 | \$ 423,626 | \$ 65,116 | 13.3% |
| Salaries Overtime | 1,000 | 4,500 | 4,229 | 271 | 6.0% |
| Other Salary & Supplements | 30,840 | 30,840 | 16,300 | 14,540 | 47.1% |
| Employee Benefits | 234,667 | 234,667 | 210,983 | 23,684 | 10.1% |
| Office Expense & Supplies | 7,500 | 7,500 | 7,495 | 5 | 0.1% |
| Food & Kitchen Expenses | 160,000 | 157,000 | 135,440 | 21,560 | 13.7% |
| Telephone & Utilities | 5,020 | 5,020 | 4,918 | 102 | 2.0% |
| Maintenance & Repair | 40,584 | 43,742 | 32,976 | 10,766 | 24.6% |
| Professional Services | 900 | 900 | 750 | 150 | 16.7% |
| Other Services & Charges | 6,735 | 6,435 | 4,807 | 1,628 | 25.3% |
| Other Expenses | 5,909 | 5,909 | 5,342 | 567 | 9.6% |
| Total | \$ 981,897 | \$ 985,397 | \$ 847,006 | \$ 138,391 | 14.0% |
| 4195 Hilltop Community Services | | | | | |
| Salaries | \$ 38,337 | \$ 38,337 | \$ 34,639 | \$ 3,698 | 9.6% |
| Employee Benefits | 15,926 | 15,926 | 14,989 | 937 | 5.9% |
| Office Expense & Supplies | 2,500 | 2,500 | 853 | 1,647 | 65.9% |
| Maintenance & Repair | 300 | 300 | - | 300 | 100.0% |
| Professional Services | 450 | 450 | 35 | 415 | 92.2% |
| Other Expenses | 1,800 | 1,800 | 1,335 | 465 | 25.9% |
| Total | \$ 59,313 | \$ 59,313 | \$ 51,850 | \$ 7,463 | 12.6% |
| 4300 Social Mental Services | | | | | |
| Special Personnel Services | 43,847 | 43,847 | 3,480 | 40,367 | 92.1% |
| Other Services & Charges | 98,214 | 98,214 | 60,153 | 38,061 | 38.8% |
| Total | \$ 142,061 | \$ 142,061 | \$ 63,633 | \$ 78,428 | 55.2% |
| Total Social Services | \$ 2,936,031 | \$ 2,939,531 | \$ 2,419,206 | \$ 520,325 | 17.7% |

| | Original FY 2018 / 19 Budget | Adjusted FY 2018 / 19 Budget | Year to Date Activity | Available Balance | Percent of Budget Available |
|----------------------------------------|------------------------------------|------------------------------------|--------------------------|----------------------|-----------------------------------|
| Health, Safety & Sanitation | | | | | |
| 5100 Emergency Services | | | | | |
| Other Services & Charges | \$ 39,540 | \$ 39,540 | \$ 21,360 | \$ 18,180 | 46.0% |
| Total | \$ 39,540 | \$ 39,540 | \$ 21,360 | \$ 18,180 | 46.0% |
| 5105 Emergency Management | | | | | |
| Salaries | \$ 108,796 | \$ 108,796 | \$ 87,751 | \$ 21,045 | 19.3% |
| Salaries Overtime | - | 1,998 | 1,997 | 1 | 0.0% |
| Employee Benefits | 31,255 | 31,255 | 27,800 | 3,455 | 11.1% |
| Office Expense & Supplies | 4,600 | 4,304 | 3,234 | 1,070 | 24.9% |
| Telephone & Utilities | 10,235 | 11,940 | 12,486 | (546) | -4.6% |
| Maintenance & Repair | 7,500 | 7,500 | 943 | 6,557 | 87.4% |
| Professional Services | 3,000 | 3,000 | 525 | 2,475 | 82.5% |
| Other Services & Charges | 26,461 | 24,463 | 11,915 | 12,548 | 51.3% |
| Other Expenses | 150 | 446 | 446 | 0 | 0.1% |
| Travel | 6,000 | 4,295 | 1,776 | 2,519 | 58.6% |
| Total | \$ 197,997 | \$ 197,997 | \$ 148,872 | \$ 49,125 | 24.8% |
| 5200 911 Program | | | | | |
| Salaries | \$ 34,115 | \$ 34,115 | \$ 30,832 | \$ 3,283 | 9.6% |
| Salaries Overtime | - | - | - | - | 0.0% |
| Other Salary & Supplements | 780 | 780 | 720 | 60 | 7.7% |
| Employee Benefits | 15,199 | 15,199 | 14,407 | 792 | 5.2% |
| Office Expense & Supplies | 523 | 523 | 185 | 338 | 64.6% |
| Telephone & Utilities | 420 | 420 | - | 420 | 100.0% |
| Maintenance & Repair | 1,860 | 1,860 | 126 | 1,734 | 93.2% |
| Professional Services | 700 | 700 | - | 700 | 100.0% |
| Other Services & Charges | 565 | 565 | 422 | 143 | 25.4% |
| Travel | 600 | 600 | - | 600 | 100.0% |
| Total | \$ 54,762 | \$ 54,762 | \$ 46,692 | \$ 8,070 | 14.7% |

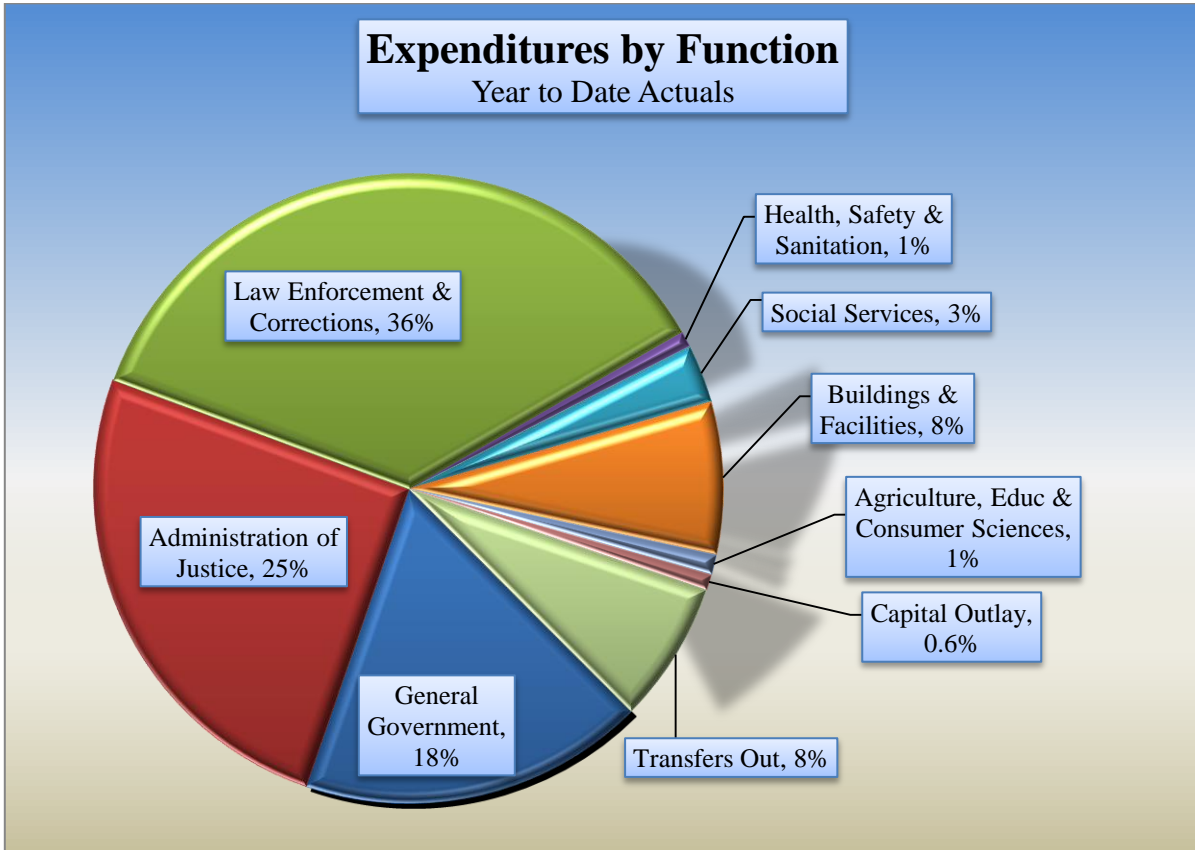
| | Original FY 2018 / 19 Budget | Adjusted FY 2018 / 19 Budget | Year to Date Activity | Available Balance | Percent of Budget Available |
|----------------------------------------------|------------------------------------|------------------------------------|--------------------------|----------------------|-----------------------------------|
| 5220 Environmental Enforcement | | | | | |
| Salaries | \$ 75,869 | \$ 75,869 | \$ 68,564 | \$ 7,305 | 9.6% |
| Salaries Overtime | 1,000 | 1,000 | - | 1,000 | 100.0% |
| Other Salary & Supplements | 720 | 720 | 665 | 55 | 7.7% |
| Employee Benefits | 25,298 | 25,298 | 23,793 | 1,505 | 6.0% |
| Office Expense & Supplies | 800 | 800 | 429 | 371 | 46.4% |
| Telephone & Utilities | 7,741 | 10,241 | 7,965 | 2,276 | 22.2% |
| Maintenance & Repair | 11,717 | 10,717 | 6,637 | 4,080 | 38.1% |
| Professional Services | 11,575 | 10,075 | 7,393 | 2,682 | 26.6% |
| Other Services & Charges | 1,750 | 1,750 | 246 | 1,504 | 85.9% |
| Travel | 2,088 | 2,088 | 516 | 1,572 | 75.3% |
| Total | \$ 138,558 | \$ 138,558 | \$ 116,207 | \$ 22,351 | 16.1% |
| 5330 Animal Control | | | | | |
| Salaries | \$ 198,030 | \$ 198,030 | \$ 176,045 | \$ 21,985 | 11.1% |
| Salaries Overtime | 6,500 | 6,500 | 3,221 | 3,279 | 50.4% |
| Other Salary & Supplements | 1,440 | 1,440 | 1,329 | 111 | 7.7% |
| Employee Benefits | 82,937 | 82,937 | 90,520 | (7,583) | -9.1% |
| Office Expense & Supplies | 2,900 | 2,900 | 1,991 | 909 | 31.3% |
| Food & Kitchen Expenses | 2,500 | 2,500 | 1,608 | 892 | 35.7% |
| Telephone & Utilities | 6,155 | 6,155 | 4,086 | 2,069 | 33.6% |
| Maintenance & Repair | 32,499 | 29,999 | 18,222 | 11,777 | 39.3% |
| Professional Services | 1,000 | 1,000 | 300 | 700 | 70.0% |
| Other Services & Charges | 7,638 | 10,138 | 7,196 | 2,942 | 29.0% |
| Other Expenses | 1,229 | 1,229 | 852 | 377 | 30.7% |
| Travel | 1,000 | 1,000 | 376 | 624 | 62.4% |
| Total | \$ 343,828 | \$ 343,828 | \$ 305,746 | \$ 38,082 | 11.1% |
| Total Health, Safety & Sanitation | \$ 774,685 | \$ 774,685 | \$ 638,878 | \$ 135,807 | 17.5% |

| | Original FY 2018 / 19 Budget | Adjusted FY 2018 / 19 Budget | Year to Date Activity | Available Balance | Percent of Budget Available |
|---------------------------------------------|------------------------------------|------------------------------------|--------------------------|----------------------|-----------------------------------|
| Agriculture, Educ & Consumer Scs | | | | | |
| 6110 Agricultural Extension | | | | | |
| Salaries | \$ 121,504 | \$ 121,504 | \$ 98,179 | \$ 23,325 | 19.2% |
| Salaries Overtime | - | 38 | 38 | (0) | 0.0% |
| Other Salary & Supplements | 53,895 | 53,895 | 49,749 | 4,146 | 7.7% |
| Employee Benefits | 65,363 | 65,363 | 49,259 | 16,104 | 24.6% |
| Office Expense & Supplies | 3,690 | 3,190 | 2,728 | 462 | 14.5% |
| Telephone & Utilities | 2,200 | 2,200 | 2,302 | (102) | -4.6% |
| Maintenance & Repair | 16,063 | 16,063 | 10,999 | 5,064 | 31.5% |
| Professional Services | 1,225 | 1,687 | 1,381 | 306 | 18.1% |
| Other Services & Charges | 6,038 | 6,038 | 5,414 | 624 | 10.3% |
| Other Expenses | 6,250 | 6,250 | 4,597 | 1,653 | 26.5% |
| Travel | 12,000 | 12,000 | 9,498 | 2,502 | 20.9% |
| Total | \$ 288,228 | \$ 288,228 | \$ 234,145 | \$ 54,083 | 18.8% |
| 6210 Family & Consumer Sciences | | | | | |
| Salaries | \$ 30,318 | \$ 30,318 | \$ 27,426 | \$ 2,892 | 9.5% |
| Salaries Overtime | - | 3 | 2 | 1 | 18.0% |
| Other Salary & Supplements | 21,441 | 21,441 | 19,791 | 1,650 | 7.7% |
| Employee Benefits | 18,761 | 18,761 | 15,190 | 3,571 | 19.0% |
| Office Expense & Supplies | 2,850 | 2,547 | 2,310 | 237 | 9.3% |
| Food & Kitchen Expenses | 300 | 300 | - | 300 | 100.0% |
| Telephone & Utilities | 2,700 | 2,700 | 1,731 | 969 | 35.9% |
| Maintenance & Repair | 5,620 | 5,920 | 4,341 | 1,579 | 26.7% |
| Professional Services | 1,000 | 1,000 | 883 | 117 | 11.7% |
| Other Services & Charges | 805 | 805 | 613 | 192 | 23.8% |
| Other Expenses | 6,250 | 6,250 | 4,597 | 1,653 | 26.5% |
| Travel | 3,000 | 3,000 | 2,824 | 176 | 5.9% |
| Total | \$ 93,045 | \$ 93,045 | \$ 79,710 | \$ 13,335 | 14.3% |

| | Original FY 2018 / 19 Budget | Adjusted FY 2018 / 19 Budget | Year to Date Activity | Available Balance | Percent of Budget Available |
|-------------------------------------------------------------|------------------------------------|------------------------------------|--------------------------|----------------------|-----------------------------------|
| 6310 County Library | | | | | |
| Salaries | \$ 266,696 | \$ 266,696 | \$ 242,295 | \$ 24,401 | 9.1% |
| Other Salary & Supplements | 42,045 | 42,045 | 37,856 | 4,189 | 10.0% |
| Employee Benefits | 112,224 | 112,224 | 115,869 | (3,645) | -3.2% |
| Other Personnel Expense | 17,500 | 17,500 | 13,569 | 3,931 | 22.5% |
| Office Expense & Supplies | 24,500 | 20,702 | 13,517 | 7,185 | 34.7% |
| Telephone & Utilities | 1,450 | 1,450 | 1,156 | 294 | 20.3% |
| Maintenance & Repair | 4,000 | 7,746 | 7,660 | 86 | 1.1% |
| Professional Services | 21,000 | 22,106 | 22,105 | 1 | 0.0% |
| Other Services & Charges | 60,350 | 56,201 | 44,540 | 11,661 | 20.7% |
| Other Expenses | 7,000 | 7,000 | 6,212 | 788 | 11.3% |
| Travel | 4,000 | 7,095 | 6,013 | 1,082 | 15.3% |
| Total | \$ 560,765 | \$ 560,765 | \$ 510,792 | \$ 49,973 | 8.9% |
| Total Agriculture, Education & Consumer Sciences | \$ 942,038 | \$ 942,038 | \$ 824,647 | \$ 117,391 | 12.5% |
| Capital Outlay | | | | | |
| 1900 Capital Outlay | | | | | |
| Office Expense & Supplies | \$ 145,000 | \$ 145,000 | \$ 102,295 | \$ 42,705 | 29.5% |
| Maintenance & Repair | 85,000 | 85,000 | 79,952 | 5,048 | 5.9% |
| Professional Services | - | 26,500 | 28,500 | (2,000) | -7.5% |
| Reserve Appropriations | 237,695 | 211,195 | - | 211,195 | 100.0% |
| Capital Outlay | 590,000 | 634,548 | 460,625 | 173,923 | 27.4% |
| Total | \$ 1,057,695 | \$ 1,102,243 | \$ 671,371 | \$ 430,872 | 39.1% |
| Total Capital Outlay | \$ 1,057,695 | \$ 1,102,243 | \$ 671,371 | \$ 430,872 | 39.1% |
| Transfers Out | | | | | |
| 9110 Transfers | | | | | |
| Operating Transfers-Out | \$ 8,564,215 | \$ 8,564,215 | \$ 5,879,751 | \$ 2,684,464 | 31.3% |
| Total | \$ 8,564,215 | \$ 8,564,215 | \$ 5,879,751 | \$ 2,684,464 | 31.3% |
| Total Transfers Out | \$ 8,564,215 | \$ 8,564,215 | \$ 5,879,751 | \$ 2,684,464 | 31.3% |
| Grand Total General Fund | \$ 98,981,128 | \$ 98,981,128 | \$ 80,597,773 | \$ 18,383,355 | 18.6% |

**Nueces County, Texas
General Fund
August 31, 2019**

**General Fund Expenditures by Function
Year to Date Actuals**



| Function | Year to Date Actuals | Percent of Total |
|---------------------------------------|-----------------------------|-------------------------|
| General Government | \$14,342,286 | 18% |
| Administration of Justice | 20,402,047 | 25% |
| Law Enforcement & Corrections | 29,124,894 | 36% |
| Health, Safety & Sanitation | 638,878 | 1% |
| Social Services | 2,419,206 | 3% |
| Buildings & Facilities | 6,294,694 | 8% |
| Agriculture, Educ & Consumer Sciences | 824,647 | 1% |
| Capital Outlay | 671,371 | 1% |
| Transfers Out | 5,879,751 | 7% |
| Total | \$80,597,773 | 100% |

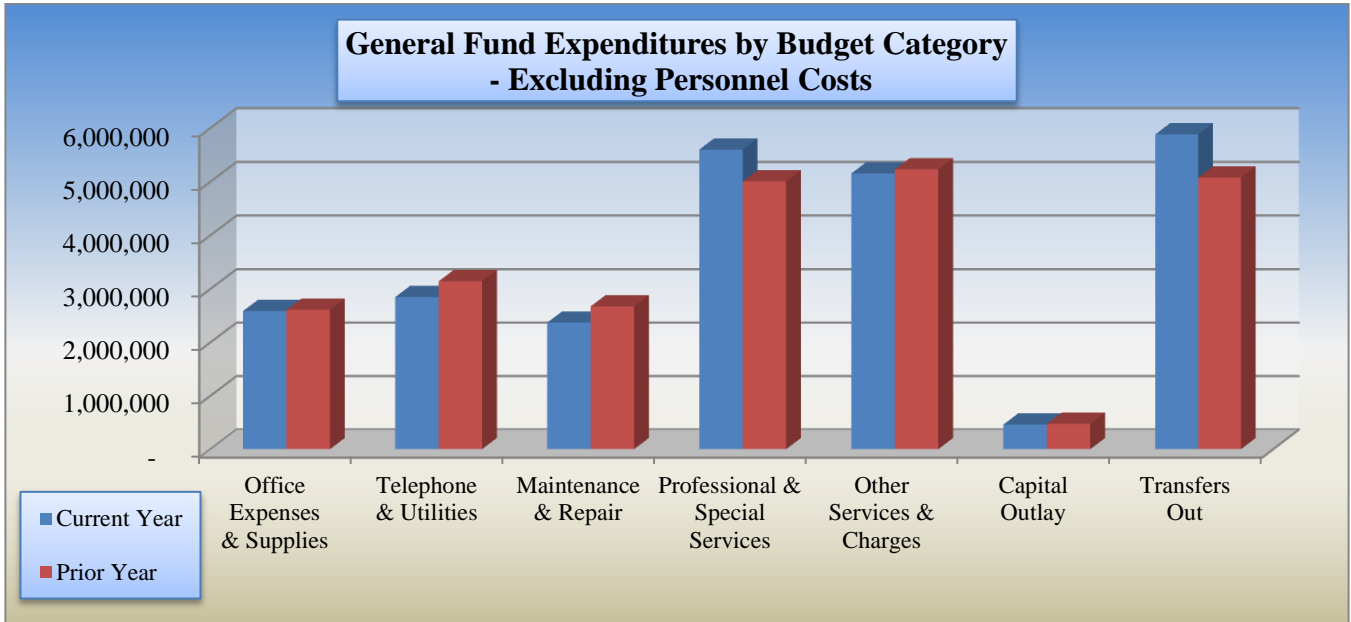
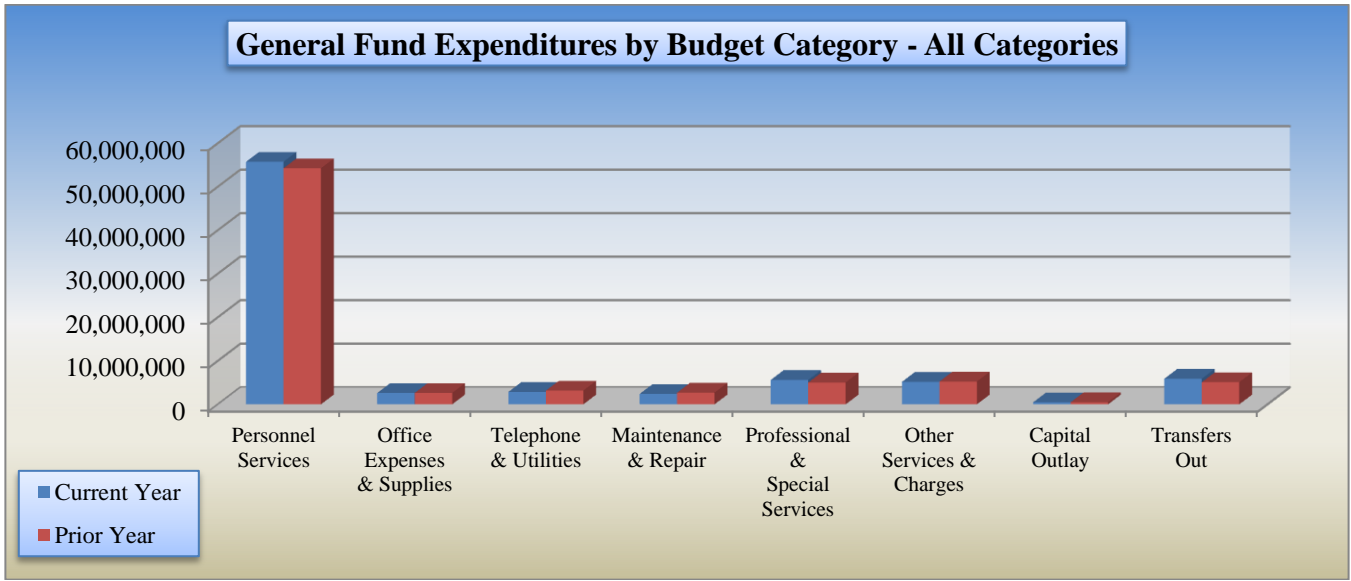
Nueces County, Texas
Comparison of Current Year to Prior Year Expenditures
General Fund
August 2018 vs August 2019

| | 2018 - 2019 Fiscal Year to Date <u>Actual</u> | 2017 - 2018 Prior Year to Date <u>Actual</u> | Increase (Decrease) | Current to Prior Year Percentage Change |
|----------------------------------------|--------------------------------------------------------|-------------------------------------------------------|----------------------------|--------------------------------------------------|
| Salaries and Supplements | \$ 39,241,128 | \$ 38,139,520 | \$ 1,101,608 | 2.9% |
| Employee Benefits | 16,164,729 | 15,790,373 | 374,356 | 2.4% |
| Other Personnel Expense | 303,654 | 303,021 | 633 | 0.2% |
| Office Expense & Supplies | 1,034,632 | 1,060,632 | (25,999) | -2.5% |
| Food & Kitchen Expenses | 1,551,324 | 1,545,719 | 5,605 | 0.4% |
| Telephone & Utilities | 2,845,198 | 3,140,539 | (295,341) | -9.4% |
| Maint & Repair | 2,367,438 | 2,671,498 | (304,060) | -11.4% |
| Professional Services | 1,671,046 | 1,739,239 | (68,192) | -3.9% |
| Special Personnel Services | 3,926,076 | 3,264,251 | 661,825 | 20.3% |
| Other Services & Charges | 4,559,768 | 4,653,826 | (94,057) | -2.0% |
| Other Expense | 378,475 | 392,770 | (14,296) | -3.6% |
| Travel | 213,841 | 179,495 | 34,346 | 19.1% |
| Capital Outlay | 460,712 | 472,850 | (12,139) | -2.6% |
| Transfer to Other Funds | 5,879,751 | 5,073,971 | 805,780 | 15.9% |
| Total General Fund Expenditures | \$ <u>80,597,773</u> | \$ <u>78,427,705</u> | \$ <u>2,170,068</u> | 2.8% |

| | Personnel Services | Office Expenses & Supplies | Telephone & Utilities | Maintenance & Repair | Professional & Special Services | Other Services & Charges | Capital Outlay | Transfers Out | Total |
|--------------|-----------------------|----------------------------------|--------------------------|-------------------------|------------------------------------|--------------------------------|-------------------|------------------|------------|
| Current Year | 55,709,511 | 2,585,957 | 2,845,198 | 2,367,438 | 5,597,122 | 5,152,084 | 460,712 | 5,879,751 | 80,597,773 |
| Prior Year | 54,232,914 | 2,606,351 | 3,140,539 | 2,671,498 | 5,003,490 | 5,226,091 | 472,850 | 5,073,971 | 78,427,705 |

**Nueces County, Texas
General Fund
August 31, 2019**

**General Fund 2 Year Comparison
Year to Date Actuals**



Nueces County, Texas
Statement of Expenditures Budget to Actual
Road and Bridge Fund
August 31, 2019

| | Original FY 2018/19 Budget | Adjusted FY 2018/19 Budget | Year to Date Activity | Available Balance | Percent of Budget Available |
|-------------------------------------|----------------------------------|----------------------------------|-----------------------------|----------------------|-----------------------------------|
| <u>Road & Bridge</u> | | | | | |
| Salaries | \$ 2,650,433 | \$ 2,650,433 | \$ 1,947,414 | \$ 703,019 | 27% |
| Employee Benefits | 1,146,975 | 1,146,975 | 971,979 | 174,996 | 15% |
| Other Personnel Expense | 10,688 | 10,688 | 9,663 | 1,025 | 10% |
| Office Expense & Supplies | 16,386 | 16,386 | 16,384 | 2 | 0% |
| Food & Kitchen Expenses | - | - | - | - | 0% |
| Telephone & Utilities | 111,632 | 111,632 | 47,727 | 63,905 | 57% |
| Maint & Repair -Equip & | 395,000 | 430,000 | 362,606 | 67,394 | 16% |
| Gasoline & Fuel | 325,000 | 325,000 | 190,512 | 134,488 | 41% |
| Maint & Repair -Bldgs & Grounds | 110,000 | 64,000 | 25,858 | 38,142 | 60% |
| Maint & Repair -Roads & Bridges | 2,634,000 | 2,544,000 | 1,388,310 | 1,155,690 | 45% |
| Professional Services | 70,000 | 81,000 | 58,772 | 22,228 | 27% |
| Reserve Apropriation | 100,000 | 100,000 | - | 100,000 | 100% |
| Other Services & Charges | 92,299 | 92,299 | 67,717 | 24,582 | 27% |
| Other Expense | 9,300 | 9,300 | 8,859 | 441 | 5% |
| Travel | 6,000 | 6,000 | 1,042 | 4,958 | 83% |
| Capital Outlay | 527,604 | 617,604 | 477,489 | 140,115 | 23% |
| Operating Transfers-Out | 16,080 | 16,080 | 16,080 | - | 0% |
| Subtotal - Road & Bridge | \$ 8,221,397 | \$ 8,221,397 | \$ 5,590,413 | \$ 2,630,984 | 32% |
| <u>Engineering</u> | | | | | |
| Salaries | \$ 407,904 | \$ 407,904 | \$ 282,026 | \$ 125,878 | 31% |
| Salary - Department Head | 69,047 | 69,047 | 63,734 | 5,313 | 8% |
| Employee Benefits | 177,178 | 177,178 | 150,476 | 26,702 | 15% |
| Other Personnel Expense | 13,800 | 13,800 | 9,286 | 4,514 | 33% |
| Office Expense & Supplies | 7,550 | 7,550 | 1,579 | 5,971 | 79% |
| Maint & Repair -Equip & | 3,000 | 5,000 | 2,716 | 2,284 | 46% |
| Gasoline / Fuel | 3,000 | 5,000 | 4,107 | 893 | 18% |
| Professional Services | 22,966 | 18,966 | 6,008 | 12,958 | 68% |
| Other Services & Charges | 12,405 | 12,405 | 11,395 | 1,010 | 8% |
| Travel | 4,300 | 4,300 | - | 4,300 | 100% |
| Travel | 4,000 | 4,000 | 1,315 | 2,685 | 67% |
| Capital Outlay | 8,000 | 8,000 | 4,995 | 3,005 | 38% |
| Subtotal Engineering | \$ 733,150 | \$ 733,150 | \$ 537,636 | \$ 195,514 | 27% |
| Road & Bridge Operating Net | \$ 7,488,247 | \$ 7,488,247 | \$ 5,052,777 | \$ 2,435,470 | |
| <u>Road Right of Way</u> | | | | | |
| Professional Services | \$ - | \$ - | \$ - | \$ - | 0% |
| Other Services & Charges | 127,666 | 127,666 | - | 127,666 | 100% |
| Subtotal - Road Right of Way | \$ 127,666 | \$ 127,666 | \$ - | \$ 127,666 | 100% |
| Total Expenditures Road & Bridge | \$ 9,082,213 | \$ 9,082,213 | \$ 6,128,049 | \$ 2,954,164 | 33% |

Nueces County, Texas
Comparison of Current Year to Prior Year Expenditures
Road and Bridge Fund
August 2018 vs August 2019

| <u>Road & Bridge</u> | 2018 - 19 Fiscal Year to Date <u>Actual</u> | 2017 - 18 Prior Year to Date <u>Actual</u> | Increase (Decrease) | Current to Prior Year Percentage Change |
|---------------------------------------------|------------------------------------------------------|-----------------------------------------------------|------------------------------|--------------------------------------------------|
| Salaries | \$ 2,293,174 | \$ 2,326,809 | \$ (33,635) | -1.4% |
| Employee benefits | 1,122,455 | 1,120,709 | 1,746 | 0.2% |
| Other Personnel Expense | 18,949 | 22,480 | (3,531) | -15.7% |
| Office Expense & Supplies | 17,962 | 24,148 | (6,186) | -25.6% |
| Telephone & Utilities | 47,727 | 55,004 | (7,276) | -13.2% |
| Maintenance & Repair | 1,974,109 | 3,172,064 | (1,197,955) | -37.8% |
| Professional Services | 64,780 | 63,135 | 1,645 | 2.6% |
| Other Services & Charges | 79,112 | 81,550 | (2,438) | -3.0% |
| Other Expense | 8,859 | 8,472 | 387 | 4.6% |
| Travel | 2,357 | 6,023 | (3,666) | -60.9% |
| Capital Outlay | 482,484 | 625,030 | (142,546) | -22.8% |
| Transfer to Other Funds | 16,080 | - | 16,080 | 0.0% |
| Total Expenditures Road & Bridge | \$ <u>6,128,049</u> | \$ <u>7,505,424</u> | \$ <u>(1,377,375)</u> | -18.4% |

Nueces County, Texas
Statement of Expenditures Budget to Actual
Inland and Coastal Parks Fund
August 31, 2019

| | Original FY 2018/19 Budget | Adjusted FY 2018/19 Budget | Year to Date Activity | Remaining Balance | Percent of Budget Available |
|-------------------------------------------|----------------------------------|----------------------------------|--------------------------|----------------------|-----------------------------------|
| <u>Inland Parks</u> | | | | | |
| Salaries | \$ 733,461 | \$ 733,461 | \$ 615,486 | \$ 117,975 | 16.1% |
| Employee Benefits | 346,461 | 346,461 | 342,377 | 4,084 | 1.2% |
| Office Expense & Supplies | 15,531 | 15,531 | 13,494 | 2,037 | 13.1% |
| Telephone & Utilities | 197,520 | 197,520 | 132,054 | 65,466 | 33.1% |
| Maint & Repair - Equip & Veh | 50,000 | 80,000 | 72,144 | 7,856 | 9.8% |
| Gasoline/Fuel | 55,000 | 55,000 | 47,586 | 7,414 | 13.5% |
| Maint & Repair - Bldg & Grounds | 223,499 | 193,499 | 78,229 | 115,270 | 59.6% |
| Professional Services | 5,000 | 5,000 | 1,755 | 3,245 | 64.9% |
| Other Services & Charges | 39,712 | 39,712 | 31,821 | 7,891 | 19.9% |
| Other Expense | 1,200 | 1,200 | 852 | 348 | 29.0% |
| Travel | 500 | 500 | - | 500 | 100.0% |
| Capital Outlay | 164,734 | 164,734 | 84,300 | 80,434 | 48.8% |
| Total Expenditures - Inland Parks | \$ 1,832,618 | \$ 1,832,618 | \$ 1,420,097 | \$ 412,521 | 22.5% |
| <u>Coastal Parks</u> | | | | | |
| Salaries | \$ 821,405 | \$ 831,405 | \$ 599,199 | \$ 232,206 | 27.9% |
| Employee Benefits | 302,713 | 302,713 | 279,502 | 23,211 | 7.7% |
| Other Personnel Expense | - | - | - | - | 0.0% |
| Office Expense & Supplies | 22,300 | 30,200 | 26,567 | 3,633 | 12.0% |
| Telephone & Utilities | 585,000 | 585,000 | 365,568 | 219,432 | 37.5% |
| Maint & Repair - Equip & Veh | 30,000 | 60,000 | 45,894 | 14,106 | 23.5% |
| Gasoline/Fuel | 38,428 | 38,428 | 22,543 | 15,885 | 41.3% |
| Maint & Repair - Bldg & Grounds | 194,000 | 194,000 | 123,982 | 70,018 | 36.1% |
| Professional Services | 70,000 | 29,000 | 570 | 28,430 | 98.0% |
| Special Personnel Services | 4,900 | 4,900 | 1,400 | 3,500 | 71.4% |
| Other Services & Charges | 348,378 | 348,378 | 296,232 | 52,146 | 15.0% |
| Other Expense | 88,325 | 88,325 | 20,707 | 67,618 | 76.6% |
| Travel | 4,000 | 4,000 | 2,149 | 1,851 | 46.3% |
| Capital Outlay | 56,565 | 49,665 | 29,975 | 19,690 | 39.6% |
| Subtotal - Coastal Parks | \$ 2,566,014 | \$ 2,566,014 | \$ 1,814,287 | \$ 751,727 | 29.3% |
| <u>Beach Improvements</u> | | | | | |
| Salaries | \$ 40,000 | \$ 33,000 | \$ - | \$ 33,000 | 100.0% |
| Maint & Repair - Equip & Veh | 20,000 | 20,000 | - | 20,000 | 100.0% |
| Maint & Repair - Bldg & Grounds | 20,000 | 20,000 | 2,404 | 17,596 | 88.0% |
| Professional Services | 20,000 | 27,000 | 24,500 | 2,500 | 9.3% |
| Contingency Appropriations | 128,186 | 128,186 | - | 128,186 | 100.0% |
| Subtotal - Beach Improvements | \$ 228,186 | \$ 228,186 | \$ 26,904 | \$ 201,282 | 88.2% |
| <u>Pier Fund</u> | | | | | |
| Salaries | \$ 81,767 | \$ 80,267 | \$ 34,803 | \$ 45,464 | 56.6% |
| Employee Benefits | 6,825 | 6,825 | 2,798 | 4,027 | 59.0% |
| Telephone & Utilities | 3,500 | 3,500 | 2,985 | 515 | 14.7% |
| Maint & Repair Bldg & Grounds | 3,500 | 4,800 | 2,324 | 2,476 | 51.6% |
| Other Services & Charges | 1,000 | 1,200 | 332 | 868 | 72.3% |
| Transfer to Other Funds | 200,000 | 200,000 | 505,000 | (305,000) | -152.5% |
| Subtotal - Pier Fund | \$ 296,592 | \$ 296,592 | \$ 548,242 | \$ (251,650) | -84.8% |
| Total Expenditures - Coastal Parks | \$ 3,090,792 | \$ 3,090,792 | \$ 2,389,434 | \$ 701,358 | 22.7% |

Nueces County, Texas
Comparison of Current Year to Prior Year Expenditures
Inland and Coastal Parks Fund
August 2018 vs August 2019

| | 2018 - 19 Fiscal Year to Date Activity | 2017 - 18 Prior Year to Date Activity | Increase (Decrease) | Current to Prior Year Percentage Change |
|------------------------------------------|-------------------------------------------------|------------------------------------------------|------------------------|--------------------------------------------------|
| <u>Inland Parks</u> | | | | |
| Salaries | \$ 615,486 | \$ 596,531 | \$ 18,955 | 3% |
| Employee Benefits | 342,377 | 327,324 | 15,053 | 5% |
| Office Expense & Supplies | 13,494 | 9,523 | 3,971 | 42% |
| Telephone & Utilities | 132,054 | 143,053 | (10,999) | -8% |
| Maintenance & Repair | 150,373 | 181,937 | (31,564) | -17% |
| Gasoline/Fuel | 47,586 | 41,684 | 5,902 | 14% |
| Professional Services | 1,755 | 11,305 | (9,550) | -84% |
| Other Services & Charges | 31,821 | 34,371 | (2,550) | -7% |
| Other Expense | 852 | 967 | (116) | -12% |
| Capital Outlay | 84,300 | 50,186 | 34,114 | 68% |
| Total Expenditures - Inland Parks | \$ 1,420,097 | \$ 1,396,882 | \$ 23,216 | 2% |
| <u>Coastal Parks</u> | | | | |
| Salaries | \$ 599,199 | \$ 641,602 | \$ (42,403) | -7% |
| Employee Benefits | 279,502 | 284,912 | (5,410) | -2% |
| Other Personnel Expense | - | 5,982 | (5,982) | -100% |
| Office Expense & Supplies | 26,567 | 23,566 | 3,000 | 13% |
| Telephone & Utilities | 365,568 | 373,159 | (7,592) | -2% |
| Maintenance & Repair | 192,419 | 218,195 | (25,776) | -12% |
| Professional Services | 570 | 13,174 | (12,604) | -96% |
| Special Personnel Services | 1,400 | - | 1,400 | 0% |
| Other Services & Charges | 296,232 | 315,975 | (19,743) | -6% |
| Other Expense | 20,707 | 20,064 | 644 | 3% |
| Travel | 2,149 | 357 | 1,792 | 503% |
| Capital Outlay | 29,975 | 2,650 | 27,325 | 1031% |
| Subtotal - Coastal Parks | \$ 1,814,287 | \$ 1,899,635 | \$ (85,348) | -4% |
| <u>Beach Improvements</u> | | | | |
| Maint & Repair | \$ 2,404 | \$ 18,150 | \$ (15,746) | -87% |
| Professional Services | 24,500 | 43,774 | (19,274) | -44% |
| Subtotal - Beach Improvements | \$ 26,904 | \$ 61,924 | \$ (35,020) | -57% |
| <u>Pier Fund</u> | | | | |
| Salaries | \$ 34,803 | \$ 54,450 | \$ (19,647) | -36% |
| Employee Benefits | 2,798 | 4,380 | (1,582) | -36% |
| Telephone & Utilities | 2,985 | 2,600 | 385 | 15% |
| Maint & Repair Bldg & Grounds | 2,324 | 823 | 1,501 | 182% |
| Other Services & Charges | 332 | 1,313 | (981) | -75% |
| Subtotal - Pier Fund | \$ 548,242 | \$ 63,567 | \$ 484,675 | 762% |
| Total Expenditures Coastal Parks | \$ 2,389,434 | \$ 2,025,126 | \$ 364,307 | 18% |

Nueces County, Texas
Statement of Expenditures Budget to Actual
Airport Fund
August 31, 2019

| | Original FY 2018/19 Budget | Adjusted FY 2018/19 Budget | Year to Date Activity | Balance | Percent of Budget Available |
|------------------------------------------------|----------------------------------|----------------------------------|-----------------------------|------------------|-----------------------------------|
| Airport | | | | | |
| Salaries | \$ 41,202 | \$ 41,202 | \$ 38,035 | \$ 3,167 | 7.7% |
| Employee Benefits | 17,211 | 17,211 | 17,169 | 42 | 0.2% |
| Office Expense & Supplies | 4,500 | 7,574 | 7,293 | 281 | 3.7% |
| Telephone & Utilities | 35,248 | 35,248 | 17,308 | 17,940 | 50.9% |
| Maintenance & Repair - Equipment & Vehicles | 4,100 | 700 | - | 700 | 100.0% |
| Gasoline/Fuel | 3,000 | 1,000 | - | 1,000 | 100.0% |
| Maintenance & Repair - Bldg & Grounds | 29,109 | 39,509 | 27,852 | 11,657 | 29.5% |
| Professional Services | 9,785 | 5,225 | 2,767 | 2,458 | 47.0% |
| Contingency Appropriations | 31,364 | 28,290 | - | 28,290 | 100.0% |
| Other Services & Charges | 6,788 | 6,788 | 5,007 | 1,781 | 26.2% |
| Other Expense | 1,531 | 1,531 | 1,097 | 434 | 28.3% |
| Travel | 2,000 | 1,560 | 1,127 | 433 | 27.7% |
| Transfer to Other Funds | 50,000 | 50,000 | 20,339 | 29,661 | 59.3% |
| Total Expenditures Airport | \$ 235,838 | \$ 235,838 | \$ 137,995 | \$ 97,843 | 41.5% |

Nueces County, Texas
Comparison of Current Year to Prior Year Expenditures
Airport Fund
August 2018 vs August 2019

| | 2018 - 19 Fiscal Year to Actual | 2017 - 18 Prior Year to Actual | Increase (Decrease) | Current to Prior Year Percentage Change |
|---------------------------------------|------------------------------------------|-----------------------------------------|------------------------|--------------------------------------------------|
| Airport | | | | |
| Salaries | \$ 38,035 | \$ 37,286 | \$ 749 | 2.0% |
| Employee Benefits | 17,169 | 16,845 | 324 | 1.9% |
| Office Expense & Supplies | 7,293 | 259 | 7,034 | 2716.6% |
| Telephone & Utilities | 17,308 | 16,744 | 565 | 3.4% |
| Maintenance & Repair - Bldg & Grounds | 27,852 | 17,216 | 10,636 | 61.8% |
| Professional Services | 2,767 | 4,713 | (1,946) | -41.3% |
| Other Services & Charges | 5,007 | 5,884 | (876) | -14.9% |
| Other Expense | 1,097 | 1,234 | (136) | -11.0% |
| Travel | 1,127 | 379 | 748 | 197.5% |
| Transfer to Other Funds | 20,339 | 23,858 | (3,518) | -14.7% |
| Total Expenditures Airport | \$ 137,995 | \$ 124,741 | \$ 13,254 | 10.6% |

Nueces County, Texas
Commissioners Court – Special Revenue
August 31, 2019

| | Original FY 2018/19 Budget | Adjusted FY 2018/19 Budget | Year to Date Activity | Available Balance |
|---------------------------------------------------------|----------------------------------|----------------------------------|-----------------------------|----------------------|
| <u>County Judge - Department 0136</u> | | | | |
| 5220 Food & Kitchen Expense | \$ - | \$ 825 | \$ 825 | \$ - |
| 5350 Contingency Appropriation | 425,069 | 402,002 | - | 402,002 |
| 5410 Other Services & Charges | 20,000 | 33,072 | 15,000 | 18,072 |
| 5443 Inter-Local Agreements | - | - | 9,600 | (9,600) |
| 5540 Travel Expenses | - | 1,180 | - | 1,180 |
| 5610 Capital Outlay | - | 7,990 | - | 7,990 |
| Total Expenditures | \$ 445,069 | \$ 445,069 | \$ 25,425 | \$ 419,644 |
| <u>Commissioner Precinct 1 - Department 1387</u> | | | | |
| 5350 Contingency Appropriation | \$ 365,763 | \$ 356,163 | \$ - | \$ 356,163 |
| 5410 Other Services & Charges | 20,000 | 29,600 | 7,159 | 22,441 |
| 5443 Inter-Local Agreements | - | - | 9,600 | (9,600) |
| Total Expenditures | \$ 385,763 | \$ 385,763 | \$ 16,759 | \$ 369,004 |
| <u>Commissioner Precinct 2 - Department 0137</u> | | | | |
| 5240 Maint & Repair-Equip & Vehicle | \$ - | \$ 45 | \$ 44 | \$ 1 |
| 5300 Professional Services Expense | - | 810 | - | 810 |
| 5350 Contingency Appropriation | 112,334 | 97,972 | - | 97,972 |
| 5410 Other Services & Charges | 20,000 | 29,555 | 14,867 | 14,688 |
| 5443 Inter-Local Agreements | - | - | 9,600 | (9,600) |
| 5610 Capital Outlay | - | 3,952 | - | 3,952 |
| Total Expenditures | \$ 132,334 | \$ 132,334 | \$ 24,511 | \$ 107,823 |
| <u>Commissioner Precinct 2 - Department 1300</u> | | | | |
| 5350 Contingency Appropriation | \$ 4,204 | \$ 3,554 | \$ - | \$ 3,554 |
| 5680 Non-Capital Outlay <\$5,000 | - | 650 | 650 | - |
| Total Expenditures | \$ 4,204 | \$ 4,204 | \$ 650 | \$ 3,554 |
| <u>Commissioner Precinct 3 - Department 1388</u> | | | | |
| 5230 Telephone & Utilities | \$ - | \$ 4,325 | \$ 4,325 | \$ - |
| 5260 Maint & Repair-Bldgs & Grounds | - | 3,600 | 3,600 | - |
| 5270 Maint & Repair-Roads & Bridges | - | 4,200 | 4,200 | - |
| 5300 Professional Services Expense | - | 4,500 | - | 4,500 |
| 5305 Administrative & Consultant Fees | - | - | 4,500 | (4,500) |
| 5350 Contingency Appropriation | 392,975 | 366,750 | - | 366,750 |
| 5410 Other Services & Charges | 20,000 | 29,600 | 17,040 | 12,560 |
| 5443 Inter-Local Agreements | - | - | 9,600 | (9,600) |
| Total Expenditures | \$ 412,975 | \$ 412,975 | \$ 43,265 | \$ 369,710 |
| <u>Commissioner Precinct 4 - Department 0138</u> | | | | |
| 5260 Maint & Repair-Bldgs & Grounds | \$ - | \$ 19,771 | \$ 5,115 | \$ 14,656 |
| 5270 Maint & Repair-Roads & Bridges | - | 715 | 715 | - |
| 5300 Professional Services Expense | - | 5,810 | - | 5,810 |
| 5350 Contingency Appropriation | 216,506 | 162,324 | - | 162,324 |
| 5410 Other Services & Charges | 20,000 | 35,944 | 25,729 | 10,215 |
| 5443 Inter-Local Agreements | - | - | 9,600 | (9,600) |
| 5610 Capital Outlay | - | 11,942 | - | 11,942 |
| Total Expenditures | \$ 236,506 | \$ 236,506 | \$ 41,159 | \$ 195,347 |
| Total | \$ 1,616,851 | \$ 1,616,851 | \$ 151,770 | \$ 1,465,081 |

Nueces County, Texas
Commissioners Court - Diabetes Funds
For the 11 Months Ended August 31, 2019

| | | |
|---------------------------------------------|------------------------------------|-------------------------|
| County Judge Diabetic Fund - Project 511005 | | |
| | FY18-19 Appropriations | \$ 10,000 |
| 5221 | Food & Edibles | (2,474) |
| 5542 | Travel, Food & Lodging | <u>(584)</u> |
| | Total Diabetes Expenses | <u>(3,058)</u> |
| | Available Balance | <u>\$ 6,942</u> |
| | | |
| Commissioner Precinct 1 - Project 511001 | | |
| | FY18-19 Appropriations | <u>\$ 10,000</u> |
| | Total Diabetes Expenses | <u>(9,000)</u> |
| | Available Balance | <u>\$ 1,000</u> |
| | | |
| Commissioner Precinct 2 - Project 511002 | | |
| | FY18-19 Appropriations | \$ 10,000 |
| 5221 | Food & Edible Items | (70) |
| 5428 | Contract Services-Other | (154) |
| 5433 | Educational & Demo Supplies | (301) |
| 5443 | Interlocal Agreement | <u>(6,700)</u> |
| | Total Diabetes Expenses | <u>(7,225)</u> |
| | Available Balance | <u>\$ 2,775</u> |
| | | |
| Commissioner Precinct 3 - Project 511003 | | |
| | FY18-19 Appropriations | \$ 10,000 |
| 5427 | Clinical & Hygienic Supplies | (10) |
| 5443 | Interlocal Agreement | (5,000) |
| 5453 | Recreation Supplies | (506) |
| 5487 | Other Outside Agencies | <u>(1,050)</u> |
| | Total Diabetes Expenses | <u>(6,566)</u> |
| | Available Balance | <u>\$ 3,434</u> |
| | | |
| Commissioner Precinct 4 - Project 511004 | | |
| | FY18-19 Appropriations | \$ 10,000 |
| | Total Diabetes Expenses | <u>(10,000)</u> |
| | Available Balance | <u>\$ -</u> |
| | | |
| | Total Annual Diabetes Fund | \$ 50,000 |
| | Total Year-to-Date Expenses | <u>(35,849)</u> |
| | Available Balance | <u>\$ 14,151</u> |

Nueces County, Texas
Commissioners Court - RTA Funds
August 31, 2019

| Project Code | Description | Adjusted Budget | Prior Years Expenditure | Current Year Expenditure | Current Encumbrance | RTA Budget Balance |
|--------------------------------|-----------------------|--------------------|-------------------------------|--------------------------------|------------------------|--------------------------|
| County Judge | | | | | | |
| 130900 | County Judge | 109,864 | 25,000 | - | - | 84,864 |
| | County Judge | <u>109,864</u> | <u>25,000</u> | <u>-</u> | <u>-</u> | <u>84,864</u> |
| Commissioner Precinct 1 | | | | | | |
| 130901 | Commissioner Precinct | 169,667 | - | - | - | 169,667 |
| | Commissioner Precinct | <u>169,667</u> | <u>-</u> | <u>-</u> | <u>-</u> | <u>169,667</u> |
| Commissioner Precinct 2 | | | | | | |
| 130902 | Commissioner Precinct | 82,071 | - | - | - | 82,071 |
| | Commissioner Precinct | <u>82,071</u> | <u>-</u> | <u>-</u> | <u>-</u> | <u>82,071</u> |
| Commissioner Precinct 3 | | | | | | |
| 130903 | Commissioner Precinct | 135,851 | 24,245 | 47,380 | - | 64,226 |
| | Commissioner Precinct | <u>135,851</u> | <u>24,245</u> | <u>47,380</u> | <u>-</u> | <u>64,226</u> |
| Commissioner Precinct 4 | | | | | | |
| 130904 | Commissioner Precinct | 139,939 | - | 10,956 | - | 128,983 |
| | Commissioner Precinct | <u>139,939</u> | <u>-</u> | <u>10,956</u> | <u>-</u> | <u>128,983</u> |
| Total RTA Funds | | <u>637,392</u> | <u>49,245</u> | <u>58,336</u> | <u>-</u> | <u>529,811</u> |

SCHEDULES

(Unaudited)

Nueces County, Texas
Statement of Transfers In and Out by Fund
August 31, 2019

| | <u>Transfers In</u> | <u>Transfers Out</u> |
|-------------------------------------------|---------------------|----------------------|
| <u>I & S Debt Service Fund</u> | | |
| | 630,000 | - |
| <u>General Fund</u> | | |
| | - | 63,800 |
| | - | 200,000 |
| | - | 417,000 |
| | - | 1,642,216 |
| | - | 39,752 |
| | - | 135,841 |
| | 40,000 | 2,201,142 |
| | - | 1,180,000 |
| <u>Road Fund</u> | | |
| | - | 16,080 |
| | 500,000 | - |
| | 135,841 | - |
| <u>Special Revenue Fund</u> | | |
| | - | 630,000 |
| | 2,176,142 | 40,000 |
| | 71,659 | 27,672 |
| | 36,730 | 11,730 |
| <u>Stadium/Fairgrounds Fund</u> | | |
| | 1,180,000 | - |
| <u>Airport Fund</u> | | |
| | 63,800 | - |
| | - | 20,339 |
| | 16,080 | - |
| <u>Inland Parks Fund</u> | | |
| | 1,642,216 | - |
| <u>Coastal Parks Fund</u> | | |
| | 500,000 | - |
| | - | 505,000 |
| | 417,000 | - |
| | 505,000 | - |
| <u>Capital Projects Fund</u> | | |
| | - | 500,000 |
| | 200,000 | - |
| | - | 11,347 |
| | - | 500,000 |
| <u>Main Grant Fund</u> | | |
| | 20,339 | - |
| | 11,347 | - |
| | 39,752 | - |
| | 27,672 | 71,659 |
| Total Financing Uses | \$ 8,213,578 | \$ 8,213,578 |

Nueces County, Texas
Capital Projects Budget to Actual
August 31, 2019

| <u>Project Code</u> | <u>Description</u> | <u>Adjusted Project Budget</u> | <u>Prior Years Expenditures</u> | <u>Current Year Expenditures</u> | <u>Capital Project Budgets Balance</u> |
|--------------------------------|--------------------------------|--------------------------------|---------------------------------|----------------------------------|----------------------------------------|
| County Judge | | | | | |
| 19010500 | Capital Proj Fund (Co Judge) | \$ 260,383 | \$ 146,812 | \$ - | \$ 113,571 |
| 19010501 | Juvenile Prob Facility Repair | 100,000 | 77,250 | - | 22,750 |
| 19193000 | Airport Improvements | 1,442,561 | 57,478 | 15,875 | 1,369,208 |
| 19193001 | Airport Terminal Building | 913,507 | 900,507 | 3,000 | 10,000 |
| 19193002 | Airport Apron Expansion | 543,932 | 43,000 | 500,927 | 5 |
| 19193003 | NC Capital Improvement Program | 100,000 | - | - | 100,000 |
| 19213000 | County Judge | 650,000 | - | - | 650,000 |
| | County Judge | \$ 4,010,383 | \$ 1,225,047 | \$ 519,802 | \$ 2,265,534 |
| Commissioner Precinct 1 | | | | | |
| 19010600 | Capital Proj Fund (Pct 1) | \$ 350,000 | \$ 130,929 | \$ 6,927 | \$ 212,145 |
| 19152502 | Precinct 1 Channel Maintenance | 499,081 | 440,118 | - | 58,963 |
| 19176001 | Commissioner Pct 1 ('07 CO) | 61,191 | - | - | 61,191 |
| 19194000 | Commissioner Pct 1 ('15 CO) | 70,906 | - | - | 70,906 |
| 19194002 | L Basell Sports Complex | 1,000,000 | 689,667 | - | 310,333 |
| 19214000 | Commissioner Pct 1 ('16 CO) | 437,337 | - | - | 437,337 |
| 19214001 | Haven Park | 125,000 | 49,492 | 64,560 | 10,948 |
| | Commissioner Precinct 1 | \$ 2,543,515 | \$ 1,310,206 | \$ 71,487 | \$ 1,161,823 |
| Commissioner Precinct 2 | | | | | |
| 19010700 | Capital Project Fund (Pct. 2) | \$ 371,110 | \$ 125,015 | \$ - | \$ 246,095 |
| 19152503 | Precinct II Channel Maint | 265,568 | 236,986 | - | 28,582 |
| 19195001 | Bishop Fire Station Renovation | 329,222 | 304,535 | 400 | 24,287 |
| 19195002 | Amistad Veterans Memorial Park | 250,000 | 185,064 | - | 64,936 |
| 19195003 | Bishop Library Renovations | 368,337 | 358,462 | - | 9,875 |
| 19195004 | Bishop Senior Center Improveme | 252,441 | 199,144 | - | 53,297 |
| 19195005 | Petronila Retention Pond | 750,000 | 3,083 | 26,580 | 720,338 |
| 19195006 | Road Improvements | 1,050,000 | 8,894 | 149,285 | 891,822 |
| 19215000 | Commissioner Pct 2 ('16 CO) | 1,000,000 | - | 38,466 | 961,534 |
| | Commissioner Precinct 2 | \$ 4,636,678 | \$ 1,421,182 | \$ 214,730 | \$ 3,000,766 |
| Commissioner Precinct 3 | | | | | |
| 19010800 | Capital Project Fund (Pct 3) | \$ 350,000 | \$ - | \$ - | \$ 350,000 |
| 19152504 | Prcet III Channel Maintenance | 734,617 | 688,154 | - | 46,463 |
| 19196000 | Commissioner Pct 3 ('15 CO) | 3,797 | - | - | 3,797 |
| 19196002 | CR 36 Improvments | 1,707,724 | 1,658,819 | - | 48,905 |
| 19216001 | Berlanga FEMA Repairs | 298,167 | 298,167 | - | - |
| 19216000 | Commissioner Pct 3 ('16 CO) | 701,833 | - | - | 701,833 |
| | Commissioner Precinct 3 | \$ 3,796,138 | \$ 2,645,140 | \$ - | \$ 1,150,999 |

Nueces County, Texas
Capital Projects Budget to Actual
August 31, 2019

| <u>Project Code</u> | <u>Description</u> | <u>Adjusted Project Budget</u> | <u>Prior Years Expenditures</u> | <u>Current Year Expenditures</u> | <u>Capital Project Budgets Balance</u> |
|-------------------------------------------|-------------------------------------------|--------------------------------|---------------------------------|----------------------------------|----------------------------------------|
| Commissioner Precinct 4 | | | | | |
| 19010400 | Rd Dist IV Projects | \$ 5,674,438 | \$ 2,902,725 | \$ 1,000,000 | \$ 1,771,713 |
| 19010401 | I.B. Magee Park | 1,800,000 | 63,291 | 52,717 | 1,683,992 |
| 19010402 | Padre Balli Park Imp | 481,170 | 323,573 | 3,618 | 153,980 |
| 19010900 | Capital Proj Fund (Pct 4) | 350,000 | 200,000 | - | 150,000 |
| 19150101 | Coastal Parks Unallocated | 138,426 | - | - | 138,426 |
| 19197001 | I.B. Magee Park | 949,297 | 204,331 | - | 744,966 |
| 19197002 | Padre Balli Park Imp ('15 CO) | 1,156,203 | 1,156,203 | - | 0 |
| 19197005 | Parker Pool-Flour Bluff | 175,000 | - | 119,395 | 55,605 |
| 19197007 | CR 43 Improvements | 100,000 | - | - | 100,000 |
| 19197008 | CR 33 Improvements | 200,000 | - | - | 200,000 |
| 19197009 | London Drainage | 200,000 | - | - | 200,000 |
| 19197010 | Port Aransas Observation Deck | 300,000 | - | - | 300,000 |
| 19210006 | Padre Balli Park Improvement ('16 CO) | 150,000 | 150,000 | - | - |
| 19217000 | Commissioner Pct 4 ('16 CO) | 904,557 | - | - | 904,557 |
| | Commissioner Precinct 4 | \$ 12,579,091 | \$ 5,000,124 | \$ 1,175,729 | \$ 6,403,238 |
| Fairgrounds Upgrades & Repairs | | | | | |
| 19013800 | Arena HVAC System | \$ 750,000 | \$ 639,572 | \$ 15,634 | \$ 94,794 |
| | Fairgrounds Upgrades & Repairs | \$ 750,000 | \$ 639,572 | \$ 15,634 | \$ 94,794 |
| Main Jail Renovations | | | | | |
| 19013100 | Jail Water Pump | \$ 25,000 | \$ 7,200 | \$ 4,000 | \$ 13,800 |
| 19014500 | Sheriff / Jail Fence & Gate | 50,000 | - | 29,975 | 20,025 |
| | Main Jail Renovations | \$ 75,000 | \$ 7,200 | \$ 33,975 | \$ 33,825 |

Nueces County, Texas
Capital Projects Budget to Actual
August 31, 2019

| <u>Project Code</u> | <u>Description</u> | <u>Adjusted Project Budget</u> | <u>Prior Years Expenditures</u> | <u>Current Year Expenditures</u> | <u>Capital Project Budgets Balance</u> |
|---------------------------------------|---------------------------------------|--------------------------------|---------------------------------|----------------------------------|----------------------------------------|
| Information Technology Systems | | | | | |
| 19170004 | Jail Management (07) | \$ 265,518 | \$ 265,518 | \$ - | \$ - |
| 19178001 | Case Management System | 5,735,000 | 5,679,930 | - | 55,070 |
| 19178003 | ONESolution Add-On Modules | 657,582 | 657,582 | - | - |
| 19178005 | Website System Upgrade | 295,000 | 153,735 | 19,000 | 122,265 |
| 19178019 | IP Telephone System | 1,350,765 | 900,260 | 168,314 | 282,191 |
| 19178020 | IT Equip-BladeServ.SAN,Switch | 664,745 | 664,745 | - | - |
| 19178022 | iOS Cache Server ('07 CO) | 255 | - | - | 255 |
| 19218002 | Dist. Clerk Redaction | 50,033 | - | - | 50,033 |
| 19218003 | Social Service Mgmt Software | 110,000 | 106,455 | - | 3,545 |
| 19218004 | Tax Office Queueing System | 100,000 | - | - | 100,000 |
| 19218005 | Jail Management ('16 CO) | 1,330,000 | 1,223,087 | - | 106,913 |
| 19218006 | IT Switch Upgrade | 150,000 | 16,428 | - | 133,572 |
| 19218007 | Laserfiche Conversion | 24,200 | - | 13,336 | 10,864 |
| 19218008 | Replace Server | 70,000 | - | - | 70,000 |
| 19218009 | Network Awareness Software | 95,000 | 34,177 | - | 60,823 |
| 19218010 | NeoGov HR Software Agreement | 56,963 | - | 56,963 | - |
| 19218011 | iOS Cache Server ('16 CO) | 727 | - | - | 727 |
| 19218012 | OpenGov Budgeting Software | 99,967 | - | - | 99,967 |
| 19218022 | WiFi Replacement & Upgrade | 77,309 | - | - | 77,309 |
| 19228000 | IT Unallocated ('17 CO) | 50,000 | - | - | 50,000 |
| 19228001 | IT Cloud | 350,000 | 304,608 | - | 45,392 |
| | Information Technology Systems | \$ 11,533,064 | \$ 10,006,525 | \$ 257,613 | \$ 1,268,927 |
| McKinzie Projects | | | | | |
| 19174012 | McKinzie Annex Dormitories | \$ 180,000 | \$ 178,257 | \$ - | \$ 1,743 |
| 19174013 | McKinzie Annex Fire Alarm | 450,000 | 23,633 | 422,555 | 3,813 |
| 19170003 | McKinzie Annex Expansion (07) | 100,000 | 100,000 | - | - |
| 19191000 | McKinzie Annex Expansion (15) | 2,229,716 | 1,822,761 | 277,191 | 129,764 |
| 19210003 | McKinzie Annex Expansion (16) | 225,050 | 200,000 | 25,050 | (0) |
| 19210008 | McKinzie Annex Fire Alarm (16) | 828,154 | - | 360,712 | 467,443 |
| | McKinzie Projects | \$ 4,012,921 | \$ 2,324,651 | \$ 1,085,508 | \$ 602,762 |

Nueces County, Texas
Capital Projects Budget to Actual
August 31, 2019

| <u>Project Code</u> | <u>Description</u> | <u>Adjusted Project Budget</u> | <u>Prior Years Expenditures</u> | <u>Current Year Expenditures</u> | <u>Capital Project Budgets Balance</u> |
|-----------------------------------|-----------------------------------|--------------------------------|---------------------------------|----------------------------------|----------------------------------------|
| ADA Improvements | | | | | |
| 19013700 | ADA Upgrades | \$ 230,000 | \$ 222,355 | \$ - | \$ 7,645 |
| 19190005 | Hilltop/Bill Bode ADA Imp (15) | 94,258 | 92,808 | 1,450 | - |
| 19192000 | ADA Improvements | 2,489,031 | 1,676,063 | 109,370 | 703,597 |
| 19192001 | Bishop Bldg ADA Imp | 176,644 | 37,450 | - | 139,194 |
| 19192002 | Banquete Bldg ADA Imp | 129,820 | - | - | 129,820 |
| 19192003 | Berlanga Bldg ADA Imp | 110,247 | - | - | 110,247 |
| 19212001 | Courthouse ADA Improvements | 4,244,883 | 4,389 | 2,150 | 4,238,344 |
| 19212002 | Hilltop/Bill Bode Bldg ADA Imp | 1,593,649 | 1,201,411 | 292,729 | 99,509 |
| 19212004 | Polston Bldg ADA Imp | 291,802 | - | - | 291,802 |
| 19212006 | Robstown Comm ADA Imp | 221,568 | - | - | 221,568 |
| 19212010 | Bishop Comm ADA Imp | 109,820 | 15,403 | - | 94,417 |
| 19222000 | ADA Unallocated | 1,000,000 | - | - | 1,000,000 |
| | ADA Improvements | <u>\$ 10,691,722</u> | <u>\$ 3,249,880</u> | <u>\$ 405,700</u> | <u>\$ 7,036,143</u> |
| Airport Projects | | | | | |
| 19011600 | Airport Hangars | \$ 658,156 | \$ 655,088 | \$ - | \$ 3,068 |
| | Airport Projects | <u>\$ 658,156</u> | <u>\$ 655,088</u> | <u>\$ -</u> | <u>\$ 3,068</u> |
| Road Bridge & Drainage | | | | | |
| 19219000 | Road, Bridge & Drainage | \$ 1,000,000 | \$ 10,781 | \$ - | \$ 989,219 |
| 19229000 | R&B Unallocated | 200,000 | - | - | 200,000 |
| | Road Bridge & Drainage | <u>\$ 1,200,000</u> | <u>\$ 10,781</u> | <u>\$ -</u> | <u>\$ 1,189,219</u> |

Nueces County, Texas
Capital Projects Budget to Actual
August 31, 2019

| <u>Project Code</u> | <u>Description</u> | <u>Adjusted Project Budget</u> | <u>Prior Years Expenditures</u> | <u>Current Year Expenditures</u> | <u>Capital Project Budgets Balance</u> |
|-----------------------------------|--------------------------------|--------------------------------|---------------------------------|----------------------------------|----------------------------------------|
| Buildings & Facilities | | | | | |
| 19151126 | Records Warehouse HVAC | \$ 53,575 | \$ - | \$ - | \$ 53,575 |
| 19171001 | IT Data Center Condenser (07) | 78,703 | - | 78,703 | - |
| 19211000 | Building & Facility Renovation | 93,730 | - | - | 93,730 |
| 19211001 | Courthouse Skylight Replace | 71,846 | - | - | 71,846 |
| 19211003 | Waco St - Emergency Gen | 1,000,000 | 138,608 | 4,420 | 856,973 |
| 19211004 | Hilltop Roof Replacement | 1,400,000 | 69,700 | 1,200 | 1,329,100 |
| 19211005 | Robstown Comm. Center Reparis | 65,000 | - | - | 65,000 |
| 19211006 | Berlanga Bldg Repair | 55,000 | - | - | 55,000 |
| 19211008 | METASYS System | 90,000 | 80,366 | - | 9,634 |
| 19211014 | Web Based Control HVAC | 300,000 | 186,216 | 91,232 | 22,552 |
| 19211015 | 5th Floor Courthouse HVAC | 46,400 | - | 46,400 | - |
| 19211016 | IT Data Center Condenser (16) | 30,735 | - | 26,772 | 3,963 |
| 19013621 | JP 2-1 Bldg Renovation | 100,000 | 91,661 | 709 | 7,630 |
| 19014200 | Sr Comm Services (Roof) | 35,000 | 27,450 | - | 7,550 |
| 19014300 | Berlanga Sr Bldg (Repairs) | 50,000 | 6,194 | - | 43,806 |
| 19014400 | 4-Yard Improvements | 200,000 | - | 2,800 | 197,200 |
| 19014600 | Domestic Hot Water Crthse/Jail | 24,000 | - | 24,000 | - |
| Buildings & Facilities | | \$ 3,693,988 | \$ 600,194 | \$ 276,236 | \$ 2,817,558 |

Nueces County, Texas
Capital Projects Budget to Actual
August 31, 2019

| <u>Project Code</u> | <u>Description</u> | <u>Adjusted Project Budget</u> | <u>Prior Years Expenditures</u> | <u>Current Year Expenditures</u> | <u>Capital Project Budgets Balance</u> |
|-------------------------------|-----------------------------------|--------------------------------|---------------------------------|----------------------------------|----------------------------------------|
| County Parks | | | | | |
| 19153322 | Hilltop Park Enhancement | \$ 155,021 | \$ 112,272 | \$ - | \$ 42,749 |
| 19221000 | Inland Park Repairs Unallocated | 266,189 | - | - | 266,189 |
| 19012100 | Hazel Bazemore Clean-up | 504,059 | 451,754 | - | 52,305 |
| | County Parks | <u>\$ 925,269</u> | <u>\$ 564,026</u> | <u>\$ -</u> | <u>\$ 361,243</u> |
| Individual Projects | | | | | |
| 19010100 | Misc Projects | \$ 2,073,124 | \$ 1,215,689 | \$ - | \$ 857,435 |
| 19012700 | Major Capital Proj Contingency | 826,482 | 420,241 | - | 406,241 |
| 19012900 | Court Proj Sanction Fund | 132,662 | 74,950 | 43,582 | 14,130 |
| 19013000 | Computers DA, Sheriff & Constable | 450,000 | 446,542 | - | 3,458 |
| 191900 | 2015 Certificate of Obligation | 461,446 | 238,902 | - | 222,544 |
| 19201000 | Harbor Bridge Project | 12,000,000 | 9,000,000 | 3,000,000 | - |
| 19210000 | 2016 CO's Unallocated | 259,576 | 259,576 | - | - |
| 19220000 | 2017 CO's Unallocated | 3,236,718 | 3,231,260 | - | 5,459 |
| 19231001 | Chillers | - | - | - | - |
| | Individual Projects | <u>\$ 19,440,008</u> | <u>\$ 14,887,159</u> | <u>\$ 3,043,582</u> | <u>\$ 1,509,267</u> |
| Total Capital Projects | | <u>\$ 80,545,933</u> | <u>\$ 44,546,774</u> | <u>\$ 7,099,996</u> | <u>\$ 28,899,163</u> |

Capital Projects Totals by Funding Source

| <u>Project Funding Source</u> | <u>Adjusted Project Budget</u> | <u>Prior Years Expenditures</u> | <u>Current Year Expenditures</u> | <u>Capital Project Budgets Balance</u> |
|---------------------------------------|--------------------------------|---------------------------------|----------------------------------|----------------------------------------|
| 2004 Certificate of Obligation | \$ 1,846,287 | \$ 1,477,530 | \$ - | \$ 368,757 |
| 2007 Certificate of Obligation | 9,838,759 | 8,623,659 | 688,572 | 526,528 |
| 2015 Certificate of Obligation | 17,554,090 | 9,637,171 | 1,203,472 | 6,713,446 |
| 2015 State Infrastructure Bond | 12,000,000 | 9,000,000 | 3,000,000 | - |
| 2016 Certificate of Obligation | 18,358,306 | 4,044,255 | 1,023,991 | 13,290,061 |
| 2017 Certificate of Obligation | 5,102,907 | 3,535,868 | - | 1,567,039 |
| General Fund | 15,845,584 | 8,228,291 | 1,183,961 | 6,433,332 |
| Total Capital Projects | <u>\$ 80,545,933</u> | <u>\$ 44,546,774</u> | <u>\$ 7,099,996</u> | <u>\$ 28,899,163</u> |



Nueces County
Summary of Revenue Reports
 For revenue reports received for August 2019



as of September 25, 2019

The monthly revenue reports have been received and proofed by the County Auditor's Office, where they are on file for inspection. The monthly revenue reports are respectfully presented to the Commissioners Court for approval, in accordance with LGC 114.002, 114.043, and 114.044. Reports are considered late after the 25th of the following month.

| DEPT. CODE | DEPARTMENT | DEPARTMENT HEAD | Last 6 months % Timely | Aug-19 | |
|-------------------------------|----------------------------------------|-----------------------|---------------------------|-------------------------------|-------------|
| | | | | REPORT STATUS | LAST REPORT |
| | | | | ✓ Received | SUBMITTED |
| 0160 | Airport Fund | John Cox | 100.00% | ✓ | |
| 5330 | Animal Control | Juan Ramirez | 100.00% | ✓ | |
| 0180 | Coastal Management | Scott Cross | 100.00% | ✓ | |
| 1180 | County Clerk Collections | Kara Sands | 100.00% | ✓ | |
| 1160 | County Clerk Fee Account | Kara Sands | 100.00% | ✓ | |
| 1170 | County Clerk Treasury | Kara Sands | 83.33% | Not received | July - 2019 |
| 3700 | County Sheriff - Bond Account | John Hooper | 100.00% | ✓ | |
| 3700 | County Sheriff - Civil Account | John Hooper | 100.00% | ✓ | |
| 1324 | County Sheriff - Inmate Benefit | John Hooper | 83.33% | Not received | July - 2019 |
| 3720 | County Sheriff - Inmate Trust Account | John Hooper | 100.00% | ✓ | |
| 1329 | County Sheriff-Federal Narcotics | John Hooper | 100.00% | ✓ | |
| 3021 | CountyClerk School Fund | Kara Sands | 100.00% | ✓ | |
| 1326 | District Attorney - Victim Restitution | Mark Gonzalez | 50.00% | No longer a collection point. | |
| 3530 | District Clerk - Child Support | Anne Lorentzen | 66.67% | Not received | July - 2019 |
| 3530 | District Clerk Fee Operating Account | Anne Lorentzen | 50.00% | Not received | July - 2019 |
| 3530 | District Clerk-Criminal Bond Registry | Anne Lorentzen | 66.67% | Not received | July - 2019 |
| 3530 | District Clerk-Invested Trust Accounts | Anne Lorentzen | 66.67% | Not received | July - 2019 |
| 3530 | District Clerk-Registry Accts.# 1 & 2 | Anne Lorentzen | 66.67% | Not received | July - 2019 |
| 0140 | Fairgrounds Stadium | Edward Herrera | 100.00% | ✓ | |
| 1356 | Hilltop Community Center | Edward Herrera | 100.00% | ✓ | |
| 3480 | Juvenile Probation | Homer Flores | 100.00% | ✓ | |
| 0150 | Law Library | Abraham Gonzales, Jr. | 100.00% | ✓ | |
| 3890 | Medical Examiner | Dr. Ray Fernandez | 100.00% | ✓ | |
| 1370 | Robstown & SanJuan Parks | Edward Herrera | 100.00% | ✓ | |
| 4190 | Senior Community Services | Edward Herrera | 100.00% | ✓ | |
| TAX ASSESSOR-COLLECTOR | | | | | |
| 1200 | Proration Account | Kevin Kieschnick | 83.33% | ✓ | |
| 1200 | Monthly Collected Taxes | Kevin Kieschnick | 83.33% | ✓ | |
| 1200 | Gen. Services Account | Kevin Kieschnick | 83.33% | ✓ | |
| 1200 | Motor Vehicle Account (2) | Kevin Kieschnick | 83.33% | ✓ | |
| 1200 | Property Tax Acct | Kevin Kieschnick | 83.33% | ✓ | |
| 1200 | V I T Escrow | Kevin Kieschnick | 83.33% | ✓ | |
| 1200 | IRP Funds | Kevin Kieschnick | 83.33% | ✓ | |



Nueces County
Summary of Revenue Reports
 For revenue reports received for August 2019



as of September 25, 2019

The monthly revenue reports have been received and proofed by the County Auditor's Office, where they are on file for inspection. The monthly revenue reports are respectfully presented to the Commissioners Court for approval, in accordance with LGC 114.002, 114.043, and 114.044. Reports are considered late after the 25th of the following month.

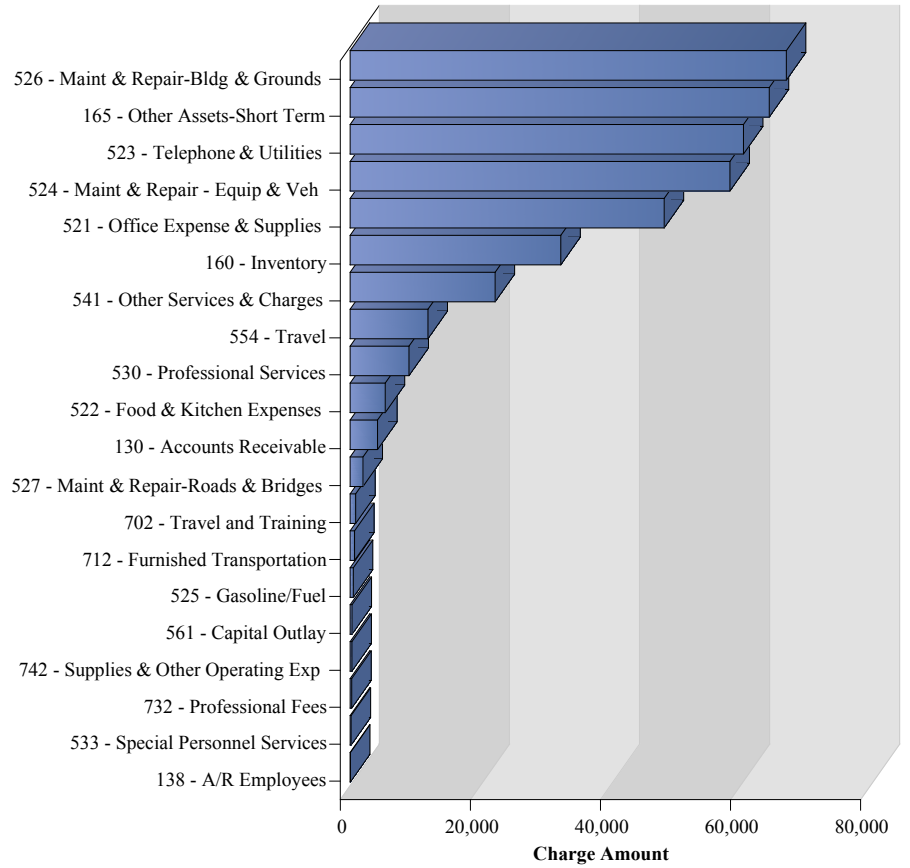
| DEPT. | | | Last 6 months | Aug-19 REPORT STATUS | LAST REPORT |
|------------------------------|---------------------|--------------------------------|-----------------|-------------------------|------------------|
| <u>CODE</u> | <u>DEPARTMENT</u> | <u>DEPARTMENT HEAD</u> | <u>% Timely</u> | <u>✓ Received</u> | <u>SUBMITTED</u> |
| JUSTICES OF THE PEACE | | | | | |
| 3600 | Precinct 1, Place 1 | Judge Joe Benavides | 100.00% | ✓ | |
| 3610 | Precinct 1, Place 2 | Judge Henry Santana | 100.00% | ✓ | |
| 3613 | Precinct 1, Place 3 | Judge Robert Balderas | 100.00% | ✓ | |
| 3621 | Precinct 2, Place 1 | Judge Jo Woosley | 100.00% | ✓ | |
| 3622 | Precinct 2, Place 2 | Judge Thelma Rodriguez | 100.00% | ✓ | |
| 3630 | Precinct 3 | Judge Larry Lawrence | 100.00% | ✓ | |
| 3640 | Precinct 4 | Judge Duncan Neblett, Jr. | 100.00% | ✓ | |
| 3650 | Precinct 5-1 | Judge Robert Gonzalez | 100.00% | ✓ | |
| 3655 | Precinct 5-2 | Judge Armando B. Gonzalez, Jr. | 100.00% | ✓ | |
| CONSTABLES | | | | | |
| 3810 | Precinct 1 | Robert M. Cisneros | 100.00% | ✓ | |
| 3820 | Precinct 2 | Michell Clark | 100.00% | ✓ | |
| 3830 | Precinct 3 | Jimmy Rivera | 100.00% | ✓ | |
| 3840 | Precinct 4 | Robert W. Sherwood | 100.00% | ✓ | |
| 3850 | Precinct 5 | Fred Flores III | 100.00% | ✓ | |

Procurement

(Unaudited)

Nueces County, Texas
PCard Transaction Totals by Budget Category
All Funds
August 2019

| | Amount |
|--------------------------------------|----------------|
| 526 - Maint & Repair-Bldg & Grounds | 67,082 |
| 165 - Other Assets-Short Term | 64,455 |
| 523 - Telephone & Utilities | 60,486 |
| 524 - Maint & Repair - Equip & Veh | 58,407 |
| 521 - Office Expense & Supplies | 48,296 |
| 160 - Inventory | 32,395 |
| 541 - Other Services & Charges | 22,300 |
| 554 - Travel | 11,971 |
| 530 - Professional Services | 9,051 |
| 522 - Food & Kitchen Expenses | 5,401 |
| 130 - Accounts Receivable | 4,220 |
| 527 - Maint & Repair-Roads & Bridges | 1,984 |
| 702 - Travel and Training | 852 |
| 712 - Furnished Transportation | 684 |
| 525 - Gasoline/Fuel | 494 |
| 561 - Capital Outlay | 299 |
| 742 - Supplies & Other Operating Exp | 277 |
| 732 - Professional Fees | 245 |
| 533 - Special Personnel Services | 161 |
| 138 - A/R Employees | 49 |
| Total | 389,107 |



Nueces County, Texas
PCard Transaction Totals by Budget Category, Key Code
All Funds
August 2019

| Budget Category | Key Code | Amount |
|-------------------------------------|---------------------------------------|------------------|
| 526 - Maint & Repair-Bldg & Grounds | 5268 - Parts, Supplies & Misc | 38,288.37 |
| | 5265 - Mechanical Systems Repairs | 19,775.99 |
| | 5264 - Landscape & Grounds M&R | 5,152.54 |
| | 5261 - Buildings-Maintenance & Repair | 3,756.37 |
| | 5262 - Janitorial & Misc Supplies | 98.72 |
| | 5266 - Contract Services-Buildings | 10.00 |
| | Total | 67,081.99 |
| 165 - Other Assets-Short Term | 1466 - Prepaid Exps - Ricoh | 60,041.63 |
| | 1660 - Utility Pre-Payments PCard | 4,413.22 |
| | Total | 64,454.85 |
| 523 - Telephone & Utilities | 5237 - Utilities - Direct Clients | 34,648.42 |
| | 5232 - Cellular Phones | 19,943.25 |
| | 5236 - InterNet Fees-T-1-ISDN | 5,182.94 |
| | 5239 - Tipping & Dump Fees | 405.78 |
| | 5231 - Telephone Utility Expense | 289.22 |
| | 5229 - Content Streaming Services | 15.99 |
| | Total | 60,485.60 |
| 524 - Maint & Repair - Equip & Veh | 5249 - Car Repairs, Supplies & Svcs | 22,676.93 |
| | 5252 - Heavy Motor Equip & Mach M&R | 16,198.58 |
| | 5254 - Equip Maint. & Repairs | 6,786.52 |
| | 5248 - Car Accessories | 4,596.29 |
| | 5256 - PC Maintenance & Repairs | 3,958.67 |
| | 5255 - Tools & Supplies | 3,651.70 |
| | 5258 - Radios & Camera Maint & Repair | 176.59 |
| | 5251 - Office Equip Maint & Repairs | 175.00 |
| | 5247 - Car Wash & Cleaning Expense | 132.00 |
| | 5250 - Shop-Oil,Tires,Antifrz,Filters | 54.46 |
| | Total | 58,406.74 |
| 521 - Office Expense & Supplies | 5211 - Office Expenses & Supplies | 36,031.38 |
| | 5680 - Non Capital Outlay < \$5000 | 7,695.48 |
| | 5217 - Postage & Fed Express | 3,057.38 |
| | 5216 - Gulf Coast Mailing | 1,148.16 |
| | 5218 - Books, Magzs & Subscriptions | 322.49 |
| | 5213 - PC Software Programs | 41.11 |
| | Total | 48,296.00 |
| 160 - Inventory | 1500 - Inventory - Supplies | 32,052.88 |
| | 1550 - Inventory - Commodities | 341.71 |
| | Total | 32,394.59 |

Nueces County, Texas
PCard Transaction Totals by Budget Category, Key Code
All Funds
August 2019

| Budget Category | Key Code | Amount |
|--------------------------------------|---------------------------------------|------------------|
| 541 - Other Services & Charges | 5449 - Burial/Cremation Expense | 7,876.50 |
| | 5444 - Law Enforcement Supplies | 4,452.78 |
| | 5414 - Advertisemnts & Public Notices | 1,911.50 |
| | 5455 - Services - Other | 1,687.44 |
| | 5453 - Recreation Supplies | 1,319.15 |
| | 5440 - Inmate General Supplies | 921.92 |
| | 5459 - Transportation of Persons | 782.17 |
| | 5467 - Rent/Mortgage Payment | 669.95 |
| | 5447 - Membrships,Dues,Certifications | 610.00 |
| | 5438 - General Operating Supplies | 361.69 |
| | 5437 - Fees & Permits | 328.59 |
| | 5463 - Wearing Apparel Expenses | 320.66 |
| | 5433 - Educational & Demo Supplies | 316.77 |
| | 5427 - Clinical & Hygienic Supplies | 259.49 |
| | 5435 - Equipment Rentals | 229.74 |
| | 5442 - Investigation Costs | 151.20 |
| | 5942 - Notary & Other Bonds | 99.95 |
| | Total | 22,299.50 |
| 554 - Travel | 5542 - Travel, Food & Lodging | 11,971.33 |
| | Total | 11,971.33 |
| 530 - Professional Services | 5302 - Education Registration Fees | 7,394.30 |
| | 5311 - Software Srvc & Maintenance | 877.02 |
| | 5317 - Training Exps-Inhouse, Cntract | 619.61 |
| | 5306 - Empl Evals/Testing | 160.39 |
| | Total | 9,051.32 |
| 522 - Food & Kitchen Expenses | 5221 - Food & Edible Items | 4,141.03 |
| | 5222 - Food for Animals | 1,239.49 |
| | 5225 - Kitchen Supplies & Tools | 20.66 |
| | Total | 5,401.18 |
| 130 - Accounts Receivable | 1472 - Charge Customer A/R | 3,536.79 |
| | 1439 - Accounts Rec. Witness Expense | 683.10 |
| | Total | 4,219.89 |
| 527 - Maint & Repair-Roads & Bridges | 5274 - Parts & Supplies | 1,983.92 |
| | Total | 1,983.92 |
| 702 - Travel and Training | 7023 - Lodging | 852.35 |
| | Total | 852.35 |
| 712 - Furnished Transportation | 7126 - Misc Repairs, Parts & Supplies | 584.40 |
| | 7127 - Motor Vehicle Passenger | 99.37 |

Nueces County, Texas
PCard Transaction Totals by Budget Category, Key Code
All Funds
August 2019

| Budget Category | Key Code | Amount |
|--------------------------------------|---------------------------------------|-------------------|
| 712 - Furnished Transportation | Total | 683.77 |
| 525 - Gasoline/Fuel | 5241 - Gasoline-Credit Card & Bulk | 493.88 |
| | Total | 493.88 |
| 561 - Capital Outlay | 5686 - IT Fixed Asset Exception Items | 299.00 |
| | Total | 299.00 |
| 742 - Supplies & Other Operating Exp | 7448 - Educational Supplies | 195.00 |
| | 7421 - Office Expense & Supplies | 81.93 |
| | Total | 276.93 |
| 732 - Professional Fees | 7328 - Memberships & Dues | 245.00 |
| | Total | 245.00 |
| 533 - Special Personnel Services | 5336 - Jurors-All Courts | 160.84 |
| | Total | 160.84 |
| 138 - A/R Employees | 1418 - A/R - Employees | 48.65 |
| | Total | 48.65 |
| Total | | 389,107.33 |

Nueces County, Texas
PCard Transaction Totals by Budget Category, Key Code and Department
All Funds
August 2019

| Budget Category | Key Code | Department | Amount | |
|-------------------------------------|---------------------------------------|--------------------------------------|--------------------------------|-----------|
| 526 - Maint & Repair-Bldg & Grounds | 5268 - Parts, Supplies & Misc | 0170 - Inland Park Fund | 17,854.25 | |
| | | 1570 - Building Superintendent | 10,655.05 | |
| | | 0180 - Coastal Parks Department | 8,338.77 | |
| | | 1590 - Hilltop Facility | 724.06 | |
| | | 3720 - Jail | 265.96 | |
| | | 0120 - Road & Bridge Fund | 130.00 | |
| | | 1240 - Information Technology | 110.12 | |
| | | 3700 - County Sheriff | 110.00 | |
| | | 0182 - Pier Funds | 41.09 | |
| | | 1470 - Records Management Department | 37.54 | |
| | | 0160 - Airport Fund Administration | 13.64 | |
| | | 3490 - Juvenile Detention | 7.89 | |
| | | Total | 38,288.37 | |
| | | 5265 - Mechanical Systems Repairs | 1570 - Building Superintendent | 15,809.43 |
| | 0180 - Coastal Parks Department | | 2,146.49 | |
| | 0170 - Inland Park Fund | | 1,262.59 | |
| | 4190 - Senior Community Services | | 301.98 | |
| | 1590 - Hilltop Facility | | 137.00 | |
| | 0120 - Road & Bridge Fund | | 118.50 | |
| | Total | | 19,775.99 | |
| | 5264 - Landscape & Grounds M&R | 1570 - Building Superintendent | 2,393.00 | |
| | | 3720 - Jail | 1,995.65 | |
| | | 0170 - Inland Park Fund | 479.56 | |
| | | 1590 - Hilltop Facility | 164.33 | |
| | | 5330 - Animal Control | 120.00 | |
| | | Total | 5,152.54 | |
| | 5261 - Buildings-Maintenance & Repair | 1240 - Information Technology | 2,399.00 | |
| | | 1570 - Building Superintendent | 952.49 | |
| | | 5330 - Animal Control | 254.00 | |
| | | 6310 - County Library | 150.88 | |
| | | Total | 3,756.37 | |
| | 5262 - Janitorial & Misc Supplies | 3720 - Jail | 75.36 | |
| | | 0160 - Airport Fund Administration | 23.36 | |
| | | Total | 98.72 | |
| | 5266 - Contract Services-Buildings | 0120 - Road & Bridge Fund | 10.00 | |
| | | Total | 10.00 | |
| | Total | | 67,081.99 | |
| | 165 - Other Assets-Short Term | 1466 - Prepaid Exps - Ricoh | 1270 - County Purchasing | 60,041.63 |

Nueces County, Texas
PCard Transaction Totals by Budget Category, Key Code and Department
All Funds
August 2019

| Budget Category | Key Code | Department | Amount |
|-------------------------------|------------------------------------|--------------------------------------|------------------|
| 165 - Other Assets-Short Term | 1466 - Prepaid Exps - Ricoh | Total | 60,041.63 |
| | 1660 - Utilitiy Pre-Payments PCard | 0140 - County Stadium | 3,310.36 |
| | | 0110 - General Fund Administration | 516.32 |
| | | 0160 - Airport Fund Administration | 375.37 |
| | | 0170 - Inland Park Fund | 211.17 |
| | | Total | 4,413.22 |
| Total | | 64,454.85 | |
| 523 - Telephone & Utilities | 5237 - Utilities - Direct Clients | 4120 - Direct Social Services | 29,680.50 |
| | | 2170 - Tx Vet Comm Vet Asst | 4,839.23 |
| | | 1350 - CBCF/TXU/EFSP | 128.69 |
| | | Total | 34,648.42 |
| | 5232 - Cellular Phones | 3700 - County Sheriff | 4,532.89 |
| | | 3480 - Juvenile Probation | 1,734.28 |
| | | 4190 - Senior Community Services | 1,106.32 |
| | | 0120 - Road & Bridge Fund | 1,084.96 |
| | | 1240 - Information Technology | 1,040.38 |
| | | 3850 - Constable 5 | 981.68 |
| | | 0170 - Inland Park Fund | 856.79 |
| | | 1570 - Building Superintendent | 856.52 |
| | | 0180 - Coastal Parks Department | 616.74 |
| | | 1250 - County Auditor | 570.49 |
| | | 6110 - Agricultural Extension | 568.42 |
| | | 1160 - County Clerk | 364.20 |
| | | 1470 - Records Management Department | 357.77 |
| | | 1122 - Grants Administration | 312.41 |
| | | 5105 - Emergency Management | 312.41 |
| | | 1121 - CCMGT Support | 312.41 |
| | | 1270 - County Purchasing | 310.71 |
| | | 5330 - Animal Control | 290.82 |
| | | 3890 - Medical Examiner | 278.86 |
| | | 3830 - Constable 3 | 260.18 |
| | 3520 - District Attorney | 258.93 | |
| | 1120 - County Judge | 226.93 | |
| | 1200 - Tax Assessor - Collector | 211.69 | |
| | 1010 - County Commissioner Prec 1 | 207.99 | |
| | 1190 - County Clerk Elections | 207.14 | |
| | 3820 - Constable 2 | 207.14 | |
| | 3840 - Constable 4 | 191.64 | |

Nueces County, Texas
PCard Transaction Totals by Budget Category, Key Code and Department
All Funds
August 2019

| Budget Category | Key Code | Department | Amount | |
|-----------------------------|------------------------|---------------------------------------|---------------------------------------|------------------|
| 523 - Telephone & Utilities | 5232 - Cellular Phones | 1020 - County Commissioner Prec 2 | 185.29 | |
| | | 6210 - Family & Consumer Sciences | 156.21 | |
| | | 3092 - Vector Control | 155.36 | |
| | | 3810 - Constable 1 | 155.36 | |
| | | 1130 - County Attorney | 155.36 | |
| | | 1125 - Risk Management | 103.57 | |
| | | 3621 - Justice of the Peace 2-1 | 84.50 | |
| | | 1380 - Juv Case Manager | 84.50 | |
| | | 3613 - Justice of the Peace 1-3 | 84.50 | |
| | | 1040 - County Commissioner Prec 4 | 51.79 | |
| | | 1245 - Human Resources | 51.79 | |
| | | 1170 - County Clerk Treasury | 51.79 | |
| | | 3622 - Justice of the Peace 2-2 | 51.79 | |
| | | 0160 - Airport Fund Administration | 51.79 | |
| | | 1030 - County Commissioner Prec 3 | 51.79 | |
| | | 1275 - Veterans' Service | 51.79 | |
| | | 3600 - Justice of the Peace 1-1 | 51.79 | |
| | | 3610 - Justice of the Peace 1-2 | 51.79 | |
| | | 4110 - Social Services-Administration | 51.79 | |
| | | | Total | 19,943.25 |
| | | 5236 - InterNet Fees-T-1-ISDN | 1240 - Information Technology | 3,532.50 |
| | | | 1329 - Fed Awrdded Sheriff | 561.86 |
| | | | 1770 - Sr Community Services Bldgs. | 367.80 |
| | | | 5105 - Emergency Management | 144.24 |
| | | | 1780 - David Berlanga,Sr. Bldg | 122.60 |
| | | | 1460 - Robert N. Barnes Juv. Facility | 121.76 |
| | | | 6210 - Family & Consumer Sciences | 120.60 |
| | | | 0370 - Metropolitan Planning Org | 115.58 |
| | | | 3720 - Jail | 96.00 |
| | | | Total | 5,182.94 |
| | | 5239 - Tipping & Dump Fees | 1270 - County Purchasing | 168.16 |
| | | | 0120 - Road & Bridge Fund | 106.00 |
| | | | 1470 - Records Management Department | 78.00 |
| | | | 5220 - Environmental Enforcement | 53.62 |
| | | | Total | 405.78 |
| | | 5231 - Telephone Utility Expense | 0370 - Metropolitan Planning Org | 289.22 |
| | | | Total | 289.22 |
| | | 5229 - Content Streaming Services | 3480 - Juvenile Probation | 15.99 |

Nueces County, Texas
PCard Transaction Totals by Budget Category, Key Code and Department
All Funds
August 2019

| Budget Category | Key Code | Department | Amount |
|------------------------------------|-------------------------------------|---------------------------------------|------------------|
| 523 - Telephone & Utilities | 5229 - Content Streaming Services | Total | 15.99 |
| | Total | | 60,485.60 |
| 524 - Maint & Repair - Equip & Veh | 5249 - Car Repairs, Supplies & Svcs | 3700 - County Sheriff | 5,158.95 |
| | | 0120 - Road & Bridge Fund | 3,650.15 |
| | | 0180 - Coastal Parks Department | 2,982.64 |
| | | 3092 - Vector Control | 2,283.59 |
| | | 3720 - Jail | 1,888.06 |
| | | 3710 - ID Jail Division | 1,420.90 |
| | | 3850 - Constable 5 | 1,227.62 |
| | | 3820 - Constable 2 | 812.43 |
| | | 3810 - Constable 1 | 783.90 |
| | | 5220 - Environmental Enforcement | 514.35 |
| | | 3492 - Juvenile Justice Post-Adjudica | 472.69 |
| | | 3840 - Constable 4 | 443.45 |
| | | 3830 - Constable 3 | 377.43 |
| | | 0170 - Inland Park Fund | 212.70 |
| | | 5330 - Animal Control | 200.66 |
| | | 3480 - Juvenile Probation | 150.94 |
| | | 1570 - Building Superintendent | 61.97 |
| | | 1270 - County Purchasing | 27.50 |
| | | 3490 - Juvenile Detention | 7.00 |
| | Total | | 22,676.93 |
| | 5252 - Heavy Motor Equip & Mach M&R | 0120 - Road & Bridge Fund | 14,480.84 |
| | | 0180 - Coastal Parks Department | 1,717.74 |
| | | Total | |
| | 5254 - Equip Maint. & Repairs | 0120 - Road & Bridge Fund | 4,964.06 |
| | | 1590 - Hilltop Facility | 546.79 |
| | | 0180 - Coastal Parks Department | 529.87 |
| | | 0170 - Inland Park Fund | 346.67 |
| | | 1740 - McKenzie Jail Annex | 331.63 |
| | | 3810 - Constable 1 | 67.50 |
| | | Total | |
| | 5248 - Car Accessories | 1330 - State Awrdded Sheriff | 2,540.00 |
| | | 3700 - County Sheriff | 1,160.44 |
| | | 3810 - Constable 1 | 585.09 |
| 3720 - Jail | | 164.05 | |
| 3520 - District Attorney | | 72.50 | |
| 0120 - Road & Bridge Fund | | 47.22 | |

Nueces County, Texas
PCard Transaction Totals by Budget Category, Key Code and Department
All Funds
August 2019

| Budget Category | Key Code | Department | Amount |
|---------------------------------------|---------------------------------------|------------------------------------|------------------|
| 524 - Maint & Repair - Equip & Veh | 5248 - Car Accessories | 1380 - Juv Case Manager | 26.99 |
| | | Total | 4,596.29 |
| | 5256 - PC Maintenance & Repairs | 1240 - Information Technology | 3,449.17 |
| | | 0370 - Metropolitan Planning Org | 339.99 |
| | | 3720 - Jail | 114.52 |
| | | 3700 - County Sheriff | 54.99 |
| | | Total | 3,958.67 |
| | 5255 - Tools & Supplies | 0120 - Road & Bridge Fund | 3,178.81 |
| | | 0170 - Inland Park Fund | 196.50 |
| | | 1740 - McKenzie Jail Annex | 123.84 |
| | | 1400 - General Repairs - Building | 58.34 |
| | | 5220 - Environmental Enforcement | 33.36 |
| | | 3720 - Jail | 32.97 |
| | | 1540 - Johnny S. Calderon Co. Bldg | 27.88 |
| | | Total | 3,651.70 |
| | 5258 - Radios & Camera Maint & Repair | 0120 - Road & Bridge Fund | 142.59 |
| | | 3700 - County Sheriff | 34.00 |
| | | Total | 176.59 |
| | 5251 - Office Equip Maint & Repairs | 0402 - CSCD | 175.00 |
| | | Total | 175.00 |
| | 5247 - Car Wash & Cleaning Expense | 3850 - Constable 5 | 62.00 |
| | | 0120 - Road & Bridge Fund | 38.00 |
| | | 3810 - Constable 1 | 20.00 |
| 6110 - Agricultural Extension | | 12.00 | |
| Total | | 132.00 | |
| 5250 - Shop-Oil,Tires,Antifrz,Filters | 0180 - Coastal Parks Department | 54.46 | |
| | Total | 54.46 | |
| Total | | | 58,406.74 |
| 521 - Office Expense & Supplies | 5211 - Office Expenses & Supplies | 3720 - Jail | 10,207.85 |
| | | 3520 - District Attorney | 4,903.36 |
| | | 2829 - State Aid-Grant A-2829 | 4,062.44 |
| | | 0180 - Coastal Parks Department | 1,921.76 |
| | | 3480 - Juvenile Probation | 1,856.82 |
| | | 1570 - Building Superintendent | 1,855.61 |
| | | 1200 - Tax Assessor - Collector | 1,714.25 |
| | | 3700 - County Sheriff | 1,272.23 |
| | | 1540 - Johnny S. Calderon Co. Bldg | 948.48 |
| | | 3710 - ID Jail Division | 801.72 |

Nueces County, Texas
PCard Transaction Totals by Budget Category, Key Code and Department
All Funds
August 2019

| Budget Category | Key Code | Department | Amount | |
|---------------------------------|-----------------------------------|---------------------------------------|--------------------------------------|----------|
| 521 - Office Expense & Supplies | 5211 - Office Expenses & Supplies | 1160 - County Clerk | 751.72 | |
| | | 3340 - 117th District Court | 740.28 | |
| | | 1270 - County Purchasing | 622.66 | |
| | | 1122 - Grants Administration | 501.58 | |
| | | 6310 - County Library | 428.81 | |
| | | 0120 - Road & Bridge Fund | 423.58 | |
| | | 1125 - Risk Management | 354.99 | |
| | | 0170 - Inland Park Fund | 351.33 | |
| | | 6110 - Agricultural Extension | 344.07 | |
| | | 6210 - Family & Consumer Sciences | 317.38 | |
| | | 3350 - 148th District Court | 309.88 | |
| | | 1470 - Records Management Department | 271.75 | |
| | | 1170 - County Clerk Treasury | 183.90 | |
| | | 1901 - General Capital Projects | 160.57 | |
| | | 1240 - Information Technology | 140.67 | |
| | | 3890 - Medical Examiner | 131.82 | |
| | | 1285 - General Administration | 74.97 | |
| | | 1250 - County Auditor | 66.58 | |
| | | 3492 - Juvenile Justice Post-Adjudica | 60.00 | |
| | | 3530 - District Clerk | 57.22 | |
| | | 3810 - Constable 1 | 42.00 | |
| | | 0160 - Airport Fund Administration | 29.72 | |
| | | 3830 - Constable 3 | 29.45 | |
| | | 1120 - County Judge | 23.40 | |
| | 1245 - Human Resources | 15.68 | | |
| | 1030 - County Commissioner Prec 3 | 15.24 | | |
| | 0370 - Metropolitan Planning Org | 14.76 | | |
| | 3250 - Magistrate/ DWI Drug Court | 12.96 | | |
| | 1520 - Bishop Building | 9.89 | | |
| | | Total | 36,031.38 | |
| | | 5680 - Non Capital Outlay < \$5000 | 2319 - Local Border Security Program | 4,025.00 |
| | | | 2829 - State Aid-Grant A-2829 | 2,003.50 |
| | | | 0120 - Road & Bridge Fund | 892.30 |
| | | | 6310 - County Library | 419.18 |
| | 1900 - Capital Outlay | | 355.50 | |
| | | Total | 7,695.48 | |
| | 5217 - Postage & Fed Express | 1270 - County Purchasing | 1,805.47 | |
| | | 3630 - Justice of the Peace 3 | 330.00 | |

Nueces County, Texas
PCard Transaction Totals by Budget Category, Key Code and Department
All Funds
August 2019

| Budget Category | Key Code | Department | Amount |
|---------------------------------|------------------------------|---------------------------------------|-----------------|
| 521 - Office Expense & Supplies | 5217 - Postage & Fed Express | 3092 - Vector Control | 277.83 |
| | | 1240 - Information Technology | 221.94 |
| | | 1130 - County Attorney | 162.40 |
| | | 1122 - Grants Administration | 93.84 |
| | | 3300 - Court Administration | 80.92 |
| | | 3530 - District Clerk | 58.55 |
| | | 3850 - Constable 5 | 13.70 |
| | | 3520 - District Attorney | 6.73 |
| | | 3820 - Constable 2 | 6.00 |
| | | Total | 3,057.38 |
| | 5216 - Gulf Coast Mailing | 1200 - Tax Assessor - Collector | 356.04 |
| | | 3530 - District Clerk | 290.96 |
| | | 1170 - County Clerk Treasury | 143.84 |
| | | 1160 - County Clerk | 45.88 |
| | | 1180 - Co Clerk Collections | 40.04 |
| | | 3520 - District Attorney | 32.92 |
| | | 3120 - County Court at Law 2 | 28.40 |
| | | 3110 - County Court at Law 1 | 18.68 |
| | | 3700 - County Sheriff | 14.72 |
| | | 3380 - 347th District Court | 13.28 |
| | | 1250 - County Auditor | 12.92 |
| | | 3150 - County Court at Law 5 | 12.76 |
| | | 3810 - Constable 1 | 11.76 |
| | | 3600 - Justice of the Peace 1-1 | 11.72 |
| | | 4110 - Social Services-Administration | 11.68 |
| | | 3075 - Contract Elections | 10.96 |
| | | 3610 - Justice of the Peace 1-2 | 10.52 |
| | | 3130 - County Court at Law 3 | 10.16 |
| | | 3140 - County Court at Law 4 | 9.44 |
| | | 3480 - Juvenile Probation | 9.24 |
| | | 1130 - County Attorney | 7.56 |
| | | 5105 - Emergency Management | 7.32 |
| | | 3340 - 117th District Court | 6.16 |
| 3320 - 94th District Court | 5.28 | | |
| 3310 - 28th District Court | 4.56 | | |
| 3360 - 214th District Court | 3.68 | | |
| 3300 - Court Administration | 3.48 | | |
| 3370 - 319th District Court | 2.00 | | |

Nueces County, Texas
PCard Transaction Totals by Budget Category, Key Code and Department
All Funds
August 2019

| Budget Category | Key Code | Department | Amount | |
|---------------------------------|------------------------------------|-------------------------------------|-------------------------------|----------------------------------|
| 521 - Office Expense & Supplies | 5216 - Gulf Coast Mailing | 1490 - CSCD Cook Building | 1.84 | |
| | | 3330 - 105th District Court | 1.84 | |
| | | 4130 - Children Protective Services | 1.48 | |
| | | 1125 - Risk Management | 1.36 | |
| | | 1245 - Human Resources | 1.12 | |
| | | 3006 - Dispute Resolutions | 1.08 | |
| | | 0120 - Road & Bridge Fund | 0.72 | |
| | | 1285 - General Administration | 0.60 | |
| | | 1270 - County Purchasing | 0.56 | |
| | | 3350 - 148th District Court | 0.56 | |
| | | 1120 - County Judge | 0.20 | |
| | | 1275 - Veterans' Service | 0.20 | |
| | | 1020 - County Commissioner Prec 2 | 0.20 | |
| | | 1326 - DA Hot Check | 0.16 | |
| | | 3622 - Justice of the Peace 2-2 | 0.12 | |
| | | 3490 - Juvenile Detention | 0.08 | |
| | | 1040 - County Commissioner Prec 4 | 0.08 | |
| | Total | 1,148.16 | | |
| | 5218 - Books, Magz & Subscriptions | 3520 - District Attorney | 1240 - Information Technology | 165.00 |
| | | | 1122 - Grants Administration | 7.46 |
| | | | Total | 322.49 |
| | | 5213 - PC Software Programs | 1240 - Information Technology | 0370 - Metropolitan Planning Org |
| | Total | | | 41.11 |
| Total | 48,296.00 | | | |
| 160 - Inventory | 1500 - Inventory - Supplies | 1270 - County Purchasing | 32,052.88 | |
| | | Total | 32,052.88 | |
| | 1550 - Inventory - Commodities | 0182 - Pier Funds | 341.71 | |
| | | Total | 341.71 | |
| | Total | 32,394.59 | | |
| 541 - Other Services & Charges | 5449 - Burial/Cremation Expense | 4120 - Direct Social Services | 6,955.50 | |
| | | 2170 - Tx Vet Comm Vet Asst | 921.00 | |
| | | Total | 7,876.50 | |
| | 5444 - Law Enforcement Supplies | 2049 - Public Safety Enhancements | 2,140.00 | |
| | | 3700 - County Sheriff | 1,209.11 | |
| | | 3720 - Jail | 643.30 | |
| | | 1335 - State Awrdded Cstb 5 | 270.95 | |

Nueces County, Texas
PCard Transaction Totals by Budget Category, Key Code and Department
All Funds
August 2019

| Budget Category | Key Code | Department | Amount |
|--------------------------------|---------------------------------------|---------------------------------------|-----------------|
| 541 - Other Services & Charges | 5444 - Law Enforcement Supplies | 1330 - State Awrded Sheriff | 189.42 |
| | | Total | 4,452.78 |
| | 5414 - Advertisemnts & Public Notices | 4130 - Children Protective Services | 1,576.70 |
| | | 1270 - County Purchasing | 334.80 |
| | | Total | 1,911.50 |
| | 5455 - Services - Other | 1388 - Prct 3 Special Revenue Fund | 659.25 |
| | | 1387 - Prct 1 Special Revenue Fund | 659.24 |
| | | 1570 - Building Superintendent | 310.50 |
| | | 2829 - State Aid-Grant A-2829 | 58.45 |
| | | Total | 1,687.44 |
| | 5453 - Recreation Supplies | 2829 - State Aid-Grant A-2829 | 1,129.19 |
| | | 3492 - Juvenile Justice Post-Adjudica | 189.96 |
| | | Total | 1,319.15 |
| | 5440 - Inmate General Supplies | 3490 - Juvenile Detention | 593.10 |
| | | 3492 - Juvenile Justice Post-Adjudica | 328.82 |
| | | Total | 921.92 |
| | 5459 - Transportation of Persons | 3700 - County Sheriff | 782.17 |
| | | Total | 782.17 |
| | 5467 - Rent/Mortgage Payment | 4120 - Direct Social Services | 669.95 |
| | | Total | 669.95 |
| | 5447 - Membrships,Dues,Certifications | 3520 - District Attorney | 225.00 |
| | | 3492 - Juvenile Justice Post-Adjudica | 210.00 |
| | | 1570 - Building Superintendent | 175.00 |
| | | Total | 610.00 |
| | 5438 - General Operating Supplies | 3092 - Vector Control | 184.24 |
| | | 0120 - Road & Bridge Fund | 92.17 |
| | | 3492 - Juvenile Justice Post-Adjudica | 44.46 |
| 5330 - Animal Control | | 29.84 | |
| 3490 - Juvenile Detention | | 10.98 | |
| Total | | 361.69 | |
| 5437 - Fees & Permits | 3490 - Juvenile Detention | 145.00 | |
| | 0120 - Road & Bridge Fund | 51.00 | |
| | 3480 - Juvenile Probation | 37.01 | |
| | 3720 - Jail | 36.91 | |
| | 3700 - County Sheriff | 10.50 | |
| | 6110 - Agricultural Extension | 9.83 | |
| | 3850 - Constable 5 | 8.84 | |
| | 0170 - Inland Park Fund | 7.50 | |

Nueces County, Texas
PCard Transaction Totals by Budget Category, Key Code and Department
All Funds
August 2019

| Budget Category | Key Code | Department | Amount |
|--------------------------------|-------------------------------------|---------------------------------------|------------------|
| 541 - Other Services & Charges | 5437 - Fees & Permits | 4190 - Senior Community Services | 7.50 |
| | | 1380 - Juv Case Manager | 7.50 |
| | | 3492 - Juvenile Justice Post-Adjudica | 7.00 |
| | | Total | 328.59 |
| | 5463 - Wearing Apparel Expenses | 5330 - Animal Control | 283.95 |
| | | 3492 - Juvenile Justice Post-Adjudica | 36.71 |
| | | Total | 320.66 |
| | 5433 - Educational & Demo Supplies | 6310 - County Library | 180.10 |
| | | 2829 - State Aid-Grant A-2829 | 110.70 |
| | | 6210 - Family & Consumer Sciences | 25.97 |
| | | Total | 316.77 |
| | 5427 - Clinical & Hygienic Supplies | 3492 - Juvenile Justice Post-Adjudica | 259.49 |
| | | Total | 259.49 |
| | 5435 - Equipment Rentals | 0120 - Road & Bridge Fund | 229.74 |
| | | Total | 229.74 |
| | 5442 - Investigation Costs | 3520 - District Attorney | 151.20 |
| | | Total | 151.20 |
| 5942 - Notary & Other Bonds | 3700 - County Sheriff | 99.95 | |
| | Total | 99.95 | |
| Total | | | 22,299.50 |
| 554 - Travel | 5542 - Travel, Food & Lodging | 1190 - County Clerk Elections | 3,001.50 |
| | | 3480 - Juvenile Probation | 2,319.37 |
| | | 3520 - District Attorney | 1,541.84 |
| | | 6110 - Agricultural Extension | 1,038.63 |
| | | 1122 - Grants Administration | 924.48 |
| | | 1285 - General Administration | 621.09 |
| | | 1270 - County Purchasing | 522.87 |
| | | 0370 - Metropolitan Planning Org | 504.16 |
| | | 6310 - County Library | 480.00 |
| | | 1121 - CCMGT Support | 250.52 |
| | | 6210 - Family & Consumer Sciences | 231.76 |
| | | 3700 - County Sheriff | 212.44 |
| | | 1125 - Risk Management | 180.35 |
| | | 3530 - District Clerk | 136.32 |
| | | 3492 - Juvenile Justice Post-Adjudica | 30.00 |
| | | 1120 - County Judge | -24.00 |
| | | Total | 11,971.33 |
| | Total | | |

Nueces County, Texas
PCard Transaction Totals by Budget Category, Key Code and Department
All Funds
August 2019

| Budget Category | Key Code | Department | Amount |
|-------------------------------|---------------------------------------|---------------------------------------|-----------------|
| 530 - Professional Services | 5302 - Education Registration Fees | 1245 - Human Resources | 2,339.00 |
| | | 3700 - County Sheriff | 1,858.26 |
| | | 3720 - Jail | 978.20 |
| | | 1200 - Tax Assessor - Collector | 675.00 |
| | | 1170 - County Clerk Treasury | 357.00 |
| | | 1122 - Grants Administration | 298.00 |
| | | 3150 - County Court at Law 5 | 250.00 |
| | | 1160 - County Clerk | 175.00 |
| | | 5330 - Animal Control | 150.00 |
| | | 1343 - Law Enfrc Ed(LEOSE)-Ctbl 3 | 125.00 |
| | | 3520 - District Attorney | 101.84 |
| | | 6110 - Agricultural Extension | 52.00 |
| | | 3490 - Juvenile Detention | 35.00 |
| | | Total | 7,394.30 |
| | 5311 - Software Srvc & Maintenance | 1250 - County Auditor | 714.87 |
| | | 1240 - Information Technology | 147.00 |
| | | 0370 - Metropolitan Planning Org | 15.15 |
| | Total | 877.02 | |
| | 5317 - Training Exps-Inhouse, Cntract | 3700 - County Sheriff | 584.61 |
| | | 1342 - Law Enfrc Ed(LEOSE)-Ctbl 2 | 35.00 |
| | | Total | 619.61 |
| | 5306 - Empl Evals/Testing | 3490 - Juvenile Detention | 132.00 |
| | | 3492 - Juvenile Justice Post-Adjudica | 11.00 |
| 3480 - Juvenile Probation | | 11.00 | |
| 1160 - County Clerk | | 6.39 | |
| Total | | 160.39 | |
| Total | 9,051.32 | | |
| 522 - Food & Kitchen Expenses | 5221 - Food & Edible Items | 2170 - Tx Vet Comm Vet Asst | 2,359.80 |
| | | 1121 - CCMGT Support | 892.95 |
| | | 1402 - Library Board | 318.55 |
| | | 1319 - Interest on TJJD Monies | 277.34 |
| | | 1285 - General Administration | 170.05 |
| | | 3300 - Court Administration | 102.84 |
| | | 3150 - County Court at Law 5 | 19.50 |
| | | Total | 4,141.03 |
| | 5222 - Food for Animals | 1330 - State Awrdded Sheriff | 652.85 |
| | | 5330 - Animal Control | 586.64 |
| | | Total | 1,239.49 |

Nueces County, Texas
PCard Transaction Totals by Budget Category, Key Code and Department
All Funds
August 2019

| Budget Category | Key Code | Department | Amount |
|--------------------------------------|---------------------------------------|---------------------------------------|-----------------|
| 522 - Food & Kitchen Expenses | 5225 - Kitchen Supplies & Tools | 1322 - Sheriff Community Projects | 20.66 |
| | | Total | 20.66 |
| | Total | 5,401.18 | |
| 130 - Accounts Receivable | 1472 - Charge Customer A/R | 3492 - Juvenile Justice Post-Adjudica | 3,180.72 |
| | | 3490 - Juvenile Detention | 356.07 |
| | | Total | 3,536.79 |
| | 1439 - Accounts Rec. Witness Expense | 3520 - District Attorney | 683.10 |
| | | Total | 683.10 |
| Total | 4,219.89 | | |
| 527 - Maint & Repair-Roads & Bridges | 5274 - Parts & Supplies | 0120 - Road & Bridge Fund | 1,983.92 |
| | | Total | 1,983.92 |
| | Total | 1,983.92 | |
| 702 - Travel and Training | 7023 - Lodging | 0402 - CSCD | 852.35 |
| | | Total | 852.35 |
| | Total | 852.35 | |
| 712 - Furnished Transportation | 7126 - Misc Repairs, Parts & Supplies | 0410 - CCP Pre-Trial Services | 584.40 |
| | | Total | 584.40 |
| | 7127 - Motor Vehicle Passenger | 0410 - CCP Pre-Trial Services | 61.87 |
| | | 0402 - CSCD | 30.00 |
| | | 0412 - Comm Service Restitution(CSR) | 7.50 |
| | | Total | 99.37 |
| Total | 683.77 | | |
| 525 - Gasoline/Fuel | 5241 - Gasoline-Credit Card & Bulk | 6110 - Agricultural Extension | 178.01 |
| | | 3700 - County Sheriff | 127.76 |
| | | 2418 - Stonegarden | 91.21 |
| | | 3480 - Juvenile Probation | 61.98 |
| | | 6210 - Family & Consumer Sciences | 34.92 |
| | Total | 493.88 | |
| Total | 493.88 | | |
| 561 - Capital Outlay | 5686 - IT Fixed Asset Exception Items | 1900 - Capital Outlay | 299.00 |
| | | Total | 299.00 |
| | Total | 299.00 | |
| 742 - Supplies & Other Operating Exp | 7448 - Educational Supplies | 0440 - Substance Abuse Treatment | 195.00 |
| | | Total | 195.00 |
| | 7421 - Office Expense & Supplies | 0410 - CCP Pre-Trial Services | 53.98 |
| | | 0402 - CSCD | 27.95 |
| | | Total | 81.93 |
| Total | 276.93 | | |

Nueces County, Texas
PCard Transaction Totals by Budget Category, Key Code and Department
All Funds
August 2019

| | | | Amount |
|----------------------------------|---------------------------|----------------------------------|-------------------|
| Budget Category | Key Code | Department | |
| 732 - Professional Fees | 7328 - Memberships & Dues | 0440 - Substance Abuse Treatment | 140.00 |
| | | 0402 - CSCD | 105.00 |
| | | Total | 245.00 |
| | Total | 245.00 | |
| 533 - Special Personnel Services | 5336 - Jurors-All Courts | 3300 - Court Administration | 160.84 |
| | | Total | 160.84 |
| | Total | 160.84 | |
| 138 - A/R Employees | 1418 - A/R - Employees | 1270 - County Purchasing | 48.65 |
| | | Total | 48.65 |
| | Total | 48.65 | |
| Total | | | 389,107.33 |

Nueces County
Transaction Totals by Department Average
Statement Date(s): 08/28/2019

| Merchant | Amount | Department | Card Holder Name | Average Transaction per Dept | Average Transaction per Cardholder |
|----------------------------------------------|-----------|------------|--------------------------------|------------------------------|------------------------------------|
| GULF COAST MAILING SERV | 1,148.16 | 1250 | LARIOZ, CONSUELO PEREZ | 5,090.42 | 6,914.15 |
| RICOH USA INC | 19,594.29 | 1250 | LARIOZ, CONSUELO PEREZ | 5,090.42 | 6,914.15 |
| AT&T BILL PAYMENT | 19,943.25 | 1250 | GONZALEZ, FRANCISCA YESENIA SA | 5,090.42 | 4,178.56 |
| INTUIT QUICKBOOKS | 714.87 | 1250 | GONZALEZ, FRANCISCA YESENIA SA | 5,090.42 | 4,178.56 |
| NUECES COUNTY WATER DISTR | 4,413.22 | 1250 | GONZALEZ, FRANCISCA YESENIA SA | 5,090.42 | 4,178.56 |
| H-E-B #462 | 2,359.80 | 1275 | VILLARREAL, STEPHANIE LEAH | 1,179.90 | 1,179.90 |
| CROWN PLAZA SUITES HOUST | 118.66 | 3520 | MILLS, KATHY SUE | 927.10 | 927.10 |
| IN CORPUS CHRISTI BAR AS | 225.00 | 3520 | MILLS, KATHY SUE | 927.10 | 927.10 |
| OPTIM LLC | 4,025.00 | 3520 | MILLS, KATHY SUE | 927.10 | 927.10 |
| STATE BAR TX - MCLE-W | 101.84 | 3520 | MILLS, KATHY SUE | 927.10 | 927.10 |
| TDCAA | 165.00 | 3520 | MILLS, KATHY SUE | 927.10 | 927.10 |
| CORPUS CHRISTI CALLER | 1,576.70 | 4130 | MARTINEZ, SARAH EVETTE | 788.35 | 788.35 |
| COASTAL BEND SOCIETY FOR | 25.00 | 1245 | GUERRA, JULIE | 779.67 | 779.67 |
| SOCIETYFORHUMANRESOURCE | 1,195.00 | 1245 | GUERRA, JULIE | 779.67 | 779.67 |
| THE HR SOUTHWEST CONFEREN | 1,119.00 | 1245 | GUERRA, JULIE | 779.67 | 779.67 |
| ARROW DISPLAY SIGNS INC. | 82.25 | 1270 | ROBINSON, MICHAEL R | 625.13 | 3,601.65 |
| CDW GOVT #JURY SERVICE | 57.22 | 1270 | ROBINSON, MICHAEL R | 625.13 | 3,601.65 |
| DMI DELL HIGHER EDUC | 567.54 | 1270 | ROBINSON, MICHAEL R | 625.13 | 3,601.65 |
| FINANCIAL SERVICES | 20,853.05 | 1270 | ROBINSON, MICHAEL R | 625.13 | 3,601.65 |
| GATEWAY PRINTING & OFFICE | 11.80 | 1270 | ROBINSON, MICHAEL R | 625.13 | 3,601.65 |
| HLU HULU 1491864205930-U | 48.65 | 1270 | ROBINSON, MICHAEL R | 625.13 | 3,601.65 |
| PITNEY BOWES PI | 1,788.95 | 1270 | ROBINSON, MICHAEL R | 625.13 | 3,601.65 |
| RICOH USA INC | 19,810.29 | 1270 | ROBINSON, MICHAEL R | 625.13 | 3,601.65 |
| AMERICAN SOLUTIONS4 BUS | 62.00 | 1270 | HERNANDEZ, MARGARITA | 625.13 | 517.25 |
| COASTAL OFFICE SOLUTIONS | 523.80 | 1270 | HERNANDEZ, MARGARITA | 625.13 | 517.25 |
| FASCLAMPITT CORPUS CHRIST | 42.00 | 1270 | HERNANDEZ, MARGARITA | 625.13 | 517.25 |
| GATEWAY PRINTING & OFFICE | 4,272.43 | 1270 | HERNANDEZ, MARGARITA | 625.13 | 517.25 |
| GULF COAST PAPER COMPANY- POSTNET (TX162) | 9,012.56 | 1270 | HERNANDEZ, MARGARITA | 625.13 | 517.25 |
| A&W OFFICE SUPPLY | 52.98 | 1270 | HERNANDEZ, MARGARITA | 625.13 | 517.25 |
| A&W OFFICE SUPPLY | 758.29 | 1270 | MALDONADO JR, JOHNNY J | 625.13 | 497.71 |
| COASTAL OFFICE SOLUTIONS | 1,509.18 | 1270 | MALDONADO JR, JOHNNY J | 625.13 | 497.71 |
| FASCLAMPITT CC | 26.83 | 1270 | MALDONADO JR, JOHNNY J | 625.13 | 497.71 |
| GATEWAY PRINTING & OFFICE | 9,145.57 | 1270 | MALDONADO JR, JOHNNY J | 625.13 | 497.71 |
| POSTNET (TX162) | 7.50 | 1270 | MALDONADO JR, JOHNNY J | 625.13 | 497.71 |
| A&W OFFICE SUPPLY | 597.84 | 1270 | HERNANDEZ, ERICA ANN | 625.13 | 413.93 |
| AMERICAN SOLUTIONS4 BUS | 4,144.38 | 1270 | HERNANDEZ, ERICA ANN | 625.13 | 413.93 |
| AMZN MKTP US MA0UM7TN0 | 295.25 | 1270 | HERNANDEZ, ERICA ANN | 625.13 | 413.93 |
| AMZN MKTP US MA2LG0DT1 | 139.99 | 1270 | HERNANDEZ, ERICA ANN | 625.13 | 413.93 |

Nueces County
Transaction Totals by Department Average
Statement Date(s): 08/28/2019

| Merchant | Amount | Department | Card Holder Name | Average Transaction per Dept | Average Transaction per Cardholder |
|---------------------------|-----------|------------|------------------------|------------------------------|------------------------------------|
| AMZN MKTP US MA5DB2PK1 | 29.94 | 1270 | HERNANDEZ, ERICA ANN | 625.13 | 413.93 |
| AMZN MKTP US MA9IV8GF1 | 27.91 | 1270 | HERNANDEZ, ERICA ANN | 625.13 | 413.93 |
| BESTBUYCOM | 1,311.48 | 1270 | HERNANDEZ, ERICA ANN | 625.13 | 413.93 |
| CC DISTRIBUTORS | 195.72 | 1270 | HERNANDEZ, ERICA ANN | 625.13 | 413.93 |
| CC STAMP WORKS INC | 973.27 | 1270 | HERNANDEZ, ERICA ANN | 625.13 | 413.93 |
| COASTAL OFFICE SOLUTIONS | 1,135.13 | 1270 | HERNANDEZ, ERICA ANN | 625.13 | 413.93 |
| COMLINK WIRELESS | 474.00 | 1270 | HERNANDEZ, ERICA ANN | 625.13 | 413.93 |
| CORPUS CHRISTI ELECTRIC | 132.00 | 1270 | HERNANDEZ, ERICA ANN | 625.13 | 413.93 |
| FASCLAMPITT CORPUS CHRIST | 165.48 | 1270 | HERNANDEZ, ERICA ANN | 625.13 | 413.93 |
| GATEWAY PRINTING & OFFICE | 3,526.18 | 1270 | HERNANDEZ, ERICA ANN | 625.13 | 413.93 |
| GULF COAST PAPER COMPANY- | 15,709.20 | 1270 | HERNANDEZ, ERICA ANN | 625.13 | 413.93 |
| ITD PRINT SOLUTIONS | 1,202.00 | 1270 | HERNANDEZ, ERICA ANN | 625.13 | 413.93 |
| POSTNET (TX162) | 82.60 | 1270 | HERNANDEZ, ERICA ANN | 625.13 | 413.93 |
| SPIRAL BINDING LLC | 81.50 | 1270 | HERNANDEZ, ERICA ANN | 625.13 | 413.93 |
| SQ GULF COAST LASE | 219.00 | 1270 | HERNANDEZ, ERICA ANN | 625.13 | 413.93 |
| USPS PO 4820200410 | 550.00 | 1270 | HERNANDEZ, ERICA ANN | 625.13 | 413.93 |
| USPS PO 4820270411 | 110.00 | 1270 | HERNANDEZ, ERICA ANN | 625.13 | 413.93 |
| VARIDESK 1800 207 2587 | 355.50 | 1270 | HERNANDEZ, ERICA ANN | 625.13 | 413.93 |
| AMZN MKTP US MA2H64SE0 | 62.93 | 1270 | RAMIREZ, ROMEO ANTHONY | 625.13 | 338.02 |
| AMZN MKTP US MA6CH4DB0 | 59.99 | 1270 | RAMIREZ, ROMEO ANTHONY | 625.13 | 338.02 |
| AMZN MKTP US MA7MN12V1 | 299.00 | 1270 | RAMIREZ, ROMEO ANTHONY | 625.13 | 338.02 |
| AMZN MKTP US MO1EB1FN1 | 1,165.85 | 1270 | RAMIREZ, ROMEO ANTHONY | 625.13 | 338.02 |
| DAILY WELLS COMMUNICATIO | 1,782.59 | 1270 | RAMIREZ, ROMEO ANTHONY | 625.13 | 338.02 |
| FEDEX 488529172 | 16.52 | 1270 | RAMIREZ, ROMEO ANTHONY | 625.13 | 338.02 |
| GULF COAST GRAPHICS | 185.00 | 1270 | RAMIREZ, ROMEO ANTHONY | 625.13 | 338.02 |
| JOHN WRIGHT ASSOCIATES IN | 2,540.00 | 1270 | RAMIREZ, ROMEO ANTHONY | 625.13 | 338.02 |
| NUECES CO TX - GOV PAY FE | 12.00 | 1270 | RAMIREZ, ROMEO ANTHONY | 625.13 | 338.02 |
| NUECES CO TX-TAC-MOTOR | 105.00 | 1270 | RAMIREZ, ROMEO ANTHONY | 625.13 | 338.02 |
| TRU BY HILTON SA DOWNTOW | 522.87 | 1270 | RAMIREZ, ROMEO ANTHONY | 625.13 | 338.02 |
| TXTAG 888 468 9824 | 59.59 | 1270 | RAMIREZ, ROMEO ANTHONY | 625.13 | 338.02 |
| WATCHGUARD VIDEO | 287.00 | 1270 | RAMIREZ, ROMEO ANTHONY | 625.13 | 338.02 |
| CITY OF CORPUS CHRISTI | 168.16 | 1270 | RODRIGUEZ, RAUL R | 625.13 | 287.64 |
| HARBOR FREIGHT TOOLS 71 | 29.99 | 1270 | RODRIGUEZ, RAUL R | 625.13 | 287.64 |

Nueces County
Transaction Totals by Department Average
Statement Date(s): 08/28/2019

| Merchant | Amount | Department | Card Holder Name | Average Transaction per Dept | Average Transaction per Cardholder |
|------------------------------|-----------|------------|----------------------------|------------------------------|------------------------------------|
| SOUTHERN TIRE MART | 54.49 | 1270 | RODRIGUEZ, RAUL R | 625.13 | 287.64 |
| THE HOME DEPOT #6584 | 161.38 | 1270 | RODRIGUEZ, RAUL R | 625.13 | 287.64 |
| USPS PO 4820250415 | 2,750.00 | 1270 | RODRIGUEZ, RAUL R | 625.13 | 287.64 |
| AMAZON.COM MA38Q7D21 AMZN | 29.07 | 1270 | CLARK, JAMYE | 625.13 | 264.32 |
| AMZN MKTP US MA5B65M00 | 85.59 | 1270 | CLARK, JAMYE | 625.13 | 264.32 |
| CAMBRIA HOTEL AND SUITES | 1,423.18 | 1270 | CLARK, JAMYE | 625.13 | 264.32 |
| FEDEX 33145146 | 6.73 | 1270 | CLARK, JAMYE | 625.13 | 264.32 |
| HOLIDAY INN | 683.10 | 1270 | CLARK, JAMYE | 625.13 | 264.32 |
| TLO TRANSUNION | 151.20 | 1270 | CLARK, JAMYE | 625.13 | 264.32 |
| CORPUS CHRISTI CALLER | 334.80 | 1270 | MENDOZA, ANNETTE | 625.13 | 207.86 |
| FEDEX 485989733 | 80.92 | 1270 | MENDOZA, ANNETTE | 625.13 | 207.86 |
| AMERICAN SOLUTIONS4 BUS | 1,318.49 | 1121 | MCLEMORE, THERESA C | 527.32 | 665.72 |
| H-E-B #115 | 12.95 | 1121 | MCLEMORE, THERESA C | 527.32 | 665.72 |
| DOUBLETREE HOTELS | 250.52 | 1121 | LITTLE III, TYNER W | 527.32 | 250.52 |
| 1398 COLUMBIA | 17.46 | 4190 | STOVALL, SYLVESTER | 445.43 | 679.98 |
| A & B PLASTICS AND FABRIC | 640.00 | 4190 | STOVALL, SYLVESTER | 445.43 | 679.98 |
| AG PRO SAN ANTONIO 010114 | 329.42 | 4190 | STOVALL, SYLVESTER | 445.43 | 679.98 |
| FERGUSON ENT # 116 | 205.78 | 4190 | STOVALL, SYLVESTER | 445.43 | 679.98 |
| FIVE POINTS AUTO CENTER | 72.78 | 4190 | STOVALL, SYLVESTER | 445.43 | 679.98 |
| GRAINGER | 32.32 | 4190 | STOVALL, SYLVESTER | 445.43 | 679.98 |
| O'REILLY AUTO PARTS 1982 | 5.72 | 4190 | STOVALL, SYLVESTER | 445.43 | 679.98 |
| ROBLES TIRE RECYCLING | 111.68 | 4190 | STOVALL, SYLVESTER | 445.43 | 679.98 |
| THE HOME DEPOT #6564 | 15,978.75 | 4190 | STOVALL, SYLVESTER | 445.43 | 679.98 |
| THE HOME DEPOT 6564 | 884.17 | 4190 | STOVALL, SYLVESTER | 445.43 | 679.98 |
| TRACTOR SUPPLY #333 | 49.27 | 4190 | STOVALL, SYLVESTER | 445.43 | 679.98 |
| WESTERN AUTO ACE HARDWAR | 32.21 | 4190 | STOVALL, SYLVESTER | 445.43 | 679.98 |
| THE HOME DEPOT 6564 | 301.98 | 4190 | SANTOS, MARCELINA V | 445.43 | 301.98 |
| SPL ROBSTOWN HARDWARE COM | 493.33 | 4190 | MONTEMAYOR, ELIZABETH J | 445.43 | 227.37 |
| THE HOME DEPOT #6564 | 366.13 | 4190 | MONTEMAYOR, ELIZABETH J | 445.43 | 227.37 |
| THE HOME DEPOT 6564 | 504.75 | 4190 | MONTEMAYOR, ELIZABETH J | 445.43 | 227.37 |
| BELL FENCE OF CORPUS CHR | 106.66 | 4190 | PAREDEZ, EZEQUIEL | 445.43 | 169.28 |
| FERGUSON ENT # 116 | 376.63 | 4190 | PAREDEZ, EZEQUIEL | 445.43 | 169.28 |
| FIVE POINTS AUTO CENTER | 117.20 | 4190 | PAREDEZ, EZEQUIEL | 445.43 | 169.28 |
| PMI ROBSTOWN | 491.23 | 4190 | PAREDEZ, EZEQUIEL | 445.43 | 169.28 |
| ROBLES TIRE RECYCLING | 234.99 | 4190 | PAREDEZ, EZEQUIEL | 445.43 | 169.28 |
| SHINE ON CAR WASH | 17.00 | 4190 | PAREDEZ, EZEQUIEL | 445.43 | 169.28 |
| THE HOME DEPOT #6564 | 352.69 | 4190 | PAREDEZ, EZEQUIEL | 445.43 | 169.28 |
| THE HOME DEPOT 6584 | 479.56 | 4190 | PAREDEZ, EZEQUIEL | 445.43 | 169.28 |

Nueces County
Transaction Totals by Department Average
Statement Date(s): 08/28/2019

| Merchant | Amount | Department | Card Holder Name | Average Transaction per Dept | Average Transaction per Cardholder |
|---------------------------|----------|------------|-------------------------|------------------------------|------------------------------------|
| WESTERN AUTO ACE HARDWAR | 24.72 | 4190 | PAREDEZ, EZEQUIEL | 445.43 | 169.28 |
| TWC TIME WARNER CABLE | 490.40 | 4190 | HERNANDEZ, JUANITA | 445.43 | 122.60 |
| MRS WOODYS INC | 443.45 | 3840 | SHERWOOD, ROBERT W | 443.45 | 443.45 |
| GALLS | 2,140.00 | 3820 | BRANDON, DONNA D | 332.60 | 912.88 |
| ISLAND TIRE AND AUTOMOTIV | 592.63 | 3820 | BRANDON, DONNA D | 332.60 | 912.88 |
| USPS PO 4820210418 | 6.00 | 3820 | BRANDON, DONNA D | 332.60 | 912.88 |
| APOLLO TOWING EASY RIDER | 75.00 | 3820 | GONZALES, MINERVA S | 332.60 | 75.00 |
| ISLAND TIRE AND AUTOMOTIV | 36.40 | 3820 | BALDERAS, RENE | 332.60 | 36.40 |
| ISLAND TIRE AND AUTOMOTIV | 36.40 | 3820 | HILL, JAMES ROBERT | 332.60 | 36.40 |
| ISLAND TIRE AND AUTOMOTIV | 72.00 | 3820 | MARTINEZ JR, MARCIAL | 332.60 | 36.00 |
| OSS ACADEMY | 35.00 | 3820 | LINDNER, DAVID F | 332.60 | 35.00 |
| USPS PO 4808000343 | 330.00 | 3630 | AUMADA, DEBRA D | 330.00 | 330.00 |
| APL ITUNES.COM/BILL | 25.96 | 1240 | MEDRANO, LARRY JR ROCHA | 301.82 | 492.85 |
| BARNES&NOBLE.COM-BN | 150.03 | 1240 | MEDRANO, LARRY JR ROCHA | 301.82 | 492.85 |
| BEST BUY 00002352 | 140.67 | 1240 | MEDRANO, LARRY JR ROCHA | 301.82 | 492.85 |
| CDW GOVT #TPM9471 | 399.99 | 1240 | MEDRANO, LARRY JR ROCHA | 301.82 | 492.85 |
| CDW GOVT #TPQ4431 | 19.94 | 1240 | MEDRANO, LARRY JR ROCHA | 301.82 | 492.85 |
| GRAYBAR ELECTRIC | 2,509.12 | 1240 | MEDRANO, LARRY JR ROCHA | 301.82 | 492.85 |
| IDU INSIGHT PUBLIC SEC | 3,161.36 | 1240 | MEDRANO, LARRY JR ROCHA | 301.82 | 492.85 |
| AMZN MKTP US MA1NE7SX1 | 18.99 | 1240 | CANALES, BRENDA LEE | 301.82 | 207.68 |
| CC DISPOSAL SERVICE | 78.00 | 1240 | CANALES, BRENDA LEE | 301.82 | 207.68 |
| DTV DIRECTV SERVICE | 54.45 | 1240 | CANALES, BRENDA LEE | 301.82 | 207.68 |
| EVEREST WATER COFFEE | 98.55 | 1240 | CANALES, BRENDA LEE | 301.82 | 207.68 |
| FEDEX 98688480 | 221.94 | 1240 | CANALES, BRENDA LEE | 301.82 | 207.68 |
| GRANDE COMMUNICATIONS | 71.71 | 1240 | CANALES, BRENDA LEE | 301.82 | 207.68 |
| LOGMEIN GOTOMEETING | 147.00 | 1240 | CANALES, BRENDA LEE | 301.82 | 207.68 |
| SP BRYDGE | -151.11 | 1240 | CANALES, BRENDA LEE | 301.82 | 207.68 |
| TWC TIME WARNER CABLE | 3,406.34 | 1240 | CANALES, BRENDA LEE | 301.82 | 207.68 |
| AUTOZONE #1328 | 9.94 | 1240 | SALINAS, ELIZABETH H | 301.82 | 70.25 |
| HABITAT RESTORE | 200.80 | 1240 | SALINAS, ELIZABETH H | 301.82 | 70.25 |
| GRAYBAR ELECTRIC | 121.68 | 1570 | FLORES, RICHARD | 275.35 | 412.46 |
| IN PRO TECH MECHANICAL I | 620.85 | 1570 | FLORES, RICHARD | 275.35 | 412.46 |
| JOHNSON CONTROLS SS | 804.20 | 1570 | FLORES, RICHARD | 275.35 | 412.46 |
| PRO FIRE PROTECTION INC | 725.46 | 1570 | FLORES, RICHARD | 275.35 | 412.46 |
| SUMMIT ELECTRIC SUPPLY | 363.17 | 1570 | FLORES, RICHARD | 275.35 | 412.46 |
| THE HOME DEPOT #6584 | 31.86 | 1570 | FLORES, RICHARD | 275.35 | 412.46 |

Nueces County
Transaction Totals by Department Average
Statement Date(s): 08/28/2019

| Merchant | Amount | Department | Card Holder Name | Average Transaction per Dept | Average Transaction per Cardholder |
|---------------------------|----------|------------|-----------------------|------------------------------|------------------------------------|
| TOTAL PROTECTION SYSTEMS | 220.00 | 1570 | FLORES, RICHARD | 275.35 | 412.46 |
| GRAYBAR ELECTRIC | 245.16 | 1570 | BELTRAN, HECTOR A | 275.35 | 386.96 |
| JOHNSON CONTROLS SS | 2,701.08 | 1570 | BELTRAN, HECTOR A | 275.35 | 386.96 |
| THE HOME DEPOT #6584 | 153.70 | 1570 | BELTRAN, HECTOR A | 275.35 | 386.96 |
| TOTAL PROTECTION SYSTEMS | 517.50 | 1570 | BELTRAN, HECTOR A | 275.35 | 386.96 |
| WORTH HYDROCHEM OF CORPUS | 1,800.00 | 1570 | BELTRAN, HECTOR A | 275.35 | 386.96 |
| A PLUS PLUMBING AND RE | 878.00 | 1570 | CASTILLO, NOE C | 275.35 | 383.72 |
| ASHMORE PAINT CO INC | 1,308.20 | 1570 | CASTILLO, NOE C | 275.35 | 383.72 |
| BINSWANGER GLASS #100 | 494.81 | 1570 | CASTILLO, NOE C | 275.35 | 383.72 |
| COASTAL A.D.S INC. | 211.20 | 1570 | CASTILLO, NOE C | 275.35 | 383.72 |
| CORPUS CHRISTI SAFE AND L | 52.50 | 1570 | CASTILLO, NOE C | 275.35 | 383.72 |
| EVINS GLASS SERVICE | 187.68 | 1570 | CASTILLO, NOE C | 275.35 | 383.72 |
| FAIRWAY SUPPLY INC | 340.78 | 1570 | CASTILLO, NOE C | 275.35 | 383.72 |
| GRAYBAR ELECTRIC | 116.16 | 1570 | CASTILLO, NOE C | 275.35 | 383.72 |
| IN TROYS FENCE | 970.00 | 1570 | CASTILLO, NOE C | 275.35 | 383.72 |
| MCCOYS #17 | 34.62 | 1570 | CASTILLO, NOE C | 275.35 | 383.72 |
| RAPID AIR | 1,330.00 | 1570 | CASTILLO, NOE C | 275.35 | 383.72 |
| THE HOME DEPOT #6564 | 15.41 | 1570 | CASTILLO, NOE C | 275.35 | 383.72 |
| THE HOME DEPOT #6584 | 24.76 | 1570 | CASTILLO, NOE C | 275.35 | 383.72 |
| ZORO TOOLS INC | 942.75 | 1570 | CASTILLO, NOE C | 275.35 | 383.72 |
| AMERICAN FILTRATION | 231.69 | 1570 | SANTA MARIA JR, OSCAR | 275.35 | 377.69 |
| JEANS RESTAURANT SUPPLY | 10.95 | 1570 | SANTA MARIA JR, OSCAR | 275.35 | 377.69 |
| JOHNSON CONTROLS SS | 1,645.80 | 1570 | SANTA MARIA JR, OSCAR | 275.35 | 377.69 |
| ALPHA CARD SYSTEMS LLC | 606.25 | 1570 | HARTUNG, MARY ANNE | 275.35 | 364.00 |
| TWC TIME WARNER CABLE | 121.76 | 1570 | HARTUNG, MARY ANNE | 275.35 | 364.00 |
| ASHMORE PAINT CO INC | 1,409.19 | 1570 | RIOS, BOBBY C | 275.35 | 311.79 |
| C B SALES AND SERVICE | 657.50 | 1570 | RIOS, BOBBY C | 275.35 | 311.79 |
| HARBOR FREIGHT TOOLS 71 | 21.43 | 1570 | RIOS, BOBBY C | 275.35 | 311.79 |
| HUB CITY OVERHEAD DOOR CO | 270.00 | 1570 | RIOS, BOBBY C | 275.35 | 311.79 |
| JOHNSTONE SPLY AT CORPUS | 28.06 | 1570 | RIOS, BOBBY C | 275.35 | 311.79 |
| OFFICE DEPOT #468 | 14.27 | 1570 | RIOS, BOBBY C | 275.35 | 311.79 |
| THE HOME DEPOT #6584 | 46.06 | 1570 | RIOS, BOBBY C | 275.35 | 311.79 |
| TOTAL MAINTENANCE SOLUTIO | 1,606.74 | 1570 | RIOS, BOBBY C | 275.35 | 311.79 |
| AAA AIR CONDITIONING | 229.00 | 1570 | CRUTCHFIELD, ROCKY J | 275.35 | 289.12 |
| GRAINGER | 179.84 | 1570 | CRUTCHFIELD, ROCKY J | 275.35 | 289.12 |
| IN SALINAS IRRIGATION IN | 75.00 | 1570 | CRUTCHFIELD, ROCKY J | 275.35 | 289.12 |
| IN TROYS FENCE | 975.00 | 1570 | CRUTCHFIELD, ROCKY J | 275.35 | 289.12 |
| MINIT MAN #3 | 51.97 | 1570 | CRUTCHFIELD, ROCKY J | 275.35 | 289.12 |
| PAW DEPENDABLE AIRE | 420.00 | 1570 | CRUTCHFIELD, ROCKY J | 275.35 | 289.12 |
| SUMMIT ELECTRIC SUPPLY | 332.66 | 1570 | CRUTCHFIELD, ROCKY J | 275.35 | 289.12 |

Nueces County
Transaction Totals by Department Average
Statement Date(s): 08/28/2019

| Merchant | Amount | Department | Card Holder Name | Average Transaction per Dept | Average Transaction per Cardholder |
|---------------------------|----------|------------|---------------------------|------------------------------|------------------------------------|
| THE HOME DEPOT #6584 | 263.93 | 1570 | CRUTCHFIELD, ROCKY J | 275.35 | 289.12 |
| THE HOME DEPOT 6584 | 91.98 | 1570 | CRUTCHFIELD, ROCKY J | 275.35 | 289.12 |
| WORTH HYDROCHEM OF CORPUS | 850.00 | 1570 | CRUTCHFIELD, ROCKY J | 275.35 | 289.12 |
| MAACO | 443.74 | 1570 | LUGO III, ROBERT CARLOS | 275.35 | 238.55 |
| NSC NORTHERN SAFETY CO | 33.36 | 1570 | LUGO III, ROBERT CARLOS | 275.35 | 238.55 |
| AMAZON.COM MA3PN1BE2 AMZN | 29.43 | 1570 | HOGWOOD, CHARLES EUGENE | 275.35 | 154.21 |
| AMAZON.COM MA8MH3PP1 AMZN | 125.87 | 1570 | HOGWOOD, CHARLES EUGENE | 275.35 | 154.21 |
| AMAZON.COM MA8NL2HH2 AMZN | 20.28 | 1570 | HOGWOOD, CHARLES EUGENE | 275.35 | 154.21 |
| AMAZON.COM MO9WE0N40 AMZN | 35.41 | 1570 | HOGWOOD, CHARLES EUGENE | 275.35 | 154.21 |
| AMZN MKTP US MA6P86UU2 | 17.63 | 1570 | HOGWOOD, CHARLES EUGENE | 275.35 | 154.21 |
| GRAINGER | 122.55 | 1570 | HOGWOOD, CHARLES EUGENE | 275.35 | 154.21 |
| GRAYBAR ELECTRIC | 1,521.28 | 1570 | HOGWOOD, CHARLES EUGENE | 275.35 | 154.21 |
| JOHNSTONE SPLY AT CORPUS | 26.28 | 1570 | HOGWOOD, CHARLES EUGENE | 275.35 | 154.21 |
| SHEINBERG TOOL CO. INC. | 66.48 | 1570 | HOGWOOD, CHARLES EUGENE | 275.35 | 154.21 |
| THE HOME DEPOT #6584 | 39.51 | 1570 | HOGWOOD, CHARLES EUGENE | 275.35 | 154.21 |
| C.C. BATTERY COMPANY | 195.00 | 1570 | PALACIOS JR, NICK | 275.35 | 110.54 |
| SPL ROBSTOWN HARDWARE COM | 27.18 | 1570 | PALACIOS JR, NICK | 275.35 | 110.54 |
| WESTERN AUTO ACE HARDWAR | 109.45 | 1570 | PALACIOS JR, NICK | 275.35 | 110.54 |
| A & B PLASTICS AND FABRIC | 120.70 | 1570 | PERALES, ERNESTO GALLEGOS | 275.35 | 91.54 |
| ASHMORE PAINT CO INC | 15.50 | 1570 | PERALES, ERNESTO GALLEGOS | 275.35 | 91.54 |
| CC STAMP WORKS INC | 280.00 | 1570 | PERALES, ERNESTO GALLEGOS | 275.35 | 91.54 |
| CORPUS CHRISTI SAFE AND L | 277.00 | 1570 | PERALES, ERNESTO GALLEGOS | 275.35 | 91.54 |
| GILL LANDSCAPE NURSERY | 100.00 | 1570 | PERALES, ERNESTO GALLEGOS | 275.35 | 91.54 |
| SECURETECH | 135.00 | 1570 | PERALES, ERNESTO GALLEGOS | 275.35 | 91.54 |
| SERVPRO OF CORPUS CHRISTI | 485.00 | 1570 | PERALES, ERNESTO GALLEGOS | 275.35 | 91.54 |
| THE HOME DEPOT #6584 | 51.52 | 1570 | PERALES, ERNESTO GALLEGOS | 275.35 | 91.54 |
| OREILLY AUTO #0445 | 70.61 | 1570 | CHERRY III, NED | 275.35 | 70.61 |
| ROBLES TIRE RECYCLING | 10.00 | 1570 | SAIZ, REYMUNDO | 275.35 | 18.94 |

Nueces County
Transaction Totals by Department Average
Statement Date(s): 08/28/2019

| Merchant | Amount | Department | Card Holder Name | Average Transaction per Dept | Average Transaction per Cardholder |
|------------------------------|----------|------------|------------------------------|------------------------------|------------------------------------|
| THE HOME DEPOT #6564 | 27.88 | 1570 | SAIZ, REYMUNDO | 275.35 | 18.94 |
| CC CALLER-TIMES | 7.46 | 1122 | BEDIA, MARIA MAGDALENA | 264.76 | 264.76 |
| DOUBLETREE SUITES ASTN | 924.48 | 1122 | BEDIA, MARIA MAGDALENA | 264.76 | 264.76 |
| FEDEX 98662785 | 93.84 | 1122 | BEDIA, MARIA MAGDALENA | 264.76 | 264.76 |
| GLOBAL LEADERSHIP NETW | 298.00 | 1122 | BEDIA, MARIA MAGDALENA | 264.76 | 264.76 |
| FRANCOS GARAGE | 718.00 | 3850 | RAMOS JR, ROBERTO | 262.38 | 718.00 |
| HOT ROD RUDYS | 478.40 | 3850 | PEREZ, EFRAIN | 262.38 | 478.40 |
| ASTROMATIC CAR WASH ROBST | 62.00 | 3850 | MARTIN, VANESSA | 262.38 | 94.47 |
| OREILLY AUTO #1982 | 31.22 | 3850 | MARTIN, VANESSA | 262.38 | 94.47 |
| TRACTOR SUPPLY #333 | 270.95 | 3850 | MARTIN, VANESSA | 262.38 | 94.47 |
| USPS PO 4876650380 | 13.70 | 3850 | MARTIN, VANESSA | 262.38 | 94.47 |
| DOUBLETREE HOTELS | 3,001.50 | 1160 | MARTINEZ, JUAN D | 252.85 | 375.19 |
| JWLEHMAN GROUP LLC | 357.00 | 1160 | HERNANDEZ III, LORENZO | 252.85 | 119.00 |
| TEXAS ASSOCIATION OF C | 175.00 | 1160 | QUINTANILLA, ELIZABETH | 252.85 | 60.46 |
| TXDPS CRIME RECS | 6.39 | 1160 | QUINTANILLA, ELIZABETH | 252.85 | 60.46 |
| GREATSTATE TRANSMISSIONS | 2,724.08 | 3700 | WORTHINGTON, JAY A | 214.95 | 1,385.23 |
| OFFICE DEPOT #468 | 46.38 | 3700 | WORTHINGTON, JAY A | 214.95 | 1,385.23 |
| FREDPRYOR CAREERTRACK | 1,251.00 | 3700 | PEREZ, DANIEL T | 214.95 | 1,251.00 |
| ARNOLD OIL COMPANY | 26.48 | 3700 | ARANDA, JUAN JOSE | 214.95 | 525.28 |
| DTV DIRECTV SERVICE | 482.72 | 3700 | ARANDA, JUAN JOSE | 214.95 | 525.28 |
| HOMEDEPOT.COM | 1,859.02 | 3700 | ARANDA, JUAN JOSE | 214.95 | 525.28 |
| INTERSTATE BATTERIES | 258.20 | 3700 | ARANDA, JUAN JOSE | 214.95 | 525.28 |
| CORPUS CHRISTI SAFE AND L | 196.00 | 3700 | WILLOUGHBY III, WILLIAM F | 214.95 | 363.28 |
| DAILY WELLS COMMUNICATIO | 618.00 | 3700 | WILLOUGHBY III, WILLIAM F | 214.95 | 363.28 |
| GALLS | 25.30 | 3700 | WILLOUGHBY III, WILLIAM F | 214.95 | 363.28 |
| GALVANS PAINT & BODY LLC | 1,420.90 | 3700 | WILLOUGHBY III, WILLIAM F | 214.95 | 363.28 |
| H&L DISCOUNT OIL CO | 618.62 | 3700 | WILLOUGHBY III, WILLIAM F | 214.95 | 363.28 |
| OFFICE DEPOT #468 | 114.52 | 3700 | WILLOUGHBY III, WILLIAM F | 214.95 | 363.28 |
| SHAFFER'S MUFFLER & AUTO | 14.00 | 3700 | WILLOUGHBY III, WILLIAM F | 214.95 | 363.28 |
| ZAM AUTOMOTIVE | 1,351.99 | 3700 | WILLOUGHBY III, WILLIAM F | 214.95 | 363.28 |
| AXON | 612.00 | 3700 | MARTINEZ JR, ROLAND | 214.95 | 297.86 |
| COOPERS COLLISION CENTER | 387.50 | 3700 | MARTINEZ JR, ROLAND | 214.95 | 297.86 |
| EVIDENT INC | 184.95 | 3700 | MARTINEZ JR, ROLAND | 214.95 | 297.86 |

Nueces County
Transaction Totals by Department Average
Statement Date(s): 08/28/2019

| Merchant | Amount | Department | Card Holder Name | Average Transaction per Dept | Average Transaction per Cardholder |
|---------------------------|--------|------------|--------------------------|------------------------------|------------------------------------|
| GOODYEAR TIRE #4739 | 688.44 | 3700 | MARTINEZ JR, ROLAND | 214.95 | 297.86 |
| GRAINGER | 212.10 | 3700 | MARTINEZ JR, ROLAND | 214.95 | 297.86 |
| GOODYEAR TIRE #4739 | 516.33 | 3700 | MARTINEZ, MARCUS D | 214.95 | 258.16 |
| LLRMI | 590.00 | 3700 | MARTINEZ, CYNTHIA LAURA | 214.95 | 236.46 |
| OFFICE DEPOT #468 | 93.41 | 3700 | MARTINEZ, CYNTHIA LAURA | 214.95 | 236.46 |
| OSO CREEK A H #630 | 498.88 | 3700 | MARTINEZ, CYNTHIA LAURA | 214.95 | 236.46 |
| ANNAVILLE MUFFLER AND | 421.02 | 3700 | GONZALES, RUDY GUZMAN | 214.95 | 198.81 |
| GULF COAST MARINE INC. | 246.46 | 3700 | GONZALES, RUDY GUZMAN | 214.95 | 198.81 |
| MARKER 37 LLC | 127.76 | 3700 | GONZALES, RUDY GUZMAN | 214.95 | 198.81 |
| RED CROSS TRNG & PROD | 720.00 | 3700 | LEAL, ROBERT | 214.95 | 180.00 |
| TCOLE EVENT REG | 153.63 | 3700 | GONZALEZ, JOSE ALFREDO | 214.95 | 153.63 |
| TCOLE EVENT REG | 153.63 | 3700 | RIOS, MONICA VILLAGOMEZ | 214.95 | 151.82 |
| TDCAA | 150.00 | 3700 | RIOS, MONICA VILLAGOMEZ | 214.95 | 151.82 |
| ANNAVILLE MUFFLER AND | 130.28 | 3700 | WOOD, ERIC | 214.95 | 110.74 |
| MARKER 37 MARINA | 91.21 | 3700 | WOOD, ERIC | 214.95 | 110.74 |
| APOLLO TOWING EASY RIDER | 100.00 | 3700 | CAMPOS, FRANCISCO | 214.95 | 109.48 |
| INTERSTATE BATTERIES | 118.95 | 3700 | CAMPOS, FRANCISCO | 214.95 | 109.48 |
| HOLIDAY INN EXPRESS & SU | 212.44 | 3700 | GARZA, DANIEL V | 214.95 | 106.22 |
| PETCO 1425 63514251 | 105.98 | 3700 | DORR, CHRISTOPHER EMBERT | 214.95 | 105.98 |
| FLEET MANAGEMENT SOLUTNS | 96.00 | 3700 | BOLTZ, PATRICIA | 214.95 | 96.00 |
| HOLIDAY INN EXPRESS | 424.88 | 3700 | MANUEL, DON LONZO | 214.95 | 88.52 |
| WHATABURGER 570 Q26 | 17.70 | 3700 | MANUEL, DON LONZO | 214.95 | 88.52 |
| ANNAVILLE MUFFLER AND | 7.00 | 3700 | WALLING, RYAN L | 214.95 | 81.47 |
| SANTA FE ANIMAL HOSPITAL | 189.42 | 3700 | WALLING, RYAN L | 214.95 | 81.47 |
| TRACTOR SUPPLY #1121 | 47.99 | 3700 | WALLING, RYAN L | 214.95 | 81.47 |
| DTV DIRECTV SERVICE | 79.14 | 3700 | GALVAN, JOHN A | 214.95 | 79.14 |
| OFFICE DEPOT #468 | 54.99 | 3700 | NUNEZ, EDUARDO | 214.95 | 74.32 |
| TDCAA | 150.00 | 3700 | NUNEZ, EDUARDO | 214.95 | 74.32 |
| THE HOME DEPOT #6584 | 17.96 | 3700 | NUNEZ, EDUARDO | 214.95 | 74.32 |
| CORNER STORE 0939 | 3.24 | 3700 | VICKERS, RUSSELL BLAIR | 214.95 | 66.53 |
| DAIRY QUEEN OZONA #12423 | 7.32 | 3700 | VICKERS, RUSSELL BLAIR | 214.95 | 66.53 |
| HOLIDAY INN EXPRESS & SU | 316.38 | 3700 | VICKERS, RUSSELL BLAIR | 214.95 | 66.53 |
| MCDONALD'S F36149 | 5.73 | 3700 | VICKERS, RUSSELL BLAIR | 214.95 | 66.53 |
| CORPUS CHRISTI SAFE AND L | 110.00 | 3700 | GARCIA, LAURA N | 214.95 | 63.76 |
| GOODYEAR A.S.C. #4738 | 172.11 | 3700 | GARCIA, LAURA N | 214.95 | 63.76 |
| GRAND HYATT SAN ANTONIO | -27.05 | 3700 | GARCIA, LAURA N | 214.95 | 63.76 |
| GRAND HYATT SAN ANTONIO | 21.66 | 3700 | FLORES, MARIA A | 214.95 | 60.80 |

Nueces County
Transaction Totals by Department Average
Statement Date(s): 08/28/2019

| Merchant | Amount | Department | Card Holder Name | Average Transaction per Dept | Average Transaction per Cardholder |
|---------------------------|----------|------------|------------------------|------------------------------|------------------------------------|
| NOTARIES.COM | 99.95 | 3700 | FLORES, MARIA A | 214.95 | 60.80 |
| AMERICAN DETAIL SUPPLY | 143.00 | 3700 | RODRIGUEZ, NATIVIDAD | 214.95 | 59.93 |
| ARNOLD OIL COMPANY | 40.20 | 3700 | RODRIGUEZ, NATIVIDAD | 214.95 | 59.93 |
| AUTOZONE #1344 | 59.98 | 3700 | RODRIGUEZ, NATIVIDAD | 214.95 | 59.93 |
| DISCOUNT-TIRE-CO TXC-05 | 111.00 | 3700 | RODRIGUEZ, NATIVIDAD | 214.95 | 59.93 |
| HARBOR FREIGHT TOOLS 71 | 32.97 | 3700 | RODRIGUEZ, NATIVIDAD | 214.95 | 59.93 |
| HORIZON DIST - H263 | 91.00 | 3700 | RODRIGUEZ, NATIVIDAD | 214.95 | 59.93 |
| OREILLY AUTO #0635 | 61.19 | 3700 | RODRIGUEZ, NATIVIDAD | 214.95 | 59.93 |
| GALLS | 76.25 | 3700 | CALZADA, ALLON | 214.95 | 57.61 |
| NICHOLS GUNS | 38.97 | 3700 | CALZADA, ALLON | 214.95 | 57.61 |
| BROOKS TIRE INC | 20.00 | 3700 | ROSENBAUM, SYLVIA A | 214.95 | 46.50 |
| GULF COAST PAPER COM | 75.36 | 3700 | ROSENBAUM, SYLVIA A | 214.95 | 46.50 |
| THE HOME DEPOT #6584 | 69.96 | 3700 | ROSENBAUM, SYLVIA A | 214.95 | 46.50 |
| WM SUPERCENTER #470 | 20.66 | 3700 | ROSENBAUM, SYLVIA A | 214.95 | 46.50 |
| DAILY WELLS COMMUNICATIO | 34.00 | 3700 | MARTINEZ, JOHN MATTHEW | 214.95 | 34.00 |
| ANNAVILLE MUFFLER AND | 7.00 | 3700 | KING, MARILYN J | 214.95 | 7.00 |
| CHICK-FIL-A #01531 | 6.92 | 3700 | BURNS, MELISSA LYNN | 214.95 | 6.92 |
| HOMEDEPOT.COM | 732.69 | 0180 | STONE, MICHAEL STEVEN | 207.09 | 499.89 |
| JAMES MATHIS EXXON | 1,796.85 | 0180 | STONE, MICHAEL STEVEN | 207.09 | 499.89 |
| LOWES #02506 | 17.28 | 0180 | STONE, MICHAEL STEVEN | 207.09 | 499.89 |
| MCCOYS #29 | 847.00 | 0180 | STONE, MICHAEL STEVEN | 207.09 | 499.89 |
| PORT ARANSAS HARDWARE | 4.64 | 0180 | STONE, MICHAEL STEVEN | 207.09 | 499.89 |
| THE HOME DEPOT #0526 | 77.88 | 0180 | STONE, MICHAEL STEVEN | 207.09 | 499.89 |
| ZARSKY LUMBER-PORT A | 22.88 | 0180 | STONE, MICHAEL STEVEN | 207.09 | 499.89 |
| D & C FENCE CO. INC | 990.00 | 0180 | SCOTT, ALANA KAY | 207.09 | 423.36 |
| LOWES #01825 | 949.00 | 0180 | SCOTT, ALANA KAY | 207.09 | 423.36 |
| MOMAR INC | 707.38 | 0180 | SCOTT, ALANA KAY | 207.09 | 423.36 |
| NORTH PADRE HARDWARE | 26.99 | 0180 | SCOTT, ALANA KAY | 207.09 | 423.36 |
| PAYPAL FIRESAFETY2 | 204.00 | 0180 | SCOTT, ALANA KAY | 207.09 | 423.36 |
| PAYPAL GRAPPLERSIN | 326.88 | 0180 | SCOTT, ALANA KAY | 207.09 | 423.36 |
| PETROLEUM SOLUTIONS INC | 1,156.49 | 0180 | SCOTT, ALANA KAY | 207.09 | 423.36 |
| SAMS CLUB #8267 | 499.94 | 0180 | SCOTT, ALANA KAY | 207.09 | 423.36 |
| SAMSCLUB #8267 | -158.23 | 0180 | SCOTT, ALANA KAY | 207.09 | 423.36 |
| SOUTHERN TIRE MART | 1,224.65 | 0180 | SCOTT, ALANA KAY | 207.09 | 423.36 |
| EAGLE LOCK AND KEY | 97.95 | 0180 | AGUILAR, ROBERT MARIO | 207.09 | 149.51 |
| EXXONMOBIL 45362076 | 486.75 | 0180 | AGUILAR, ROBERT MARIO | 207.09 | 149.51 |
| GULF COAST REPAIR | 432.38 | 0180 | AGUILAR, ROBERT MARIO | 207.09 | 149.51 |
| HOLT CAT CORPUS - MC | 493.09 | 0180 | AGUILAR, ROBERT MARIO | 207.09 | 149.51 |
| ISLAND TIRE AND AUTOMOTIV | 30.00 | 0180 | AGUILAR, ROBERT MARIO | 207.09 | 149.51 |
| LOWES #01825 | 45.41 | 0180 | AGUILAR, ROBERT MARIO | 207.09 | 149.51 |

Nueces County
Transaction Totals by Department Average
Statement Date(s): 08/28/2019

| Merchant | Amount | Department | Card Holder Name | Average Transaction per Dept | Average Transaction per Cardholder |
|---------------------------|--------|------------|-------------------------|------------------------------|------------------------------------|
| LUBRICATION STATION | 137.94 | 0180 | AGUILAR, ROBERT MARIO | 207.09 | 149.51 |
| NORTH PADRE HARDWARE | 916.13 | 0180 | AGUILAR, ROBERT MARIO | 207.09 | 149.51 |
| OREILLY AUTO #1687 | 54.46 | 0180 | AGUILAR, ROBERT MARIO | 207.09 | 149.51 |
| SQ BURKHOLDER ELEC | 175.00 | 0180 | AGUILAR, ROBERT MARIO | 207.09 | 149.51 |
| THE HOME DEPOT #0526 | 79.97 | 0180 | AGUILAR, ROBERT MARIO | 207.09 | 149.51 |
| ZARSKY LUMBER-PORT A | 190.70 | 0180 | AGUILAR, ROBERT MARIO | 207.09 | 149.51 |
| DISCOUNT AUTO 2 | 160.40 | 0180 | GALVAN JR, ANTONIO | 207.09 | 115.02 |
| DISCOUNT-TIRE-CO TXC-05 | 459.50 | 0180 | GALVAN JR, ANTONIO | 207.09 | 115.02 |
| EWALD KUBOTA - CORPUS CHR | 67.49 | 0180 | GALVAN JR, ANTONIO | 207.09 | 115.02 |
| GOODYEAR A.S.C. #4738 | 101.60 | 0180 | GALVAN JR, ANTONIO | 207.09 | 115.02 |
| LOWES #01825 | 65.88 | 0180 | GALVAN JR, ANTONIO | 207.09 | 115.02 |
| LOWES #02506 | 123.95 | 0180 | GALVAN JR, ANTONIO | 207.09 | 115.02 |
| NORTHERN TOOL + EQUIP | 180.99 | 0180 | GALVAN JR, ANTONIO | 207.09 | 115.02 |
| PORT ARANSAS HARDWARE | 119.25 | 0180 | GALVAN JR, ANTONIO | 207.09 | 115.02 |
| SQ TEXAS SIGN EXPR | 240.00 | 0180 | GALVAN JR, ANTONIO | 207.09 | 115.02 |
| THE HOME DEPOT #0526 | 136.98 | 0180 | GALVAN JR, ANTONIO | 207.09 | 115.02 |
| ZARSKY LUMBER-PORT A | 69.29 | 0180 | GALVAN JR, ANTONIO | 207.09 | 115.02 |
| FERGUSON ENT # 116 | 99.99 | 0180 | CRONIN, RONALD MICHAEL | 207.09 | 88.64 |
| LOWES #01825 | 724.90 | 0180 | CRONIN, RONALD MICHAEL | 207.09 | 88.64 |
| MG BUILDING CORPUS CHRIS | 529.88 | 0180 | CRONIN, RONALD MICHAEL | 207.09 | 88.64 |
| NORTH PADRE HARDWARE | 222.95 | 0180 | CRONIN, RONALD MICHAEL | 207.09 | 88.64 |
| NORTHERN TOOL + EQUIP | 100.98 | 0180 | CRONIN, RONALD MICHAEL | 207.09 | 88.64 |
| THE HOME DEPOT #0526 | 182.64 | 0180 | CRONIN, RONALD MICHAEL | 207.09 | 88.64 |
| 6750 DOMINOS PIZZA | 80.05 | 1120 | TURNER, MARGARET MARY | 205.89 | 350.02 |
| BELLA BISTRO | 880.00 | 1120 | TURNER, MARGARET MARY | 205.89 | 350.02 |
| MARCO & CO. CATERING | 90.00 | 1120 | TURNER, MARGARET MARY | 205.89 | 350.02 |
| SOUTHWES 5262106465994 | 553.96 | 1120 | CANALES, BARBARA ANN | 205.89 | 119.42 |
| UBER TRIP | 67.13 | 1120 | CANALES, BARBARA ANN | 205.89 | 119.42 |
| UNITED 0161522585490 | -24.00 | 1120 | CANALES, BARBARA ANN | 205.89 | 119.42 |
| UNITED 0161526451193 | 0.00 | 1120 | CANALES, BARBARA ANN | 205.89 | 119.42 |
| OMNI SAN DIEGO FRONT D | 180.35 | 1125 | EVEREST, TIMOTHY EDWARD | 197.68 | 197.68 |
| PEAVEY CORP. | 215.00 | 1125 | EVEREST, TIMOTHY EDWARD | 197.68 | 197.68 |
| CORPUS CHRISTI FORD | 644.68 | 3092 | DIAZ JR, DONACIANO R | 196.12 | 261.14 |
| GREYHOUND LINES 6855 | 91.60 | 3092 | DIAZ JR, DONACIANO R | 196.12 | 261.14 |
| NAYLOR'S FARM & RANCH SUP | 43.32 | 3092 | DIAZ JR, DONACIANO R | 196.12 | 261.14 |
| VIP CAR WASH & SUPER | 526.10 | 3092 | DIAZ JR, DONACIANO R | 196.12 | 261.14 |
| AN CHEVROLET N CORPUS | 876.86 | 3092 | HINOJOSA, VICTOR A | 196.12 | 169.80 |
| APOLLO TOWING EASY RIDER | 110.00 | 3092 | HINOJOSA, VICTOR A | 196.12 | 169.80 |
| GREYHOUND LINES 6855 | 90.80 | 3092 | HINOJOSA, VICTOR A | 196.12 | 169.80 |
| S. TEXAS ALL BATTERY | 125.95 | 3092 | HINOJOSA, VICTOR A | 196.12 | 169.80 |

Nueces County
Transaction Totals by Department Average
Statement Date(s): 08/28/2019

| Merchant | Amount | Department | Card Holder Name | Average Transaction per Dept | Average Transaction per Cardholder |
|---------------------------|----------|------------|-----------------------------|------------------------------|------------------------------------|
| UNIVAR USA INC. | 59.35 | 3092 | HINOJOSA, VICTOR A | 196.12 | 169.80 |
| UPS (800) 811-1648 | 95.43 | 3092 | HINOJOSA, VICTOR A | 196.12 | 169.80 |
| UNIVAR USA INC. | 81.57 | 3092 | FLORES, MICHAEL ANTHONY | 196.12 | 81.57 |
| 4TE GEXA ENERGY | 150.00 | 4110 | HERRERA, VERONICA ELIZABETH | 187.80 | 195.86 |
| AMBIT TEXAS LLC | 171.12 | 4110 | HERRERA, VERONICA ELIZABETH | 187.80 | 195.86 |
| AMIGO ENERGY | 150.00 | 4110 | HERRERA, VERONICA ELIZABETH | 187.80 | 195.86 |
| CITY OF CORPUS CHRISTI | 3,549.41 | 4110 | HERRERA, VERONICA ELIZABETH | 187.80 | 195.86 |
| CORPUS CHRISTI FUNERAL | 573.50 | 4110 | HERRERA, VERONICA ELIZABETH | 187.80 | 195.86 |
| ENTRUST ENERGY | 228.89 | 4110 | HERRERA, VERONICA ELIZABETH | 187.80 | 195.86 |
| FSI CPL RETAIL | 829.19 | 4110 | HERRERA, VERONICA ELIZABETH | 187.80 | 195.86 |
| FSI DIRECT ENERGY | 150.00 | 4110 | HERRERA, VERONICA ELIZABETH | 187.80 | 195.86 |
| FSI FIRST CHOICE POWER | 150.00 | 4110 | HERRERA, VERONICA ELIZABETH | 187.80 | 195.86 |
| GUARDIAN FUNERAL HOME & C | 1,842.00 | 4110 | HERRERA, VERONICA ELIZABETH | 187.80 | 195.86 |
| HERITAGE POWER | 262.26 | 4110 | HERRERA, VERONICA ELIZABETH | 187.80 | 195.86 |
| JUST ENERGY | 344.03 | 4110 | HERRERA, VERONICA ELIZABETH | 187.80 | 195.86 |
| LIFEENERGY LLC | 213.31 | 4110 | HERRERA, VERONICA ELIZABETH | 187.80 | 195.86 |
| PAW ALL FAITH CREMATION | 1,942.00 | 4110 | HERRERA, VERONICA ELIZABETH | 187.80 | 195.86 |
| RELIANT ENERGY | 1,597.43 | 4110 | HERRERA, VERONICA ELIZABETH | 187.80 | 195.86 |
| ROBSTOWN UTILITY SYSTEMS | 488.89 | 4110 | HERRERA, VERONICA ELIZABETH | 187.80 | 195.86 |
| STREAM ENERGY/EZ-PAY | 458.85 | 4110 | HERRERA, VERONICA ELIZABETH | 187.80 | 195.86 |
| TREVINO FUNERAL HOME | 1,842.00 | 4110 | HERRERA, VERONICA ELIZABETH | 187.80 | 195.86 |
| TXU BILL PAYMENT | 1,813.79 | 4110 | HERRERA, VERONICA ELIZABETH | 187.80 | 195.86 |
| UNITY CHAPEL FUNERAL | 921.00 | 4110 | HERRERA, VERONICA ELIZABETH | 187.80 | 195.86 |
| USR-ELECTRIC BILL | 150.00 | 4110 | HERRERA, VERONICA ELIZABETH | 187.80 | 195.86 |
| VETERAN ENERGY LLC | 88.30 | 4110 | HERRERA, VERONICA ELIZABETH | 187.80 | 195.86 |
| XOOM ENERGY TEXAS | 298.94 | 4110 | HERRERA, VERONICA ELIZABETH | 187.80 | 195.86 |

Nueces County
Transaction Totals by Department Average
Statement Date(s): 08/28/2019

| Merchant | Amount | Department | Card Holder Name | Average Transaction per Dept | Average Transaction per Cardholder |
|---------------------------|-----------|------------|-------------------------------|------------------------------|------------------------------------|
| AMBIT TEXAS LLC | 321.49 | 4110 | HANDY, RACHEL | 187.80 | 189.19 |
| AMIGO ENERGY | 126.37 | 4110 | HANDY, RACHEL | 187.80 | 189.19 |
| CITY OF BISHOP UTILITIES | 137.66 | 4110 | HANDY, RACHEL | 187.80 | 189.19 |
| CITY OF CORPUS CHRISTI | 1,499.44 | 4110 | HANDY, RACHEL | 187.80 | 189.19 |
| CONSERVICE | 669.95 | 4110 | HANDY, RACHEL | 187.80 | 189.19 |
| CORPUS CHRISTI FUNERAL | 1,677.00 | 4110 | HANDY, RACHEL | 187.80 | 189.19 |
| ENTRUST ENERGY | 296.42 | 4110 | HANDY, RACHEL | 187.80 | 189.19 |
| FSI CENTERPOINT ENERGY | 15.09 | 4110 | HANDY, RACHEL | 187.80 | 189.19 |
| FSI CPL RETAIL | 377.64 | 4110 | HANDY, RACHEL | 187.80 | 189.19 |
| FSI FIRST CHOICE POWER | 150.00 | 4110 | HANDY, RACHEL | 187.80 | 189.19 |
| GOVERNMENT PAYMENTS | 6.00 | 4110 | HANDY, RACHEL | 187.80 | 189.19 |
| GUARDIAN FUNERAL HOME & C | 821.00 | 4110 | HANDY, RACHEL | 187.80 | 189.19 |
| HERITAGE POWER | 150.00 | 4110 | HANDY, RACHEL | 187.80 | 189.19 |
| JUST ENERGY | 150.00 | 4110 | HANDY, RACHEL | 187.80 | 189.19 |
| NUECES COUNTY WATER DISTR | 817.71 | 4110 | HANDY, RACHEL | 187.80 | 189.19 |
| NUECES ELECTRIC COOP | 984.00 | 4110 | HANDY, RACHEL | 187.80 | 189.19 |
| RELIANT ENERGY | 150.00 | 4110 | HANDY, RACHEL | 187.80 | 189.19 |
| ROBSTOWN UTILITY SYSTEMS | 11,032.25 | 4110 | HANDY, RACHEL | 187.80 | 189.19 |
| STREAM ENERGY/EZ-PAY | 152.95 | 4110 | HANDY, RACHEL | 187.80 | 189.19 |
| TRIEAGLE ENERGY LP | 106.69 | 4110 | HANDY, RACHEL | 187.80 | 189.19 |
| TXU BILL PAYMENT | 1,512.73 | 4110 | HANDY, RACHEL | 187.80 | 189.19 |
| USR-ELECTRIC BILL | 150.00 | 4110 | HANDY, RACHEL | 187.80 | 189.19 |
| V247 POWER CORPORATION | 25.00 | 4110 | HANDY, RACHEL | 187.80 | 189.19 |
| VIOLETWATERSUPPLY VCN | 88.71 | 4110 | HANDY, RACHEL | 187.80 | 189.19 |
| XOOM ENERGY TEXAS | 150.00 | 4110 | HANDY, RACHEL | 187.80 | 189.19 |
| FSI CPL RETAIL | 366.32 | 4110 | SANCHEZ, ERMELINDA TREVINO | 187.80 | 148.34 |
| NUECES COUNTY WATER DISTR | 343.25 | 4110 | SANCHEZ, ERMELINDA TREVINO | 187.80 | 148.34 |
| ROBSTOWN UTILITY SYSTEMS | 2,360.35 | 4110 | SANCHEZ, ERMELINDA TREVINO | 187.80 | 148.34 |
| TXU BILL PAYMENT | 341.94 | 4110 | SANCHEZ, ERMELINDA TREVINO | 187.80 | 148.34 |
| JOHNSON CONTROLS SS | 1,593.40 | 0120 | DESAI, DIPAK VIJAYKUMAR | 182.34 | 1,593.40 |
| 3 C INDUSTRIAL LLC | 4,530.00 | 0120 | MORENO, YOLANDA | 182.34 | 903.66 |
| NFPA NATL FIRE PROTECT | 175.00 | 0120 | MORENO, YOLANDA | 182.34 | 903.66 |
| OFFICE DEPOT #468 | 19.29 | 0120 | MORENO, YOLANDA | 182.34 | 903.66 |
| SP SPECIALISTID.COM | 387.20 | 0120 | MORENO, YOLANDA | 182.34 | 903.66 |
| THE FRAME UP | 310.50 | 0120 | MORENO, YOLANDA | 182.34 | 903.66 |
| HELENA 25041 | 599.00 | 0120 | YBARRA, EDUARDO C | 182.34 | 542.00 |
| WILBUR ELLIS TAFT | 485.00 | 0120 | YBARRA, EDUARDO C | 182.34 | 542.00 |

Nueces County
Transaction Totals by Department Average
Statement Date(s): 08/28/2019

| Merchant | Amount | Department | Card Holder Name | Average Transaction per Dept | Average Transaction per Cardholder |
|---------------------------|----------|------------|-----------------------|------------------------------|------------------------------------|
| CITY OF CORPUS CHRISTI | 62.00 | 0120 | ORTIZ, CIPRIANO | 182.34 | 298.37 |
| KEGCO INC | 280.35 | 0120 | ORTIZ, CIPRIANO | 182.34 | 298.37 |
| O'REILLY AUTO PARTS 635 | 32.99 | 0120 | ORTIZ, CIPRIANO | 182.34 | 298.37 |
| SOUTHERN TIRE MART | 2,608.39 | 0120 | ORTIZ, CIPRIANO | 182.34 | 298.37 |
| CBS RENTAL & SUPPLY | 237.40 | 0120 | HERNANDEZ, NOE C | 182.34 | 237.40 |
| C.C. BATTERY COMPANY | 167.50 | 0120 | CISNEROS, SIMON G | 182.34 | 165.16 |
| EWALD KUBOTA - CORPUS CHR | 823.57 | 0120 | CISNEROS, SIMON G | 182.34 | 165.16 |
| HOSE OF SOUTH TEXAS | 220.61 | 0120 | CISNEROS, SIMON G | 182.34 | 165.16 |
| O'REILLY AUTO PARTS 1982 | 51.56 | 0120 | CISNEROS, SIMON G | 182.34 | 165.16 |
| OREILLY AUTO #1982 | 365.65 | 0120 | CISNEROS, SIMON G | 182.34 | 165.16 |
| SHEINBERG TOOL CO. INC. | 48.60 | 0120 | CISNEROS, SIMON G | 182.34 | 165.16 |
| SOUTHERN TIRE MART | 520.00 | 0120 | CISNEROS, SIMON G | 182.34 | 165.16 |
| SPL ROBSTOWN HARDWARE COM | 775.44 | 0120 | CISNEROS, SIMON G | 182.34 | 165.16 |
| ALARM SECURITY & CONT. | 10.00 | 0120 | WHITE, DOROTHY ARLENE | 182.34 | 156.94 |
| CBS RENTAL & SUPPLY | 455.26 | 0120 | WHITE, DOROTHY ARLENE | 182.34 | 156.94 |
| DELTA SPECIALTIES SUPPLY | 348.00 | 0120 | WHITE, DOROTHY ARLENE | 182.34 | 156.94 |
| W WHITE AIR CONDITIONING | 118.50 | 0120 | WHITE, DOROTHY ARLENE | 182.34 | 156.94 |
| WAL-MART #0470 | 9.88 | 0120 | WHITE, DOROTHY ARLENE | 182.34 | 156.94 |
| 3 C INDUSTRIAL LLC | 239.95 | 0120 | GARCIA, JERRY ADOLFO | 182.34 | 138.13 |
| ALAMO CONCRETE PRODUCT | 665.50 | 0120 | GARCIA, JERRY ADOLFO | 182.34 | 138.13 |
| ARMSTRONG LUMBER COMPANY | -1.31 | 0120 | GARCIA, JERRY ADOLFO | 182.34 | 138.13 |
| FREEDOM AUTO SPA | 21.00 | 0120 | GARCIA, JERRY ADOLFO | 182.34 | 138.13 |
| GRAINGER | 240.45 | 0120 | GARCIA, JERRY ADOLFO | 182.34 | 138.13 |
| HOELSCHER ELECTRIC CO. | 130.00 | 0120 | GARCIA, JERRY ADOLFO | 182.34 | 138.13 |
| MINIT MAN #2 | 125.06 | 0120 | GARCIA, JERRY ADOLFO | 182.34 | 138.13 |
| PP JOHNNY COOL REFIG | 95.00 | 0120 | GARCIA, JERRY ADOLFO | 182.34 | 138.13 |
| THE HOME DEPOT #6564 | -21.14 | 0120 | GARCIA, JERRY ADOLFO | 182.34 | 138.13 |
| THE SAFEGUARD SYSTEM INC | 24.95 | 0120 | GARCIA, JERRY ADOLFO | 182.34 | 138.13 |
| ADVANCE AUTO PARTS #3344 | 77.96 | 0120 | MERCADO, SANTIAGO | 182.34 | 137.43 |
| AIRGAS CENTRAL | 229.74 | 0120 | MERCADO, SANTIAGO | 182.34 | 137.43 |
| ARNOLD OIL COMPANY | 64.18 | 0120 | MERCADO, SANTIAGO | 182.34 | 137.43 |
| BUSH HYDRAULICS | 550.00 | 0120 | MERCADO, SANTIAGO | 182.34 | 137.43 |
| C.C. BATTERY COMPANY | 109.38 | 0120 | MERCADO, SANTIAGO | 182.34 | 137.43 |
| COASTAL DIESEL | 4.91 | 0120 | MERCADO, SANTIAGO | 182.34 | 137.43 |
| CORPUS CHRISTI FORD | 457.62 | 0120 | MERCADO, SANTIAGO | 182.34 | 137.43 |
| CORPUS CHRISTI FREIGHTLIN | 137.51 | 0120 | MERCADO, SANTIAGO | 182.34 | 137.43 |
| CREAGER BATTERY AND TI | 7.00 | 0120 | MERCADO, SANTIAGO | 182.34 | 137.43 |
| DAILY WELLS COMMUNICATIO | 142.59 | 0120 | MERCADO, SANTIAGO | 182.34 | 137.43 |
| EDDIES GULF RADIATOR | 75.00 | 0120 | MERCADO, SANTIAGO | 182.34 | 137.43 |

Nueces County
Transaction Totals by Department Average
Statement Date(s): 08/28/2019

| Merchant | Amount | Department | Card Holder Name | Average Transaction per Dept | Average Transaction per Cardholder |
|---------------------------|----------|------------|-------------------|------------------------------|------------------------------------|
| FLEETPRIDE155 | 460.40 | 0120 | MERCADO, SANTIAGO | 182.34 | 137.43 |
| HOLT CAT CORPUS - MC | 750.68 | 0120 | MERCADO, SANTIAGO | 182.34 | 137.43 |
| HOSE OF SOUTH TEXAS | 563.64 | 0120 | MERCADO, SANTIAGO | 182.34 | 137.43 |
| INTERNATIONAL ELECTRONICS | 31.52 | 0120 | MERCADO, SANTIAGO | 182.34 | 137.43 |
| MCCOYS #17 | 9.69 | 0120 | MERCADO, SANTIAGO | 182.34 | 137.43 |
| NUECES POWER EQUIPMENT | 19.34 | 0120 | MERCADO, SANTIAGO | 182.34 | 137.43 |
| ODESSA PUMPS CORPUS CHRIS | 480.40 | 0120 | MERCADO, SANTIAGO | 182.34 | 137.43 |
| OREILLY AUTO #0635 | 304.81 | 0120 | MERCADO, SANTIAGO | 182.34 | 137.43 |
| ROMCO EQUIPMENT 013 | 324.24 | 0120 | MERCADO, SANTIAGO | 182.34 | 137.43 |
| RUSH TRK CTR CORPUS CHRI | 371.70 | 0120 | MERCADO, SANTIAGO | 182.34 | 137.43 |
| SAMES FORD LINCOLN | 15.60 | 0120 | MERCADO, SANTIAGO | 182.34 | 137.43 |
| SOUTHWEST WHEEL CO COR | 27.64 | 0120 | MERCADO, SANTIAGO | 182.34 | 137.43 |
| SPL ROBSTOWN HARDWARE COM | 1,105.66 | 0120 | MERCADO, SANTIAGO | 182.34 | 137.43 |
| SR PARTS GLOBAL SOLUTION | 881.84 | 0120 | MERCADO, SANTIAGO | 182.34 | 137.43 |
| TEXAS DIESEL SPECIALIST | 154.73 | 0120 | MERCADO, SANTIAGO | 182.34 | 137.43 |
| TRUCKERS EQUIPMENT | 136.88 | 0120 | MERCADO, SANTIAGO | 182.34 | 137.43 |
| WESTERN AUTO ACE HARDWAR | 99.11 | 0120 | MERCADO, SANTIAGO | 182.34 | 137.43 |
| WOODY'S TRUCK CENTER | 102.50 | 0120 | MERCADO, SANTIAGO | 182.34 | 137.43 |
| ADVANCE AUTO PARTS #3344 | 164.22 | 0120 | BATES, RANDY LEE | 182.34 | 136.85 |
| AIRGAS CENTRAL | 58.66 | 0120 | BATES, RANDY LEE | 182.34 | 136.85 |
| AN CHEVROLET N CORPUS | 32.25 | 0120 | BATES, RANDY LEE | 182.34 | 136.85 |
| ARNOLD OIL COMPANY | 903.90 | 0120 | BATES, RANDY LEE | 182.34 | 136.85 |
| C.C. BATTERY COMPANY | 92.95 | 0120 | BATES, RANDY LEE | 182.34 | 136.85 |
| COASTAL DIESEL | 13.58 | 0120 | BATES, RANDY LEE | 182.34 | 136.85 |
| CORPUS CHRISTI FREIGHTLIN | 294.05 | 0120 | BATES, RANDY LEE | 182.34 | 136.85 |
| CRAFCO INC | 396.16 | 0120 | BATES, RANDY LEE | 182.34 | 136.85 |
| EWALD KUBOTA - CORPUS CHR | 228.86 | 0120 | BATES, RANDY LEE | 182.34 | 136.85 |
| FLEETPRIDE155 | 313.90 | 0120 | BATES, RANDY LEE | 182.34 | 136.85 |
| HOLT CAT CORPUS - MC | 186.51 | 0120 | BATES, RANDY LEE | 182.34 | 136.85 |
| HOSE OF SOUTH TEXAS | 5.50 | 0120 | BATES, RANDY LEE | 182.34 | 136.85 |
| HYDRAULICS OF TEXAS | 1,187.00 | 0120 | BATES, RANDY LEE | 182.34 | 136.85 |
| INTERNATIONAL ELECTRONICS | 74.64 | 0120 | BATES, RANDY LEE | 182.34 | 136.85 |
| KENNEDY WIRE ROPE AND | 190.24 | 0120 | BATES, RANDY LEE | 182.34 | 136.85 |
| KIMBALL MIDWEST | 264.19 | 0120 | BATES, RANDY LEE | 182.34 | 136.85 |
| MIDSTATE ENVIRONMENTAL | 44.00 | 0120 | BATES, RANDY LEE | 182.34 | 136.85 |
| NSC NORTHERN SAFETY CO | 138.60 | 0120 | BATES, RANDY LEE | 182.34 | 136.85 |
| O'REILLY AUTO PARTS 635 | 76.07 | 0120 | BATES, RANDY LEE | 182.34 | 136.85 |
| OIL PATCH PETROLEUM INC | 117.18 | 0120 | BATES, RANDY LEE | 182.34 | 136.85 |
| OREILLY AUTO #0635 | 97.73 | 0120 | BATES, RANDY LEE | 182.34 | 136.85 |
| PMI ROBSTOWN | 129.44 | 0120 | BATES, RANDY LEE | 182.34 | 136.85 |

Nueces County
Transaction Totals by Department Average
Statement Date(s): 08/28/2019

| Merchant | Amount | Department | Card Holder Name | Average Transaction per Dept | Average Transaction per Cardholder |
|---------------------------|----------|------------|------------------------|------------------------------|------------------------------------|
| RUSH TRK CTR CORPUS CHRI | 220.90 | 0120 | BATES, RANDY LEE | 182.34 | 136.85 |
| SAFETY KLEEN CORP | 533.75 | 0120 | BATES, RANDY LEE | 182.34 | 136.85 |
| SOUTHERN TIRE MART | 149.99 | 0120 | BATES, RANDY LEE | 182.34 | 136.85 |
| SOUTHWEST WHEEL CO COR | 47.75 | 0120 | BATES, RANDY LEE | 182.34 | 136.85 |
| SPL ROBSTOWN HARDWARE COM | 249.15 | 0120 | BATES, RANDY LEE | 182.34 | 136.85 |
| SQ SOUTH TEXAS SMALL ENG | 20.98 | 0120 | BATES, RANDY LEE | 182.34 | 136.85 |
| TEXAN GLASS - SOUTH INC | 200.00 | 0120 | BATES, RANDY LEE | 182.34 | 136.85 |
| TRUCKERS EQUIPMENT | 212.18 | 0120 | BATES, RANDY LEE | 182.34 | 136.85 |
| WESTERN AUTO ACE HARDWAR | 41.53 | 0120 | BATES, RANDY LEE | 182.34 | 136.85 |
| WOODY'S TRUCK CENTER | 19.99 | 0120 | BATES, RANDY LEE | 182.34 | 136.85 |
| AUTOZONE #1344 | 35.98 | 0120 | GARCIA, LINDA L | 182.34 | 129.73 |
| MINIT MAN #4 | 260.26 | 0120 | GARCIA, LINDA L | 182.34 | 129.73 |
| THE HOME DEPOT 6584 | 92.94 | 0120 | GARCIA, LINDA L | 182.34 | 129.73 |
| ARC CORPUS CHRISTI 15 | 190.29 | 0120 | MOLINA, MICHAEL A | 182.34 | 95.14 |
| CBS RENTAL & SUPPLY | 71.40 | 0120 | JAQUEZ, NOE F | 182.34 | 48.28 |
| EL CENTRO LANDFILL | 53.62 | 0120 | JAQUEZ, NOE F | 182.34 | 48.28 |
| NSC NORTHERN SAFETY CO | 32.48 | 0120 | JAQUEZ, NOE F | 182.34 | 48.28 |
| SHINE ON CAR WASH | 17.00 | 0120 | JAQUEZ, NOE F | 182.34 | 48.28 |
| THE HOME DEPOT #6564 | 356.61 | 0120 | JAQUEZ, NOE F | 182.34 | 48.28 |
| CREAGER BATTERY AND TI | 7.00 | 0120 | SCHULTZ, MILTON C | 182.34 | 7.00 |
| AN CHEVROLET N CORPUS | 584.40 | 0402 | SHULL, WILLIAM AGUSTIN | 171.50 | 398.42 |
| EMBASSY SUITES | 212.44 | 0402 | SHULL, WILLIAM AGUSTIN | 171.50 | 398.42 |
| EMBASSY SUITES | 424.88 | 0402 | TREVINO JR, RICARDO | 171.50 | 221.23 |
| HAMPTON INNS | 106.22 | 0402 | TREVINO JR, RICARDO | 171.50 | 221.23 |
| HILTON HOTELS | 108.81 | 0402 | TREVINO JR, RICARDO | 171.50 | 221.23 |
| RED CROSS TRNG & PROD | 245.00 | 0402 | TREVINO JR, RICARDO | 171.50 | 221.23 |
| AMZN MKTP US MH1263W90 | 53.98 | 0402 | SVEHLA, STANLEY COY | 171.50 | 96.12 |
| THERANEST WILEY M | 195.00 | 0402 | SVEHLA, STANLEY COY | 171.50 | 96.12 |
| TXTAG 888 468 9824 | 39.37 | 0402 | SVEHLA, STANLEY COY | 171.50 | 96.12 |
| NUECES CO TX - GOV PAY FE | 3.00 | 0402 | LAVERS, THOMAS EARL | 171.50 | 31.50 |
| NUECES CO TX-TAC-MOTOR | 60.00 | 0402 | LAVERS, THOMAS EARL | 171.50 | 31.50 |
| ALTEX COMPUTER AND ELECTR | 24.95 | 0402 | HERNANDEZ, ELIZABETH R | 171.50 | 24.95 |
| AMZN MKTP US MO5FN9X61 | 129.99 | 3480 | SALDANA, DEANNA | 161.36 | 439.22 |
| AMZN MKTP US MO6F95X01 | 59.50 | 3480 | SALDANA, DEANNA | 161.36 | 439.22 |
| BEST BUY 00002352 | 2,709.73 | 3480 | SALDANA, DEANNA | 161.36 | 439.22 |
| GULF COAST PAPER COMPANY- | 2,003.50 | 3480 | SALDANA, DEANNA | 161.36 | 439.22 |
| H-E-B #643 | 23.93 | 3480 | SALDANA, DEANNA | 161.36 | 439.22 |
| KIKOS MEXICAN FOOD | 153.68 | 3480 | SALDANA, DEANNA | 161.36 | 439.22 |
| LA COSTA DENTAL OF A | 36.75 | 3480 | SALDANA, DEANNA | 161.36 | 439.22 |

Nueces County
Transaction Totals by Department Average
Statement Date(s): 08/28/2019

| Merchant | Amount | Department | Card Holder Name | Average Transaction per Dept | Average Transaction per Cardholder |
|---------------------------|----------|------------|------------------------|------------------------------|------------------------------------|
| LOVETT DENTAL #9 | 118.00 | 3480 | SALDANA, DEANNA | 161.36 | 439.22 |
| NICHOLS SOUTHSIDE PHAR | 123.87 | 3480 | SALDANA, DEANNA | 161.36 | 439.22 |
| OMNI AUSTIN SOUTHPARK | 142.60 | 3480 | SALDANA, DEANNA | 161.36 | 439.22 |
| WALMART.COM 8009666546 | 208.35 | 3480 | SALDANA, DEANNA | 161.36 | 439.22 |
| OMNI AUSTIN SOUTHPARK | 285.20 | 3480 | MILAM, JOHN | 161.36 | 247.60 |
| RED CROSS TRNG & PROD | 210.00 | 3480 | MILAM, JOHN | 161.36 | 247.60 |
| BEST BUY 00002352 | 304.97 | 3480 | DAVIS, JAKOREY JAMAL | 161.36 | 187.40 |
| CVS/PHARMACY #06989 | 87.71 | 3480 | DAVIS, JAKOREY JAMAL | 161.36 | 187.40 |
| HOMEWOOD SUITES | 869.40 | 3480 | DAVIS, JAKOREY JAMAL | 161.36 | 187.40 |
| WALGREENS #4424 | 49.74 | 3480 | DAVIS, JAKOREY JAMAL | 161.36 | 187.40 |
| AN HONDA S CORPUS CHRI | 7.00 | 3480 | FLORES, PAUL | 161.36 | 166.41 |
| DEFENSIVE DRIVING.COM | 35.00 | 3480 | FLORES, PAUL | 161.36 | 166.41 |
| T C AUTO SERVICE | 623.63 | 3480 | FLORES, PAUL | 161.36 | 166.41 |
| 360TRAINING.COM | 7.00 | 3480 | MORENO, JOSHUA ANTHONY | 161.36 | 130.33 |
| AMZN MKTP US MA04G91T1 | 239.51 | 3480 | MORENO, JOSHUA ANTHONY | 161.36 | 130.33 |
| BOB BARKER COMPANY INC | 260.08 | 3480 | MORENO, JOSHUA ANTHONY | 161.36 | 130.33 |
| H-E-B #643 | 264.84 | 3480 | MORENO, JOSHUA ANTHONY | 161.36 | 130.33 |
| NETFLIX.COM | 15.99 | 3480 | MORENO, JOSHUA ANTHONY | 161.36 | 130.33 |
| PREMIER SMILES IKENNA | 265.00 | 3480 | MORENO, JOSHUA ANTHONY | 161.36 | 130.33 |
| QDI QUEST DIAGNOSTICS | 89.30 | 3480 | MORENO, JOSHUA ANTHONY | 161.36 | 130.33 |
| SALLY BEAUTY #2066 | 19.21 | 3480 | MORENO, JOSHUA ANTHONY | 161.36 | 130.33 |
| SALLY BEAUTY #3219 | 6.47 | 3480 | MORENO, JOSHUA ANTHONY | 161.36 | 130.33 |
| SHS SUREPOINTER | 500.00 | 3480 | MORENO, JOSHUA ANTHONY | 161.36 | 130.33 |
| SQ MEHRDAD SALAMAT | 157.50 | 3480 | MORENO, JOSHUA ANTHONY | 161.36 | 130.33 |
| WAL-MART #0470 | 43.06 | 3480 | MORENO, JOSHUA ANTHONY | 161.36 | 130.33 |
| WALGREENS #4424 | 1,092.84 | 3480 | MORENO, JOSHUA ANTHONY | 161.36 | 130.33 |
| WM SUPERCENTER #470 | 36.71 | 3480 | MORENO, JOSHUA ANTHONY | 161.36 | 130.33 |
| AUSTIN EMBASSY SUITES | 167.92 | 3480 | FLORES, HOMER | 161.36 | 109.80 |
| CORNER BAKERY CAFE 1566 | 57.37 | 3480 | FLORES, HOMER | 161.36 | 109.80 |
| ENTERPRISE RENT-A-CAR | 78.00 | 3480 | FLORES, HOMER | 161.36 | 109.80 |
| EXXONMOBIL 47445044 | 19.37 | 3480 | FLORES, HOMER | 161.36 | 109.80 |
| NORMA S FRUITS & DELIGHTS | 15.00 | 3480 | FLORES, HOMER | 161.36 | 109.80 |

Nueces County
Transaction Totals by Department Average
Statement Date(s): 08/28/2019

| Merchant | Amount | Department | Card Holder Name | Average Transaction per Dept | Average Transaction per Cardholder |
|---------------------------|--------|------------|--------------------------|------------------------------|------------------------------------|
| OMNI AUSTIN SOUTHPARK | 776.25 | 3480 | FLORES, HOMER | 161.36 | 109.80 |
| SE40858 | 14.19 | 3480 | FLORES, HOMER | 161.36 | 109.80 |
| SUNOCO 0553014200 | 28.42 | 3480 | FLORES, HOMER | 161.36 | 109.80 |
| VAQUEROS MEXICAN RESTAURA | 51.29 | 3480 | FLORES, HOMER | 161.36 | 109.80 |
| ACADEMY SPORTS #29 | 224.82 | 3480 | SCHMIDT, CLAUDIA ANNETTE | 161.36 | 102.31 |
| AMZN MKTP US MO5T00LD0 AM | 75.96 | 3480 | SCHMIDT, CLAUDIA ANNETTE | 161.36 | 102.31 |
| HOBBY-LOBBY #0066 | 88.38 | 3480 | SCHMIDT, CLAUDIA ANNETTE | 161.36 | 102.31 |
| MARDEL #34 | 110.70 | 3480 | SCHMIDT, CLAUDIA ANNETTE | 161.36 | 102.31 |
| PETSMART # 0196 | 58.45 | 3480 | SCHMIDT, CLAUDIA ANNETTE | 161.36 | 102.31 |
| TARGET.COM | 216.46 | 3480 | SCHMIDT, CLAUDIA ANNETTE | 161.36 | 102.31 |
| WAL-MART #0470 | 92.40 | 3480 | SCHMIDT, CLAUDIA ANNETTE | 161.36 | 102.31 |
| WAL-MART #1494 | 53.64 | 3480 | SCHMIDT, CLAUDIA ANNETTE | 161.36 | 102.31 |
| AMZN MKTP US MA59W7RZ2 | 199.92 | 3480 | ARISMENDEZ, YSIDRO IV | 161.36 | 101.72 |
| BEST BUY 00002352 | 649.90 | 3480 | ARISMENDEZ, YSIDRO IV | 161.36 | 101.72 |
| BOB BARKER COMPANY INC | 466.33 | 3480 | ARISMENDEZ, YSIDRO IV | 161.36 | 101.72 |
| CVS/PHARMACY #06989 | 124.51 | 3480 | ARISMENDEZ, YSIDRO IV | 161.36 | 101.72 |
| H-E-B #462 | 68.83 | 3480 | ARISMENDEZ, YSIDRO IV | 161.36 | 101.72 |
| H-E-B #643 | 146.81 | 3480 | ARISMENDEZ, YSIDRO IV | 161.36 | 101.72 |
| IDENTOGO - TX FINGERPRINT | 154.00 | 3480 | ARISMENDEZ, YSIDRO IV | 161.36 | 101.72 |
| MOORE MEDICAL LLC | 344.09 | 3480 | ARISMENDEZ, YSIDRO IV | 161.36 | 101.72 |
| THE HOME DEPOT #6584 | 7.89 | 3480 | ARISMENDEZ, YSIDRO IV | 161.36 | 101.72 |
| WALGREENS #4424 | 74.03 | 3480 | ARISMENDEZ, YSIDRO IV | 161.36 | 101.72 |
| WM SUPERCENTER #470 | 611.95 | 3480 | ARISMENDEZ, YSIDRO IV | 161.36 | 101.72 |
| ACADEMY SPORTS #29 | 28.97 | 3480 | MUERY, BRET RYAN | 161.36 | 60.35 |
| CITY OF CC AIRPORT | 30.00 | 3480 | MUERY, BRET RYAN | 161.36 | 60.35 |
| NCS GED EXAM | 145.00 | 3480 | MUERY, BRET RYAN | 161.36 | 60.35 |
| WAL-MART #5898 | 97.80 | 3480 | MUERY, BRET RYAN | 161.36 | 60.35 |
| HUB CITY OVERHEAD DOOR CO | 254.00 | 5330 | RAMIREZ, JUAN A | 147.74 | 147.74 |
| NAYLOR'S FARM & RANCH SUP | 120.00 | 5330 | RAMIREZ, JUAN A | 147.74 | 147.74 |
| SQ THE ACT | 150.00 | 5330 | RAMIREZ, JUAN A | 147.74 | 147.74 |
| TRACTOR SUPPLY #333 | 870.59 | 5330 | RAMIREZ, JUAN A | 147.74 | 147.74 |
| VIP CAR WASH AND LUBE NW | 47.90 | 5330 | RAMIREZ, JUAN A | 147.74 | 147.74 |
| WAL-MART #0464 | 182.60 | 5330 | RAMIREZ, JUAN A | 147.74 | 147.74 |
| AGEX CONFERENCE SERVIC | 675.00 | 1200 | BENAVIDEZ, RAFAEL G | 147.69 | 147.69 |
| OFFICE DEPOT #468 | 43.45 | 1200 | BENAVIDEZ, RAFAEL G | 147.69 | 147.69 |

Nueces County
Transaction Totals by Department Average
Statement Date(s): 08/28/2019

| Merchant | Amount | Department | Card Holder Name | Average Transaction per Dept | Average Transaction per Cardholder |
|---------------------------|--------|------------|-------------------------------|------------------------------|------------------------------------|
| OFFICE DEPOT #70 | 19.99 | 1200 | BENAVIDEZ, RAFAEL G | 147.69 | 147.69 |
| AGENT FEE 8900771321754 | 40.00 | 6310 | GARZA, IDA GONZALEZ | 146.11 | 210.29 |
| SHERWIN WILLIAMS 708584 | 150.88 | 6310 | GARZA, IDA GONZALEZ | 146.11 | 210.29 |
| SOUTHWES 5262106964779 | 440.00 | 6310 | GARZA, IDA GONZALEZ | 146.11 | 210.29 |
| SUBWAY 00126961 | 118.55 | 6310 | GARZA, CYNTHIA J | 146.11 | 118.55 |
| AMZN MKTP US MA1JP0Y21 | 124.60 | 6310 | DRILLEN, CRYSTAL | 146.11 | 104.86 |
| AMZN MKTP US MO28Q0L02 | 39.36 | 6310 | DRILLEN, CRYSTAL | 146.11 | 104.86 |
| AMZN MKTP US MO6JY4OS2 | 55.50 | 6310 | DRILLEN, CRYSTAL | 146.11 | 104.86 |
| CKE ROD N ROLL S T 324 | 200.00 | 6310 | DRILLEN, CRYSTAL | 146.11 | 104.86 |
| TWC TIME WARNER CABLE | 144.24 | 5105 | MUNGUIA, MELISSA BETH | 144.24 | 144.24 |
| CASCADE CAR WASH | 12.00 | 6110 | GIBBS, KEVIN ODELL | 142.29 | 185.19 |
| EMBASSY SUITES SAN ANTON | 358.38 | 6110 | GIBBS, KEVIN ODELL | 142.29 | 185.19 |
| EXPEDIA 7464340455818 | 94.92 | 6110 | OTT, JASON P | 142.29 | 130.04 |
| EXXONMOBIL 47755574 | 58.50 | 6110 | OTT, JASON P | 142.29 | 130.04 |
| EXXONMOBIL 99020240 | 59.00 | 6110 | OTT, JASON P | 142.29 | 130.04 |
| MOODY GARDENS HOTEL | 585.33 | 6110 | OTT, JASON P | 142.29 | 130.04 |
| SHELL OIL 57543066104 | 60.51 | 6110 | OTT, JASON P | 142.29 | 130.04 |
| SQ DISTRICT 11 AE4 | 52.00 | 6110 | OTT, JASON P | 142.29 | 130.04 |
| MARCO & CO. CATERING | 102.84 | 3300 | ROBERTS, MARILEE LISEC | 131.84 | 131.84 |
| SCHLOTZSKY'S OLO #1120 | 160.84 | 3300 | ROBERTS, MARILEE LISEC | 131.84 | 131.84 |
| AMAZON.COM MA1QK4WT2 | 44.54 | 6210 | MUNOZ, NORMA | 104.38 | 104.38 |
| CITY OF CC AIRPORT | 21.00 | 6210 | MUNOZ, NORMA | 104.38 | 104.38 |
| HOBBY-LOBBY #0116 | 25.97 | 6210 | MUNOZ, NORMA | 104.38 | 104.38 |
| PRECISION BUSINESS MACH | 272.84 | 6210 | MUNOZ, NORMA | 104.38 | 104.38 |
| RACETRAC 2339 00023390 | 34.92 | 6210 | MUNOZ, NORMA | 104.38 | 104.38 |
| SHERATON MCKINNEY | 210.76 | 6210 | MUNOZ, NORMA | 104.38 | 104.38 |
| TWC TIME WARNER CABLE | 120.60 | 6210 | MUNOZ, NORMA | 104.38 | 104.38 |
| SHERATON GUNTER SAN ANTN | 136.32 | 3530 | LORENTZEN, ANNE E | 97.44 | 97.44 |
| USPS PO 4820200410 | 58.55 | 3530 | LORENTZEN, ANNE E | 97.44 | 97.44 |
| SQ DONUT WORLD | 19.50 | 3150 | MCCOY, TIMOTHY JORDON | 89.83 | 89.83 |
| TEXAS GUARDIANSHIP ASSOC | 250.00 | 3150 | MCCOY, TIMOTHY JORDON | 89.83 | 89.83 |
| 8X8 INC. 888-898-8733 | 289.22 | 0370 | CARRIZALES, DANIEL VILLARREAL | 85.28 | 110.73 |
| AMZN MKTP US MA93K0031 | 339.99 | 0370 | CARRIZALES, DANIEL VILLARREAL | 85.28 | 110.73 |
| CROSS BORDER TRANS FEE | 0.30 | 0370 | CARRIZALES, DANIEL VILLARREAL | 85.28 | 110.73 |
| PAYPAL WONDERIDEA | 30.00 | 0370 | CARRIZALES, DANIEL VILLARREAL | 85.28 | 110.73 |
| TWC TIME WARNER CABLE | 115.58 | 0370 | CARRIZALES, DANIEL VILLARREAL | 85.28 | 110.73 |
| AMERICAN AIR0010268214557 | 30.00 | 0370 | MACDONALD, ROBERT F | 85.28 | 63.02 |
| AMERICAN AIR0010268405639 | 30.00 | 0370 | MACDONALD, ROBERT F | 85.28 | 63.02 |

Nueces County
Transaction Totals by Department Average
Statement Date(s): 08/28/2019

| Merchant | Amount | Department | Card Holder Name | Average Transaction per Dept | Average Transaction per Cardholder |
|--------------------------|-------------------|------------|---------------------------|------------------------------|------------------------------------|
| CITY OF CC AIRPORT | 30.00 | 0370 | MACDONALD, ROBERT F | 85.28 | 63.02 |
| DOUBLETREE HOTELS | 38.98 | 0370 | MACDONALD, ROBERT F | 85.28 | 63.02 |
| HERTZ RENT-A-CAR | 136.10 | 0370 | MACDONALD, ROBERT F | 85.28 | 63.02 |
| PIONEER POCKET HOTEL | 239.08 | 0370 | MACDONALD, ROBERT F | 85.28 | 63.02 |
| CULLIGAN/ULTRAPURE WAT | 29.45 | 3830 | MENDOZA JR, OSCAR | 75.98 | 75.98 |
| DEL MAR COLLEGE CASHIERS | 125.00 | 3830 | MENDOZA JR, OSCAR | 75.98 | 75.98 |
| NEESSEN CHEVROLET | 192.45 | 3830 | MENDOZA JR, OSCAR | 75.98 | 75.98 |
| WESTERN AUTO ACE HARDWAR | 184.98 | 3830 | MENDOZA JR, OSCAR | 75.98 | 75.98 |
| ARNOLD OIL COMPANY | 25.83 | 3810 | CANTU, MARK A | 72.62 | 109.35 |
| DAILY WELLS COMMUNICATIO | 67.50 | 3810 | CANTU, MARK A | 72.62 | 109.35 |
| H&L DISCOUNT OIL CO | 372.09 | 3810 | CANTU, MARK A | 72.62 | 109.35 |
| SQ AUTO WORKS UNLI | 300.00 | 3810 | CANTU, MARK A | 72.62 | 109.35 |
| ARNOLD OIL COMPANY | 65.98 | 3810 | ROSAS, STEPHEN A | 72.62 | 21.20 |
| TEXAS EXCELLENCE DETAIL | 40.00 | 3810 | ROSAS, STEPHEN A | 72.62 | 21.20 |
| IN R & R PETRO SERVICES | 13.64 | 0160 | COX, JOHN F | 18.50 | 18.50 |
| WM SUPERCENTER #490 | 23.36 | 0160 | COX, JOHN F | 18.50 | 18.50 |
| USPS PO 4820200410 | 134.10 | 1130 | VELA, MELISSA DIANE | 18.04 | 22.35 |
| USPS PO 4820200410 | 28.30 | 1130 | HINOJOSA-PERSOHN, BELINDA | 18.04 | 9.43 |
| Total | 389,107.33 | | | | |

**Nueces County
Transaction Totals by Vendor
Statement Dates: 08/28/2019**

| Merchant | Amount | Transaction Count | Average Transaction |
|---------------------------|----------|-------------------|---------------------|
| 1398 COLUMBIA | 17.46 | 1 | 17.46 |
| 3 C INDUSTRIAL LLC | 4,769.95 | 2 | 2,384.98 |
| 360TRAINING.COM | 7.00 | 1 | 7.00 |
| 4TE GEXA ENERGY | 150.00 | 1 | 150.00 |
| 6750 DOMINOS PIZZA | 80.05 | 1 | 80.05 |
| 8X8 INC. 888-898-8733 | 289.22 | 1 | 289.22 |
| A & B PLASTICS AND FABRIC | 760.70 | 3 | 253.57 |
| A PLUS PLUMBING AND RE | 878.00 | 1 | 878.00 |
| A&W OFFICE SUPPLY | 1,356.13 | 5 | 271.23 |
| AAA AIR CONDITIONING | 229.00 | 1 | 229.00 |
| ACADEMY SPORTS #29 | 253.79 | 2 | 126.90 |
| ADVANCE AUTO PARTS #3344 | 242.18 | 8 | 30.27 |
| AG PRO SAN ANTONIO 010114 | 329.42 | 1 | 329.42 |
| AGENT FEE 8900771321754 | 40.00 | 1 | 40.00 |
| AGEX CONFERENCE SERVIC | 675.00 | 3 | 225.00 |
| AIRGAS CENTRAL | 288.40 | 2 | 144.20 |
| ALAMO CONCRETE PRODUCT | 665.50 | 1 | 665.50 |
| ALARM SECURITY & CONT. | 10.00 | 1 | 10.00 |
| ALPHA CARD SYSTEMS LLC | 606.25 | 1 | 606.25 |
| ALTEX COMPUTER AND ELECTR | 24.95 | 1 | 24.95 |
| AMAZON.COM MA1QK4WT2 | 44.54 | 1 | 44.54 |
| AMAZON.COM MA38Q7D21 AMZN | 29.07 | 1 | 29.07 |
| AMAZON.COM MA3PN1BE2 AMZN | 29.43 | 1 | 29.43 |
| AMAZON.COM MA8MH3PP1 AMZN | 125.87 | 1 | 125.87 |
| AMAZON.COM MA8NL2HH2 AMZN | 20.28 | 1 | 20.28 |
| AMAZON.COM MO9WE0N40 AMZN | 35.41 | 1 | 35.41 |
| AMBIT TEXAS LLC | 492.61 | 4 | 123.15 |
| AMERICAN AIR0010268214557 | 30.00 | 1 | 30.00 |
| AMERICAN AIR0010268405639 | 30.00 | 1 | 30.00 |
| AMERICAN DETAIL SUPPLY | 143.00 | 1 | 143.00 |
| AMERICAN FILTRATION | 231.69 | 1 | 231.69 |
| AMERICAN SOLUTIONS4 BUS | 5,524.87 | 4 | 1,381.22 |
| AMIGO ENERGY | 276.37 | 2 | 138.18 |
| AMZN MKTP US MA04G91T1 | 239.51 | 1 | 239.51 |
| AMZN MKTP US MA0UM7TN0 | 295.25 | 1 | 295.25 |
| AMZN MKTP US MA1JP0Y21 | 124.60 | 1 | 124.60 |
| AMZN MKTP US MA1NE7SX1 | 18.99 | 1 | 18.99 |
| AMZN MKTP US MA2H64SE0 | 62.93 | 1 | 62.93 |
| AMZN MKTP US MA2LG0DT1 | 139.99 | 1 | 139.99 |
| AMZN MKTP US MA59W7RZ2 | 199.92 | 1 | 199.92 |
| AMZN MKTP US MA5B65MO0 | 85.59 | 1 | 85.59 |
| AMZN MKTP US MA5DB2PK1 | 29.94 | 1 | 29.94 |

**Nueces County
Transaction Totals by Vendor
Statement Dates: 08/28/2019**

| Merchant | Amount | Transaction Count | Average Transaction |
|---------------------------|-----------|-------------------|---------------------|
| AMZN MKTP US MA6CH4DB0 | 59.99 | 1 | 59.99 |
| AMZN MKTP US MA6P86UU2 | 17.63 | 1 | 17.63 |
| AMZN MKTP US MA7MN12V1 | 299.00 | 1 | 299.00 |
| AMZN MKTP US MA93K0031 | 339.99 | 1 | 339.99 |
| AMZN MKTP US MA9IV8GF1 | 27.91 | 1 | 27.91 |
| AMZN MKTP US MH1263W90 | 53.98 | 1 | 53.98 |
| AMZN MKTP US MO1EB1FN1 | 1,165.85 | 1 | 1,165.85 |
| AMZN MKTP US MO28Q0L02 | 39.36 | 1 | 39.36 |
| AMZN MKTP US MO5FN9X61 | 129.99 | 1 | 129.99 |
| AMZN MKTP US MO5T00LD0 AM | 75.96 | 1 | 75.96 |
| AMZN MKTP US MO6F95X01 | 59.50 | 1 | 59.50 |
| AMZN MKTP US MO6JY4OS2 | 55.50 | 1 | 55.50 |
| AN CHEVROLET N CORPUS | 1,493.51 | 4 | 373.38 |
| AN HONDA S CORPUS CHRI | 7.00 | 1 | 7.00 |
| ANNAVILLE MUFFLER AND | 565.30 | 4 | 141.32 |
| APL ITUNES.COM/BILL | 25.96 | 2 | 12.98 |
| APOLLO TOWING EASY RIDER | 285.00 | 3 | 95.00 |
| ARC CORPUS CHRISTI 15 | 190.29 | 2 | 95.14 |
| ARMSTRONG LUMBER COMPANY | -1.31 | 2 | -0.66 |
| ARNOLD OIL COMPANY | 1,126.57 | 12 | 93.88 |
| ARROW DISPLAY SIGNS INC. | 82.25 | 1 | 82.25 |
| ASHMORE PAINT CO INC | 2,732.89 | 4 | 683.22 |
| ASTROMATIC CAR WASH ROBST | 62.00 | 1 | 62.00 |
| AT&T BILL PAYMENT | 19,943.25 | 4 | 4,985.81 |
| AUSTIN EMBASSY SUITES | 167.92 | 1 | 167.92 |
| AUTOZONE #1328 | 9.94 | 1 | 9.94 |
| AUTOZONE #1344 | 95.96 | 3 | 31.99 |
| AXON | 612.00 | 1 | 612.00 |
| BARNES&NOBLE.COM-BN | 150.03 | 1 | 150.03 |
| BELL FENCE OF CORPUS CHR | 106.66 | 1 | 106.66 |
| BELLA BISTRO | 880.00 | 1 | 880.00 |
| BEST BUY 00002352 | 3,805.27 | 7 | 543.61 |
| BESTBUYCOM | 1,311.48 | 2 | 655.74 |
| BINSWANGER GLASS #100 | 494.81 | 1 | 494.81 |
| BOB BARKER COMPANY INC | 726.41 | 4 | 181.60 |
| BROOKS TIRE INC | 20.00 | 1 | 20.00 |
| BUSH HYDRAULICS | 550.00 | 1 | 550.00 |
| C B SALES AND SERVICE | 657.50 | 1 | 657.50 |
| C.C. BATTERY COMPANY | 564.83 | 5 | 112.97 |
| CAMBRIA HOTEL AND SUITES | 1,423.18 | 2 | 711.59 |
| CASCADE CAR WASH | 12.00 | 1 | 12.00 |
| CBS RENTAL & SUPPLY | 764.06 | 4 | 191.02 |

**Nueces County
Transaction Totals by Vendor
Statement Dates: 08/28/2019**

| Merchant | Amount | Transaction Count | Average Transaction |
|---------------------------|----------|-------------------|---------------------|
| CC CALLER-TIMES | 7.46 | 1 | 7.46 |
| CC DISPOSAL SERVICE | 78.00 | 1 | 78.00 |
| CC DISTRIBUTORS | 195.72 | 3 | 65.24 |
| CC STAMP WORKS INC | 1,253.27 | 3 | 417.76 |
| CDW GOVT #JURY SERVICE | 57.22 | 1 | 57.22 |
| CDW GOVT #TPM9471 | 399.99 | 1 | 399.99 |
| CDW GOVT #TPQ4431 | 19.94 | 1 | 19.94 |
| CHICK-FIL-A #01531 | 6.92 | 1 | 6.92 |
| CITY OF BISHOP UTILITIES | 137.66 | 1 | 137.66 |
| CITY OF CC AIRPORT | 81.00 | 3 | 27.00 |
| CITY OF CORPUS CHRISTI | 5,279.01 | 46 | 114.76 |
| CKE ROD N ROLL S T 324 | 200.00 | 1 | 200.00 |
| COASTAL A.D.S INC. | 211.20 | 1 | 211.20 |
| COASTAL BEND SOCIETY FOR | 25.00 | 1 | 25.00 |
| COASTAL DIESEL | 18.49 | 2 | 9.24 |
| COASTAL OFFICE SOLUTIONS | 3,168.11 | 7 | 452.59 |
| COMLINK WIRELESS | 474.00 | 1 | 474.00 |
| CONSERVICE | 669.95 | 1 | 669.95 |
| COOPERS COLLISION CENTER | 387.50 | 1 | 387.50 |
| CORNER BAKERY CAFE 1566 | 57.37 | 1 | 57.37 |
| CORNER STORE 0939 | 3.24 | 1 | 3.24 |
| CORPUS CHRISTI CALLER | 1,911.50 | 3 | 637.17 |
| CORPUS CHRISTI ELECTRIC | 132.00 | 1 | 132.00 |
| CORPUS CHRISTI FORD | 1,102.30 | 4 | 275.58 |
| CORPUS CHRISTI FREIGHTLIN | 431.56 | 4 | 107.89 |
| CORPUS CHRISTI FUNERAL | 2,250.50 | 2 | 1,125.25 |
| CORPUS CHRISTI SAFE AND L | 635.50 | 11 | 57.77 |
| CRAFCO INC | 396.16 | 1 | 396.16 |
| CREAGER BATTERY AND TI | 14.00 | 2 | 7.00 |
| CROSS BORDER TRANS FEE | 0.30 | 2 | 0.15 |
| CROWN PLAZA SUITES HOUST | 118.66 | 1 | 118.66 |
| CULLIGAN/ULTRAPURE WAT | 29.45 | 1 | 29.45 |
| CVS/PHARMACY #06989 | 212.22 | 3 | 70.74 |
| D & C FENCE CO. INC | 990.00 | 1 | 990.00 |
| DAILY WELLS COMMUNICATIO | 2,644.68 | 8 | 330.58 |
| DAIRY QUEEN OZONA #12423 | 7.32 | 1 | 7.32 |
| DEFENSIVE DRIVING.COM | 35.00 | 1 | 35.00 |
| DEL MAR COLLEGE CASHIERS | 125.00 | 1 | 125.00 |
| DELTA SPECIALTIES SUPPLY | 348.00 | 1 | 348.00 |
| DISCOUNT AUTO 2 | 160.40 | 1 | 160.40 |
| DISCOUNT-TIRE-CO TXC-05 | 570.50 | 4 | 142.62 |
| DMI DELL HIGHER EDUC | 567.54 | 2 | 283.77 |

**Nueces County
Transaction Totals by Vendor
Statement Dates: 08/28/2019**

| Merchant | Amount | Transaction Count | Average Transaction |
|---------------------------|-----------|-------------------|---------------------|
| DOUBLETREE HOTELS | 3,291.00 | 12 | 274.25 |
| DOUBLETREE SUITES ASTN | 924.48 | 1 | 924.48 |
| DTV DIRECTV SERVICE | 616.31 | 4 | 154.08 |
| EAGLE LOCK AND KEY | 97.95 | 1 | 97.95 |
| EDDIES GULF RADIATOR | 75.00 | 1 | 75.00 |
| EL CENTRO LANDFILL | 53.62 | 1 | 53.62 |
| EMBASSY SUITES | 637.32 | 2 | 318.66 |
| EMBASSY SUITES SAN ANTON | 358.38 | 1 | 358.38 |
| ENTERPRISE RENT-A-CAR | 78.00 | 1 | 78.00 |
| ENTRUST ENERGY | 525.31 | 4 | 131.33 |
| EVEREST WATER COFFEE | 98.55 | 2 | 49.28 |
| EVIDENT INC | 184.95 | 3 | 61.65 |
| EVINS GLASS SERVICE | 187.68 | 1 | 187.68 |
| EWALD KUBOTA - CORPUS CHR | 1,119.92 | 3 | 373.31 |
| EXPEDIA 7464340455818 | 94.92 | 1 | 94.92 |
| EXXONMOBIL 45362076 | 486.75 | 1 | 486.75 |
| EXXONMOBIL 47445044 | 19.37 | 1 | 19.37 |
| EXXONMOBIL 47755574 | 58.50 | 1 | 58.50 |
| EXXONMOBIL 99020240 | 59.00 | 1 | 59.00 |
| FAIRWAY SUPPLY INC | 340.78 | 2 | 170.39 |
| FASCLAMPITT CC | 26.83 | 1 | 26.83 |
| FASCLAMPITT CORPUS CHRIST | 207.48 | 2 | 103.74 |
| FEDEX 33145146 | 6.73 | 1 | 6.73 |
| FEDEX 485989733 | 80.92 | 1 | 80.92 |
| FEDEX 488529172 | 16.52 | 1 | 16.52 |
| FEDEX 98662785 | 93.84 | 1 | 93.84 |
| FEDEX 98688480 | 221.94 | 1 | 221.94 |
| FERGUSON ENT # 116 | 682.40 | 4 | 170.60 |
| FINANCIAL SERVICES | 20,853.05 | 1 | 20,853.05 |
| FIVE POINTS AUTO CENTER | 189.98 | 2 | 94.99 |
| FLEET MANAGEMENT SOLUTNS | 96.00 | 1 | 96.00 |
| FLEETPRIDE155 | 774.30 | 4 | 193.58 |
| FRANCOS GARAGE | 718.00 | 1 | 718.00 |
| FREDPRYOR CAREERTRACK | 1,251.00 | 1 | 1,251.00 |
| FREEDOM AUTO SPA | 21.00 | 1 | 21.00 |
| FSI CENTERPOINT ENERGY | 15.09 | 1 | 15.09 |
| FSI CPL RETAIL | 1,573.15 | 9 | 174.79 |
| FSI DIRECT ENERGY | 150.00 | 1 | 150.00 |
| FSI FIRST CHOICE POWER | 300.00 | 2 | 150.00 |
| GALLS | 2,241.55 | 3 | 747.18 |
| GALVANS PAINT & BODY LLC | 1,420.90 | 1 | 1,420.90 |
| GATEWAY PRINTING & OFFICE | 16,955.98 | 50 | 339.12 |

**Nueces County
Transaction Totals by Vendor
Statement Dates: 08/28/2019**

| Merchant | Amount | Transaction Count | Average Transaction |
|---------------------------|-----------|-------------------|---------------------|
| GILL LANDSCAPE NURSERY | 100.00 | 1 | 100.00 |
| GLOBAL LEADERSHIP NETW | 298.00 | 2 | 149.00 |
| GOODYEAR A.S.C. #4738 | 273.71 | 2 | 136.86 |
| GOODYEAR TIRE #4739 | 1,204.77 | 3 | 401.59 |
| GOVERNMENT PAYMENTS | 6.00 | 1 | 6.00 |
| GRAINGER | 787.26 | 5 | 157.45 |
| GRAND HYATT SAN ANTONIO | -5.39 | 3 | -1.80 |
| GRANDE COMMUNICATIONS | 71.71 | 1 | 71.71 |
| GRAYBAR ELECTRIC | 4,513.40 | 11 | 410.31 |
| GREATSTATE TRANSMISSIONS | 2,724.08 | 1 | 2,724.08 |
| GREYHOUND LINES 6855 | 182.40 | 4 | 45.60 |
| GUARDIAN FUNERAL HOME & C | 2,663.00 | 3 | 887.67 |
| GULF COAST GRAPHICS | 185.00 | 1 | 185.00 |
| GULF COAST MAILING SERV | 1,148.16 | 1 | 1,148.16 |
| GULF COAST MARINE INC. | 246.46 | 2 | 123.23 |
| GULF COAST PAPER COM | 75.36 | 1 | 75.36 |
| GULF COAST PAPER COMPANY- | 26,725.26 | 36 | 742.37 |
| GULF COAST REPAIR | 432.38 | 1 | 432.38 |
| H&L DISCOUNT OIL CO | 990.71 | 6 | 165.12 |
| H-E-B #115 | 12.95 | 1 | 12.95 |
| H-E-B #462 | 2,428.63 | 5 | 485.73 |
| H-E-B #643 | 435.58 | 5 | 87.12 |
| HABITAT RESTORE | 200.80 | 2 | 100.40 |
| HAMPTON INNS | 106.22 | 1 | 106.22 |
| HARBOR FREIGHT TOOLS 71 | 84.39 | 3 | 28.13 |
| HELENA 25041 | 599.00 | 1 | 599.00 |
| HERITAGE POWER | 412.26 | 3 | 137.42 |
| HERTZ RENT-A-CAR | 136.10 | 1 | 136.10 |
| HILTON HOTELS | 108.81 | 1 | 108.81 |
| HLU HULU 1491864205930-U | 48.65 | 1 | 48.65 |
| HOBBY-LOBBY #0066 | 88.38 | 1 | 88.38 |
| HOBBY-LOBBY #0116 | 25.97 | 1 | 25.97 |
| HOELSCHER ELECTRIC CO. | 130.00 | 1 | 130.00 |
| HOLIDAY INN | 683.10 | 3 | 227.70 |
| HOLIDAY INN EXPRESS | 424.88 | 4 | 106.22 |
| HOLIDAY INN EXPRESS & SU | 528.82 | 4 | 132.20 |
| HOLT CAT CORPUS - MC | 1,430.28 | 7 | 204.33 |
| HOMEDPOT.COM | 2,591.71 | 2 | 1,295.86 |
| HOMEWOOD SUITES | 869.40 | 2 | 434.70 |
| HORIZON DIST - H263 | 91.00 | 1 | 91.00 |
| HOSE OF SOUTH TEXAS | 789.75 | 9 | 87.75 |
| HOT ROD RUDYS | 478.40 | 1 | 478.40 |

**Nueces County
Transaction Totals by Vendor
Statement Dates: 08/28/2019**

| Merchant | Amount | Transaction Count | Average Transaction |
|---------------------------|----------|-------------------|---------------------|
| HUB CITY OVERHEAD DOOR CO | 524.00 | 2 | 262.00 |
| HYDRAULICS OF TEXAS | 1,187.00 | 1 | 1,187.00 |
| IDENTOGO - TX FINGERPRINT | 154.00 | 14 | 11.00 |
| IDU INSIGHT PUBLIC SEC | 3,161.36 | 3 | 1,053.79 |
| IN CORPUS CHRISTI BAR AS | 225.00 | 1 | 225.00 |
| IN PRO TECH MECHANICAL I | 620.85 | 1 | 620.85 |
| IN R & R PETRO SERVICES | 13.64 | 1 | 13.64 |
| IN SALINAS IRRIGATION IN | 75.00 | 1 | 75.00 |
| IN TROYS FENCE | 1,945.00 | 3 | 648.33 |
| INTERNATIONAL ELECTRONICS | 106.16 | 3 | 35.39 |
| INTERSTATE BATTERIES | 377.15 | 2 | 188.58 |
| INTUIT QUICKBOOKS | 714.87 | 1 | 714.87 |
| ISLAND TIRE AND AUTOMOTIV | 767.43 | 6 | 127.90 |
| ITD PRINT SOLUTIONS | 1,202.00 | 2 | 601.00 |
| JAMES MATHIS EXXON | 1,796.85 | 1 | 1,796.85 |
| JEANS RESTAURANT SUPPLY | 10.95 | 1 | 10.95 |
| JOHN WRIGHT ASSOCIATES IN | 2,540.00 | 1 | 2,540.00 |
| JOHNSON CONTROLS SS | 6,744.48 | 11 | 613.13 |
| JOHNSTONE SPLY AT CORPUS | 54.34 | 2 | 27.17 |
| JUST ENERGY | 494.03 | 4 | 123.51 |
| JWLEHMAN GROUP LLC | 357.00 | 3 | 119.00 |
| KEGCO INC | 280.35 | 1 | 280.35 |
| KENNEDY WIRE ROPE AND | 190.24 | 1 | 190.24 |
| KIKOS MEXICAN FOOD | 153.68 | 1 | 153.68 |
| KIMBALL MIDWEST | 264.19 | 1 | 264.19 |
| LA COSTA DENTAL OF A | 36.75 | 1 | 36.75 |
| LIFEENERGY LLC | 213.31 | 2 | 106.66 |
| LLRMI | 590.00 | 3 | 196.67 |
| LOGMEIN GOTOMEETING | 147.00 | 1 | 147.00 |
| LOVETT DENTAL #9 | 118.00 | 1 | 118.00 |
| LOWES #01825 | 1,785.19 | 11 | 162.29 |
| LOWES #02506 | 141.23 | 2 | 70.62 |
| LUBRICATION STATION | 137.94 | 2 | 68.97 |
| MAACO | 443.74 | 1 | 443.74 |
| MARCO & CO. CATERING | 192.84 | 2 | 96.42 |
| MARDEL #34 | 110.70 | 2 | 55.35 |
| MARKER 37 LLC | 127.76 | 1 | 127.76 |
| MARKER 37 MARINA | 91.21 | 1 | 91.21 |
| MCCOYS #17 | 44.31 | 2 | 22.16 |
| MCCOYS #29 | 847.00 | 1 | 847.00 |
| MCDONALD'S F36149 | 5.73 | 1 | 5.73 |
| MG BUILDING CORPUS CHRIS | 529.88 | 2 | 264.94 |

**Nueces County
Transaction Totals by Vendor
Statement Dates: 08/28/2019**

| Merchant | Amount | Transaction Count | Average Transaction |
|---------------------------|----------|-------------------|---------------------|
| MIDSTATE ENVIRONMENTAL | 44.00 | 1 | 44.00 |
| MINIT MAN #2 | 125.06 | 1 | 125.06 |
| MINIT MAN #3 | 51.97 | 1 | 51.97 |
| MINIT MAN #4 | 260.26 | 1 | 260.26 |
| MOMAR INC | 707.38 | 1 | 707.38 |
| MOODY GARDENS HOTEL | 585.33 | 2 | 292.66 |
| MOORE MEDICAL LLC | 344.09 | 1 | 344.09 |
| MRS WOODYS INC | 443.45 | 1 | 443.45 |
| NAYLOR'S FARM & RANCH SUP | 163.32 | 2 | 81.66 |
| NCS GED EXAM | 145.00 | 2 | 72.50 |
| NEESSEN CHEVROLET | 192.45 | 1 | 192.45 |
| NETFLIX.COM | 15.99 | 1 | 15.99 |
| NFPA NATL FIRE PROTECT | 175.00 | 1 | 175.00 |
| NICHOLS GUNS | 38.97 | 1 | 38.97 |
| NICHOLS SOUTHSIDE PHAR | 123.87 | 1 | 123.87 |
| NORMA S FRUITS & DELIGHTS | 15.00 | 1 | 15.00 |
| NORTH PADRE HARDWARE | 1,166.07 | 15 | 77.74 |
| NORTHERN TOOL + EQUIP | 281.97 | 2 | 140.98 |
| NOTARIES.COM | 99.95 | 1 | 99.95 |
| NSC NORTHERN SAFETY CO | 204.44 | 3 | 68.15 |
| NUECES CO TX - GOV PAY FE | 15.00 | 5 | 3.00 |
| NUECES CO TX-TAC-MOTOR | 165.00 | 5 | 33.00 |
| NUECES COUNTY WATER DISTR | 5,574.18 | 20 | 278.71 |
| NUECES ELECTRIC COOP | 984.00 | 7 | 140.57 |
| NUECES POWER EQUIPMENT | 19.34 | 1 | 19.34 |
| O'REILLY AUTO PARTS 1982 | 57.28 | 5 | 11.46 |
| O'REILLY AUTO PARTS 635 | 109.06 | 3 | 36.35 |
| ODESSA PUMPS CORPUS CHRIS | 480.40 | 1 | 480.40 |
| OFFICE DEPOT #468 | 386.31 | 8 | 48.29 |
| OFFICE DEPOT #70 | 19.99 | 1 | 19.99 |
| OIL PATCH PETROLEUM INC | 117.18 | 1 | 117.18 |
| OMNI AUSTIN SOUTHPARK | 1,204.05 | 5 | 240.81 |
| OMNI SAN DIEGO FRONT D | 180.35 | 1 | 180.35 |
| OPTIM LLC | 4,025.00 | 1 | 4,025.00 |
| OREILLY AUTO #0445 | 70.61 | 1 | 70.61 |
| OREILLY AUTO #0635 | 463.73 | 13 | 35.67 |
| OREILLY AUTO #1687 | 54.46 | 1 | 54.46 |
| OREILLY AUTO #1982 | 396.87 | 5 | 79.37 |
| OSO CREEK A H #630 | 498.88 | 1 | 498.88 |
| OSS ACADEMY | 35.00 | 1 | 35.00 |
| PAW ALL FAITH CREMATION | 1,942.00 | 2 | 971.00 |
| PAW DEPENDABLE AIRE | 420.00 | 1 | 420.00 |

**Nueces County
Transaction Totals by Vendor
Statement Dates: 08/28/2019**

| Merchant | Amount | Transaction Count | Average Transaction |
|---------------------------|-----------|-------------------|---------------------|
| PAYPAL FIRESAFETY2 | 204.00 | 1 | 204.00 |
| PAYPAL GRAPPLERSIN | 326.88 | 1 | 326.88 |
| PAYPAL WONDERIDEA | 30.00 | 2 | 15.00 |
| PEAVEY CORP. | 215.00 | 1 | 215.00 |
| PETCO 1425 63514251 | 105.98 | 1 | 105.98 |
| PETROLEUM SOLUTIONS INC | 1,156.49 | 2 | 578.24 |
| PETSMART # 0196 | 58.45 | 1 | 58.45 |
| PIONEER POCKET HOTEL | 239.08 | 1 | 239.08 |
| PITNEY BOWES PI | 1,788.95 | 2 | 894.48 |
| PMI ROBSTOWN | 620.67 | 4 | 155.17 |
| PORT ARANSAS HARDWARE | 123.89 | 4 | 30.97 |
| POSTNET (TX162) | 143.08 | 4 | 35.77 |
| PP JOHNNY COOL REFIG | 95.00 | 1 | 95.00 |
| PRECISION BUSINESS MACH | 272.84 | 1 | 272.84 |
| PREMIER SMILES IKENNA | 265.00 | 1 | 265.00 |
| PRO FIRE PROTECTION INC | 725.46 | 1 | 725.46 |
| QDI QUEST DIAGNOSTICS | 89.30 | 1 | 89.30 |
| RACETRAC 2339 00023390 | 34.92 | 1 | 34.92 |
| RAPID AIR | 1,330.00 | 1 | 1,330.00 |
| RED CROSS TRNG & PROD | 1,175.00 | 6 | 195.83 |
| RELIANT ENERGY | 1,747.43 | 13 | 134.42 |
| RICOH USA INC | 39,404.58 | 5 | 7,880.92 |
| ROBLES TIRE RECYCLING | 356.67 | 3 | 118.89 |
| ROBSTOWN UTILITY SYSTEMS | 13,881.49 | 67 | 207.19 |
| ROMCO EQUIPMENT 013 | 324.24 | 2 | 162.12 |
| RUSH TRK CTR CORPUS CHRI | 592.60 | 2 | 296.30 |
| S. TEXAS ALL BATTERY | 125.95 | 1 | 125.95 |
| SAFETY KLEEN CORP | 533.75 | 1 | 533.75 |
| SALLY BEAUTY #2066 | 19.21 | 1 | 19.21 |
| SALLY BEAUTY #3219 | 6.47 | 1 | 6.47 |
| SAMES FORD LINCOLN | 15.60 | 1 | 15.60 |
| SAMS CLUB #8267 | 499.94 | 3 | 166.65 |
| SAMSClub #8267 | -158.23 | 2 | -79.12 |
| SANTA FE ANIMAL HOSPITAL | 189.42 | 1 | 189.42 |
| SCHLOTZSKY'S OLO #1120 | 160.84 | 1 | 160.84 |
| SE40858 | 14.19 | 1 | 14.19 |
| SECURETECH | 135.00 | 1 | 135.00 |
| SERVPRO OF CORPUS CHRISTI | 485.00 | 1 | 485.00 |
| SHAFFER'S MUFFLER & AUTO | 14.00 | 2 | 7.00 |
| SHEINBERG TOOL CO. INC. | 115.08 | 2 | 57.54 |
| SHELL OIL 57543066104 | 60.51 | 1 | 60.51 |
| SHERATON GUNTER SAN ANTN | 136.32 | 1 | 136.32 |

**Nueces County
Transaction Totals by Vendor
Statement Dates: 08/28/2019**

| Merchant | Amount | Transaction Count | Average Transaction |
|---------------------------|-----------|-------------------|---------------------|
| SHERATON MCKINNEY | 210.76 | 1 | 210.76 |
| SHERWIN WILLIAMS 708584 | 150.88 | 1 | 150.88 |
| SHINE ON CAR WASH | 34.00 | 2 | 17.00 |
| SHS SUREPOINTER | 500.00 | 1 | 500.00 |
| SOCIETYFORHUMANRESOURCE | 1,195.00 | 1 | 1,195.00 |
| SOUTHERN TIRE MART | 4,557.52 | 12 | 379.79 |
| SOUTHWES 5262106465994 | 553.96 | 1 | 553.96 |
| SOUTHWES 5262106964779 | 440.00 | 1 | 440.00 |
| SOUTHWEST WHEEL CO COR | 75.39 | 3 | 25.13 |
| SP BRYDGE | -151.11 | 1 | -151.11 |
| SP SPECIALISTID.COM | 387.20 | 1 | 387.20 |
| SPIRAL BINDING LLC | 81.50 | 1 | 81.50 |
| SPL ROBSTOWN HARDWARE COM | 2,650.76 | 13 | 203.90 |
| SQ AUTO WORKS UNLI | 300.00 | 1 | 300.00 |
| SQ BURKHOLDER ELEC | 175.00 | 1 | 175.00 |
| SQ DISTRICT 11 AE4 | 52.00 | 1 | 52.00 |
| SQ DONUT WORLD | 19.50 | 2 | 9.75 |
| SQ GULF COAST LASE | 219.00 | 1 | 219.00 |
| SQ MEHRDAD SALAMAT | 157.50 | 1 | 157.50 |
| SQ SOUTH TEXAS SMALL ENG | 20.98 | 1 | 20.98 |
| SQ TEXAS SIGN EXPR | 240.00 | 1 | 240.00 |
| SQ THE ACT | 150.00 | 1 | 150.00 |
| SR PARTS GLOBAL SOLUTION | 881.84 | 1 | 881.84 |
| STATE BAR TX - MCLE-W | 101.84 | 1 | 101.84 |
| STREAM ENERGY/EZ-PAY | 611.80 | 4 | 152.95 |
| SUBWAY 00126961 | 118.55 | 1 | 118.55 |
| SUMMIT ELECTRIC SUPPLY | 695.83 | 2 | 347.92 |
| SUNOCO 0553014200 | 28.42 | 1 | 28.42 |
| T C AUTO SERVICE | 623.63 | 2 | 311.82 |
| TARGET.COM | 216.46 | 1 | 216.46 |
| TCOLE EVENT REG | 307.26 | 2 | 153.63 |
| TDCAA | 465.00 | 3 | 155.00 |
| TEXAN GLASS - SOUTH INC | 200.00 | 1 | 200.00 |
| TEXAS ASSOCIATION OF C | 175.00 | 2 | 87.50 |
| TEXAS DIESEL SPECIALIST | 154.73 | 1 | 154.73 |
| TEXAS EXCELLENCE DETAIL | 40.00 | 2 | 20.00 |
| TEXAS GUARDIANSHIP ASSOC | 250.00 | 1 | 250.00 |
| THE FRAME UP | 310.50 | 2 | 155.25 |
| THE HOME DEPOT #0526 | 477.47 | 5 | 95.49 |
| THE HOME DEPOT #6564 | 17,076.33 | 30 | 569.21 |
| THE HOME DEPOT #6584 | 868.53 | 16 | 54.28 |
| THE HOME DEPOT 6564 | 1,690.90 | 4 | 422.72 |

**Nueces County
Transaction Totals by Vendor
Statement Dates: 08/28/2019**

| Merchant | Amount | Transaction Count | Average Transaction |
|---------------------------|----------|-------------------|---------------------|
| THE HOME DEPOT 6584 | 664.48 | 3 | 221.49 |
| THE HR SOUTHWEST CONFEREN | 1,119.00 | 1 | 1,119.00 |
| THE SAFEGUARD SYSTEM INC | 24.95 | 1 | 24.95 |
| THERANEST WILEY M | 195.00 | 1 | 195.00 |
| TLO TRANSUNION | 151.20 | 1 | 151.20 |
| TOTAL MAINTENANCE SOLUTIO | 1,606.74 | 4 | 401.68 |
| TOTAL PROTECTION SYSTEMS | 737.50 | 4 | 184.38 |
| TRACTOR SUPPLY #1121 | 47.99 | 1 | 47.99 |
| TRACTOR SUPPLY #333 | 1,190.81 | 7 | 170.12 |
| TREVINO FUNERAL HOME | 1,842.00 | 2 | 921.00 |
| TRIEAGLE ENERGY LP | 106.69 | 1 | 106.69 |
| TRU BY HILTON SA DOWNTOW | 522.87 | 1 | 522.87 |
| TRUCKERS EQUIPMENT | 349.06 | 3 | 116.35 |
| TWC TIME WARNER CABLE | 4,398.92 | 18 | 244.38 |
| TXDPS CRIME RECS | 6.39 | 1 | 6.39 |
| TXTAG 888 468 9824 | 98.96 | 2 | 49.48 |
| TXU BILL PAYMENT | 3,668.46 | 24 | 152.85 |
| UBER TRIP | 67.13 | 1 | 67.13 |
| UNITED 0161522585490 | -24.00 | 1 | -24.00 |
| UNITED 0161526451193 | 0.00 | 2 | 0.00 |
| UNITY CHAPEL FUNERAL | 921.00 | 1 | 921.00 |
| UNIVAR USA INC. | 140.92 | 2 | 70.46 |
| UPS (800) 811-1648 | 95.43 | 1 | 95.43 |
| USPS PO 4808000343 | 330.00 | 1 | 330.00 |
| USPS PO 4820200410 | 770.95 | 11 | 70.09 |
| USPS PO 4820210418 | 6.00 | 1 | 6.00 |
| USPS PO 4820250415 | 2,750.00 | 2 | 1,375.00 |
| USPS PO 4820270411 | 110.00 | 1 | 110.00 |
| USPS PO 4876650380 | 13.70 | 1 | 13.70 |
| USR-ELECTRIC BILL | 300.00 | 2 | 150.00 |
| V247 POWER CORPORATION | 25.00 | 1 | 25.00 |
| VAQUEROS MEXICAN RESTAURA | 51.29 | 1 | 51.29 |
| VARIDESK 1800 207 2587 | 355.50 | 1 | 355.50 |
| VETERAN ENERGY LLC | 88.30 | 1 | 88.30 |
| VIOLETWATERSUPPLY VCN | 88.71 | 1 | 88.71 |
| VIP CAR WASH & SUPER | 526.10 | 1 | 526.10 |
| VIP CAR WASH AND LUBE NW | 47.90 | 1 | 47.90 |
| W WHITE AIR CONDITIONING | 118.50 | 1 | 118.50 |
| WAL-MART #0464 | 182.60 | 2 | 91.30 |
| WAL-MART #0470 | 145.34 | 3 | 48.45 |
| WAL-MART #1494 | 53.64 | 1 | 53.64 |
| WAL-MART #5898 | 97.80 | 1 | 97.80 |

**Nueces County
Transaction Totals by Vendor
Statement Dates: 08/28/2019**

| Merchant | Amount | Transaction Count | Average Transaction |
|---------------------------|-------------------|-------------------|---------------------|
| WALGREENS #4424 | 1,216.61 | 11 | 110.60 |
| WALMART.COM 8009666546 | 208.35 | 1 | 208.35 |
| WATCHGUARD VIDEO | 287.00 | 1 | 287.00 |
| WESTERN AUTO ACE HARDWAR | 492.00 | 9 | 54.67 |
| WHATABURGER 570 Q26 | 17.70 | 1 | 17.70 |
| WILBUR ELLIS TAFT | 485.00 | 1 | 485.00 |
| WM SUPERCENTER #470 | 669.32 | 3 | 223.11 |
| WM SUPERCENTER #490 | 23.36 | 1 | 23.36 |
| WOODY'S TRUCK CENTER | 122.49 | 3 | 40.83 |
| WORTH HYDROCHEM OF CORPUS | 2,650.00 | 2 | 1,325.00 |
| XOOM ENERGY TEXAS | 448.94 | 3 | 149.65 |
| ZAM AUTOMOTIVE | 1,351.99 | 1 | 1,351.99 |
| ZARSKY LUMBER-PORT A | 282.87 | 3 | 94.29 |
| ZORO TOOLS INC | 942.75 | 4 | 235.69 |
| Total | 389,107.33 | 1,245 | 312.54 |

**Nueces County
Transaction Totals by Vendor YTD
For the 11 months ending 08/28/2019**

| Merchant | Amount | Transaction Count | Average Transaction |
|---------------------------|------------|-------------------|---------------------|
| GULF COAST PAPER COMPANY- | 294,527.35 | 403 | 730.84 |
| FINANCIAL SERVICES | 248,179.86 | 12 | 20,681.66 |
| RICOH USA INC | 216,683.62 | 18 | 12,037.98 |
| GATEWAY PRINTING & OFFICE | 166,084.77 | 548 | 303.07 |
| AT&T BILL PAYMENT | 119,026.21 | 18 | 6,612.57 |
| ROBSTOWN UTILITY SYSTEMS | 69,450.26 | 357 | 194.54 |
| THE HOME DEPOT #6564 | 66,241.63 | 286 | 231.61 |
| JOHNSON CONTROLS SS | 62,737.70 | 77 | 814.78 |
| TWC TIME WARNER CABLE | 55,539.56 | 205 | 270.92 |
| CITY OF CORPUS CHRISTI | 52,884.64 | 419 | 126.22 |
| COASTAL OFFICE SOLUTIONS | 52,293.55 | 67 | 780.50 |
| ROBSTOWN HARDWARE CO INC | 48,212.38 | 179 | 269.34 |
| A&W OFFICE SUPPLY | 43,923.25 | 45 | 976.07 |
| TXU BILL PAYMENT | 43,851.95 | 225 | 194.90 |
| SOUTHERN TIRE MART | 34,086.02 | 92 | 370.50 |
| PROF PLUMBING GROUP | 31,996.73 | 35 | 914.19 |
| ADI-SA | 31,890.42 | 14 | 2,277.89 |
| DAILY WELLS COMMUNICATIO | 28,879.43 | 112 | 257.85 |
| NUECES COUNTY WATER DISCT | 27,843.84 | 97 | 287.05 |
| HOLT CAT CORPUS - MC | 27,804.87 | 84 | 331.01 |
| IN PRO TECH MECHANICAL I | 26,297.85 | 31 | 848.32 |
| TARGET 00003350 | 22,230.68 | 6 | 3,705.11 |
| CORPUS CHRISTI REGIONAL | 21,750.00 | 5 | 4,350.00 |
| ITD PRINT SOLUTIONS | 21,655.00 | 27 | 802.04 |
| CORPUS CHRISTI CALLER | 21,612.30 | 41 | 527.13 |
| ASHMORE PAINT CO INC | 21,286.42 | 65 | 327.48 |
| GULF COAST MAILING SERV | 19,226.04 | 13 | 1,478.93 |
| AMERICAN SOLUTIONS4 BUS | 19,208.15 | 20 | 960.41 |
| INTUIT QUICKBOOKS | 18,643.78 | 15 | 1,242.92 |
| ARNOLD OIL COMPANY | 17,057.53 | 137 | 124.51 |
| GRAYBAR ELECTRIC | 16,504.83 | 74 | 223.04 |
| TREVINO FUNERAL HOME | 16,340.55 | 22 | 742.75 |
| USPS PO 4820250415 | 15,301.44 | 15 | 1,020.10 |
| THE HOME DEPOT #6584 | 14,960.21 | 247 | 60.57 |
| 1398 COLUMBIA | 14,075.10 | 19 | 740.79 |
| TOTAL PROTECTION SYSTEMS | 14,029.75 | 43 | 326.27 |
| FIVE POINTS AUTO CENTER | 13,866.09 | 49 | 282.98 |
| NUECES COUNTY WATER DISTR | 13,684.45 | 37 | 369.85 |
| A PLUS PLUMBING AND RE | 13,198.40 | 23 | 573.84 |
| PAW ALL FAITH CREMATION | 13,112.73 | 14 | 936.62 |
| GCR 630CORPCHRISTITX | 13,043.11 | 55 | 237.15 |
| THE HOME DEPOT 6564 | 12,841.98 | 44 | 291.86 |

**Nueces County
Transaction Totals by Vendor YTD
For the 11 months ending 08/28/2019**

| Merchant | Amount | Transaction Count | Average Transaction |
|---------------------------|-----------|-------------------|---------------------|
| TDCAA | 12,769.00 | 22 | 580.41 |
| LOWES #01825 | 12,637.81 | 114 | 110.86 |
| TOTAL MAINTENANCE SOLUTIO | 12,631.96 | 17 | 743.06 |
| GRAINGER | 12,452.82 | 51 | 244.17 |
| NORTH PADRE HARDWARE | 12,422.00 | 169 | 73.50 |
| IDU INSIGHT PUBLIC SEC | 11,809.68 | 13 | 908.44 |
| IN RICHLINE TECHNICAL SE | 11,795.37 | 5 | 2,359.07 |
| MOORE MEDICAL LLC | 11,594.06 | 28 | 414.07 |
| SQ G A DOUGLAS | 11,402.81 | 24 | 475.12 |
| IN GULF BUSINESS PRINTIN | 11,305.40 | 5 | 2,261.08 |
| MG BUILDING CORPUS CHRIS | 11,243.42 | 48 | 234.24 |
| GALVANS PAINT & BODY LLC | 11,214.51 | 9 | 1,246.06 |
| RELIANT ENERGY | 11,050.04 | 75 | 147.33 |
| DISCOUNT-TIRE-CO TXC-05 | 10,822.70 | 34 | 318.31 |
| CORPUS CHRISTI FREIGHTLIN | 10,404.99 | 63 | 165.16 |
| STATE BAR TX-DUES-WEB | 10,048.00 | 11 | 913.45 |
| CC STAMP WORKS INC | 10,035.22 | 67 | 149.78 |
| H-E-B #184 | 10,004.91 | 12 | 833.74 |
| LNSTARPROD | 9,869.87 | 13 | 759.22 |
| CBS RENTAL & SUPPLY | 9,812.86 | 52 | 188.71 |
| ROBLES TIRE RECYCLING | 9,757.66 | 42 | 232.33 |
| BECK MASTEN COASTAL BEND | 9,753.52 | 29 | 336.33 |
| CRADLEPOINT | 9,751.07 | 1 | 9,751.07 |
| FSI CPL RETAIL | 9,610.66 | 71 | 135.36 |
| EWALD KUBOTA - CORPUS CHR | 9,523.65 | 48 | 198.41 |
| C.C. BATTERY COMPANY | 9,439.97 | 67 | 140.90 |
| OREILLY AUTO #1982 | 9,322.71 | 145 | 64.29 |
| COASTAL DIESEL | 9,294.45 | 116 | 80.12 |
| OMNI AUSTIN SOUTHPARK | 9,020.52 | 18 | 501.14 |
| GOODYEAR TIRE #4739 | 8,715.12 | 28 | 311.25 |
| GUARDIAN FUNERAL HOME & C | 8,710.00 | 10 | 871.00 |
| DELTA SPECIALTIES SUPPLY | 8,656.32 | 9 | 961.81 |
| JUST ENERGY | 8,287.77 | 60 | 138.13 |
| BOB BARKER COMPANY INC | 8,228.47 | 31 | 265.43 |
| THE HOME DEPOT 6584 | 8,184.03 | 48 | 170.50 |
| CORPUS CHRISTI FUNERAL | 7,985.00 | 8 | 998.12 |
| ZORO TOOLS INC | 7,878.12 | 28 | 281.36 |
| A & B PLASTICS AND FABRIC | 7,699.41 | 18 | 427.74 |
| INTERSTATE BATTERIES | 7,669.76 | 40 | 191.74 |
| UNIVAR USA INC | 7,665.25 | 60 | 127.75 |
| HOSE OF SOUTH TEXAS | 7,610.66 | 92 | 82.72 |
| PITNEY BOWES PI | 7,539.69 | 15 | 502.65 |

**Nueces County
Transaction Totals by Vendor YTD
For the 11 months ending 08/28/2019**

| Merchant | Amount | Transaction Count | Average Transaction |
|---------------------------|----------|-------------------|---------------------|
| WOODY'S TRUCK CENTER | 7,503.21 | 82 | 91.50 |
| CORPUS CHRISTI FORD | 7,450.15 | 52 | 143.27 |
| WAUKESHA-PEARCE CORPUS | 7,420.57 | 20 | 371.03 |
| CORPUS CHRISTI SAFE AND L | 7,380.80 | 50 | 147.62 |
| FERGUSON ENT # 116 | 7,175.69 | 48 | 149.49 |
| WALGREENS #4424 | 7,119.27 | 40 | 177.98 |
| A-1 TIRE & AUTO | 6,873.65 | 30 | 229.12 |
| H-E-B #462 | 6,836.58 | 23 | 297.24 |
| BEST BUY 00002352 | 6,805.32 | 26 | 261.74 |
| PRAXAIR DIST INC 70245 | 6,786.68 | 9 | 754.08 |
| BINSWANGER GLASS #100 | 6,732.57 | 12 | 561.05 |
| ALTEX COMPUTER AND ELECTR | 6,514.33 | 53 | 122.91 |
| ICS JAIL SUPPLIES INC. | 6,467.00 | 7 | 923.86 |
| TRACTOR SUPPLY #333 | 6,375.90 | 54 | 118.07 |
| ACADEMY SPORTS #29 | 6,305.62 | 21 | 300.27 |
| SHEINBERG TOOL CO. INC. | 6,270.17 | 46 | 136.31 |
| PAYPAL ALARMTX | 6,259.50 | 9 | 695.50 |
| FASCLAMPITT CORPUS CHRIST | 6,242.33 | 46 | 135.70 |
| THE PAIGE COMPANY CONT | 6,050.50 | 8 | 756.31 |
| POSTNET (TX162) | 6,041.10 | 31 | 194.87 |
| NUECES ELECTRIC COOP | 6,025.86 | 37 | 162.86 |
| ROMCO EQUIPMENT 013 | 5,955.37 | 9 | 661.71 |
| MOMAR INC | 5,867.96 | 14 | 419.14 |
| PMI ROBSTOWN | 5,836.69 | 27 | 216.17 |
| NSC NORTHERN SAFETY CO | 5,796.90 | 28 | 207.03 |
| CORPUS CHRISTI ELECTRIC | 5,630.02 | 29 | 194.14 |
| AN CHEVROLET N CORPUS | 5,562.59 | 26 | 213.95 |
| STREAM ENERGY/EZ-PAY | 5,499.67 | 52 | 105.76 |
| HOMEDEPOT.COM | 5,423.43 | 10 | 542.34 |
| WORTH HYDROCHEM OF CORPUS | 5,400.00 | 5 | 1,080.00 |
| TRUCKERS EQUIPMENT | 5,241.27 | 24 | 218.39 |
| ANNAVILLE MUFFLER & AU | 5,236.29 | 27 | 193.94 |
| IN LONE STAR PRODUCTS & | 5,215.66 | 4 | 1,303.92 |
| ZEBRATECHNOLOGIES INTL | 5,209.31 | 5 | 1,041.86 |
| S. TEXAS ALL BATTERY | 5,146.67 | 16 | 321.67 |
| ISLAND TIRE AND AUTOMOTIV | 5,115.03 | 53 | 96.51 |
| HOLIDAY INN | 5,099.27 | 21 | 242.82 |
| IN R & R PETRO SERVICES | 5,048.11 | 9 | 560.90 |
| SQ ORLANDO DOMINGUEZ | 5,035.00 | 1 | 5,035.00 |
| AMZN MKTP US MB2UF7430 | 5,028.50 | 1 | 5,028.50 |
| IN TROYS FENCE | 4,970.00 | 8 | 621.25 |
| HOT ROD RUDYS | 4,968.66 | 21 | 236.60 |

**Nueces County
Transaction Totals by Vendor YTD
For the 11 months ending 08/28/2019**

| Merchant | Amount | Transaction Count | Average Transaction |
|---------------------------|----------|-------------------|---------------------|
| HOLIDAY INN EXPRESS | 4,948.33 | 24 | 206.18 |
| SQ CARS 4 CREDIT | 4,940.06 | 9 | 548.90 |
| SQ AUTO WORKS UNLI | 4,920.50 | 16 | 307.53 |
| TEXAS ASSOCIATION OF C | 4,920.00 | 23 | 213.91 |
| SPL ROBSTOWN HARDWARE COM | 4,844.90 | 20 | 242.24 |
| SHERATON GRAND LOS ANGELE | 4,794.56 | 4 | 1,198.64 |
| JOHNSTONE SPLY AT CORPUS | 4,789.34 | 38 | 126.04 |
| 3 C INDUSTRIAL LLC | 4,769.95 | 2 | 2,384.98 |
| SQ CARRILLOS WELDI | 4,764.69 | 5 | 952.94 |
| GOODYEAR A.S.C. #4738 | 4,701.16 | 22 | 213.69 |
| ELSAG NORTH AMERICA | 4,663.20 | 2 | 2,331.60 |
| TEXAS THRONE LLC | 4,375.00 | 9 | 486.11 |
| CC DISTRIBUTORS | 4,359.60 | 48 | 90.82 |
| WM SUPERCENTER #470 | 4,310.34 | 30 | 143.68 |
| OFFICE DEPOT #1127 | 4,292.89 | 45 | 95.40 |
| ARC SERVICES/TRAINING | 4,287.00 | 29 | 147.83 |
| DTV DIRECTV SERVICE | 4,275.00 | 31 | 137.90 |
| SHEINBERG TOOL CO INC | 4,265.59 | 19 | 224.50 |
| SCOTT ELECTRIC COMPANY | 4,248.26 | 5 | 849.65 |
| DOUBLETREE HOTELS | 4,239.02 | 16 | 264.94 |
| TEXAS DIESEL SPECIALIST | 4,198.01 | 4 | 1,049.50 |
| RAPID AIR | 4,176.50 | 7 | 596.64 |
| THE HOME DEPOT #0526 | 4,097.90 | 49 | 83.63 |
| FACILITY SOLUTIONS GROUP | 4,091.49 | 5 | 818.30 |
| SCHINDLER ELEVATOR CORP | 4,050.80 | 5 | 810.16 |
| OPTIM LLC | 4,025.00 | 1 | 4,025.00 |
| FSI FIRST CHOICE POWER | 4,012.50 | 31 | 129.44 |
| ENVIROTEST LLC | 3,996.00 | 3 | 1,332.00 |
| AMBIT TEXAS LLC | 3,993.89 | 35 | 114.11 |
| ZARSKY LUMBER-PORT A | 3,950.07 | 43 | 91.86 |
| TASER INTERNATIONAL | 3,924.00 | 3 | 1,308.00 |
| GALLS | 3,897.68 | 11 | 354.33 |
| OREILLY AUTO #0635 | 3,889.25 | 116 | 33.53 |
| BIG JOES TIRE & AUTO | 3,881.21 | 5 | 776.24 |
| THC VIRTUAL AUSTIN | 3,850.00 | 3 | 1,283.33 |
| AMIGO ENERGY | 3,831.61 | 30 | 127.72 |
| COOPER EQUIPMENT | 3,768.51 | 6 | 628.08 |
| ERGON ASPHLT & EMULSIONS | 3,756.13 | 6 | 626.02 |
| D & C FENCE CO. INC | 3,755.00 | 4 | 938.75 |
| USPS PO 4820200410 | 3,725.48 | 77 | 48.38 |
| EMBASSY SUITES SAN MR | 3,667.19 | 10 | 366.72 |
| DLT SOLUTIONS 703-773- | 3,644.70 | 1 | 3,644.70 |

Nueces County
Transaction Totals by Vendor YTD
For the 11 months ending 08/28/2019

| Merchant | Amount | Transaction Count | Average Transaction |
|---------------------------|----------|-------------------|---------------------|
| ON SITE DECALS | 3,642.95 | 6 | 607.16 |
| FREDPRYOR CAREERTRACK | 3,536.00 | 4 | 884.00 |
| SAN LUIS GALVESTON HOT | 3,495.59 | 17 | 205.62 |
| GOVERNMENT FINANCE OFFIC | 3,471.00 | 7 | 495.86 |
| CARS 4 CREDIT | 3,469.09 | 7 | 495.58 |
| IN ACADEMIC CHURCH & CHO | 3,462.00 | 11 | 314.73 |
| MORGAN STREET DENTAL CE | 3,439.00 | 13 | 264.54 |
| H&L DISCOUNT OIL CO | 3,436.71 | 16 | 214.79 |
| MAACO | 3,428.14 | 3 | 1,142.71 |
| 8X8 INC. 888-898-8733 | 3,418.31 | 12 | 284.86 |
| WILBUR ELLIS TAFT | 3,397.50 | 9 | 377.50 |
| INDUSTRIAL FABRICATORS OF | 3,390.25 | 6 | 565.04 |
| AIRGAS CENTRAL | 3,359.64 | 23 | 146.07 |
| ED BURKES AUTO | 3,345.52 | 12 | 278.79 |
| ADVANCE AUTO PARTS #3344 | 3,330.88 | 97 | 34.34 |
| FLEETPRIDE155 | 3,317.11 | 12 | 276.43 |
| STANLEY STEEMERCORCHR | 3,294.94 | 7 | 470.71 |
| EMBASSY SUITES BY HILTON | 3,277.72 | 3 | 1,092.57 |
| FAMILY COUNSELING SERVICE | 3,270.00 | 1 | 3,270.00 |
| FASTSERV SUPPLY CORPUS | 3,266.70 | 35 | 93.33 |
| COASTAL A.D.S INC. | 3,264.02 | 22 | 148.36 |
| THOMSON WEST TCD | 3,255.00 | 8 | 406.88 |
| NETWORKTIGERS INC | 3,216.47 | 4 | 804.12 |
| DMI DELL HIGHER EDUC | 3,194.06 | 10 | 319.41 |
| IN SOUTH TEXAS RESTAURAN | 3,182.67 | 6 | 530.44 |
| COOPERS COLLISION CENTER | 3,166.28 | 2 | 1,583.14 |
| TEXAN GLASS - SOUTH INC | 3,150.00 | 13 | 242.31 |
| ZAM AUTOMOTIVE | 3,094.60 | 5 | 618.92 |
| PROFIRE PROTECTION INC. | 3,094.50 | 10 | 309.45 |
| HAMPTON INNS | 3,085.67 | 8 | 385.71 |
| KOETTER FIRE CORPUS | 3,073.51 | 4 | 768.38 |
| ZIEBART TX-70 | 3,043.00 | 3 | 1,014.33 |
| CORPUS AUTO SERVICE | 3,041.06 | 2 | 1,520.53 |
| WAL-MART #1494 | 2,992.05 | 42 | 71.24 |
| STERLING HEALTHCARE OPCO | 2,991.00 | 2 | 1,495.50 |
| GREATSTATE TRANSMISSIONS | 2,909.98 | 3 | 969.99 |
| EXXONMOBIL 45362076 | 2,891.97 | 6 | 482.00 |
| SQ TOTAL PROTECTIO | 2,890.00 | 10 | 289.00 |
| AN COLLISION CORPUS | 2,815.20 | 2 | 1,407.60 |
| IMPERIAL TRIM SHOP | 2,810.00 | 9 | 312.22 |
| DEL-AIR CO INC | 2,775.72 | 2 | 1,387.86 |
| FIRETROL PROTECTION SYSTE | 2,760.82 | 7 | 394.40 |

**Nueces County
Transaction Totals by Vendor YTD
For the 11 months ending 08/28/2019**

| Merchant | Amount | Transaction Count | Average Transaction |
|---------------------------|----------|-------------------|---------------------|
| VISTA.COM | 2,750.00 | 1 | 2,750.00 |
| BOB'S CITY GARAGE | 2,734.25 | 6 | 455.71 |
| NORTHERN TOOL + EQUIP | 2,724.92 | 7 | 389.27 |
| BROOKS TIRE INC | 2,709.28 | 24 | 112.89 |
| OFFICE DEPOT #468 | 2,688.08 | 28 | 96.00 |
| CARROT TOP INDUSTRIES | 2,670.69 | 7 | 381.53 |
| USPS PO 4820230409 | 2,625.00 | 2 | 1,312.50 |
| SAMSCLUB #8267 | 2,593.45 | 24 | 108.06 |
| UNITY CHAPEL FUNERAL | 2,563.00 | 3 | 854.33 |
| MUNIZ ELECTRICAL AND COOL | 2,540.80 | 5 | 508.16 |
| JOHN WRIGHT ASSOCIATES IN | 2,540.00 | 1 | 2,540.00 |
| SQ SUAREZ PAINTING | 2,525.00 | 2 | 1,262.50 |
| THE HOME DEPOT 526 | 2,511.22 | 12 | 209.27 |
| SR PARTS GLOBAL SOLUTION | 2,484.84 | 8 | 310.60 |
| KIMBALL MIDWEST | 2,478.97 | 10 | 247.90 |
| WM SUPERCENTER #1494 | 2,473.73 | 33 | 74.96 |
| XOOM ENERGY TEXAS | 2,465.67 | 21 | 117.41 |
| VIP CAR WASH & SUPER | 2,458.55 | 11 | 223.50 |
| HOLIDAY INN EXPRESS & SU | 2,443.88 | 20 | 122.19 |
| SAMS CLUB #8267 | 2,432.59 | 19 | 128.03 |
| SQ X RAY ON WHEELS | 2,430.00 | 2 | 1,215.00 |
| INTAB LLC | 2,428.38 | 2 | 1,214.19 |
| THERANEST WILEY M | 2,399.62 | 12 | 199.97 |
| SQ TEXAS SIGN EXPR | 2,370.00 | 6 | 395.00 |
| COMPLETE DIESEL REPAIR | 2,324.34 | 8 | 290.54 |
| MID COAST ELECTRIC SUPPLY | 2,286.71 | 7 | 326.67 |
| NUECES POWER EQUIPMENT | 2,238.15 | 8 | 279.77 |
| VIP CAR WASH AND LUBE NW | 2,228.40 | 36 | 61.90 |
| NNA SERVICES LLC | 2,219.08 | 15 | 147.94 |
| UNITEDSCOPE | 2,216.97 | 1 | 2,216.97 |
| HELENA CHEM CO 25041 | 2,214.80 | 6 | 369.13 |
| CELEBRATE EXCELLENCE | 2,212.50 | 1 | 2,212.50 |
| WAL-MART #0464 | 2,207.32 | 21 | 105.11 |
| DISCOUNT AUTO 2 | 2,198.07 | 11 | 199.82 |
| HEB #184 | 2,168.70 | 2 | 1,084.35 |
| DISCOUNT TIRE TXC 12 | 2,167.33 | 4 | 541.83 |
| FASCLAMPITT CC | 2,146.91 | 21 | 102.23 |
| BETA TECHNOLOGY INC | 2,146.50 | 3 | 715.50 |
| NATIONAL SAFETY COUNCIL | 2,145.97 | 7 | 306.57 |
| MNI DIESEL INC. | 2,145.61 | 5 | 429.12 |
| JAMES MATHIS EXXON | 2,117.01 | 2 | 1,058.50 |
| FAST FLEET SERVICES | 2,114.97 | 3 | 704.99 |

**Nueces County
Transaction Totals by Vendor YTD
For the 11 months ending 08/28/2019**

| Merchant | Amount | Transaction Count | Average Transaction |
|---------------------------|----------|-------------------|---------------------|
| GUARD MASTER FIRE & SAFE | 2,110.00 | 6 | 351.67 |
| GREYHOUND LINES 6855 | 2,107.35 | 41 | 51.40 |
| NUECES CO TX-TAC-MOTOR | 2,100.75 | 47 | 44.70 |
| PYL MYAN MANAGEMENT | 2,095.66 | 2 | 1,047.83 |
| VULCAN INC | 2,093.25 | 4 | 523.31 |
| THERANEST ANNUAL SUB | 2,080.00 | 1 | 2,080.00 |
| DIGICERT INC | 2,079.00 | 2 | 1,039.50 |
| MARKER 37 LLC | 2,075.82 | 14 | 148.27 |
| HUB CITY OVERHEAD DOOR CO | 2,069.00 | 6 | 344.83 |
| BUSH HYDRAULICS | 2,039.71 | 14 | 145.69 |
| SAMES FORD LINCOLN | 2,029.48 | 23 | 88.24 |
| SQ MAYORGA AUTOMOT | 2,005.27 | 1 | 2,005.27 |
| SILSBEE FORD | 2,001.00 | 4 | 500.25 |
| FRANK TINGL | 1,999.00 | 1 | 1,999.00 |
| LONG BEACH HILTON | 1,996.40 | 2 | 998.20 |
| H-E-B #643 | 1,977.70 | 26 | 76.07 |
| C&S PLATING & BUMPER RECY | 1,975.72 | 3 | 658.57 |
| ANNAVILLE MUFFLER AND | 1,971.16 | 9 | 219.02 |
| HYATT REGENCY AUSTIN | 1,965.29 | 5 | 393.06 |
| CAMBRIA HOTEL AND SUITES | 1,959.50 | 3 | 653.17 |
| AG PRO TAFT 010102 | 1,957.51 | 5 | 391.50 |
| WESTERN AUTO ACE HARDWAR | 1,952.70 | 39 | 50.07 |
| ARM CONSTRUCTION | 1,950.00 | 1 | 1,950.00 |
| CRITTER CONTROL SOUTH TX | 1,949.00 | 1 | 1,949.00 |
| ROMCO EQUIPMENT 003 | 1,939.52 | 1 | 1,939.52 |
| HOTELS.COM153722335605 | 1,929.87 | 1 | 1,929.87 |
| SANTA FE ANIMAL HOSPITAL | 1,919.88 | 14 | 137.13 |
| FSGI CORPUS LIGHTING | 1,916.90 | 5 | 383.38 |
| ULTIMATE SIGNS AND GRAPHI | 1,902.00 | 7 | 271.71 |
| SOUTHWEST WHEEL CO COR | 1,901.03 | 24 | 79.21 |
| SPRING PLUMBING CONSTRUCT | 1,866.54 | 2 | 933.27 |
| GT DISTRIBUTORS INC | 1,861.57 | 1 | 1,861.57 |
| GULF COAST MARINE INC. | 1,854.06 | 5 | 370.81 |
| DIESEL ENGINE & INJECTIO | 1,851.02 | 20 | 92.55 |
| TCEQ EPAYMENT | 1,845.00 | 3 | 615.00 |
| RAM PRODUCTS LTD. | 1,842.68 | 8 | 230.34 |
| CONSERVICE | 1,837.85 | 3 | 612.62 |
| AMAZON.COM MT1QN1400 | 1,835.19 | 1 | 1,835.19 |
| GOES HEATING SYSTEMS | 1,809.60 | 4 | 452.40 |
| ADI-AU | 1,800.97 | 1 | 1,800.97 |
| IN CUBIT CONTRACTING LLC | 1,800.00 | 1 | 1,800.00 |
| ADAMSMETALDETECTORS | 1,800.00 | 1 | 1,800.00 |

**Nueces County
Transaction Totals by Vendor YTD
For the 11 months ending 08/28/2019**

| Merchant | Amount | Transaction Count | Average Transaction |
|---------------------------|----------|-------------------|---------------------|
| BELLA BISTRO | 1,797.99 | 4 | 449.50 |
| ATLAS PHONES.COM | 1,792.35 | 3 | 597.45 |
| ARROW DISPLAY SIGNS INC. | 1,782.25 | 2 | 891.12 |
| 3G GRAPHICS | 1,777.66 | 7 | 253.95 |
| FRANCO'S GARAGE | 1,770.00 | 6 | 295.00 |
| 24 HR SAFETY-CORPUS CH | 1,767.95 | 6 | 294.66 |
| RED CROSS TRNG & PROD | 1,765.00 | 10 | 176.50 |
| LOGMEIN GOTOMEETING | 1,764.00 | 12 | 147.00 |
| TRACTOR SUPPLY CO #1907 | 1,761.72 | 19 | 92.72 |
| DSI DIST CORP | 1,750.00 | 1 | 1,750.00 |
| INNOVATIVE SIGN LLC | 1,740.15 | 4 | 435.04 |
| DOUBLETREE SUITES ASTN | 1,730.16 | 4 | 432.54 |
| MOODY GARDENS HOTEL | 1,720.38 | 10 | 172.04 |
| IDENTOGO - TX FINGERPRINT | 1,715.21 | 156 | 10.99 |
| GULF COAST NUT & BOLT SUP | 1,711.99 | 13 | 131.69 |
| ATT BILL PAYMENT | 1,695.93 | 16 | 106.00 |
| HOLT CAT AR FINANCE - 07 | 1,686.40 | 1 | 1,686.40 |
| CERTIFIED LABORATORIES | 1,683.65 | 3 | 561.22 |
| IN J&B PAVELKA INC. | 1,672.63 | 3 | 557.54 |
| INDUSTRIAL COMMUNICATIONS | 1,668.11 | 3 | 556.04 |
| W WHITE AIR CONDITIONING | 1,663.50 | 2 | 831.75 |
| S&S CORPUS | 1,662.97 | 1 | 1,662.97 |
| PRO FIRE PROTECTION INC | 1,662.01 | 8 | 207.75 |
| SQ GOSQ.COM TIMOTH | 1,650.00 | 3 | 550.00 |
| T C AUTO SERVICE | 1,648.43 | 6 | 274.74 |
| EWING IRRIGATION PRD 146 | 1,648.07 | 2 | 824.04 |
| MARRIOTT WOODLANDS | 1,623.33 | 3 | 541.11 |
| ROMCO EQUIPMENT 004 | 1,619.77 | 2 | 809.88 |
| OSO CREEK A H #630 | 1,619.40 | 3 | 539.80 |
| EMBCC | 1,613.60 | 2 | 806.80 |
| ZARSKY LUMBER-CORPUS | 1,609.90 | 10 | 160.99 |
| SAFETY KLEEN CORP | 1,606.29 | 3 | 535.43 |
| HALFF ASSOCIATES INC. | 1,600.00 | 1 | 1,600.00 |
| EDDIES GULF RADIATOR | 1,585.00 | 4 | 396.25 |
| AMZN MKTP US | 1,578.43 | 11 | 143.49 |
| PETROLEUM SOLUTIONS INC | 1,557.71 | 3 | 519.24 |
| FULLER TRACTOR COMPANY | 1,550.72 | 1 | 1,550.72 |
| ENTRUST ENERGY | 1,533.72 | 13 | 117.98 |
| SQ GULF COAST LASE | 1,533.00 | 5 | 306.60 |
| OREILLY AUTO #0711 | 1,530.65 | 12 | 127.55 |
| HYATT HOUSE AUSTIN/DOW | 1,528.45 | 5 | 305.69 |
| BIRDS RUBBER STAMPS | 1,509.50 | 30 | 50.32 |

Nueces County
Transaction Totals by Vendor YTD
For the 11 months ending 08/28/2019

| Merchant | Amount | Transaction Count | Average Transaction |
|---------------------------|----------|-------------------|---------------------|
| AMMOMAN COM 856-767-3877 | 1,503.00 | 1 | 1,503.00 |
| SHRM ANNUAL700078670 | 1,490.00 | 1 | 1,490.00 |
| SUMMIT ELECTRIC SUPPLY | 1,484.84 | 4 | 371.21 |
| EATON DC HOTEL | 1,460.04 | 1 | 1,460.04 |
| HI SAN ANTONIO RIVERWALK | 1,452.93 | 4 | 363.23 |
| DOGGETT HM SERVICES | 1,446.08 | 8 | 180.76 |
| IMPACT RECOVERY SYSTEMS | 1,445.11 | 1 | 1,445.11 |
| IN DOOR DIRECT | 1,440.62 | 6 | 240.10 |
| APL ITUNES.COM/BILL | 1,437.38 | 61 | 23.56 |
| EVINS GLASS SERVICE IN | 1,435.34 | 5 | 287.07 |
| SYMBOL ARTS WEB | 1,422.75 | 5 | 284.55 |
| CHAMPION CHEVY_CADILLA | 1,417.65 | 9 | 157.52 |
| PRAXAIR DIST INC OAM | 1,411.39 | 11 | 128.31 |
| CCAC INC. | 1,399.00 | 1 | 1,399.00 |
| TLO TRANSUNION | 1,398.50 | 10 | 139.85 |
| 4CHANGE ENERGY CHANGE | 1,398.21 | 10 | 139.82 |
| SUPERION LLC | 1,398.00 | 1 | 1,398.00 |
| SUPERIOR TRAILER SAL | 1,392.24 | 8 | 174.03 |
| BEST WESTERN PLUS GEORGTW | 1,391.66 | 12 | 115.97 |
| TEXAS PUBLIC HEALTH | 1,365.00 | 2 | 682.50 |
| GRAYBAR ELECTRIC COMPANY | 1,361.00 | 6 | 226.83 |
| SERVPRO OF CORPUS CHRISTI | 1,360.00 | 2 | 680.00 |
| IN ALLISON TRANS TECH LL | 1,359.58 | 3 | 453.19 |
| PAW DEPENDABLE AIRE | 1,355.00 | 6 | 225.83 |
| GULF COAST HURRICANE SHUT | 1,350.00 | 2 | 675.00 |
| SABAL DENTAL WEBER - VT | 1,344.00 | 3 | 448.00 |
| NATIONAL DISTRICT ATTORNE | 1,340.00 | 1 | 1,340.00 |
| MCALISTER'S MM1283 | 1,334.46 | 1 | 1,334.46 |
| DEL MAR COLLEGE CASHIERS | 1,325.00 | 14 | 94.64 |
| SQ WINDSHIELD EXPR | 1,324.00 | 5 | 264.80 |
| PRODUCTIVITY CENTER INC | 1,320.00 | 4 | 330.00 |
| BESTBUYCOM | 1,311.48 | 2 | 655.74 |
| ETT DOLPHINSLANDINGRENT | 1,305.72 | 3 | 435.24 |
| ARC CORPUS CHRISTI 15 | 1,301.90 | 11 | 118.35 |
| ENTERPRISE RENT-A-CAR | 1,295.90 | 7 | 185.13 |
| FSI DIRECT ENERGY | 1,287.59 | 10 | 128.76 |
| CVS/PHARMACY #06989 | 1,287.55 | 17 | 75.74 |
| WYNDHAM GARDEN RIVER WAL | 1,287.51 | 1 | 1,287.51 |
| STAINLESS STEEL PRODUCTS | 1,285.00 | 3 | 428.33 |
| MIDTOWN | 1,276.00 | 3 | 425.33 |
| AMERICAN AIR0017370148718 | 1,272.99 | 1 | 1,272.99 |
| TEXAS SECRETARY OF STATE | 1,260.00 | 1 | 1,260.00 |

**Nueces County
Transaction Totals by Vendor YTD
For the 11 months ending 08/28/2019**

| Merchant | Amount | Transaction Count | Average Transaction |
|---------------------------|----------|-------------------|---------------------|
| CHAPMANS GARAGE DOORS I | 1,252.90 | 3 | 417.63 |
| CRAFCO INC | 1,235.21 | 2 | 617.60 |
| OSS ACADEMY | 1,235.00 | 28 | 44.11 |
| HILTON GARDEN INN | 1,231.00 | 4 | 307.75 |
| EVEREST WATER & COFFEE | 1,230.25 | 6 | 205.04 |
| IN H & V EQUIPMENT SERVI | 1,228.59 | 2 | 614.30 |
| EL CENTRO LANDFILL | 1,221.45 | 15 | 81.43 |
| SHERATON | 1,218.18 | 7 | 174.03 |
| GULF COAST GRAPHICS | 1,215.95 | 10 | 121.60 |
| SQ HERNSON ELECTRIC | 1,200.00 | 1 | 1,200.00 |
| SQ JUVENILE JUSTICE ASSO | 1,200.00 | 1 | 1,200.00 |
| DALLAS CHILDRENS ADVOCACY | 1,200.00 | 1 | 1,200.00 |
| PACIFIC COAST BREAKER INC | 1,197.80 | 1 | 1,197.80 |
| SOCIETYFORHUMANRESOURCE | 1,195.00 | 1 | 1,195.00 |
| DRI WFILTER ICF 55-USE | 1,190.75 | 1 | 1,190.75 |
| HYDRAULICS OF TEXAS | 1,187.00 | 1 | 1,187.00 |
| ALTEX ELECTRONICS 1061 | 1,175.28 | 7 | 167.90 |
| CHARM-TEX | 1,169.00 | 1 | 1,169.00 |
| AMZN MKTP US MO1EB1FN1 | 1,165.85 | 1 | 1,165.85 |
| SOUTHERN FOLGER DETENTION | 1,158.80 | 1 | 1,158.80 |
| DIAMOND MOWERS INC | 1,154.22 | 5 | 230.84 |
| PRECISE KIT PROMOTIONS | 1,151.14 | 2 | 575.57 |
| PAYPAL KNOWBILITYI | 1,150.00 | 1 | 1,150.00 |
| IN PRECISION ENGINEERED | 1,146.53 | 4 | 286.63 |
| STATE BAR TX-CLE WEB | 1,135.00 | 3 | 378.33 |
| ALARM SECURITY & CONT. | 1,135.00 | 4 | 283.75 |
| THE HR SOUTHWEST CONFEREN | 1,119.00 | 1 | 1,119.00 |
| QDI QUEST DIAGNOSTICS | 1,115.53 | 3 | 371.84 |
| HAMPTON INN WACO | 1,115.30 | 2 | 557.65 |
| UNITED 0167210179871 | 1,111.79 | 1 | 1,111.79 |
| UNITED 0167210179869 | 1,111.79 | 1 | 1,111.79 |
| APOLLO TOWING EASY RIDER | 1,110.00 | 10 | 111.00 |
| WAL-MART #0470 | 1,105.34 | 24 | 46.06 |
| OIL PATCH PETROLEUM INC | 1,103.87 | 17 | 64.93 |
| SOUTHWES 5261488126489 | 1,103.26 | 1 | 1,103.26 |
| JEANS RESTAURANT SUPPLY | 1,088.34 | 8 | 136.04 |
| SQ SOUTH TX OVERHE | 1,084.40 | 2 | 542.20 |
| TAGITM | 1,075.00 | 2 | 537.50 |
| SAFELITE AUTOGLASS | 1,060.14 | 5 | 212.03 |
| HOMES TO SUITES BY HILTON | 1,058.00 | 2 | 529.00 |
| AMERICAN AIR0012353388948 | 1,056.19 | 1 | 1,056.19 |
| FLEET MANAGEMENT SOLUTNS | 1,056.00 | 11 | 96.00 |

Nueces County
Transaction Totals by Vendor YTD
For the 11 months ending 08/28/2019

| Merchant | Amount | Transaction Count | Average Transaction |
|---------------------------|----------|-------------------|---------------------|
| USR-ELECTRIC BILL | 1,054.71 | 10 | 105.47 |
| SHERATON GUNTER SAN ANTN | 1,049.64 | 3 | 349.88 |
| ESC REG 2 | 1,035.00 | 5 | 207.00 |
| EXPEDIA 7430924543135 | 1,033.41 | 1 | 1,033.41 |
| NUECES ELECTRIC COOP RET | 1,022.15 | 7 | 146.02 |
| POSITIVE PROMOTIONS | 1,022.13 | 1 | 1,022.13 |
| HUSKY TRAILER& PARTS CO | 1,019.70 | 22 | 46.35 |
| MARK S PLUMBING PARTS | 1,019.26 | 2 | 509.63 |
| ACCO BRANDS DIRECT | 1,013.96 | 2 | 506.98 |
| DAKTRONICS | 1,002.50 | 2 | 501.25 |
| DELTA AIR 0062358947586 | 996.00 | 1 | 996.00 |
| SIMPLIFY COMPLIANCE LLC | 995.00 | 1 | 995.00 |
| SMARTSIGN | 990.36 | 3 | 330.12 |
| GULF COAST PANAMA JACK | 984.97 | 1 | 984.97 |
| AMERICAN AIR0017210179866 | 983.60 | 1 | 983.60 |
| HEBERT IRRIGATION | 980.00 | 1 | 980.00 |
| FIRESTONE678775 | 975.73 | 3 | 325.24 |
| PAYPAL TXGANGINV | 975.00 | 3 | 325.00 |
| TIMEKEEPING SYSTEMS INC | 973.49 | 3 | 324.50 |
| FIRESTONE678791 | 970.70 | 13 | 74.67 |
| HYATT PLACE AUSTIN DWTN | 965.28 | 1 | 965.28 |
| WM SUPERCENTER #464 | 961.90 | 17 | 56.58 |
| NETWORK INNOVATIONS | 961.71 | 1 | 961.71 |
| REVERSAL-NETWORK INNOVATI | 961.71 | 1 | 961.71 |
| IN DRACO FIRE AND SAFETY | 961.40 | 1 | 961.40 |
| CORPUS CHRISTI STAMPWORKS | 960.90 | 9 | 106.77 |
| AMZN MKTP US MN5JK06N1 AM | 953.34 | 1 | 953.34 |
| BLUEGLOBES LLC | 953.16 | 1 | 953.16 |
| MCCOYS #17 | 952.93 | 21 | 45.38 |
| MIDAS AUTO CENTER | 950.95 | 3 | 316.98 |
| ACT ACTIVE EVENTS REG | 950.00 | 1 | 950.00 |
| ODESSA PUMPS - CORPUS CH | 950.00 | 1 | 950.00 |
| AMMUNITION DEPOT | 949.98 | 2 | 474.99 |
| UNION STATION HOTEL | 946.68 | 1 | 946.68 |
| JOHN W HOCK CO | 943.86 | 4 | 235.96 |
| STEWART DEAN BEARING COMP | 940.78 | 14 | 67.20 |
| CC PLUMBING | 936.44 | 8 | 117.06 |
| TEXAS LIBRARY ASSN | 936.20 | 4 | 234.05 |
| AMERICAN AIR0017210179917 | 932.60 | 1 | 932.60 |
| AMERICAN AIR0017210179918 | 932.60 | 1 | 932.60 |
| BUILDASIGN.COM | 927.47 | 7 | 132.50 |
| HOTELS.COM158310674052 | 922.76 | 1 | 922.76 |

Nueces County
Transaction Totals by Vendor YTD
For the 11 months ending 08/28/2019

| Merchant | Amount | Transaction Count | Average Transaction |
|---------------------------|--------|-------------------|---------------------|
| GULF COAST REPAIR | 918.28 | 3 | 306.09 |
| AUSTIN TURF | 917.49 | 1 | 917.49 |
| CARISMA WASH | 916.24 | 9 | 101.80 |
| SQ AFTER HOURS AUT | 915.00 | 6 | 152.50 |
| COURTYARD BY MARRIOTT | 911.94 | 4 | 227.98 |
| PBD IIA INTRNLAUDITORS | 910.12 | 1 | 910.12 |
| EVIDENT INC | 906.54 | 5 | 181.31 |
| AMZN MKTP US MI9HO6RP1 | 899.98 | 1 | 899.98 |
| UNITED 0162452122216 | 898.00 | 1 | 898.00 |
| PHAMATECH | 897.00 | 2 | 448.50 |
| CORNWELL TOOLS | 895.95 | 1 | 895.95 |
| CHEMTEX ENVIRONMENTAL | 890.00 | 1 | 890.00 |
| SQ KAPU FARMS | 890.00 | 2 | 445.00 |
| GOKEYLESS | 889.61 | 3 | 296.54 |
| IWS GAS AND SUPPLY OF TX | 880.05 | 7 | 125.72 |
| ROYAL SONESTA HOTEL NEW O | 878.92 | 1 | 878.92 |
| CLINIC PHARMAC03324522 | 869.47 | 1 | 869.47 |
| HOMEWOOD SUITES | 869.40 | 2 | 434.70 |
| MCCOYS #29 | 868.99 | 2 | 434.50 |
| STEVE S AUTO SERVICE | 867.84 | 2 | 433.92 |
| RUSH TRK CTR CORPUS CHRI | 866.40 | 3 | 288.80 |
| SQ GWS BUSINESS | 860.00 | 2 | 430.00 |
| HILTON GALVESTON HOTEL | 859.71 | 2 | 429.86 |
| HALFMOON EDUCATION | 857.00 | 6 | 142.83 |
| AUSTIN EMBASSY SUITES | 856.97 | 5 | 171.39 |
| AMZN MKTP US MT5J608X0 | 856.75 | 1 | 856.75 |
| AMZN MKTP US MW62Y3BS0 | 854.82 | 1 | 854.82 |
| LA COSTA DENTAL OF A | 853.75 | 5 | 170.75 |
| AMZN MKTP US MN9L63L92 AM | 849.50 | 1 | 849.50 |
| AMER ASSOC NOTARIESWE | 849.31 | 8 | 106.16 |
| UNITED 0162464097508 | 848.00 | 1 | 848.00 |
| AMZN MKTP US MW2SJ5RE1 AM | 847.76 | 1 | 847.76 |
| T C AUTO SERVICE INC | 843.63 | 2 | 421.82 |
| PHONE LADY | 842.93 | 1 | 842.93 |
| PETCO 1425 63514251 | 837.81 | 10 | 83.78 |
| CORPUS CHRISTI LOCK DOC L | 834.92 | 10 | 83.49 |
| NCS GED EXAM | 822.50 | 17 | 48.38 |
| AMERICAN DETAIL SUPPLY | 822.20 | 6 | 137.03 |
| FOUR POINTS HOTEL | 821.10 | 3 | 273.70 |
| POLICEONE | 820.00 | 2 | 410.00 |
| OREILLY AUTO #1687 | 819.31 | 14 | 58.52 |
| EVEREST WATER COFFEE | 817.63 | 18 | 45.42 |

Nueces County
Transaction Totals by Vendor YTD
For the 11 months ending 08/28/2019

| Merchant | Amount | Transaction Count | Average Transaction |
|---------------------------|--------|-------------------|---------------------|
| A1 ELECTRIC AUTO SERVICE | 815.48 | 2 | 407.74 |
| BESTBUYCOM540 | 811.23 | 1 | 811.23 |
| YO RANCH RESORT | 806.82 | 3 | 268.94 |
| IN ARTISTIC BRONZE INC. | 805.00 | 2 | 402.50 |
| AMERLIBASSOC ECOMMERCE | 804.00 | 2 | 402.00 |
| CITY OF BISHOP UTILITIES | 802.51 | 9 | 89.17 |
| SR PARTS INC | 796.91 | 5 | 159.38 |
| COMLINK WIRELESS | 795.00 | 2 | 397.50 |
| NUECES FARM CENTER INC | 795.00 | 1 | 795.00 |
| A WAVELL FLAGPOLE | 785.00 | 3 | 261.67 |
| PAYPAL AUTOCUSTOMS | 784.69 | 1 | 784.69 |
| HARBOR FREIGHT TOOLS 71 | 783.82 | 12 | 65.32 |
| KMSCO INC | 782.00 | 1 | 782.00 |
| GRANDE COMMUNICATIONS | 775.13 | 10 | 77.51 |
| MARRIOTT S ANTONIO RVR | 774.21 | 1 | 774.21 |
| AMZN MKTP US MH3UX8JX2 | 772.28 | 1 | 772.28 |
| FAIRWAY SUPPLY INC | 770.78 | 3 | 256.93 |
| ALPHA CARD SYSTEMS LLC | 766.05 | 2 | 383.02 |
| DIAMOND B TRACTORS AND EQ | 765.33 | 4 | 191.33 |
| DOUBLETREE AUSTIN | 765.16 | 2 | 382.58 |
| INTERNATIONAL ELECTRONICS | 761.71 | 16 | 47.61 |
| AGEX CONFERENCE SERVIC | 760.00 | 5 | 152.00 |
| VARIDESK 1800 207 2587 | 750.50 | 2 | 375.25 |
| UT CONT LEGAL EDUC | 750.00 | 1 | 750.00 |
| HAMPTON INN VICTORIA | 744.43 | 4 | 186.11 |
| CDW GOVT #QKX3876 | 742.14 | 1 | 742.14 |
| SQ SOUTH TEXAS SMALL ENG | 742.11 | 12 | 61.84 |
| CKE ROD N ROLL S T 324 | 739.91 | 3 | 246.64 |
| AP GAS & ELECTRIC TX | 739.82 | 5 | 147.96 |
| AMZN MKTP US MW29G5QN1 AM | 739.47 | 1 | 739.47 |
| SHERATON DALLAS | 738.92 | 1 | 738.92 |
| USPS PO 4808000343 | 730.00 | 4 | 182.50 |
| WINGATE BY WYNDHAM | 728.25 | 3 | 242.75 |
| TRIEAGLE ENERGY LP | 727.35 | 5 | 145.47 |
| FRANCOS GARAGE | 718.00 | 1 | 718.00 |
| CC DISPOSAL SERVICE | 717.35 | 9 | 79.71 |
| FIESTA RIVERWALK HOTEL | 715.13 | 1 | 715.13 |
| PAYPAL TRIPADVISOR | 705.56 | 2 | 352.78 |
| PLLC - CORPUS PSYCHO | 703.95 | 2 | 351.98 |
| AMZN MKTP US MN73H6D40 | 703.90 | 1 | 703.90 |
| WM SUPERCENTER #490 | 703.43 | 12 | 58.62 |
| LA QUINTA INNS 0501 | 703.00 | 1 | 703.00 |

Nueces County
Transaction Totals by Vendor YTD
For the 11 months ending 08/28/2019

| Merchant | Amount | Transaction Count | Average Transaction |
|--------------------------|--------|-------------------|---------------------|
| HOELSCHER ELECTRIC CO. | 702.21 | 3 | 234.07 |
| CARISMA WASH LUBE AND DE | 701.41 | 7 | 100.20 |
| CREAGER TIRE AND BATTERY | 700.70 | 41 | 17.09 |
| DNH GODADDY.COM | 696.30 | 2 | 348.15 |
| SAMES KINGSVILLE FORD | 695.83 | 2 | 347.92 |
| AT&T EXECUTIVE16199200 | 694.35 | 2 | 347.18 |
| AMAZON.COM | 693.41 | 4 | 173.35 |
| ENGAGE MARKIDO INC | 684.00 | 1 | 684.00 |
| SIGN SOLUTIONS | 683.00 | 3 | 227.67 |
| TX DEPT AGRICULTURE | 682.76 | 5 | 136.55 |
| HILTON HOTEL AUSTIN | 677.71 | 3 | 225.90 |
| THE FRAME UP | 676.50 | 5 | 135.30 |
| BESTBUYCOM528 | 675.96 | 2 | 337.98 |
| BESTBUYCOM297 | 675.95 | 3 | 225.32 |
| MEETING REGISTRATIO | 675.00 | 2 | 337.50 |
| AMERICAN RED CROSS | 672.01 | 6 | 112.00 |
| MARKER 37 MARINA | 669.60 | 8 | 83.70 |
| SPRINGHILL SUITES | 668.75 | 4 | 167.19 |
| HOBBY-LOBBY #0116 | 667.05 | 8 | 83.38 |
| RENAISSANCE HOTELS AUS | 667.00 | 1 | 667.00 |
| ALAMO CONCRETE PRODUCT | 665.50 | 1 | 665.50 |
| HILTON AUSTIN AIRPOR | 662.80 | 3 | 220.93 |
| V247 POWER CORPORATION | 662.53 | 7 | 94.65 |
| VOLVO TRUCKS OF TEXAS | 661.79 | 3 | 220.60 |
| C B SALES AND SERVICE | 657.50 | 1 | 657.50 |
| NOTARIES.COM | 656.70 | 6 | 109.45 |
| AXON | 655.30 | 2 | 327.65 |
| LONE STAR TRENCHER PARTS | 655.26 | 1 | 655.26 |
| USPS PO 4820210418 | 653.16 | 13 | 50.24 |
| 4TE GEXA ENERGY | 652.80 | 5 | 130.56 |
| RUBBERCYCLE LLC | 649.00 | 1 | 649.00 |
| SQ JMJ BUSINESS EQ | 646.31 | 4 | 161.58 |
| CAVALRY COURT | 646.24 | 2 | 323.12 |
| PEAVEY CORP. | 645.00 | 2 | 322.50 |
| KENNEDY WIRE ROPE AND | 641.02 | 4 | 160.26 |
| ARMSTRONG LUMBER COMPANY | 637.73 | 11 | 57.98 |
| EMBASSY SUITES | 637.32 | 2 | 318.66 |
| SQ BUTLER SERVICE | 635.34 | 1 | 635.34 |
| X-GRAIN/HERO247 | 630.00 | 1 | 630.00 |
| IN CORPUS CHRISTI BAR AS | 630.00 | 4 | 157.50 |
| AMZN MKTP US MI43U36K0 | 629.00 | 1 | 629.00 |
| SQ BURKHOLDER ELEC | 625.00 | 2 | 312.50 |

Nueces County
Transaction Totals by Vendor YTD
For the 11 months ending 08/28/2019

| Merchant | Amount | Transaction Count | Average Transaction |
|---------------------------|--------|-------------------|---------------------|
| PRINTING DYNAMICS | 625.00 | 2 | 312.50 |
| PORT ARANSAS HARDWARE | 622.05 | 20 | 31.10 |
| WWW.NEWEGG.COM | 611.93 | 3 | 203.98 |
| TAMPERPROOF SCREW CO.INC | 611.69 | 3 | 203.90 |
| DATALUX CORP | 605.29 | 2 | 302.64 |
| R&R AWARDS | 602.91 | 3 | 200.97 |
| ED HICKS IMPORTS MERCEDES | 601.33 | 2 | 300.66 |
| TEXAS FLOODPLAIN MANAGEME | 600.00 | 4 | 150.00 |
| PAYPAL TXURBANCOS | 600.00 | 1 | 600.00 |
| PAYPAL NACEINTERNA | 600.00 | 2 | 300.00 |
| SMARTLINK | 599.85 | 3 | 199.95 |
| CBT NUGGETS | 599.00 | 1 | 599.00 |
| HELENA 25041 | 599.00 | 1 | 599.00 |
| HOTEL INDIGO | 595.76 | 2 | 297.88 |
| AMERICAN SHORE & BEAC | 595.00 | 3 | 198.33 |
| SQ FAR BEYOND TINT | 595.00 | 5 | 119.00 |
| TOWNEPLACE SUITES BY M | 594.55 | 2 | 297.28 |
| WALKERINDUSTRIALCOM | 592.00 | 1 | 592.00 |
| LOWES #01763 | 591.88 | 4 | 147.97 |
| LLRMI | 590.00 | 3 | 196.67 |
| DEALERS ELECTRICAL #40 | 588.56 | 3 | 196.19 |
| CHICK-FIL-A #00957 | 582.38 | 1 | 582.38 |
| OFFICE DEPOT #70 | 581.90 | 12 | 48.49 |
| TEXAS EXCELLENCE DETAIL | 580.60 | 29 | 20.02 |
| CREAGER BATTERY AND TI | 573.84 | 25 | 22.95 |
| PP SOUTH TX SHOPEQUIPMEN | 570.00 | 1 | 570.00 |
| KIKOS MEXICAN FOOD | 566.01 | 5 | 113.20 |
| TURF AND IRRIGATION HARDW | 563.70 | 6 | 93.95 |
| HERITAGE POWER | 562.26 | 4 | 140.56 |
| UNITED 0162428136132 | 560.60 | 1 | 560.60 |
| AIR AND FILTERS 2 | 559.37 | 3 | 186.46 |
| AMERICAN AIR0017338352380 | 556.60 | 1 | 556.60 |
| SOUTHWES 5262106465994 | 553.96 | 1 | 553.96 |
| BELL FENCE OF CORPUS CHR | 553.83 | 8 | 69.23 |
| WPY JUVENILE LAW SECTION | 550.00 | 2 | 275.00 |
| TTI REGISTRATIONS | 550.00 | 2 | 275.00 |
| ZACHRY PUBLICATIONS | 547.50 | 3 | 182.50 |
| AMERICAN LIBRARY ASSN | 545.18 | 3 | 181.73 |
| QUALITY SAFETY SVC INC | 545.00 | 2 | 272.50 |
| RAWS CORP | 543.63 | 4 | 135.91 |
| CARROT TOP INDUSTRIES INC | 540.07 | 4 | 135.02 |
| TX ASSOC ASSESS OFFICERS | 540.00 | 2 | 270.00 |

Nueces County
Transaction Totals by Vendor YTD
For the 11 months ending 08/28/2019

| Merchant | Amount | Transaction Count | Average Transaction |
|---------------------------|--------|-------------------|---------------------|
| PETSMART # 0196 | 537.82 | 6 | 89.64 |
| SQ CORPUS CHRISTI | 536.25 | 4 | 134.06 |
| WRIGHT MATERIALS INC ROBS | 535.90 | 6 | 89.32 |
| BRAND APPLIANCE AND MICRO | 534.00 | 4 | 133.50 |
| A & R SEPTIC SERVICES L.L | 525.00 | 1 | 525.00 |
| WWW.TXPPA.ORG | 525.00 | 3 | 175.00 |
| EMAT | 525.00 | 3 | 175.00 |
| TRU BY HILTON SA DOWNTOW | 522.87 | 1 | 522.87 |
| NATIONAL SHERIFFS ASSN | 520.00 | 2 | 260.00 |
| ADOBE CREATIVE CLOUD | 519.54 | 3 | 173.18 |
| TEXAS A&M HOTEL & CONFER | 513.97 | 3 | 171.32 |
| CITY OF CC AIRPORT | 511.50 | 20 | 25.58 |
| AMERICAN AIR0012355471549 | 506.99 | 1 | 506.99 |
| UNIVERSITY HOTEL SHSU | 502.60 | 1 | 502.60 |
| PP JOHNNY COOL REFIG | 501.50 | 3 | 167.17 |
| BJ'S FAMOUS UNIFORMS | 500.61 | 6 | 83.44 |
| SHS SUREPOINTER | 500.00 | 1 | 500.00 |
| TAMUK MARKETPLACE | 500.00 | 1 | 500.00 |
| TEEX RETAIL | 500.00 | 1 | 500.00 |
| YOURMEMBER-CAREERS | 499.00 | 1 | 499.00 |
| A TO Z CHEMICAL SUPPLY | 496.10 | 1 | 496.10 |
| CLEARLAWINSTITUTE.CO | 495.00 | 4 | 123.75 |
| IN TXFACT LLC | 495.00 | 1 | 495.00 |
| PAYPAL ACCOUNTWARE | 495.00 | 1 | 495.00 |
| FLANAGAN'S MUFFLER SHOP | 492.00 | 3 | 164.00 |
| UNITED 0162437216522 | 490.00 | 1 | 490.00 |
| UNITED 0162437216523 | 490.00 | 1 | 490.00 |
| UNITED 0162437216524 | 490.00 | 1 | 490.00 |
| PAYPAL TEXASVICTIM | 490.00 | 2 | 245.00 |
| UNITED 0162437216521 | 490.00 | 1 | 490.00 |
| THE SHARP SHOOTER | 486.94 | 16 | 30.43 |
| C AND A SERVICE AND TIRES | 486.41 | 4 | 121.60 |
| AMZN MKTP US MW9QV01H2 | 481.41 | 1 | 481.41 |
| LA QUINTA INNS 0907 | 480.70 | 1 | 480.70 |
| ODESSA PUMPS CORPUS CHRIS | 480.40 | 1 | 480.40 |
| CONF CRIME AGNST WOMEN | 475.00 | 1 | 475.00 |
| IN SHERIFF'S ASSOCIATION | 475.00 | 6 | 79.17 |
| LIFEENERGY LLC | 473.82 | 7 | 67.69 |
| HC WAREHOUSE/BUCKSTAFF | 471.22 | 3 | 157.07 |
| AMERICAN AIR0012308053365 | 470.60 | 1 | 470.60 |
| FAIRMONT AUSTIN | 464.25 | 1 | 464.25 |
| ROBSTOWN-UTIL-SYST-PMT | 463.37 | 2 | 231.68 |

Nueces County
Transaction Totals by Vendor YTD
For the 11 months ending 08/28/2019

| Merchant | Amount | Transaction Count | Average Transaction |
|---------------------------|--------|-------------------|---------------------|
| SQ MILDRED ANN GUZ | 460.28 | 1 | 460.28 |
| IN CORPORATE WAREHOUSE S | 459.85 | 1 | 459.85 |
| WAL-MART #0490 | 459.34 | 10 | 45.93 |
| FOURPAIR.COM | 455.70 | 1 | 455.70 |
| D&D CERTIFIED AUTO REPAIR | 455.35 | 2 | 227.68 |
| PETTYS ELECTRONICS | 455.00 | 2 | 227.50 |
| OREILLY AUTO #0445 | 450.99 | 13 | 34.69 |
| PDQCOM | 450.00 | 1 | 450.00 |
| TEXAS ACADEMY OF ANIMAL C | 450.00 | 1 | 450.00 |
| PAYPAL TXCHIEFDEPU | 450.00 | 2 | 225.00 |
| HAAS MATERIALS | 450.00 | 2 | 225.00 |
| PAYPAL CITIESUNLIM | 450.00 | 1 | 450.00 |
| ASTROMATIC CAR WAS | 450.00 | 6 | 75.00 |
| PAYPAL NACAA | 450.00 | 1 | 450.00 |
| IN GREEN PRO SOLUTIONS | 449.75 | 1 | 449.75 |
| AMERICAN AIR0017323161296 | 449.60 | 1 | 449.60 |
| NPC NEW PIG CORP | 448.44 | 2 | 224.22 |
| CANDLEWOOD SUITES GTNGT | 447.48 | 1 | 447.48 |
| JW MARRIOTT AUSTIN | 445.72 | 1 | 445.72 |
| ALPHACARD | 444.00 | 1 | 444.00 |
| MRS WOODYS INC | 443.45 | 1 | 443.45 |
| THE EMBLEM AUTHORITY | 442.50 | 1 | 442.50 |
| UNIVAR USA INC. | 440.34 | 5 | 88.07 |
| SOUTHWES 5262106964779 | 440.00 | 1 | 440.00 |
| BLUE RIDGE SOLUTIONS L | 438.80 | 1 | 438.80 |
| HOLIDAY INN EXPRESS STEP | 438.44 | 2 | 219.22 |
| NORTHERN HYDRAULICS | 438.18 | 1 | 438.18 |
| SP SPECIALISTID.COM | 438.08 | 2 | 219.04 |
| AMERICAN PAYROLL ASSOC | 438.00 | 2 | 219.00 |
| AMZN MKTP US MW8C65ZB0 | 437.97 | 1 | 437.97 |
| BJ S FAMOUS UNIFORMS | 437.01 | 6 | 72.84 |
| JM SUPPLY CO | 432.80 | 1 | 432.80 |
| HOLIDAY INN HOTEL | 431.66 | 4 | 107.92 |
| WALMART.COM 8009666546 | 429.31 | 6 | 71.55 |
| NICHOLS GUNS | 429.12 | 8 | 53.64 |
| HFT HARBOR FRGHT TOOLS | 429.04 | 1 | 429.04 |
| AMZN MKTP US M80DA1NU0 | 428.28 | 1 | 428.28 |
| TEXAS GUARDIANSHIP ASSOC | 425.00 | 2 | 212.50 |
| NATIONAL EXTENSION ASSOC. | 425.00 | 1 | 425.00 |
| THE CHICKEN SHACK | 420.00 | 1 | 420.00 |
| TAMUCC CAREER SERVICES | 415.00 | 2 | 207.50 |
| SQ CAMSEC+ | 414.98 | 1 | 414.98 |

Nueces County
Transaction Totals by Vendor YTD
For the 11 months ending 08/28/2019

| Merchant | Amount | Transaction Count | Average Transaction |
|---------------------------|--------|-------------------|---------------------|
| VERMEER TEXAS LOUISIANA C | 414.86 | 2 | 207.43 |
| SAFETYSIGN.COM | 410.42 | 2 | 205.21 |
| HOUSTON FREIGHTLINER ACCO | 408.60 | 1 | 408.60 |
| AMERICAN AIR0017361977185 | 406.00 | 1 | 406.00 |
| PMI - CERTIFICATION | 405.00 | 1 | 405.00 |
| AMZN MKTP US M66FY8RS1 | 402.36 | 1 | 402.36 |
| TDEM EMERGENCY MANAGEMENT | 400.00 | 2 | 200.00 |
| TCDLA | 400.00 | 1 | 400.00 |
| IN AFFORDABLE GLASS | 400.00 | 1 | 400.00 |
| JANET PENA OD | 400.00 | 4 | 100.00 |
| CDW GOVT #TPM9471 | 399.99 | 1 | 399.99 |
| DOWNTOWN GRAND HOTEL | 396.62 | 2 | 198.31 |
| PP COASTALBEND | 396.56 | 1 | 396.56 |
| COLOR SOURCE | 396.06 | 2 | 198.03 |
| DISCOUNT-TIRE-CO TXC-01 | 396.00 | 2 | 198.00 |
| NICKLESS SCHIRMER AND CO | 392.85 | 1 | 392.85 |
| CHEWY.COM | 391.53 | 8 | 48.94 |
| MARCO & CO. CATERING | 390.84 | 4 | 97.71 |
| COLUMBIA BOOKS INC | 390.78 | 1 | 390.78 |
| CDW GOVT #1122-5211 | 390.53 | 1 | 390.53 |
| STAPLES TIRE & AUTOMOTIVE | 390.43 | 5 | 78.09 |
| WPY CHILD PROTECTION | 390.00 | 1 | 390.00 |
| AMZN MKTP US MB97R0HD1 | 389.94 | 1 | 389.94 |
| TLC COMPLETE CARE MIDTOWN | 389.00 | 1 | 389.00 |
| UBER TRIP | 386.27 | 22 | 17.56 |
| HORIZON DIST - H263 | 385.10 | 4 | 96.28 |
| SMK SURVEYMONKEY.COM | 384.00 | 1 | 384.00 |
| MO GLASS | 382.57 | 6 | 63.76 |
| HEB #462 | 382.10 | 1 | 382.10 |
| VALLEY PUMPS INC. | 381.49 | 3 | 127.16 |
| SOUTHWES 5262448458704 | 381.00 | 1 | 381.00 |
| PRECISION BUSINESS MACH | 379.82 | 2 | 189.91 |
| ULINE SHIP SUPPLIES | 379.00 | 1 | 379.00 |
| STALKER RADAR | 379.00 | 1 | 379.00 |
| HILTON ADVPURCH8002367113 | 378.43 | 2 | 189.22 |
| SAFELITE ONLINE PAYMENTS | 377.97 | 1 | 377.97 |
| VARIDESK | 375.00 | 1 | 375.00 |
| TEXAS CENTER FOR THE JUDI | 375.00 | 2 | 187.50 |
| DSHS REGULATORY PR | 371.00 | 1 | 371.00 |
| HOME2 SUITES | 370.85 | 2 | 185.42 |
| ADVANCE AUTO PARTS #8079 | 370.09 | 7 | 52.87 |
| WEST MARINE #1308 | 368.86 | 4 | 92.22 |

Nueces County
Transaction Totals by Vendor YTD
For the 11 months ending 08/28/2019

| Merchant | Amount | Transaction Count | Average Transaction |
|---------------------------|--------|-------------------|---------------------|
| BESTBUYCOM031 | 368.07 | 1 | 368.07 |
| CULLIGAN/ULTRAPURE WAT | 366.95 | 12 | 30.58 |
| KEGCO INC | 365.81 | 3 | 121.94 |
| SOUTHWESTAIR5262414075823 | 365.60 | 1 | 365.60 |
| HAMPTON INN AND SUITES NA | 365.54 | 1 | 365.54 |
| AMERICAN AIR0012315390233 | 365.40 | 1 | 365.40 |
| CORE & MAIN LP S 2 | 364.50 | 2 | 182.25 |
| BATTERYDEALSUS | 363.27 | 2 | 181.64 |
| OREILLY AUTO #0448 | 362.40 | 7 | 51.77 |
| SHERWIN WILLIAMS 707406 | 361.50 | 2 | 180.75 |
| AMERICAN LAW ENFORCEMENT | 360.00 | 2 | 180.00 |
| BEST WESTERN LAMESA | 359.62 | 2 | 179.81 |
| IXL LEARNING | 359.00 | 1 | 359.00 |
| EMBASSY SUITES SAN ANTON | 358.38 | 1 | 358.38 |
| SKILLPATH / NATIONAL | 358.00 | 1 | 358.00 |
| JWLEHMAN GROUP LLC | 357.00 | 3 | 119.00 |
| BOB BROOKS COMPUTER SA | 356.75 | 1 | 356.75 |
| DOLLAR TREE | 356.38 | 8 | 44.55 |
| ASTROMATIC CAR WASH ROBST | 356.00 | 5 | 71.20 |
| HOTELS.COM157885008759 | 355.35 | 1 | 355.35 |
| PERRY'S COASTAL CONCEPT | 350.00 | 1 | 350.00 |
| LAW ENFORCEMENT SEMINARS | 350.00 | 1 | 350.00 |
| TLC LIBRARY CORPORATIO | 349.00 | 1 | 349.00 |
| SHSU WEB PAY | 345.00 | 3 | 115.00 |
| AMZN MKTP US MB1DT9JT0 | 344.62 | 1 | 344.62 |
| W HOTELS | 343.32 | 3 | 114.44 |
| SQ SOUTH TEXAS SOC | 340.00 | 1 | 340.00 |
| COUNTRY INN & SUITES | 340.00 | 2 | 170.00 |
| AMZN MKTP US MA93K0031 | 339.99 | 1 | 339.99 |
| ALICE ECHO NEWS JOURNAL | 339.50 | 3 | 113.17 |
| MINIT MAN #3 | 338.60 | 4 | 84.65 |
| CDW GOVT #RQM1218 | 337.35 | 1 | 337.35 |
| NENNO PRODUCTS LLC | 336.91 | 1 | 336.91 |
| MSFT E08007X1CU | 336.00 | 1 | 336.00 |
| EMBASSY STES AUSTIN | 335.80 | 1 | 335.80 |
| AMERICAN FILTRATION | 334.17 | 2 | 167.08 |
| UNITED 0167355486649 | 334.00 | 1 | 334.00 |
| FEDERAL IRON AND METAL IN | 333.63 | 1 | 333.63 |
| GATEWAY PRINTING & OFFIC | 331.68 | 7 | 47.38 |
| OPEN DOOR DISCOUNT REMOTE | 330.00 | 1 | 330.00 |
| AG PRO SAN ANTONIO 010114 | 329.42 | 1 | 329.42 |
| AMZN MKTP US M641D5AE1 | 328.16 | 1 | 328.16 |

Nueces County
Transaction Totals by Vendor YTD
For the 11 months ending 08/28/2019

| Merchant | Amount | Transaction Count | Average Transaction |
|---------------------------|--------|-------------------|---------------------|
| PAYPAL GRAPPLERSIN | 326.88 | 1 | 326.88 |
| WILEY BOOK PUBLISHERS | 324.75 | 1 | 324.75 |
| GPOWER | 322.82 | 3 | 107.61 |
| BESTBUYCOM805577353219 | 321.96 | 3 | 107.32 |
| ASFPM | 320.00 | 2 | 160.00 |
| AMER LIB ASSOC-CAREER | 320.00 | 1 | 320.00 |
| CROWNE PLAZA HOTEL AUSTI | 319.70 | 3 | 106.57 |
| HOTELS.COM158338171238 | 319.18 | 1 | 319.18 |
| IN ROCK ENGINEERING & TE | 317.00 | 1 | 317.00 |
| PROMOTIONS NOW | 315.21 | 1 | 315.21 |
| AMZN MKTP US M67BQ9AB2 | 315.07 | 1 | 315.07 |
| AMZN MKTP US M69AR5Y72 | 314.99 | 1 | 314.99 |
| AMERICAN AIR0017355486656 | 313.00 | 1 | 313.00 |
| SOUTHWES 5262479041978 | 311.98 | 1 | 311.98 |
| NXKEM USA LLC | 311.82 | 1 | 311.82 |
| AMZN MKTP US MI7Z95PG2 | 307.90 | 1 | 307.90 |
| TCOLE EVENT REG | 307.26 | 2 | 153.63 |
| TCOLE EVENT REG IN | 307.26 | 2 | 153.63 |
| WGM@WYNDHAM-HOUSTON.CO | 306.77 | 1 | 306.77 |
| SQ CZECH-MEX BAKERY & CA | 302.97 | 3 | 100.99 |
| NTB #465 | 302.80 | 1 | 302.80 |
| ORBITZ 7452333139964 | 301.76 | 1 | 301.76 |
| AMIGOS EQUIPMENT CORPORAT | 301.14 | 3 | 100.38 |
| PURCHASED FROM APPA | 300.00 | 1 | 300.00 |
| PAYPAL AMSERVICESC | 300.00 | 1 | 300.00 |
| TEXAS MUNICIPAL COURTS ED | 300.00 | 1 | 300.00 |
| TAMUC ACADEMICS | 300.00 | 3 | 100.00 |
| AMZN MKTP US MA7MN12V1 | 299.00 | 1 | 299.00 |
| GLOBAL LEADERSHIP NETW | 298.00 | 2 | 149.00 |
| HOTELS.COM157847172386 | 297.84 | 1 | 297.84 |
| AIRBNB HMAFTFF2DA | 297.81 | 2 | 148.90 |
| BUY DOOR HARDWARE NOW | 297.00 | 1 | 297.00 |
| H-E-B #413 | 296.17 | 2 | 148.08 |
| BUSINESS TELEPHONE | 296.06 | 1 | 296.06 |
| AMZN MKTP US MA0UM7TN0 | 295.25 | 1 | 295.25 |
| CHIEF SUPPLY VT | 295.04 | 3 | 98.35 |
| WWW.RESERVATIONS.COM | 294.38 | 2 | 147.19 |
| AMERICAN AIR0017379505598 | 294.00 | 1 | 294.00 |
| SIMPLEXGRINNELL | 292.00 | 1 | 292.00 |
| AMZN MKTP US M607T22P2 AM | 291.93 | 1 | 291.93 |
| GREY HOUSE PUBLISHING SAL | 290.00 | 1 | 290.00 |
| SWIFT SOLUTIONS | 290.00 | 1 | 290.00 |

Nueces County
Transaction Totals by Vendor YTD
For the 11 months ending 08/28/2019

| Merchant | Amount | Transaction Count | Average Transaction |
|---------------------------|--------|-------------------|---------------------|
| AMZN MKTP US MI59D5IB0 | 288.20 | 1 | 288.20 |
| AMZN MKTP US MW86J5XX0 | 288.20 | 1 | 288.20 |
| MY BINDING COM | 287.84 | 4 | 71.96 |
| WATCHGUARD VIDEO | 287.00 | 1 | 287.00 |
| TDLR BOILER INVOICE | 286.82 | 2 | 143.41 |
| SOUTHWES 5262439423815 | 286.00 | 1 | 286.00 |
| SOUTHWES 5262439423812 | 286.00 | 1 | 286.00 |
| SCOTT GLASS | 285.00 | 1 | 285.00 |
| SQ DISTRICT 11 AE4 | 284.00 | 3 | 94.67 |
| HOTELS.COM158180443389 | 283.48 | 1 | 283.48 |
| RESIDENCE INN HOUSTON | 283.14 | 4 | 70.78 |
| VALLEN DISTRIBUTION #QI | 282.82 | 1 | 282.82 |
| AMAZON.COM MI2GQ1P71 | 281.13 | 1 | 281.13 |
| SHAFFER'S MUFFLER & AUTO | 280.19 | 7 | 40.03 |
| GENERAL CRANE SERVICE CO | 280.00 | 1 | 280.00 |
| IN COSTUME SPECIALISTS I | 280.00 | 2 | 140.00 |
| LUBRICATION STATION | 279.87 | 6 | 46.64 |
| GULF COAST PAPER COM | 279.38 | 6 | 46.56 |
| AXON POWER | 279.16 | 2 | 139.58 |
| THE SAFEGUARD SYSTEM INC | 278.45 | 3 | 92.82 |
| AMAZON.COM MH4R35OK1 AMZN | 277.65 | 1 | 277.65 |
| HOTEL HOLIDAY INN EXP | 277.58 | 1 | 277.58 |
| IN PROTEX RESTAURANT SER | 272.99 | 1 | 272.99 |
| GRAND HYATT SAN ANTONIO | 271.68 | 5 | 54.34 |
| ROADSIDE INC | 270.19 | 2 | 135.10 |
| BURNER COMBUSTION SYSTEM | 270.14 | 1 | 270.14 |
| SECURETECH | 270.00 | 2 | 135.00 |
| FAIRFIELD INN & SUITES | 269.36 | 1 | 269.36 |
| JAMAR TECHNOLOGIES INC | 269.08 | 2 | 134.54 |
| CC DISPOSAL SERVIC | 268.17 | 3 | 89.39 |
| FRONTIER UTILITIES | 267.57 | 2 | 133.78 |
| FLEETPRIDE 155 | 267.03 | 2 | 133.52 |
| AMERICAN AIR0017330620163 | 267.00 | 1 | 267.00 |
| SQ BLG DELI / SCHL | 265.54 | 3 | 88.51 |
| CROWNE PLAZA DALLAS MARK | 265.10 | 2 | 132.55 |
| PREMIER SMILES IKENNA | 265.00 | 1 | 265.00 |
| VALLEN-BELMONT | 264.96 | 1 | 264.96 |
| TXEFILE 032358384-0 | 263.40 | 2 | 131.70 |
| MINIT MAN #4 | 260.26 | 1 | 260.26 |
| AUTOZONE #1328 | 260.20 | 12 | 21.68 |
| ROSE SALES CO | 258.28 | 1 | 258.28 |
| PAYPAL SOUTHEASTTE | 255.00 | 1 | 255.00 |

Nueces County
Transaction Totals by Vendor YTD
For the 11 months ending 08/28/2019

| Merchant | Amount | Transaction Count | Average Transaction |
|---------------------------|--------|-------------------|---------------------|
| 360 TRAINING(ECOMMERCE | 255.00 | 1 | 255.00 |
| QUIK PRINT | 254.24 | 2 | 127.12 |
| HALI-BRITE INC. | 253.91 | 1 | 253.91 |
| AMZN MKTP US MT46O8GF0 | 253.59 | 1 | 253.59 |
| EXPEDIA 7385031337782 | 251.58 | 1 | 251.58 |
| IN MERCURY AUTO AIR LLC | 251.45 | 2 | 125.72 |
| SHORELINE PLUMBING | 250.00 | 1 | 250.00 |
| IN EDMOND'S COASTAL PLUM | 250.00 | 1 | 250.00 |
| ECHELON HTS INC | 250.00 | 2 | 125.00 |
| GRAY PHOTOGRAPHY | 250.00 | 1 | 250.00 |
| HAMPTON INN BROWNWOOD | 249.74 | 2 | 124.87 |
| CDW GOVT #QHK7276 | 249.57 | 1 | 249.57 |
| VALLEN DISTRIBUTION EO | 249.35 | 1 | 249.35 |
| TX DEPT AGRICULTUR | 247.44 | 4 | 61.86 |
| FIRESTONE16713 | 245.71 | 1 | 245.71 |
| HOLIDAY INN EXPRESS FORT | 244.26 | 2 | 122.13 |
| ROTO-ROOTER PLUMBERS ST - | 244.00 | 1 | 244.00 |
| LARSON PLUMBING & UTILITY | 240.00 | 1 | 240.00 |
| AMZN MKTP US M64Y28AI2 AM | 239.94 | 1 | 239.94 |
| CEECO | 239.62 | 1 | 239.62 |
| AMZN MKTP US MA04G91T1 | 239.51 | 1 | 239.51 |
| TXTAG 888 468 9824 | 239.31 | 10 | 23.93 |
| PIONEER POCKET HOTEL | 239.08 | 1 | 239.08 |
| NAYLOR'S FARM & RANCH SUP | 238.85 | 3 | 79.62 |
| RR BRINK LOCKING SYSTEMS | 238.62 | 1 | 238.62 |
| UNIFORMS AND ACCESSORIES | 237.75 | 1 | 237.75 |
| IN INTEGRITY COMMUNICATI | 237.50 | 2 | 118.75 |
| BEST WESTERN LAGRANGE IN | 235.86 | 1 | 235.86 |
| 2019 ENVIRONMENTAL TRA | 235.00 | 1 | 235.00 |
| MARCO ELECTRONICS | 234.97 | 1 | 234.97 |
| SQ HUNT COUNTY AGR | 232.88 | 1 | 232.88 |
| SUTHERLANDS 3210 | 230.25 | 2 | 115.12 |
| ASHRAE | 229.00 | 1 | 229.00 |
| AAA AIR CONDITIONING | 229.00 | 1 | 229.00 |
| PENGAD INC | 227.97 | 3 | 75.99 |
| LIND ELECTRONICS | 226.60 | 3 | 75.53 |
| VIOLETWATERSUPPLY VCN | 225.67 | 3 | 75.22 |
| A-1 PLUMBING & COMPANY | 225.00 | 1 | 225.00 |
| AMZN MKTP US M26U64YY1 | 223.95 | 1 | 223.95 |
| SQ BAY AREA TIME | 223.60 | 5 | 44.72 |
| FEDEX 98688480 | 221.94 | 1 | 221.94 |
| SQ ISLAND MOON MON | 220.00 | 1 | 220.00 |

Nueces County
Transaction Totals by Vendor YTD
For the 11 months ending 08/28/2019

| Merchant | Amount | Transaction Count | Average Transaction |
|---------------------------|--------|-------------------|---------------------|
| SQ SHORELINE SANDW | 218.97 | 3 | 72.99 |
| PRICELINE RENTAL CAR | 218.20 | 1 | 218.20 |
| TARGET.COM | 216.46 | 1 | 216.46 |
| ACTION TARGETS | 216.35 | 2 | 108.18 |
| THE PEAVEY CORPORATION | 215.00 | 1 | 215.00 |
| TEXAS NURSERY&LANDSCAPE A | 215.00 | 1 | 215.00 |
| AMERICAN AIR0017330633922 | 215.00 | 1 | 215.00 |
| PROVINE SCHOOL PICTURES | 215.00 | 2 | 107.50 |
| HAMPTON INN AUSTIN | 213.00 | 1 | 213.00 |
| SPRINGHILL SUITES BY M | 211.86 | 1 | 211.86 |
| SHERATON MCKINNEY | 210.76 | 1 | 210.76 |
| SQ RIGOS RADIATOR | 210.00 | 1 | 210.00 |
| SQ TEXAS GOLD SKID | 210.00 | 1 | 210.00 |
| LA BORDE HOUSE HOTEL | 210.00 | 1 | 210.00 |
| AMZN MKTP US MI7G18IC0 | 207.99 | 1 | 207.99 |
| CITY OF AGUA DULCE | 207.86 | 3 | 69.29 |
| H-E-B #069 | 206.16 | 2 | 103.08 |
| XTREME SAFETY INDUSTRIAL | 206.00 | 2 | 103.00 |
| CARISMA WASH LUBE & DETA | 205.46 | 2 | 102.73 |
| QUALITY INN & SUITES | 205.35 | 1 | 205.35 |
| RUBEN'S FLEET SERVICE | 205.30 | 4 | 51.32 |
| ACFE | 205.00 | 1 | 205.00 |
| PAYPAL FIRESAFETY2 | 204.00 | 1 | 204.00 |
| THE FLAG COMPANY | 202.87 | 1 | 202.87 |
| AMZN MKTP US MN2BX2172 | 201.99 | 1 | 201.99 |
| HABITAT RESTORE | 200.80 | 2 | 100.40 |
| COTTONWOOD SOFTWARE | 200.00 | 2 | 100.00 |
| CLAWSONS MUSIC | 199.99 | 1 | 199.99 |
| AMZN MKTP US MA59W7RZ2 | 199.92 | 1 | 199.92 |
| CDW GOVT #RKN2484 | 198.52 | 1 | 198.52 |
| AWL PEARSON EDUCATION | 198.06 | 3 | 66.02 |
| HORSESHOE BAY FRONT DESK | 197.16 | 2 | 98.58 |
| SIGN XPRESS | 196.81 | 2 | 98.40 |
| ADOBE ACROPRO SUBS | 194.72 | 1 | 194.72 |
| OREILLY AUTO #1441 | 193.50 | 5 | 38.70 |
| NEESSEN CHEVROLET | 192.45 | 1 | 192.45 |
| TIPSCO | 192.00 | 2 | 96.00 |
| FSI CENTERPOINT ENERGY | 190.89 | 6 | 31.82 |
| KELTONS TRUCK PARTS INC | 190.43 | 4 | 47.61 |
| INTERNATIONAL ASSOCIATION | 190.00 | 1 | 190.00 |
| GALVAN TOWING | 190.00 | 2 | 95.00 |
| EB ACTIVE ATTACKER PR | 190.00 | 2 | 95.00 |

**Nueces County
Transaction Totals by Vendor YTD
For the 11 months ending 08/28/2019**

| Merchant | Amount | Transaction Count | Average Transaction |
|---------------------------|--------|-------------------|---------------------|
| NUECES COUNTY MED SCTY | 190.00 | 1 | 190.00 |
| SHRM MEMBER601056155 | 189.00 | 1 | 189.00 |
| SPIRAL BINDING LLC | 188.59 | 2 | 94.30 |
| WRISTBAND.COM | 188.00 | 1 | 188.00 |
| STAMP CONNECTION | 188.00 | 2 | 94.00 |
| SP WILDSEED FARMS | 188.00 | 1 | 188.00 |
| EVINS GLASS SERVICE | 187.68 | 1 | 187.68 |
| EXXONMOBIL 99020240 | 187.01 | 3 | 62.34 |
| OREILLY AUTO #0712 | 186.13 | 2 | 93.06 |
| FEDEX 30671617 | 185.28 | 1 | 185.28 |
| UNITED CORPUS CHRISTI CHA | 185.00 | 2 | 92.50 |
| CALDWELL COUNTRY CHEVY | 183.50 | 2 | 91.75 |
| PAYPAL OPENDOORLLC | 182.95 | 1 | 182.95 |
| OMNI SAN DIEGO FRONT D | 180.35 | 1 | 180.35 |
| PAYPAL WONDERIDEA | 180.00 | 12 | 15.00 |
| NETFLIX.COM | 179.88 | 14 | 12.85 |
| EXXONMOBIL 45362159 | 178.17 | 3 | 59.39 |
| FASTSIGNS | 177.12 | 1 | 177.12 |
| AUTOZONE #1335 | 176.19 | 1 | 176.19 |
| LA QUINTA INNS 0567 | 176.10 | 1 | 176.10 |
| MODERN PHARMACY | 175.82 | 1 | 175.82 |
| AMAZON.COM MT65W0LJ0 | 175.23 | 1 | 175.23 |
| IN ALAMO VALLEY GEOSYSTE | 175.00 | 1 | 175.00 |
| BOUNCE ENERGY INC | 175.00 | 1 | 175.00 |
| NFPA NATL FIRE PROTECT | 175.00 | 1 | 175.00 |
| COASTAL BEND SOCIETY FOR | 175.00 | 6 | 29.17 |
| VETERAN ENERGY LLC | 174.38 | 3 | 58.13 |
| AOC AUTO PARTS | 173.20 | 3 | 57.73 |
| PIZZA HUT #23626 | 172.98 | 1 | 172.98 |
| AMZN MKTP US MN2HC00C2 | 172.02 | 1 | 172.02 |
| SECCO INC | 171.40 | 3 | 57.13 |
| JASON'S DELI #616 | 170.91 | 1 | 170.91 |
| EB APA TX SOUTHMOST S | 170.00 | 2 | 85.00 |
| AMZN MKTP US MI13Y6YE1 | 169.99 | 1 | 169.99 |
| SECURITYMETRICS INC. | 169.98 | 1 | 169.98 |
| AMAZON.COM M67FN9VF0 AMZN | 169.98 | 1 | 169.98 |
| AN BUICK GMC CORPUS CH | 169.34 | 2 | 84.67 |
| NIKOS STEAK HOUSE | 169.00 | 1 | 169.00 |
| CBI COREL | 169.00 | 1 | 169.00 |
| BOOTS N BRITCHES | 168.95 | 2 | 84.48 |
| BUSTERS BUTANE | 168.78 | 7 | 24.11 |
| TEXAS FLAME STEAKHOUSE | 168.55 | 1 | 168.55 |

Nueces County
Transaction Totals by Vendor YTD
For the 11 months ending 08/28/2019

| Merchant | Amount | Transaction Count | Average Transaction |
|---------------------------|--------|-------------------|---------------------|
| SQ WINDSHIELD SERV | 167.00 | 3 | 55.67 |
| THE INST OF INT AUDITO | 165.00 | 1 | 165.00 |
| LOVE S TRAVEL 00006726 | 165.00 | 4 | 41.25 |
| SCHOLASTIC BOOK FAIRS R4 | 163.80 | 2 | 81.90 |
| RICHMOND PAPER & INK | 163.13 | 1 | 163.13 |
| GARDEN CORNER OF BLUNTZER | 162.00 | 2 | 81.00 |
| AMZN MKTP US MT6NW0OR2 | 161.48 | 1 | 161.48 |
| SCHLOTZSKY'S OLO #1120 | 160.84 | 1 | 160.84 |
| USPS PO 4876650380 | 160.56 | 10 | 16.06 |
| PIZZA HUT #23634 | 160.46 | 2 | 80.23 |
| PMI PIPE STEEL AND SUPPLI | 160.37 | 1 | 160.37 |
| SQ ABSOLUTE WRECKER & ST | 160.00 | 2 | 80.00 |
| BESTBUYCOM805591531916 | 159.99 | 1 | 159.99 |
| ESA SERVICE DOG REGISTRAT | 159.88 | 2 | 79.94 |
| AMZN MKTP US M86PV57O2 | 159.82 | 1 | 159.82 |
| CDW GOVT #1200-5211 | 158.76 | 2 | 79.38 |
| SABAL DENTAL ALAMEDA - VT | 158.00 | 1 | 158.00 |
| SABAL DENTAL ALAMEDA | 158.00 | 1 | 158.00 |
| ENSYSTEX II | 157.50 | 2 | 78.75 |
| SQ MEHRDAD SALAMAT | 157.50 | 1 | 157.50 |
| PCI PATTERSON VETERINA | 156.72 | 2 | 78.36 |
| PAYPAL OPALPRO90LT | 156.32 | 1 | 156.32 |
| AMZN MKTP US MB3YB0DO2 | 155.99 | 1 | 155.99 |
| SUPERSHUTTLE EXECUCARLAX | 155.80 | 1 | 155.80 |
| ORBITZ 7437125635592 | 155.37 | 1 | 155.37 |
| EB TEXAS CHILDREN IN | 155.14 | 1 | 155.14 |
| AMZN MKTP US MH7RD25L2 | 154.83 | 1 | 154.83 |
| VISTAPR VISTAPRINT.COM | 153.98 | 4 | 38.50 |
| SHORELINE SANDWICH | 152.92 | 2 | 76.46 |
| STATE BAR TX - MCLE-W | 152.76 | 2 | 76.38 |
| JOHNSTONE SUPPLY OF C C | 152.43 | 1 | 152.43 |
| AMZN MKTP US MB09E6FJ0 | 151.37 | 1 | 151.37 |
| SHERWIN WILLIAMS 708584 | 150.88 | 1 | 150.88 |
| AMZN MKTP US MN54A8QG2 | 150.78 | 1 | 150.78 |
| BARNES&NOBLE.COM-BN | 150.03 | 1 | 150.03 |
| NASW ONLINE | 150.00 | 1 | 150.00 |
| INFINITE ELECTRIC LLC | 150.00 | 1 | 150.00 |
| SQ P.A.A.C. (PEOPL | 150.00 | 1 | 150.00 |
| SQ THE ACT | 150.00 | 1 | 150.00 |
| EAGLE LOCK AND KEY | 149.95 | 2 | 74.98 |
| HOEGEMEYERS BARBEQUE | 148.70 | 1 | 148.70 |
| SPARK ENERGY | 148.54 | 2 | 74.27 |

**Nueces County
Transaction Totals by Vendor YTD
For the 11 months ending 08/28/2019**

| Merchant | Amount | Transaction Count | Average Transaction |
|---------------------------|--------|-------------------|---------------------|
| WAL-MART #0442 | 147.36 | 1 | 147.36 |
| JACKS SMALL ENGINES & GEN | 146.87 | 2 | 73.44 |
| MEAD DIRECT RESPONSE INC | 145.76 | 2 | 72.88 |
| HOBBY-LOBBY #0066 | 145.16 | 5 | 29.03 |
| SQ HOEGEMEYER'S BARBEQUE | 145.00 | 1 | 145.00 |
| NORMA S FRUITS & DELIGHTS | 145.00 | 4 | 36.25 |
| FEDEX 30198427 | 144.91 | 1 | 144.91 |
| OTC BRANDS INC. | 144.47 | 2 | 72.24 |
| CDSK9TRACK | 144.00 | 1 | 144.00 |
| USPS PO BOXES ONLINE | 144.00 | 2 | 72.00 |
| FASTENAL COMPANY 01TXCOR | 143.42 | 1 | 143.42 |
| MYRON CORP | 142.70 | 1 | 142.70 |
| NENA | 142.00 | 1 | 142.00 |
| LOWES #02506 | 141.23 | 2 | 70.62 |
| CHAMPION ENERGY SERVICES | 141.14 | 1 | 141.14 |
| NUECES CO TX - GOV PAY FE | 141.00 | 47 | 3.00 |
| SCHLOTZSKY'S OLO #1118 | 140.81 | 1 | 140.81 |
| IRV THOMAS HONDA | 140.52 | 1 | 140.52 |
| SAMSClub.COM | 140.00 | 1 | 140.00 |
| MILESTONES MEMORIES LLC | 140.00 | 1 | 140.00 |
| AMZN MKTP US MA2LG0DT1 | 139.99 | 1 | 139.99 |
| SUPPLYHOUSE.COM | 139.95 | 1 | 139.95 |
| SQ JMJ BUSINESS EQUIPMEN | 139.90 | 2 | 69.95 |
| MARTIN YALE | 139.86 | 1 | 139.86 |
| DANNYS TIRE SHOP | 138.96 | 6 | 23.16 |
| AVL BOOKBABY | 138.45 | 3 | 46.15 |
| DOLLAR RENT A CAR | 136.92 | 1 | 136.92 |
| TARA ENERGY | 136.73 | 1 | 136.73 |
| H-E-B #022 | 136.32 | 5 | 27.26 |
| HERTZ RENT-A-CAR | 136.10 | 1 | 136.10 |
| RAM TOOL & SUPPLY TX06 | 135.90 | 1 | 135.90 |
| AMZN MKTP US M64AO73U0 AM | 135.16 | 1 | 135.16 |
| ESS - VGYOUNG CE 800-2 | 135.00 | 4 | 33.75 |
| LIBERTY POWER HOLDINGS | 133.47 | 1 | 133.47 |
| USPS PO 4820270411 | 133.10 | 3 | 44.37 |
| LABELS ETC INC | 131.94 | 1 | 131.94 |
| SPRINGHILL SUITES AUST | 131.67 | 1 | 131.67 |
| JASONS DELI #616 | 131.37 | 1 | 131.37 |
| LA MICHOACANA BAKERY INC | 131.21 | 8 | 16.40 |
| AMAZON.COM MH4QF7T92 AMZN | 131.06 | 1 | 131.06 |
| SPOK INC | 131.02 | 1 | 131.02 |
| R & D SPRAYERS | 130.87 | 1 | 130.87 |

Nueces County
Transaction Totals by Vendor YTD
For the 11 months ending 08/28/2019

| Merchant | Amount | Transaction Count | Average Transaction |
|---------------------------|--------|-------------------|---------------------|
| AMZN MKTP US MO5FN9X61 | 129.99 | 1 | 129.99 |
| AT&T T41A 8153 | 129.90 | 1 | 129.90 |
| SALLY BEAUTY #2066 | 129.07 | 2 | 64.54 |
| G T DISTRIBUTORS INC | 128.27 | 1 | 128.27 |
| THE STUDIO | 128.10 | 1 | 128.10 |
| DRI KUTOOLS FOR EXCEL | 126.65 | 1 | 126.65 |
| EMBASSY SUITES SAN ANT | 126.00 | 1 | 126.00 |
| AMAZON.COM MN9PN2Y61 AMZN | 125.98 | 1 | 125.98 |
| AMAZON.COM MA8MH3PP1 AMZN | 125.87 | 1 | 125.87 |
| SOUTH JETTY | 125.80 | 2 | 62.90 |
| HOLIDAY INN AUSTIN | 125.53 | 1 | 125.53 |
| MINIT MAN #2 | 125.06 | 1 | 125.06 |
| IN ABEL SCREENING INC. | 125.00 | 1 | 125.00 |
| PAYPAL WASHINGTONC | 125.00 | 6 | 20.83 |
| AMZN MKTP US MA1JP0Y21 | 124.60 | 1 | 124.60 |
| MICHAELS STORES 1681 | 124.52 | 6 | 20.75 |
| AMAZON.COM MZ3DS0QP0 AMZN | 124.50 | 1 | 124.50 |
| SQ SHORELINE SANDWICH CO | 124.25 | 1 | 124.25 |
| FREEDOM AUTO SPA | 124.20 | 4 | 31.05 |
| NICHOLS SOUTHSIDE PHAR | 123.87 | 1 | 123.87 |
| BARNES & NOBLE #2818 | 123.41 | 2 | 61.70 |
| FEDEX 29878864 | 123.22 | 1 | 123.22 |
| AMAZON.COM MI6WR4Q72 | 121.40 | 1 | 121.40 |
| IN SUPERGLASS WINDSHIELD | 120.00 | 4 | 30.00 |
| PARKDALE PRINTING | 120.00 | 1 | 120.00 |
| SQ D-9 ALPHA ZETA CHAPTE | 120.00 | 2 | 60.00 |
| SQ BARD OF THE SOU | 120.00 | 1 | 120.00 |
| IN ENSEMBLE GROUP | 120.00 | 1 | 120.00 |
| B & R SUPPLY & EQUIPMENT | 119.50 | 1 | 119.50 |
| 6750 DOMINOS PIZZA | 118.99 | 2 | 59.50 |
| CROWN PLAZA SUITES HOUST | 118.66 | 1 | 118.66 |
| SUBWAY 00126961 | 118.55 | 1 | 118.55 |
| LOVETT DENTAL #9 | 118.00 | 1 | 118.00 |
| WAL-MART #5898 | 117.68 | 4 | 29.42 |
| SUPER 8 MOTELS | 117.52 | 1 | 117.52 |
| SQ AMERICAN DETAIL | 117.35 | 1 | 117.35 |
| LOWES #00907 | 116.88 | 2 | 58.44 |
| FEDEX 31955976 | 116.64 | 1 | 116.64 |
| ACTION GYPSUM SUPPLY - CO | 116.30 | 1 | 116.30 |
| ATT BUS PHONE PMT | 115.85 | 1 | 115.85 |
| EXPEDIA 7429657907567 | 115.34 | 1 | 115.34 |
| WEATHERTECH DIRECT LLC | 114.95 | 1 | 114.95 |

**Nueces County
Transaction Totals by Vendor YTD
For the 11 months ending 08/28/2019**

| Merchant | Amount | Transaction Count | Average Transaction |
|---------------------------|--------|-------------------|---------------------|
| AMAZON.COM M80ST24U1 | 114.71 | 1 | 114.71 |
| ZAGG INC | 114.23 | 2 | 57.12 |
| CANDLEWOOD SUITES ASTN SO | 113.85 | 1 | 113.85 |
| AMAZON.COM MB09N1H51 | 113.51 | 1 | 113.51 |
| SUPERIOR TRAILER SALES | 113.30 | 2 | 56.65 |
| SHAFFER MUFFLER AND AUTOM | 112.50 | 2 | 56.25 |
| BIOQUIP PRODUCTS INC | 112.02 | 1 | 112.02 |
| FEDEX 31332794 | 111.79 | 1 | 111.79 |
| EZCATERSCHLOTZSKYS | 111.57 | 1 | 111.57 |
| EXXONMOBIL 48099196 | 111.00 | 3 | 37.00 |
| SHINE ON CAR WASH | 111.00 | 7 | 15.86 |
| FAMILY DOLLAR #5158 | 110.98 | 2 | 55.49 |
| ES COLLEGE STATION | 110.85 | 1 | 110.85 |
| ALOFT COLLEGE STATION | 110.85 | 1 | 110.85 |
| AMZN MKTP US MN7XE2YW1 | 110.78 | 1 | 110.78 |
| MARDEL #34 | 110.70 | 2 | 55.35 |
| MUELLER INC | 110.15 | 3 | 36.72 |
| AMAZON.COM M807B3U52 | 109.90 | 1 | 109.90 |
| DAYS INN BRYAN | 109.76 | 1 | 109.76 |
| AMZN MKTP US MH9CZ1Z42 | 109.75 | 1 | 109.75 |
| COPQUEST INC | 109.50 | 2 | 54.75 |
| O'REILLY AUTO PARTS 635 | 109.06 | 3 | 36.35 |
| PAYPAL 4 LESS CO | 109.00 | 1 | 109.00 |
| HILTON HOTELS | 108.81 | 1 | 108.81 |
| MICROSOFT OFFICE 365 HOME | 108.23 | 1 | 108.23 |
| AMAZON.COM M25S28DH0 | 107.53 | 1 | 107.53 |
| LNR LUNARPAGES WEBHOST | 107.40 | 1 | 107.40 |
| FS JITBIT | 107.17 | 1 | 107.17 |
| THE ROCKIN G OIL C | 107.01 | 2 | 53.50 |
| PEARL SOUTH PADRE | 106.56 | 1 | 106.56 |
| AMZN MKTP US MB7HO4TE0 | 105.35 | 1 | 105.35 |
| SQ TORRES GARAGE | 105.00 | 6 | 17.50 |
| MCALISTER'S #1359 | 104.97 | 1 | 104.97 |
| ACADEMY SPORTS + OUTDOOR | 104.86 | 3 | 34.95 |
| LA QUINTA INN SUITES | 104.65 | 1 | 104.65 |
| SQ SE DISTRICT 9 E | 104.00 | 1 | 104.00 |
| H-E-B #210 | 102.54 | 5 | 20.51 |
| OMNI CORPUS CHRISTI | 102.35 | 1 | 102.35 |
| ZEP SALES AND SERVICE | 102.07 | 1 | 102.07 |
| PAYPAL SOUTHTEXASS | 101.81 | 3 | 33.94 |
| BEST WESTERN PLUS | 101.53 | 1 | 101.53 |
| TEXAS COUNCIL ON FAMILY V | 100.00 | 1 | 100.00 |

**Nueces County
Transaction Totals by Vendor YTD
For the 11 months ending 08/28/2019**

| Merchant | Amount | Transaction Count | Average Transaction |
|---------------------------|--------|-------------------|---------------------|
| SHRM CERTIFICATION | 100.00 | 1 | 100.00 |
| GILL LANDSCAPE NURSERY | 100.00 | 1 | 100.00 |
| VUE TESTING/TRAIN SVC | 100.00 | 1 | 100.00 |
| SQ STICKER STORE G | 100.00 | 1 | 100.00 |
| AMZN MKTP US MB9DM5TI0 | 99.99 | 1 | 99.99 |
| ANIMAL CARE TECHNOLOGIES | 99.00 | 1 | 99.00 |
| AMZN MKTP US MW5846ZK2 | 99.00 | 1 | 99.00 |
| IN ID CARD CONSULTANTS | 98.84 | 1 | 98.84 |
| HOTELS.COM157529571062 | 98.65 | 1 | 98.65 |
| AMAZON.COM M66EQ0MG0 AMZN | 97.98 | 1 | 97.98 |
| PAYPAL FANZOFSPORT | 97.80 | 1 | 97.80 |
| MILLERS BAR B-Q WEBER | 97.51 | 1 | 97.51 |
| BESTBUYCOM805613287008 | 97.40 | 2 | 48.70 |
| BESTBUYCOM73954 | 95.96 | 1 | 95.96 |
| AUTOZONE #1344 | 95.96 | 3 | 31.99 |
| UPS (800) 811-1648 | 95.43 | 1 | 95.43 |
| FLANAGANS MUFFLER SHOP | 95.00 | 1 | 95.00 |
| EXPEDIA 7464340455818 | 94.92 | 1 | 94.92 |
| PAYPAL RUNES | 94.50 | 2 | 47.25 |
| FEDEX 98662785 | 93.84 | 1 | 93.84 |
| AMZN MKTP US MN2WX67X1 | 93.69 | 1 | 93.69 |
| AN FORD MAZDA CORPUS | 93.62 | 2 | 46.81 |
| AMAZON.COM MN1762SH2 AMZN | 93.35 | 1 | 93.35 |
| TOWNEPLACE SUITES | 93.00 | 1 | 93.00 |
| SAFER SOCIETY FOUNDA | 93.00 | 1 | 93.00 |
| AMZN MKTP US MT3DD0QL0 | 92.96 | 1 | 92.96 |
| ARC HOUSTON 09 | 92.20 | 1 | 92.20 |
| SP CROWD CONTROL WAR | 92.08 | 1 | 92.08 |
| AMAZON.COM MH0WH2ZI1 AMZN | 91.90 | 1 | 91.90 |
| EXCEPTIONAL REPORTING SE | 91.85 | 1 | 91.85 |
| EASY DRIVE STAKE - 3 | 91.00 | 1 | 91.00 |
| HESTERS CAFE AND COFFEE B | 90.36 | 1 | 90.36 |
| SIRCHIE FINGER PRINT LABO | 90.24 | 1 | 90.24 |
| CVS/PHARMACY #06986 | 90.08 | 1 | 90.08 |
| WWW.MAGIX.COM RENO | 89.99 | 1 | 89.99 |
| AMAZON.COM M81B885A0 | 89.97 | 1 | 89.97 |
| ORECK VACUUMS OF CORPUS | 89.90 | 1 | 89.90 |
| AMZN MKTP US M82H60AF2 | 88.40 | 1 | 88.40 |
| AMZN MKTP US MH6E52OM1 AM | 87.80 | 1 | 87.80 |
| LA QUINTA INN AND SUIT | 87.76 | 1 | 87.76 |
| TX DISTRICT & COUNTY ATT | 87.14 | 1 | 87.14 |
| BEST WESTERN EXECUTIVE IN | 85.59 | 1 | 85.59 |

Nueces County
Transaction Totals by Vendor YTD
For the 11 months ending 08/28/2019

| Merchant | Amount | Transaction Count | Average Transaction |
|---------------------------|--------|-------------------|---------------------|
| AMZN MKTP US MA5B65MO0 | 85.59 | 1 | 85.59 |
| TEXAS GUN SHOP INC | 85.52 | 1 | 85.52 |
| TEXAS CHAPTER PRIMA PUBLI | 85.00 | 2 | 42.50 |
| TEXAS RECREATION & PARK S | 85.00 | 1 | 85.00 |
| DMI DELL BUS ONLINE | 83.98 | 1 | 83.98 |
| AMZN MKTP US M62B57450 | 83.96 | 1 | 83.96 |
| FOURPAIR COM | 83.45 | 1 | 83.45 |
| AUTOZONE 4216 | 81.97 | 3 | 27.32 |
| PAYPAL CULLNARYDEP | 81.44 | 1 | 81.44 |
| LUMBER LIQUIDATORS 171 | 81.34 | 2 | 40.67 |
| RADIOLOGY ASSOCIATES OF | 81.00 | 1 | 81.00 |
| FEDEX 485989733 | 80.92 | 1 | 80.92 |
| FEDEX 182128546 | 80.57 | 1 | 80.57 |
| AGENT FEE 8900756547642 | 80.00 | 1 | 80.00 |
| AGENT FEE 8900757200311 | 80.00 | 1 | 80.00 |
| AGENT FEE 8900769105812 | 80.00 | 1 | 80.00 |
| AGENT FEE 8900769304078 | 80.00 | 1 | 80.00 |
| LONGHORN STEAK00054544 | 80.00 | 1 | 80.00 |
| BLUFFALO WINGS CO | 79.00 | 1 | 79.00 |
| POSTNET TX162 | 78.00 | 1 | 78.00 |
| SUNOCO 0825851900 | 78.00 | 1 | 78.00 |
| PAYPAL MIKE DAVIS | 77.88 | 1 | 77.88 |
| PROMOTESOURCE | 77.86 | 1 | 77.86 |
| FEDEX 175709699 | 77.83 | 1 | 77.83 |
| FEDEX 464036534 | 77.16 | 1 | 77.16 |
| JANET'S CAKERY | 77.00 | 1 | 77.00 |
| AIR AND FILTERS | 76.92 | 1 | 76.92 |
| FEDEX 176312622 | 76.76 | 1 | 76.76 |
| BEEVILLE PUBLISHING CO IN | 76.00 | 1 | 76.00 |
| AMZN MKTP US MO5T00LD0 AM | 75.96 | 1 | 75.96 |
| DISCOUNT LOCKSMITH AND SU | 75.78 | 1 | 75.78 |
| MICROSOFT OFFICE 365 | 75.76 | 1 | 75.76 |
| IN SALINAS IRRIGATION IN | 75.00 | 1 | 75.00 |
| TEXAS WRECKER SERVICE | 75.00 | 1 | 75.00 |
| SQ EAGLE GLASS SER | 75.00 | 1 | 75.00 |
| TXDOT FINANCE | 75.00 | 1 | 75.00 |
| PRO TOW WRECKER SERVICE | 75.00 | 1 | 75.00 |
| MEDINA MUFFLER SHOP | 75.00 | 1 | 75.00 |
| LA QUINTA INNS 0905 | 74.75 | 1 | 74.75 |
| SQ ANNAVILLE AIR C | 74.50 | 1 | 74.50 |
| TEXAS LAUNDRY SERVICE COM | 74.22 | 1 | 74.22 |
| GULLY HURST LLC | 72.68 | 1 | 72.68 |

**Nueces County
Transaction Totals by Vendor YTD
For the 11 months ending 08/28/2019**

| Merchant | Amount | Transaction Count | Average Transaction |
|---------------------------|--------|-------------------|---------------------|
| FEDEX 474091906 | 71.79 | 1 | 71.79 |
| LA QUINTA INNS 0478 | 71.02 | 1 | 71.02 |
| NUECES WATER SUPPLY CORPO | 70.52 | 1 | 70.52 |
| DEFENSIVE DRIVING.COM | 70.00 | 2 | 35.00 |
| TEXAS STATE AQUARIUM - | 70.00 | 1 | 70.00 |
| AMAZON.COM MH65N64C1 AMZN | 69.95 | 1 | 69.95 |
| AMZN MKTP US MB85V83F0 | 69.92 | 1 | 69.92 |
| IDRIVE.COM | 69.50 | 1 | 69.50 |
| ORBITZ 7452589276273 | 69.25 | 1 | 69.25 |
| AMAZON.COM MN0ZP3YB1 AMZN | 68.45 | 1 | 68.45 |
| HARBOR FREIGHT TOOLS 680 | 67.66 | 1 | 67.66 |
| ACT PROGRAMS | 67.00 | 1 | 67.00 |
| TSBPA IND LIC RENE | 66.00 | 1 | 66.00 |
| HOLT CAT SA PARTS - MS | 65.93 | 1 | 65.93 |
| AMZN MKTP US MT5I802X1 | 65.65 | 1 | 65.65 |
| AMZN MKTP US MW24G78T0 | 65.65 | 1 | 65.65 |
| HYATT REGENCY PARKING | 65.00 | 2 | 32.50 |
| BEST BUY 00014696 | 64.79 | 1 | 64.79 |
| AMZN MKTP US MW5376L92 | 64.45 | 1 | 64.45 |
| AMZN MKTP US MW3XS5G02 AM | 64.30 | 1 | 64.30 |
| AMZN MKTP US MW7KX7M90 AM | 64.30 | 1 | 64.30 |
| TARGET 00023655 | 64.13 | 1 | 64.13 |
| PSI SERVICES LLC | 64.00 | 1 | 64.00 |
| AMZN MKTP US MW2TJ4O11 | 63.99 | 1 | 63.99 |
| STRIPES 0445442700 | 63.85 | 1 | 63.85 |
| AMZN MKTP US MW17500O2 | 63.79 | 1 | 63.79 |
| AMZN MKTP US M83871U11 | 63.79 | 1 | 63.79 |
| AMZN MKTP US MI7HF8VZ1 | 63.79 | 1 | 63.79 |
| AMZN MKTP US MH7IT9ZE2 | 63.79 | 1 | 63.79 |
| RR DONNELLEY-PAYMETRIC | 63.01 | 1 | 63.01 |
| AMZN MKTP US MA2H64SE0 | 62.93 | 1 | 62.93 |
| LIFELOC TECHNOLOGIES | 62.88 | 1 | 62.88 |
| AMZN MKTP US MI6ZZ8AS0 | 62.15 | 1 | 62.15 |
| RICKS DETAILING | 62.00 | 1 | 62.00 |
| RAYALLEN.COM JJDOG.COM | 61.99 | 1 | 61.99 |
| AMZN MKTP US M85D660W1 | 61.61 | 1 | 61.61 |
| AMAZON.COM MT9G77WS2 | 61.19 | 1 | 61.19 |
| VICTORY AUTO BODY | 61.04 | 1 | 61.04 |
| DOLLARTREE | 61.00 | 2 | 30.50 |
| SUNOCO 0100853100 | 61.00 | 1 | 61.00 |
| SHELL OIL 57543066104 | 60.51 | 1 | 60.51 |
| KINGSVILLE PUBLISHING CO | 60.50 | 3 | 20.17 |

Nueces County
Transaction Totals by Vendor YTD
For the 11 months ending 08/28/2019

| Merchant | Amount | Transaction Count | Average Transaction |
|---------------------------|--------|-------------------|---------------------|
| CDW GOVT #QTB7001 | 60.29 | 1 | 60.29 |
| FEDEX 31874668 | 60.03 | 1 | 60.03 |
| AMZN MKTP US MH32I4CT2 | 60.00 | 1 | 60.00 |
| MALL SHOE SERVICE | 60.00 | 1 | 60.00 |
| RUSSEL MEDICAL | 60.00 | 1 | 60.00 |
| RIVERSIDE VETERINARY CLIN | 60.00 | 1 | 60.00 |
| BUC-EES #30 | 59.99 | 2 | 30.00 |
| AMZN MKTP US MA6CH4DB0 | 59.99 | 1 | 59.99 |
| AMZN MKTP US MH1HY6NS2 | 59.99 | 1 | 59.99 |
| AMZN MKTP US MH5V99ZQ0 | 59.95 | 1 | 59.95 |
| CONOCO - CJS ONE STOP | 59.83 | 1 | 59.83 |
| AMZN MKTP US MN62Y50P2 | 59.65 | 1 | 59.65 |
| AUTOZONE #1332 | 59.50 | 2 | 29.75 |
| AMZN MKTP US MO6F95X01 | 59.50 | 1 | 59.50 |
| PAYPAL G128LLCSMIL | 59.10 | 1 | 59.10 |
| AMAZON.COM M05FV9HW2 | 59.10 | 1 | 59.10 |
| EXXONMOBIL 47755574 | 58.50 | 1 | 58.50 |
| AIRPORT PARKING | 58.50 | 1 | 58.50 |
| AMZN MKTP US MN2YU4IU2 AM | 57.67 | 1 | 57.67 |
| AMAZON.COM MW4AP1AC1 | 57.50 | 1 | 57.50 |
| TPG CITYOFDRISCOLLUTILITI | 57.44 | 1 | 57.44 |
| CORNER BAKERY CAFE 1566 | 57.37 | 1 | 57.37 |
| O'REILLY AUTO PARTS 1982 | 57.28 | 5 | 11.46 |
| CDW GOVT #JURY SERVICE | 57.22 | 1 | 57.22 |
| FEDEX 30953972 | 56.45 | 1 | 56.45 |
| SHAFFERS MUFFLER AND AUTO | 56.00 | 8 | 7.00 |
| PAYPAL EPRDISTRIBU | 55.98 | 3 | 18.66 |
| AMZN MKTP US MO6JY4OS2 | 55.50 | 1 | 55.50 |
| EXXONMOBIL 45963915 | 55.43 | 1 | 55.43 |
| SHELL OIL 57520885708 | 55.10 | 1 | 55.10 |
| BIG O TIRES 43117 | 55.00 | 1 | 55.00 |
| MURPHY7426ATWALMART | 55.00 | 1 | 55.00 |
| STAPLES DIRECT | 54.98 | 1 | 54.98 |
| DXP ENTERPRISES | 54.92 | 1 | 54.92 |
| PROFESSIONAL EDUC SERV | 54.50 | 1 | 54.50 |
| AMZN MKTP US M05YR7KO2 | 54.11 | 1 | 54.11 |
| AVNGATE MOVAVI.COM | 54.07 | 1 | 54.07 |
| HP GROOS LOT | 54.00 | 1 | 54.00 |
| AMZN MKTP US MH1263W90 | 53.98 | 1 | 53.98 |
| AMZN MKTP US MT9N20UE0 | 53.82 | 1 | 53.82 |
| MOKARA AND LA MANSION HOT | 52.57 | 2 | 26.28 |
| WHIPPED BAKERY AND FROZEN | 52.50 | 1 | 52.50 |

Nueces County
Transaction Totals by Vendor YTD
For the 11 months ending 08/28/2019

| Merchant | Amount | Transaction Count | Average Transaction |
|---------------------------|--------|-------------------|---------------------|
| EXXONMOBIL 45958493 | 52.50 | 1 | 52.50 |
| BRAZORIA CO TX AFBC AG EX | 51.43 | 6 | 8.57 |
| TEXAS RDHSECRPCHRSTIL | 51.39 | 1 | 51.39 |
| R&D SPRAYERS | 51.38 | 1 | 51.38 |
| VAQUEROS MEXICAN RESTAURA | 51.29 | 1 | 51.29 |
| CORNER STORE 1501 | 50.72 | 2 | 25.36 |
| AMZN MKTP US M80K33BB1 | 50.40 | 1 | 50.40 |
| FHWA-NATL HWY INST TRNG P | 50.00 | 2 | 25.00 |
| COURTS/USDC-TX-PAY | 50.00 | 2 | 25.00 |
| THE ISLAND CAR WASH | 50.00 | 4 | 12.50 |
| BEAUTY MAX | 49.75 | 1 | 49.75 |
| AUTOZONE #4215 | 49.37 | 2 | 24.68 |
| UBER TRIP FYWVD | 48.98 | 1 | 48.98 |
| AMZN MKTP US M27CW8YQ2 | 48.84 | 1 | 48.84 |
| THE UPS STORE 4725 | 48.80 | 1 | 48.80 |
| FEDEX 181619357 | 48.78 | 1 | 48.78 |
| HLU HULU 1491864205930-U | 48.65 | 1 | 48.65 |
| PAYPAL DISC FLAGS | 48.56 | 1 | 48.56 |
| AMZN MKTP US MB9CH1JF1 | 48.00 | 1 | 48.00 |
| AMZN MKTP US MI9QY8NN0 | 48.00 | 1 | 48.00 |
| TRACTOR SUPPLY #1121 | 47.99 | 1 | 47.99 |
| CDW GOVT #QHM4177 | 47.97 | 1 | 47.97 |
| AMAZON.COM MT75H39E1 | 47.90 | 1 | 47.90 |
| AMZN MKTP US M02NP6YJ2 | 47.80 | 1 | 47.80 |
| AMAZON.COM MZ29A92R2 AMZN | 47.76 | 1 | 47.76 |
| SHI SMARTPRACT#1875365 | 47.50 | 1 | 47.50 |
| AMAZON.COM MW2S11422 | 47.48 | 1 | 47.48 |
| SUNOCO 0776691800 | 47.44 | 1 | 47.44 |
| SUNOCO 0553014200 | 46.88 | 2 | 23.44 |
| AMZN MKTP US M61VV4600 | 46.77 | 1 | 46.77 |
| AMERICAN AIR0010632972177 | 46.64 | 1 | 46.64 |
| AMZN MKTP US M255D93F0 | 45.99 | 1 | 45.99 |
| ST ANTHONY HOTEL | 45.99 | 3 | 15.33 |
| EIG WHOIS.COM | 45.72 | 2 | 22.86 |
| INTERCONTINENTAL AUSTIN | 45.47 | 1 | 45.47 |
| SE40830 | 44.99 | 1 | 44.99 |
| PAYPAL KIMO19200 | 44.71 | 1 | 44.71 |
| AMAZON.COM MA1QK4WT2 | 44.54 | 1 | 44.54 |
| PHILLIPS 66 - HILLTOP TRA | 44.00 | 1 | 44.00 |
| MIDSTATE ENVIRONMENTAL | 44.00 | 1 | 44.00 |
| CHEVRON 0380212 | 43.43 | 1 | 43.43 |
| AMZN MKTP US MT7MC83N1 | 43.28 | 1 | 43.28 |

Nueces County
Transaction Totals by Vendor YTD
For the 11 months ending 08/28/2019

| Merchant | Amount | Transaction Count | Average Transaction |
|---------------------------|--------|-------------------|---------------------|
| SP CUTRATEBATTERIES | 43.00 | 1 | 43.00 |
| AMZN MKTP US MI09C3FV1 | 42.87 | 1 | 42.87 |
| AMZN MKTP US MW6AJ7W11 AM | 42.69 | 1 | 42.69 |
| AUTOZONE #1416 | 42.57 | 4 | 10.64 |
| WM SUPERCENTER #442 | 42.04 | 2 | 21.02 |
| SUNOCO 0485949200 | 41.71 | 1 | 41.71 |
| CDW GOVT #QJX8198 | 41.65 | 1 | 41.65 |
| PAYPAL YAAKOV NAON | 40.97 | 1 | 40.97 |
| EXXONMOBIL 45927472 | 40.27 | 1 | 40.27 |
| OREILLY AUTO #2292 | 40.17 | 2 | 20.08 |
| EXXONMOBIL 46918876 | 40.01 | 1 | 40.01 |
| SE40862 | 40.00 | 1 | 40.00 |
| AGENT FEE 8900771321754 | 40.00 | 1 | 40.00 |
| UNITED 0161509153393 | 40.00 | 1 | 40.00 |
| UNITED 0161509844085 | 40.00 | 1 | 40.00 |
| TEXACO 0381917 | 40.00 | 1 | 40.00 |
| AGENT FEE 8900770017826 | 40.00 | 1 | 40.00 |
| AGENT FEE 8900756547640 | 40.00 | 1 | 40.00 |
| AGENT FEE 8900755055541 | 40.00 | 1 | 40.00 |
| AGENT FEE 8900766453700 | 40.00 | 1 | 40.00 |
| AGENT FEE 8900763224599 | 40.00 | 1 | 40.00 |
| AGENT FEE 8900764736249 | 40.00 | 1 | 40.00 |
| EXXONMOBIL 47306360 | 40.00 | 1 | 40.00 |
| MARINA GARAGE | 40.00 | 1 | 40.00 |
| AMZN MKTP US MN1UW1AV2 AM | 39.80 | 1 | 39.80 |
| PAYPAL VERTETE LLC | 39.62 | 1 | 39.62 |
| AMAZON.COM M20EQ6880 | 39.36 | 1 | 39.36 |
| AMZN MKTP US MO28Q0L02 | 39.36 | 1 | 39.36 |
| SR PARTS GLOBAL SOLUTIONS | 39.26 | 3 | 13.09 |
| SHELL OIL 10004086004 | 38.48 | 1 | 38.48 |
| CC CALLER-TIMES | 38.36 | 6 | 6.39 |
| PETTY S ELECTRONICS | 38.00 | 1 | 38.00 |
| PAYPAL WEDOITALL2 | 37.98 | 3 | 12.66 |
| AT&T T44A 7310 | 37.90 | 1 | 37.90 |
| BLUE 360 MEDIA | 37.00 | 1 | 37.00 |
| SE40713 | 36.97 | 1 | 36.97 |
| AIR & FILTERS 2 | 36.96 | 1 | 36.96 |
| AMAZON.COM MB8PR4KT2 | 36.94 | 1 | 36.94 |
| PAYPAL GREENTECHCO | 36.64 | 1 | 36.64 |
| CFW COMMERCE ST GARAGE | 36.00 | 2 | 18.00 |
| BUC-EE'S 12 | 35.97 | 1 | 35.97 |
| AMZN MKTP US MA63F2NK2 | 35.95 | 1 | 35.95 |

Nueces County
Transaction Totals by Vendor YTD
For the 11 months ending 08/28/2019

| Merchant | Amount | Transaction Count | Average Transaction |
|---------------------------|--------|-------------------|---------------------|
| TURNERS LANDSCAPE INC | 35.94 | 1 | 35.94 |
| AMZN MKTP US MI9GS1EO1 | 35.73 | 1 | 35.73 |
| AMAZON.COM MO9WE0N40 AMZN | 35.41 | 1 | 35.41 |
| LOVE S TRAVEL 00004648 | 35.21 | 1 | 35.21 |
| SHELL OIL 57545310500 | 35.00 | 5 | 7.00 |
| SQ STICKER XPRESS | 35.00 | 5 | 7.00 |
| RACETRAC 2339 00023390 | 34.92 | 1 | 34.92 |
| AMAZON.COM MN3AX9Q61 AMZN | 34.63 | 1 | 34.63 |
| AMZN MKTP US MW1NI3BQ1 | 34.55 | 1 | 34.55 |
| AMZN MKTP US MW9XF95L0 | 33.00 | 1 | 33.00 |
| AMZN MKTP US MB90E0SC2 | 33.00 | 1 | 33.00 |
| ALAMEDA MEDICAL SUPPLY | 32.99 | 1 | 32.99 |
| COMEDYDEFENSIVEDRIVING | 32.95 | 1 | 32.95 |
| 1000BULBS.COM | 32.45 | 1 | 32.45 |
| WM SUPERCENTER #5460 | 32.41 | 1 | 32.41 |
| TXDPS CRIME RECS | 32.20 | 6 | 5.37 |
| AMZN MKTP US MN26O5721 | 31.65 | 1 | 31.65 |
| APL APPLE ONLINE STORE | 31.39 | 1 | 31.39 |
| RR DONNELLEY | 31.24 | 1 | 31.24 |
| TEXAS CHILI PARLOR | 30.82 | 1 | 30.82 |
| FEDEX 32464791 | 30.71 | 1 | 30.71 |
| FEDEX 788073481545 | 30.48 | 1 | 30.48 |
| UNITED 0161508969880 | 30.00 | 1 | 30.00 |
| UNITED 0162604482628 | 30.00 | 1 | 30.00 |
| AMERICAN AIR0010268214557 | 30.00 | 1 | 30.00 |
| AMERICAN AIR0010264815529 | 30.00 | 1 | 30.00 |
| H-E-B #253 | 30.00 | 1 | 30.00 |
| AMERICAN AIR0010268405639 | 30.00 | 1 | 30.00 |
| SP MAGNOLIA MARKET | 30.00 | 1 | 30.00 |
| AMERICAN AIR0010264702112 | 30.00 | 1 | 30.00 |
| GOVERNMENT PAYMENTS | 30.00 | 9 | 3.33 |
| UNITED 0161509844084 | 30.00 | 1 | 30.00 |
| UNITED 0161509844083 | 30.00 | 1 | 30.00 |
| AMERICAN AIR0010289991609 | 30.00 | 1 | 30.00 |
| UNITED 0161509154963 | 30.00 | 1 | 30.00 |
| UNITED 0161509155543 | 30.00 | 1 | 30.00 |
| UNITED 0161509153392 | 30.00 | 1 | 30.00 |
| UNITED 0162604629723 | 30.00 | 1 | 30.00 |
| SQ BANUELOS TIRE P | 30.00 | 2 | 15.00 |
| AT&T T44E 8197 | 29.99 | 1 | 29.99 |
| AMZN MKTP US MA5DB2PK1 | 29.94 | 1 | 29.94 |
| AMZN MKTP US MH0GL1HZ2 | 29.94 | 1 | 29.94 |

Nueces County
Transaction Totals by Vendor YTD
For the 11 months ending 08/28/2019

| Merchant | Amount | Transaction Count | Average Transaction |
|---------------------------|--------|-------------------|---------------------|
| UPS 1ZPT807H0200030017 | 29.92 | 1 | 29.92 |
| AMZN MKTP US MT4Q926G2 | 29.68 | 1 | 29.68 |
| AMAZON.COM MA3PN1BE2 AMZN | 29.43 | 1 | 29.43 |
| AMAZON.COM MA38Q7D21 AMZN | 29.07 | 1 | 29.07 |
| ALICE ECHO NEWS JOURNAL C | 28.00 | 1 | 28.00 |
| AMZN MKTP US MA9IV8GF1 | 27.91 | 1 | 27.91 |
| UPS 1Z2T857WP210308377 | 27.81 | 1 | 27.81 |
| AMZN MKTP US M05XH8ST0 | 27.00 | 1 | 27.00 |
| ARCO #42586 AMPM | 27.00 | 1 | 27.00 |
| UNITED 0162926198602 | 27.00 | 1 | 27.00 |
| SHELL OIL 57524793007 | 26.88 | 1 | 26.88 |
| SQ UVC | 26.82 | 2 | 13.41 |
| AT&T T41J 8334 | 26.60 | 1 | 26.60 |
| SHELL OIL 42664220141 | 26.00 | 1 | 26.00 |
| B & T RENTALS | 26.00 | 1 | 26.00 |
| B & T RENTS | 26.00 | 1 | 26.00 |
| AMZN MKTP US MZ8VG0GQ1 AM | 25.98 | 1 | 25.98 |
| AMAZON.COM MW5BB8XA1 | 25.98 | 1 | 25.98 |
| AMAZON.COM M66LT6OZ2 AMZN | 25.96 | 1 | 25.96 |
| PAYPAL WRISTCO INC | 25.80 | 1 | 25.80 |
| AMAZON.COM MI3J95K31 | 25.78 | 1 | 25.78 |
| ROBSTOWN CLEANERS | 25.64 | 1 | 25.64 |
| AMZN MKTP US M68K82682 | 25.44 | 1 | 25.44 |
| TEXASCENTERFORLEGALETHIC | 25.00 | 1 | 25.00 |
| PAYPAL COASTALBEND | 25.00 | 3 | 8.33 |
| EB FALL CEU CONFERENC | 25.00 | 1 | 25.00 |
| DEL MAR COLLEGE TUITION A | 25.00 | 1 | 25.00 |
| PAYPAL TEXASDIVISI | 25.00 | 2 | 12.50 |
| TEXAS ONLINE DEFENSIVE | 25.00 | 1 | 25.00 |
| MASTERTech AUTO CENTER | 25.00 | 1 | 25.00 |
| OFFICEMAX/DEPOT 6289 | 24.99 | 1 | 24.99 |
| AMZN MKTP US M05QE1Q20 | 24.98 | 1 | 24.98 |
| AMZN MKTP US M00LF1YM2 | 24.95 | 1 | 24.95 |
| FEDEX 485120636 | 24.06 | 1 | 24.06 |
| WM SUPERCENTER #249 | 24.00 | 1 | 24.00 |
| MCDONALD'S F7584 | 23.89 | 1 | 23.89 |
| WRIGHT MATERIALS INC | 23.78 | 1 | 23.78 |
| AMAZON.COM MI5V71ZG1 | 23.26 | 1 | 23.26 |
| SP BRYDGE | 23.15 | 2 | 11.58 |
| H-E-B #270 | 23.04 | 2 | 11.52 |
| WHATABURGER 979 Q25 | 22.70 | 1 | 22.70 |
| BILL MILLER BAR-B-Q - 30 | 22.68 | 1 | 22.68 |

Nueces County
Transaction Totals by Vendor YTD
For the 11 months ending 08/28/2019

| Merchant | Amount | Transaction Count | Average Transaction |
|---------------------------|--------|-------------------|---------------------|
| AMAZON.COM MH1F40NR1 AMZN | 22.20 | 1 | 22.20 |
| AMZN MKTP US MT26V93Q2 | 21.98 | 1 | 21.98 |
| AMZN MKTP US M249L9W12 | 21.96 | 1 | 21.96 |
| LUBYS CAFE #0195 Q99 | 21.60 | 1 | 21.60 |
| CHICK-FIL-A #01531 | 21.07 | 3 | 7.02 |
| AMZN MKTP US MT9UA37H0 | 21.04 | 1 | 21.04 |
| ABC KEYS & SAFES | 21.00 | 1 | 21.00 |
| AMZN MKTP US MN7US8102 | 21.00 | 1 | 21.00 |
| COMPLETE DIESEL REPA | 21.00 | 1 | 21.00 |
| DRI GET IT ON CD | 20.51 | 1 | 20.51 |
| AMAZON.COM MA8NL2HH2 AMZN | 20.28 | 1 | 20.28 |
| TAMU PARKING PERMITS & | 20.00 | 1 | 20.00 |
| SQ LAS VEGAS CONVENTION | 20.00 | 2 | 10.00 |
| SWA EARLYBRD5269830524657 | 20.00 | 1 | 20.00 |
| SWA EARLYBRD5269830524659 | 20.00 | 1 | 20.00 |
| SWA EARLYBRD5269830524660 | 20.00 | 1 | 20.00 |
| SWA EARLYBRD5269830524658 | 20.00 | 1 | 20.00 |
| AMZN MKTP US MW2FW6061 | 19.98 | 1 | 19.98 |
| CDW GOVT #TPQ4431 | 19.94 | 1 | 19.94 |
| AMZN MKTP US MW54N5HN0 | 19.70 | 1 | 19.70 |
| ACT TEXAS 4H CONFERENC | 19.50 | 1 | 19.50 |
| SQ DONUT WORLD | 19.50 | 2 | 9.75 |
| EXXONMOBIL 47445044 | 19.37 | 1 | 19.37 |
| UPS K1946036905 | 19.15 | 1 | 19.15 |
| AMZN MKTP US MA1NE7SX1 | 18.99 | 1 | 18.99 |
| AMZN MKTP US MN5VB2700 | 18.99 | 1 | 18.99 |
| OFFICE DEPOT #2250 | 18.76 | 1 | 18.76 |
| NOTHING BUNDT CAKES - | 18.50 | 1 | 18.50 |
| PACER800-676-6856IR | 18.30 | 1 | 18.30 |
| AMZN MKTP US M87HC9QS2 | 18.28 | 1 | 18.28 |
| AMZN MKTP US M820O6CO1 | 18.10 | 1 | 18.10 |
| CIRCLE K 01569 | 18.03 | 1 | 18.03 |
| PARKJOCKEY | 18.00 | 1 | 18.00 |
| AMAZON.COM M892D7B81 | 17.99 | 1 | 17.99 |
| AMAZON.COM M84XU3BE2 | 17.99 | 1 | 17.99 |
| WHATABURGER 570 Q26 | 17.70 | 1 | 17.70 |
| AMZN MKTP US MA6P86UU2 | 17.63 | 1 | 17.63 |
| COSTA MESSA MAIN PLACE | 17.52 | 1 | 17.52 |
| AMAZON.COM MZ4LU8PK1 AMZN | 17.37 | 1 | 17.37 |
| AMERICAN AIR0010647802800 | 17.12 | 1 | 17.12 |
| HEB #210 | 16.71 | 1 | 16.71 |
| FEDEX 488529172 | 16.52 | 1 | 16.52 |

Nueces County
Transaction Totals by Vendor YTD
For the 11 months ending 08/28/2019

| Merchant | Amount | Transaction Count | Average Transaction |
|---------------------------|--------|-------------------|---------------------|
| FEDEX 784843627400 | 16.49 | 1 | 16.49 |
| FEDEX 473857079 | 16.15 | 1 | 16.15 |
| METRO PARK LOT 555 | 16.00 | 1 | 16.00 |
| FSSW - CEUS | 16.00 | 1 | 16.00 |
| FEDEX 482500208 | 15.99 | 1 | 15.99 |
| AMZN MKTP US M898U48Z1 | 15.97 | 1 | 15.97 |
| UPS ADJ00173076203881 | 15.90 | 1 | 15.90 |
| FEDEX OFFIC44000044024 | 15.21 | 1 | 15.21 |
| TX OAG OPEN RECORD | 15.00 | 1 | 15.00 |
| TEA GED TRANSCRIPT | 15.00 | 3 | 5.00 |
| SQ BANUELOS TIRE PROS | 15.00 | 1 | 15.00 |
| AMZN MKTP US MH4M22342 | 14.94 | 1 | 14.94 |
| AMZN MKTP US M274J9X32 | 14.87 | 1 | 14.87 |
| AMZN MKTP US M65NN8M11 AM | 14.67 | 1 | 14.67 |
| AMZN MKTP US MN45N40E2 AM | 14.59 | 1 | 14.59 |
| DUNKIN #353365 Q35 | 14.48 | 1 | 14.48 |
| SE40858 | 14.19 | 1 | 14.19 |
| UNITED 0161522585489 | 14.00 | 1 | 14.00 |
| USPS PO 4820280417 | 13.40 | 1 | 13.40 |
| RMA TOLL | 13.31 | 3 | 4.44 |
| AMZN MKTP US MZ2C65HP0 | 13.30 | 1 | 13.30 |
| HOTELBOOKINGSERVFEE | 12.99 | 1 | 12.99 |
| AMZN MKTP US MN6JA05H0 | 12.95 | 1 | 12.95 |
| H-E-B #115 | 12.95 | 1 | 12.95 |
| OFFICE DEPOT #2387 | 12.76 | 1 | 12.76 |
| FEDEX 33072485 | 12.63 | 1 | 12.63 |
| TOSHIBA AMERICAN BUSINESS | 12.50 | 1 | 12.50 |
| ISLE MAIL AND MORE 3ECEFB | 12.42 | 1 | 12.42 |
| AMZN MKTP US M61BU3CH1 | 12.41 | 1 | 12.41 |
| OFFICEMAX/DEPOT 6208 | 12.39 | 1 | 12.39 |
| OTTERBOX/LIFEPROOF | 12.14 | 1 | 12.14 |
| CARISMA EXPRESS CAR WA | 12.00 | 1 | 12.00 |
| UNITED 0162926198603 | 12.00 | 1 | 12.00 |
| TIRE EXPRESS | 12.00 | 1 | 12.00 |
| CASCADE CAR WASH | 12.00 | 1 | 12.00 |
| WHEELY CLEAN - KINGSVILL | 12.00 | 1 | 12.00 |
| UNITED 0162926198601 | 12.00 | 1 | 12.00 |
| AMZN MKTP US MN11G95Y2 | 11.98 | 1 | 11.98 |
| AMZN MKTP US M230J41F2 | 11.98 | 1 | 11.98 |
| AMZN MKTP US M802V6J70 | 11.95 | 1 | 11.95 |
| AMAZON.COM M88555YE2 | 11.59 | 1 | 11.59 |
| ROADRUNNER TRAVEL CENTER | 11.50 | 1 | 11.50 |

Nueces County
Transaction Totals by Vendor YTD
For the 11 months ending 08/28/2019

| Merchant | Amount | Transaction Count | Average Transaction |
|---------------------------|--------|-------------------|---------------------|
| NTTA CUST SVC ONLINE | 11.34 | 2 | 5.67 |
| FEDEX 786125155537 | 11.15 | 1 | 11.15 |
| SNAPPY 20 | 11.04 | 1 | 11.04 |
| HCTRA EZ TAG ONLINE | 11.00 | 1 | 11.00 |
| CAPITOL VISITORS PARKING | 11.00 | 2 | 5.50 |
| COURTYARD BY MARRIOTT- | 10.82 | 1 | 10.82 |
| WHATABURGER 919 Q26 | 10.70 | 1 | 10.70 |
| PAYPAL YRONLNBKSTR | 10.65 | 2 | 5.32 |
| SUNOCO 0486667900 | 10.00 | 1 | 10.00 |
| MARKET SQUARE LOT | 10.00 | 1 | 10.00 |
| SHERATON AUSTIN HOTEL PAR | 10.00 | 1 | 10.00 |
| AMZN MKTP US MN46D8QS0 | 9.99 | 1 | 9.99 |
| AMZN MKTP US MT6FG0BP0 | 9.90 | 1 | 9.90 |
| ADVANCE AUTO PARTS #8429 | 9.73 | 1 | 9.73 |
| OFFICE DEPOT #2227 | 9.57 | 1 | 9.57 |
| CROSS BORDER TRANS FEE | 9.54 | 14 | 0.68 |
| DAIRY QUEEN #14802 | 9.49 | 1 | 9.49 |
| WHATABURGER 705 Q26 | 9.41 | 1 | 9.41 |
| UNITED 0162922138267 | 9.00 | 1 | 9.00 |
| UNITED 0162922138266 | 9.00 | 1 | 9.00 |
| SQ MAYORGA AUTOMOTIVE LL | 8.99 | 1 | 8.99 |
| AMZN MKTP US MZ4HE8AT1 | 8.99 | 1 | 8.99 |
| SUBWAY 00624270 | 8.97 | 1 | 8.97 |
| BUSHS CHICKEN - HAMILTON | 8.97 | 1 | 8.97 |
| FEDEX 31242309 | 8.66 | 1 | 8.66 |
| AMZN MKTP US MT88T4YS1 | 8.41 | 1 | 8.41 |
| MCDONALD'S F13608 | 8.22 | 1 | 8.22 |
| AMZN MKTP US MZ3WN0N32 AM | 8.17 | 1 | 8.17 |
| OFFICE DEPOT #618 | 8.00 | 1 | 8.00 |
| OFFICE DEPOT #161 | 7.39 | 1 | 7.39 |
| DAIRY QUEEN OZONA #12423 | 7.32 | 1 | 7.32 |
| BURGER KING #13422 | 7.13 | 1 | 7.13 |
| AP ELECTRIC & GENERATOR | 7.13 | 2 | 3.56 |
| DANNYS TIRE SERVICE | 7.00 | 1 | 7.00 |
| UNITED 0162922138268 | 7.00 | 1 | 7.00 |
| MINIT MAN - 4 | 7.00 | 1 | 7.00 |
| AN HONDA S CORPUS CHRI | 7.00 | 1 | 7.00 |
| UNITED 0162922138269 | 7.00 | 1 | 7.00 |
| MINIT MAN #5 | 7.00 | 1 | 7.00 |
| 360TRAINING.COM | 7.00 | 1 | 7.00 |
| AMZN MKTP US MN22M4A62 | 6.94 | 1 | 6.94 |
| UPS 299111AB728 | 6.90 | 1 | 6.90 |

Nueces County
Transaction Totals by Vendor YTD
For the 11 months ending 08/28/2019

| Merchant | Amount | Transaction Count | Average Transaction |
|---------------------------|--------|-------------------|---------------------|
| WHATABURGER 844 Q26 | 6.86 | 1 | 6.86 |
| FEDEX 33145146 | 6.73 | 1 | 6.73 |
| SALLY BEAUTY #3219 | 6.47 | 1 | 6.47 |
| FEDEX 29925042 | 6.25 | 1 | 6.25 |
| OMNI MANDALAY | 6.17 | 1 | 6.17 |
| DQ-13 #14300 | 6.00 | 1 | 6.00 |
| TAMU PARKING GARAGE 4 | 6.00 | 1 | 6.00 |
| MUNICIPAL SERVICES BUREAU | 5.81 | 2 | 2.90 |
| MCDONALD'S F36149 | 5.73 | 1 | 5.73 |
| EXPEDIA 7430716388288 | 5.59 | 1 | 5.59 |
| WYNDHAM GARDEN HOTEL - RI | 5.41 | 1 | 5.41 |
| AUSTIN CONV CENTER PKG | 5.00 | 1 | 5.00 |
| TXEFILE 031829354-2 | 5.00 | 1 | 5.00 |
| TXEFILE 031829354-1 | 5.00 | 1 | 5.00 |
| UBER TRIP 2VBU4 | 5.00 | 1 | 5.00 |
| TXEFILE 034707673-1 | 5.00 | 1 | 5.00 |
| TXEFILE 031829152-1 | 5.00 | 1 | 5.00 |
| TXEFILE 034707673-2 | 5.00 | 1 | 5.00 |
| TAMUCC PKG GARAGE APRI | 5.00 | 1 | 5.00 |
| TXEFILE 031829152-2 | 5.00 | 1 | 5.00 |
| AMZN MKTP US MW06T9EB0 | 4.67 | 1 | 4.67 |
| MCDONALD'S F17456 | 4.33 | 1 | 4.33 |
| FEDEX 33024334 | 4.28 | 1 | 4.28 |
| PILOT 00004671 | 4.26 | 1 | 4.26 |
| ORBITZ 7452587195670 | 4.06 | 1 | 4.06 |
| LAZ PARKING 610260-LUKE | 4.00 | 2 | 2.00 |
| SUNRISE VENDING LLC | 3.85 | 2 | 1.92 |
| DAIRY QUEEN 52 #42836 | 3.56 | 1 | 3.56 |
| WHATABURGER 930 Q26Q26 | 3.51 | 1 | 3.51 |
| BILL SERVICING | 3.50 | 1 | 3.50 |
| WHATABURGER 897 Q26 | 3.40 | 1 | 3.40 |
| CORNER STORE 0135 | 3.24 | 1 | 3.24 |
| CORNER STORE 0939 | 3.24 | 1 | 3.24 |
| AMZN MKTP US MW50464F0 | 3.15 | 1 | 3.15 |
| OFFICE DEPOT #630 | 2.99 | 1 | 2.99 |
| OFFICE DEPOT #2805 | 2.99 | 1 | 2.99 |
| LAZ PARKING 610264-LUKE | 2.00 | 1 | 2.00 |
| UBER TRIP TJNIF | 2.00 | 1 | 2.00 |
| USA CASH DEPOT VEND | 1.50 | 1 | 1.50 |
| TXEFILE 031829354-0 | 0.29 | 1 | 0.29 |
| TXEFILE 031829152-0 | 0.29 | 1 | 0.29 |
| TXEFILE 034707673-0 | 0.29 | 1 | 0.29 |

Nueces County
Transaction Totals by Vendor YTD
For the 11 months ending 08/28/2019

| Merchant | Amount | Transaction Count | Average Transaction |
|---------------------------|---------------------|-------------------|---------------------|
| UNITED 0161526451193 | 0.00 | 2 | 0.00 |
| FEDEX 478659901 | 0.00 | 2 | 0.00 |
| UNITED 0162926198604 | 0.00 | 2 | 0.00 |
| UNITED 0167370148636 | 0.00 | 2 | 0.00 |
| WALGREENS #3638 | 0.00 | 2 | 0.00 |
| UNITED 0167370148622 | 0.00 | 2 | 0.00 |
| AVIS RENT-A-CAR 1 | 0.00 | 2 | 0.00 |
| CCI HOTEL RES | 0.00 | 2 | 0.00 |
| WEB NETWORKSOLUTIONS | 0.00 | 2 | 0.00 |
| IC SHOPSMARTER.COM | 0.00 | 4 | 0.00 |
| UNITED 0161522585490 | 0.00 | 2 | 0.00 |
| OFFICE DEPOT #1079 | 0.00 | 2 | 0.00 |
| UNITED 0167370148638 | 0.00 | 2 | 0.00 |
| FEDEX 482034851 | 0.00 | 2 | 0.00 |
| PAYPAL | 0.00 | 4 | 0.00 |
| AT&T K006 9968 ESTOR | 0.00 | 2 | 0.00 |
| UNITED 0167370148620 | 0.00 | 2 | 0.00 |
| AGENT FEE 8900769304077 | 0.00 | 2 | 0.00 |
| FEDEX 811977966882 | -0.25 | 1 | -0.25 |
| FEDEX 811977966893 | -1.00 | 1 | -1.00 |
| DISPUTE-PAYPAL GREENTECH | -36.64 | 1 | -36.64 |
| AMZN MKTP US AMZN.COM/BIL | -83.97 | 2 | -41.98 |
| TFS FISHER SCI CHI | -246.04 | 1 | -246.04 |
| DISPUTE-AMZN MKTP US | -269.90 | 1 | -269.90 |
| WAL-MART #0464 SE2 | -307.74 | 1 | -307.74 |
| SOUTHWES 5260156566728 | -542.36 | 1 | -542.36 |
| DISPUTE-NETWORK INNOVATIO | -961.71 | 1 | -961.71 |
| DISPUTE-DELTA AIR 00623 | -996.00 | 1 | -996.00 |
| Total | 3,763,224.06 | 12,957 | 290.44 |