

Nueces County, Texas

Monthly Financial Report (Unaudited and Unadjusted)

Fiscal Year 2018/2019
For the five months ended February 28, 2019



Prepared by:

The Nueces County Auditor's Office

Dale Atchley, CPA
County Auditor

Nueces County, Texas
Unaudited Monthly Financial Report
As of February 28, 2019

Table of Contents

County Auditor Letter of Transmittal..... 1

Financial Statements

Balance Sheet - Governmental Funds 4
Statement of Revenue, Expenditures and Changes in Fund Balances - Governmental Funds..... 6
Statement of Net Position - Internal Service Fund 8
Statement of Revenue, Expenditures and Changes in Fund Balance - Internal Service Fund 9
Comparison of Current Year to Prior year Revenues & Expenditures - Group Health..... 10
Comparison of Monthly & year to prior year Revenues & Expenditures - Group Health 11

Budget Revenue Section

Statement of Revenue Budget to Actual with Year to Year Comparison - General Fund 13
Statement of Revenue Budget to Actual with Year to Year Comparison – Road & Bridge 14
Statement of Revenues Budget to Actual - Inland and Coastal Parks 15
Comparison of Current year to prior year total Revenues - Inland and Coastal Parks 16
Statement of Revenues Budget to Actual - Airport 17

Budget Expenditure Section

Statement of Expenditures Budget to Actual - General Fund 19
Comparison of Current year to prior year total Expenditures - General Fund 60
Statement of Expenditures Budget to Actual - Road & Bridge Fund..... 62
Comparison of Current year to prior year total Expenditures - Road & Bridge Fund 63
Statement of Expenditures Budget to Actual - Inland and Coastal Parks 64
Comparison of Current year to prior year total Expenditures - Inland and Coastal Parks 65
Statement of Expenditures Budget to Actual with Year to Year Comparison - Airport fund 66
Statement of Expenditures Budget to Actual - Commissioners Special Revenue Funds 67
Statement of Expenditures Budget to Actual - Commissioners Diabetes Funds 68
Statement of Expenditures Budget to Actual - Commissioners RTA Funds..... 69

Schedules

Schedule of Transfers In and Out by Fund..... 72
Schedule of Capital Projects..... 73
Summary of Monthly Revenue Report..... 79

Procurement

Procurement Card Totals by Budget Category 83
Procurement Card Totals by Amount 84
Procurement Card Totals by Department 87





AIDEE HERNANDEZ, MBA
FIRST ASSISTANT

ELVA FUENTES, CFE
INTERNAL AUDIT SUPERVISOR

DALE ATCHLEY, CPA
COUNTY AUDITOR

LISA DAVIS
BUDGET ACCOUNTANT

ANNA VELAZQUEZ, CPP
GRANTS / PAYROLL SUPERVISOR

901 LEOPARD STREET, RM. 304
CORPUS CHRISTI, TX 78401

JULIAN MENDOZA
EXECUTIVE ACCOUNTANT

PHONE: (361) 88-0556 • FAX: (361) 888-0584

April 10, 2019

Honorable District Judges of Nueces County and
Honorable Members of the Nueces County Commissioners Court:

The unaudited and unadjusted Monthly Financial Report of Nueces County, Texas as of and for the five months ended February 28, 2019 is submitted herewith in accordance with Section 114.023 of the Texas Local Government Code and was prepared by the County Auditor's Office staff. The statements are reported on a budgetary basis which is not in accordance with generally accepted accounting principles. Due to the statutory duties of the County Auditor, I am not independent with regard to these financial reports as defined by the professional standards of the American Institute of Certified Public Accountants. However, these financial statements were prepared, and the financial accounting records were maintained with objectivity and due professional care.

The Monthly Financial Report is presented in four sections: Fund Financial Statements, Budget Revenue Status, Budget Expenditure Status, and Schedules:

The **Financial Statement section** contains the Governmental Funds Balance Sheet, the Governmental Funds Statement of Revenue, Expenditures and Changes in Fund Balance, the Internal Service Fund Statement of Net Position, the Internal Service Fund Statement of Revenue, Expenditures and Changes in Net Position, and the Group Health Comparison of Current Year to Prior Year Revenue and Expenditures and chart.

The **Budget Revenue Status section** is comprised of a General Fund Statement of Revenues Budget to Actual and Comparison of Current Year to Prior Year Revenues, a Road and Bridge Statement of Revenues Budget to Actual and Comparison of Current Year to Prior Year Revenues, an Inland and Coastal Parks Statement of Revenues Budget to Actual and Comparison of Current Year to Prior Year Revenues, and Airport Statement of Revenues Budget to Actual.

The **Budget Expenditure Status section** is comprised of a General Fund Top Spenders, General Fund Statement of Expenditures Budget to Actual, a General Fund Comparison of Current Year to Prior Year Expenditures and charts, a Road and Bridge Statement of Expenditures Budget to Actual, a Road and Bridge Comparison of Current Year to Prior Year Expenditures, an Inland and Coastal Parks Statement of Expenditures Budget to Actual, Inland and Coastal Parks Funds Comparison of Current Year to Prior Year Expenditures, an Airport Statement of Expenditures Budget to Actual and an Airport Comparison of Current Year to Prior Year Expenditures,

The **Schedules section** includes a Schedule of Transfers In and Out by Fund, a Schedule of Capital Projects, and a Summary of Revenue Reports.

The **General Fund Statement of Expenditures Budget to Actual** section now has visual performance indicators. The performance indicators are based on a comparison with the Expected Expenditures. The Expected Expenditure amount is calculated based on the average of the total budget over 12 fiscal periods (October through September). The color of the remaining budget available is used as a performance indicator. These numbers will be black if spending is below 90% of the expected amount, yellow if spending is equal to or greater than 90% of the expected amount and red if spending is equal to or greater than 100% of the expected amount.

Fiscal Period	1	2	3	4	5	6
Calendar Month	October	November	December	January	February	March
Expected Balance Remaining at 90% of expected expenditures	92.5%	85.0%	77.5%	70.0%	62.5%	55.0%
Expected Balance Remaining at 100% of expected Expenditures	91.7%	83.3%	75.0%	66.7%	58.3%	50.0%

Fiscal Period	7	8	9	10	11	12
Calendar Month	April	May	June	July	August	September
Expected Balance Remaining at 90% of expected expenditures	47.5%	40.0%	32.5%	25.0%	17.5%	10.0%
Expected Balance Remaining at 100% of expected Expenditures	41.7%	33.3%	25.0%	16.7%	8.3%	0.0%

This report is designed to provide a general overview of Nueces County’s finances for all those with an interest in the County’s finances at a specific point during the fiscal year. However, the reader should note that the report does not include those disclosures associated with, and usually made a part of, audited financial statements. Should you have any questions concerning this report, please do not hesitate to contact the County Auditor’s Office at (361) 888 - 0556.

Respectfully submitted,



Dale Atchley, CPA
Nueces County Auditor

FINANCIAL STATEMENTS

(Unaudited)

Nueces County, Texas
Balance Sheet
Governmental Funds
February 28, 2019

	<u>General Fund</u>	<u>Debt Service Fund</u>	<u>Capital Projects Fund</u>
Assets			
Cash & Cash Equivalents	\$ 60,353,718	\$ 4,972,708	\$ 15,149,286
Investments	5,483,191	1,767,001	17,617,190
Accounts Receivable	5,498,719	588,611	-
Due From Component Unit	1,694	-	-
Due From Other Funds	2,611,368	-	735,486
Prepays	(167,229)	-	-
Inventory	95,769	-	-
Total Assets	<u>\$ 73,877,230</u>	<u>\$ 7,328,319</u>	<u>\$ 33,501,962</u>
 Liabilities and Fund Balances			
Liabilities			
Accounts Payable	\$ 5,417,208	\$ -	\$ -
Accrued Payroll Payable	-	-	-
Due to Other Funds	1,345,366	-	550,500
Unearned Revenue	3,522,124	588,611	-
Other Liabilities	150,073	-	-
Total Liabilities	<u>\$ 10,434,771</u>	<u>\$ 588,611</u>	<u>\$ 550,500</u>
 Fund Balances			
Restricted	\$ -	\$ -	\$ 32,951,462
Committed	-	6,739,708	-
Unassigned	63,442,459	-	-
Total fund balances	<u>\$ 63,442,459</u>	<u>\$ 6,739,708</u>	<u>\$ 32,951,462</u>
Total liabilities and fund balances	<u>\$ 73,877,230</u>	<u>\$ 7,328,319</u>	<u>\$ 33,501,962</u>

**Nueces County, Texas
Balance Sheet
Governmental Funds
February 28, 2019**

Airport Fund	Coastal Parks Fund	Non-Major Funds	Total Governmenta Funds
\$ 130,461	\$ 913,822	\$ 14,582,554	\$ 96,102,547
-	345,071	8,476,049	33,688,501
(5,677)	-	6,791,594	12,873,247
-	-	-	1,694
1,500	5,455	68,994	3,422,804
(250)	-	(675)	(168,154)
15,271	18,663	0	129,703
\$ 141,305	\$ 1,283,011	\$ 29,918,515	\$ 146,050,342
\$ 2,984	\$ 54,529	\$ 3,517,201	\$ 8,991,922
-	-	-	-
1,793	72,287	386,079	2,356,024
2,798	-	10,194,766	14,308,300
-	-	430,260	580,333
\$ 7,575	\$ 126,816	\$ 14,528,306	\$ 26,236,579
\$ -	\$ -	\$ -	\$ 32,951,462
-	-	-	6,739,708
133,730	1,156,194	15,390,209	80,122,592
\$ 133,730	\$ 1,156,194	\$ 15,390,209	\$ 119,813,762
\$ 141,305	\$ 1,283,011	\$ 29,918,515	\$ 146,050,342

Nueces County, Texas
Statement of Revenues, Expenditures and Changes in Fund Balances
Governmental Funds
February 28, 2019

	General Fund	Debt Service Fund	Capital Projects Fund
Revenues			
Taxes	\$ 71,224,281	\$ 11,905,428	\$ -
Fees of Office	1,527,599	-	-
Fines & Forfeitures	558,711	-	-
Licenses & Permits	38,699	-	-
Motor Vehicle Services	407,216	-	-
Intergovernmental Revenues	1,425,271	-	3,000,000
Housing Inmates & Juveniles	45,421	-	-
Charges for Services	224,261	-	-
Interest & Investment Income	446,917	58,064	360,581
Rentals & commissions	744,265	-	109,282
Refunds & Reimbursements	42,851	-	-
Commodity Sales	-	-	-
Sale of Printed Materials	3,274	-	-
Other Income	38,233	-	-
Force Revenue (In-Kind)	-	-	-
Total Revenues	\$ 76,726,999	\$ 11,963,492	\$ 3,469,862
Expenditures			
Salaries	\$ 16,261,564	\$ -	\$ -
Salaries - Seasonal	-	-	-
Employee Benefits	7,167,280	-	-
Other Personnel Expenses	126,495	-	-
Office Expense & Supplies	478,349	-	92,003
Food & Kitchen Supplies	600,818	-	-
Telephone & Utilities	1,048,918	-	-
Maint & Repair - Equipment & Vehicles	326,368	-	-
Maint & Repair - Buildings & Grounds	630,841	-	117,304
Maint & Repair - Roads & Bridges	-	-	-
Professional Services	383,263	-	439,452
Special Personnel Services	1,386,460	-	-
Other Services & Charges	1,049,846	-	2,999,770
Other Expenses	135,019	7,790,635	-
Travel Expenses	84,120	-	3,071
Capital Outlay	238,131	-	-
Other Financing Uses	-	8,037,621	-
Agency Ledger Expenses	-	-	-
Total Expenditures	\$ 29,917,473	\$ 15,828,255	\$ 3,651,601
Other Financing Sources (Uses)			
Transfers - In	\$ -	\$ 630,000	\$ 200,000
Transfers - Out	(2,341,887)	-	(1,000,000)
Bond Proceeds	-	8,125,000	-
Premium and Sale of Bonds	-	(17,397)	-
Sales of Assets	-	-	-
Total Other Financing Sources (Uses)	(2,341,887)	8,737,603	(800,000)
Net Change in Fund Balances	44,467,639	4,872,840	(981,738)
Fund Balance Beginning 10/01/2018	18,974,819	1,866,868	33,933,200
Fund Balance Ending 2/28/2019	\$ 63,442,459	\$ 6,739,708	\$ 32,951,462

Nueces County, Texas
Statement of Revenues, Expenditures and Changes in Fund Balances
Governmental Funds
February 28, 2019

Airport Fund	Coastal Parks Fund	Non-Major Funds	Total Governmental Funds
\$ -	\$ -	\$ 1,089,592	\$ 84,219,300
-	-	360,032	1,887,631
-	-	75,009	633,720
-	-	4,278	42,977
-	-	1,345,389	1,752,605
-	-	1,952,830	6,378,101
-	-	9,776,656	9,822,078
-	-	197,820	422,081
1,498	10,739	248,513	1,126,311
31,970	329,107	10,190	1,224,814
-	135	3,229	46,215
967	4,436	-	5,403
-	-	-	3,274
(0)	(58)	709,619	747,793
-	-	7,696	7,696
<u>\$ 34,435</u>	<u>\$ 344,359</u>	<u>\$ 15,780,851</u>	<u>\$ 108,319,998</u>
\$ 15,848	\$ 242,714	\$ 2,414,328	\$ 18,934,455
-	-	-	-
8,075	116,409	1,164,633	8,456,397
-	-	94,077	220,572
5,231	6,549	30,580	612,713
-	-	16,315	617,134
4,906	88,669	142,437	1,284,931
-	20,799	401,652	748,818
13,336	58,017	466,133	1,285,632
-	-	961,856	961,856
1,466	14,500	697,167	1,535,849
-	-	-	1,386,460
147	4,811	10,311,476	14,366,050
399	5,804	479,679	8,411,535
206	455	13,592	101,444
-	-	547,333	785,464
-	-	-	8,037,621
<u>\$ 49,613</u>	<u>\$ 558,727</u>	<u>\$ 17,741,260</u>	<u>\$ 67,746,930</u>
\$ 19,970	\$ 500,000	\$ 2,696,765	\$ 4,046,735
(13,840)	-	(691,008)	(4,046,735)
-	-	-	8,125,000
-	-	-	(17,397)
-	-	-	-
<u>6,130</u>	<u>500,000</u>	<u>2,005,757</u>	<u>8,107,603</u>
<u>(9,048)</u>	<u>285,631</u>	<u>45,348</u>	<u>48,680,672</u>
142,778	870,563	15,344,862	71,133,091
<u>\$ 133,730</u>	<u>\$ 1,156,194</u>	<u>\$ 15,390,209</u>	<u>\$ 119,813,762</u>

**Nueces County, Texas
Statement of Net Position
Internal Service Fund
February 28, 2019**

	<u>Workers Compensatio</u>	<u>General Liability</u>	<u>Group Health</u>	<u>Total Internal Service Fund</u>
Assets				
Cash & Cash Equivalents	\$ 226,178	\$ 1,170,384	\$ 3,281,414	\$ 4,677,976
Investments	-	490,798	-	490,798
Accounts Receivable	-	-	11,635	11,635
Due From Other Funds	-	-	-	-
	<u>226,178</u>	<u>1,661,182</u>	<u>3,293,049</u>	<u>5,180,409</u>
Total Assets	\$ 226,178	\$ 1,661,182	\$ 3,293,049	\$ 5,180,409
 Liabilities and Net Position				
Liabilities				
Accounts Payable	-	\$ 502	\$ 890,054	\$ 890,556
Due to Other Funds	-	-	1,000,066	1,000,066
Estimated Claims	-	975,603	-	975,603
	<u>-</u>	<u>976,105</u>	<u>1,890,119</u>	<u>2,866,224</u>
Total Liabilities	-	\$ 976,105	\$ 1,890,119	\$ 2,866,224
 Net Position				
Unassigned	<u>226,178</u>	<u>685,077</u>	<u>1,402,930</u>	<u>2,314,185</u>
Total Net Position	<u>226,178</u>	<u>685,077</u>	<u>1,402,930</u>	<u>2,314,185</u>
Total liabilities and fund balances	<u>\$ 226,178</u>	<u>\$ 1,661,182</u>	<u>\$ 3,293,049</u>	<u>\$ 5,180,409</u>

Nueces County, Texas
Statement of Revenue, Expenditures and Changes in Net Position
Internal Service Fund
February 28, 2019

	<u>Workers Compensation</u>	<u>General Liability</u>	<u>Group Health</u>	<u>Total Internal Service Fund</u>
Revenues				
Charges for Services	\$ -	\$ -	\$ 4,818,808	\$ 4,818,808
Interest & Investment Income	5,002	12,052	32,863	49,917
Refunds & Reimbursements	-	-	1,582	1,582
Other Income	-	-	55,899	55,899
Total Revenues	<u>\$ 5,002</u>	<u>\$ 12,052</u>	<u>\$ 4,909,152</u>	<u>\$ 4,926,206</u>
Expenditures				
Professional Services	\$ -	\$ -	\$ 4,015,702	\$ 4,015,702
Other Services & Charges	89,544	14,929	218,170	322,643
Capital Outlay	-	-	-	-
Insurance Admin Costs	-	-	244,402	244,402
Total Expenditures	<u>\$ 89,544</u>	<u>\$ (4,082)</u>	<u>\$ 4,478,274</u>	<u>\$ 4,563,736</u>
Other Financing Sources (Uses)				
Transfers-In	\$ -	\$ -	\$ -	\$ -
Transfers-Out	-	-	-	-
Total Other Financing Sources (Uses)	<u>\$ -</u>	<u>\$ -</u>	<u>\$ -</u>	<u>\$ -</u>
Change in Net Position	\$ (84,542)	\$ 16,134	\$ 430,878	\$ 362,470
Net Position Beginning 10/01/2018	<u>310,720</u>	<u>668,943</u>	<u>972,052</u>	<u>1,951,715</u>
Net Position Ending 2/28/2019	<u><u>\$ 226,178</u></u>	<u><u>\$ 685,077</u></u>	<u><u>\$ 1,402,930</u></u>	<u><u>\$ 2,314,185</u></u>

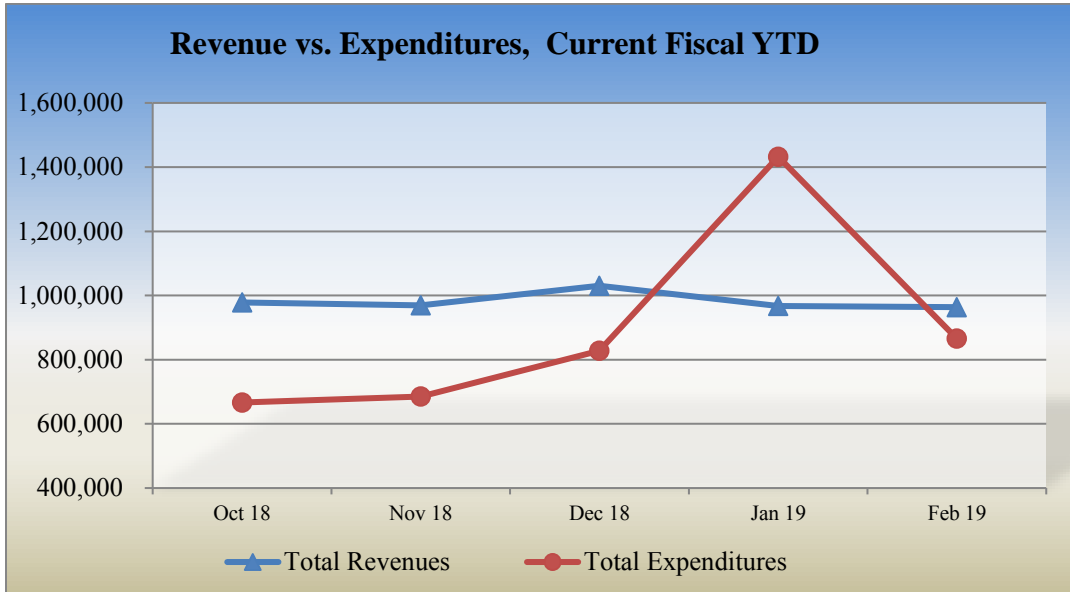
Nueces County, Texas
Comparison of Current Year to Prior Year Revenues
February 2018 vs. February 2019
Group Health

	2018 - 2019 Current Year-to-Date <u>Actual</u>	2017 - 2018 Prior Year-to-Date <u>Actual</u>	Increase (Decrease)	Current to Prior Year Percent Change
Charges for Services	\$ 4,818,808	\$ 4,813,678	\$ 5,130	0%
Interest & Investment Income	32,863	7,289	25,574	351%
Other Income	55,899	45,450	10,449	23%
Refunds & Reimbursements	1,582	1,122	460	41%
Total Revenues	<u>\$ 4,909,152</u>	<u>\$ 4,867,538</u>	<u>\$ 41,614</u>	1%

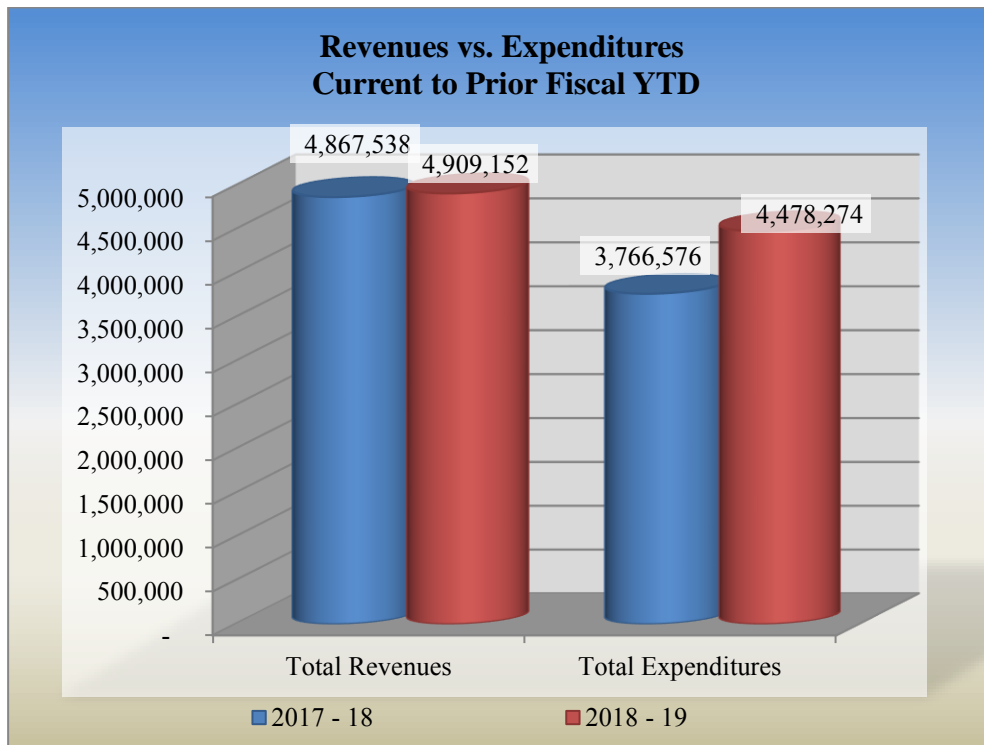
Nueces County, Texas
Comparison of Current Year to Prior Year Expenses
February 2018 vs. February 2019
Group Health

	2018 - 2019 Current Year-to-Date <u>Actual</u>	2017 - 2018 Prior Year-to-Date <u>Actual</u>	Increase (Decrease)	Current to Prior Year Percent Change
Insurance Fund Costs	\$ 244,402	\$ 297,532	\$ (53,130)	-18%
Other Services and Charges	218,170	192,674	25,496	13%
Professional Services	4,015,702	3,276,370	739,332	23%
Total Expenditures	<u>\$ 4,478,274</u>	<u>\$ 3,766,576</u>	<u>\$ 711,698</u>	19%
 Net Income / (Loss)	 <u>\$ 430,878</u>	 <u>\$ 1,100,962</u>	 <u>\$ (670,084)</u>	 <u>-61%</u>

**Nueces County, Texas
 Monthly and Year to Prior Year
 Comparison Charts
 Group Health Fund
 2018 - 2019 Individual Month Comparison**



Fiscal Period	Oct 18	Nov 18	Dec 18	Jan 19	Feb 19
Revenues	978,520	968,850	1,030,355	967,730	963,697
Expenditures	666,530	685,485	827,829	1,432,377	866,052



BUDGET STATUS
REVENUE
(Unaudited)

Nueces County, Texas
Statement of Revenues Budget to Actual
General Fund
February 28, 2019

	Original FY 2018/19 Budget	Adjusted FY 2018/19 Budget	Year to Date Activity	Remaining Balance	Percent of Budget Collected
Taxes					
Current Property Taxes	\$ 73,053,852	\$ 73,053,852	\$ 70,478,416	\$ 2,575,436	96.5%
Delinquent Property Taxes	1,410,000	1,410,000	556,907	853,093	39.5%
Penalties & Interest	715,000	715,000	178,983	536,017	25.0%
Other Taxes	443,000	443,000	9,975	433,025	2.3%
Fees of Office	3,970,100	3,970,100	1,527,599	2,442,501	38.5%
Fines and Forfeitures	1,370,000	1,370,000	558,711	811,289	40.8%
Licenses and Permits	120,000	120,000	38,699	81,301	32.2%
Motor Vehicle Services	4,100,000	4,100,000	407,216	3,692,784	9.9%
Intergovernmental Revenue	5,237,216	5,237,216	1,425,271	3,811,945	27.2%
Housing Inmates	425,000	425,000	45,421	379,579	10.7%
Charges for Services	500,000	500,000	224,261	275,739	44.9%
Investment Income	500,000	500,000	446,917	53,083	89.4%
Rental & Commissions	725,000	725,000	744,265	(19,265)	102.7%
Refunds & Reimbursements	155,000	155,000	42,851	112,149	27.6%
Sale of Printed Materials	12,000	12,000	3,274	8,726	27.3%
Other Income	119,500	119,500	38,233	81,267	32.0%
Transfers In	1,340,626	1,340,626	-	1,340,626	0.0%
Total General Fund Revenues	\$ 94,196,294	\$ 94,196,294	\$ 76,726,999	\$ 17,469,295	81.5%

Comparison of Current Year to Prior Year Revenues
General Fund
February 2018 vs February 2019

	2018-2019 Fiscal Year to Date Actual	2017-2018 Prior Year to Date Actual	Increase (Decrease)	Current to Prior Year Percentage Change
Taxes				
Current Property Taxes	\$ 70,478,416	\$ 64,486,039	\$ 5,992,377	9.3%
Delinquent Property Taxes	556,907	1,092,302	(535,395)	-49.0%
Penalties & Interest	178,983	205,247	(26,264)	-12.8%
Other Taxes	9,975	37,283	(27,308)	-73.2%
Fees of Office	1,527,599	1,404,190	123,409	8.8%
Fines and Forfeitures	558,711	504,691	54,020	10.7%
Licenses and Permits	38,699	84,544	(45,845)	-54.2%
Motor Vehicle Services	407,216	461,947	(54,731)	-11.8%
Intergovernmental Revenue	1,425,271	1,435,901	(10,629)	-0.7%
Housing Inmates	45,421	215,626	(170,205)	-78.9%
Charges for Services	224,261	216,615	7,646	3.5%
Investment Income	446,917	182,447	264,470	145.0%
Rental & Commissions	742,805	648,947	93,859	14.5%
Refunds & Reimbursements	42,851	1,538,838	(1,495,988)	-97.2%
Sale of Printed Materials	3,274	5,683	(2,408)	-42.4%
Other Income	38,233	35,905	2,327	6.5%
Total General Fund Revenues	\$ 76,725,539	\$ 72,556,205	\$ 4,169,335	5.7%

Nueces County, Texas
Statement of Revenues Budget to Actual
Road and Bridge Fund
February 28, 2019

Road & Bridge	Original FY 2018 / 19 Budget	Adjusted FY 2018 / 19 Budget	Year to Date Activity	Remaining Balance	Percent of Budget Collected
Taxes					
Current Property Taxes	\$ 1,095,732	\$ 1,095,732	\$ 1,055,196	\$ 40,536	96%
Delinquent Property Taxes	23,000	23,000	27,201	(4,201)	118.3%
Penalties & Interest	11,000	11,000	7,195	3,805	65.4%
Other Taxes	600	600	-	600	0.0%
Licenses and Permits	7,000	7,000	-	7,000	0.0%
Motor Vehicle Services	3,260,000	3,260,000	1,345,389	1,914,611	41.3%
Intergovernmental Revenue	180,000	180,000	108,805	71,195	60.4%
Investment Income	18,500	18,500	16,219	2,281	87.7%
Refunds & Reimbursements	2,500	2,500	1,111	1,389	44.4%
Transfers In	2,576,000	2,576,000	506,862	2,069,138	19.7%
Subtotal Road & Bridge Revenues	\$ 7,174,332	\$ 7,174,332	\$ 3,067,978	\$ 4,106,354	42.8%
Engineering					
Transfers In	\$ 628,000	\$ 628,000	\$ -	\$ 628,000	0.0%
Subtotal Engineering	\$ 628,000	\$ 628,000	\$ -	\$ 628,000	0.0%
Road Right of Way					
Investment Income	\$ -	\$ -	\$ 340	\$ (340)	0.0%
Subtotal Road Right of Way	\$ -	\$ -	\$ 340	\$ (340)	
Total Road & Bridge Revenues	\$ 7,802,332	\$ 7,802,332	\$ 3,068,318	\$ 4,734,014	39.3%

Comparison of Current Year to Prior Year Revenues
Road and Bridge Fund
February 2018 vs February 2019

Road & Bridge	2018 - 19 Fiscal Year to Date Actual	2017 - 18 Prior Year to Date Actual	Increase (Decrease)	Current to Prior Year Percentage Change
Taxes				
Current Property Taxes	\$ 1,055,196	\$ 964,325	\$ 90,871	9.4%
Delinquent Property Taxes	27,201	16,480	10,720	65.0%
Penalties & Interest	7,195	3,316	3,879	117.0%
Motor Vehicle Services	1,345,389	1,491,121	(145,733)	-9.8%
Intergovernmental Revenue	108,805	105,644	3,162	3.0%
Investment Income	16,560	10,103	6,457	63.9%
Refunds & Reimbursements	1,111	4,018	(2,908)	-72.4%
Other Income	-	124	(124)	-100.0%
Transfers In	506,862	804,669	(297,808)	-37.0%
Total Road & Bridge Revenues	\$ 3,068,318	\$ 3,400,131	\$ (331,813)	-9.8%

Nueces County, Texas
Statement of Revenues Budget to Actual
Inland and Coastal Parks
February 28, 2019

	Original FY 2018 / 19 Budget	Adjusted FY 2018 / 19 Budget	Year to Date Activity	Remaining Balance	Percent of Budget Collected
<u>Inland Parks</u>					
Investment Income	\$ 2,000	\$ 2,000	\$ 2,851	\$ (851)	142.6%
Refunds & Reimbursements	-	-	527	(527)	0.0%
Operating Transfers-In	1,667,216	1,667,216	821,108	846,108	49.3%
Total - Inland Parks	\$ 1,669,216	\$ 1,669,216	\$ 824,487	\$ 844,729	49.4%
<u>Coastal Parks</u>					
Intergovernmental Revenues	\$ 110,000	\$ 110,000	\$ -	\$ 110,000	0.0%
Investment Income	9,000	9,000	10,739	(1,739)	119.3%
Rentals & Commissions	480,000	480,000	48,757	431,243	10.2%
Padre Balli Park	185,000	185,000	128,432	56,568	69.4%
I.B. Magee Park	285,000	285,000	21,900	263,100	7.7%
Refunds & Reimbursements	500	500	135	365	27.0%
Padre Balli-Commodity Sales	6,250	6,250	113	6,137	1.8%
Other Income	500	500	(85)	585	-17.0%
Operating Transfers-In	1,117,000	1,117,000	500,000	617,000	44.8%
Subtotal - Coastal Parks	\$ 2,193,250	\$ 2,193,250	\$ 709,990	\$ 1,483,260	32.4%
<u>Beach Improvements</u>					
Rentals & Commissions	\$ 135,000	\$ 135,000	\$ -	\$ 135,000	0.0%
Padre Balli Park	-	-	38,164	(38,164)	0.0%
I.B. McGee Park	-	-	14,173	(14,173)	0.0%
Subtotal - Beach Improvements	\$ 135,000	\$ 135,000	\$ 52,337	\$ 82,663	38.8%
<u>Pier Fund</u>					
Rentals & Commissions	\$ 10,000	\$ 10,000	\$ 1,742	\$ 8,258	17.4%
Padre Balli Park	260,000	260,000	75,938	184,062	29.2%
Refunds & Reimbursements	7,500	7,500	-	7,500	0.0%
Padre Balli - Commodity Sales	32,000	32,000	4,324	27,676	13.5%
Other Income	-	-	27	(27)	0.0%
Subtotal - Pier Fund	\$ 309,500	\$ 309,500	\$ 82,031	\$ 227,469	26.5%
Total Coastal Parks	\$ 2,637,750	\$ 2,637,750	\$ 844,359	\$ 1,793,391	32%

Nueces County, Texas
Comparison of Current Year to Prior Year Revenues
Inland and Coastal Parks
February 2018 vs February 2019

	2018 - 19 Fiscal Year to Date <u>Actual</u>	2017 - 18 Prior Year to Date <u>Actual</u>	Increase (Decrease)	Current to Prior Year Percentage Change
<u>Inland Parks</u>				
Investment Income	\$ 2,851	\$ 1,228	\$ 1,623	132%
Operating Transfers-In	821,108	406,030	415,078	102%
Refunds & Reimbursements	<u>527</u>	<u>147</u>	<u>381</u>	260%
Total - Inland Parks	<u>\$ 824,487</u>	<u>\$ 407,405</u>	<u>\$ 417,081</u>	102%
<u>Coastal Parks</u>				
Investment Income	\$ 10,739	\$ 3,658	\$ 7,080	194%
Rentals & Commissions	48,757	750	48,007	6401%
Padre Balli Park	128,432	116,599	11,833	10%
I.B. Magee Park	21,900	21,693	207	1%
Refunds & Reimbursements	135	474	(339)	-72%
Padre Balli-Commodity Sales	113	131	(19)	-14%
Sale of Assets	-	2,735	(2,735)	-100%
Operating Transfers-In	<u>500,000</u>	<u>1,200,000</u>	<u>(700,000)</u>	-58%
Subtotal - Coastal Parks	<u>\$ 709,990</u>	<u>\$ 1,346,051</u>	<u>\$ (636,062)</u>	-47%
<u>Beach Improvements</u>				
Rentals & Commissions	\$ -	\$ 28,564	\$ (28,564)	-100%
Padre Balli Park	38,164	-	38,164	0%
I.B. McGee Park	<u>14,173</u>	<u>-</u>	<u>14,173</u>	0%
Subtotal - Beach Improvements	<u>\$ 52,337</u>	<u>\$ 28,564</u>	<u>\$ 23,773</u>	83%
<u>Pier Fund</u>				
Rentals & Commissions	\$ 1,742	\$ 2,293	\$ (550)	-24%
Padre Balli Park	75,938	92,917	(16,979)	-18%
Padre Balli - Commodity Sales	4,324	6,560	(2,236)	-34%
Other Income	<u>27</u>	<u>434</u>	<u>(407)</u>	-94%
Subtotal - Pier Fund	<u>\$ 82,031</u>	<u>\$ 102,204</u>	<u>\$ (20,172)</u>	-20%
Total Coastal Parks	<u>\$ 844,359</u>	<u>\$ 1,476,819</u>	<u>\$ (632,461)</u>	-43%

Nueces County, Texas
Statement of Revenues Budget to Actual
Airport Fund
February 28, 2019

	Original FY 2018 / 19 Budget	Adjusted FY 2018 / 19 Budget	Year to Date Activity	Remaining Balance	Percent of Budget Collected
4610 Investment Income	\$ 150	\$ 150	\$ 1,498	\$ (1,348)	999%
4711 Rent Hangar 1	1,860	1,860	775	1,085	42%
4712 Rent Hangar 2	1,860	1,860	1,860	-	100%
4713 Rent Hangar 3	1,860	1,860	465	1,395	25%
4714 Rent Hangar 4	1,860	1,860	775	1,085	42%
4715 Rent Hangar 5	1,860	1,860	465	1,395	25%
4716 Rent Hangar 6	1,860	1,860	775	1,085	42%
4717 Rent Hangar 7	1,860	1,860	680	1,180	37%
4718 Rent Hangar 8	1,860	1,860	930	930	50%
4719 Rent Hangar 9	1,860	1,860	620	1,240	33%
4720 Rent Hangar 10	1,860	1,860	775	1,085	42%
4700 Rent Hangar 11	2,700	2,700	900	1,800	33%
4701 Rent Hangar 12	2,700	2,700	1,125	1,575	42%
4704 Rent Hangar 13	2,700	2,700	-	2,700	0%
4723 Rent Hangar 14	2,700	2,700	1,125	1,575	42%
4724 Rent Hangar 15	2,700	2,700	1,125	1,575	42%
4731 Rent Hangar 16	2,700	2,700	675	2,025	25%
4732 Rent Hangar 17	2,700	2,700	675	2,025	25%
4733 Rent Hangar 18	2,700	2,700	1,350	1,350	50%
4734 Rent Hangar 19	2,700	2,700	1,125	1,575	42%
4735 Rent Hangar 20	2,700	2,700	-	2,700	0%
4726 Rent Hangar Space H2	-	-	4,525	(4,525)	0%
4726 Rent Hangar Space M1	1,140	1,140	-	1,140	0%
4727 Rent Hangar Space M2	1,140	1,140	-	1,140	0%
4728 Rent Hangar Space M3	11,340	11,340	4,555	6,785	40%
4729 Rent Hangar Space M4	1,140	1,140	570	570	50%
4730 Rent Hangar Space M5	1,140	1,140	475	665	42%
4736 Rent - Williams Hangar	13,500	13,500	5,625	7,875	42%
4709 Farm Land Rent	13,950	13,950	-	13,950	0%
4710 Private Hangars (3)	3,167	3,167	-	3,167	0%
Other Service charges	300	300	-	300	0%
Commodity Sales	11,000	11,000	967	10,033	9%
Transfers In	79,880	79,880	19,970	59,910	25%
Overage (Shortage)	-	-	-	-	0%
Total Airport	<u>\$ 183,447</u>	<u>\$ 183,447</u>	<u>\$ 54,405</u>	<u>\$ 129,042</u>	30%

Commodity Sales Detail

4815 Aviation Fuel Sales - Cash	\$ -
4739 Aviation Fuel Sales - Credit Card	25,397
4816 Cost of Sales	(21,783)
4831 Credit Card Sales Charges	(2,648)
Total Commodity Sales	<u>\$ 967</u>

BUDGET STATUS
EXPENDITURES
(Unaudited)

Nueces County, Texas
Statement of Expenditures Budget to Actual
General Fund
February 28, 2019

	Original FY 2018 / 19 Budget	Adjusted FY 2018 / 19 Budget	Year to Date Activity	Available Balance	Percent of Budget Available
General Government					
1010 County Commissioner Prec 1					
Salaries	\$ 118,341	\$ 118,341	\$ 48,940	\$ 69,401	58.6%
Employee Benefits	33,620	33,620	12,582	21,038	62.6%
Other Personnel Expense	9,540	9,540	3,991	5,549	58.2%
Office Expense & Supplies	1,750	1,750	63	1,687	96.4%
Telephone & Utilities	550	550	104	446	81.1%
Maintenance & Repair	150	150	-	150	100.0%
Professional Services	2,700	2,700	-	2,700	100.0%
Other Services & Charges	550	550	-	550	100.0%
Travel	1,121	1,121	-	1,121	100.0%
Total	<u>\$ 168,322</u>	<u>\$ 168,322</u>	<u>\$ 65,681</u>	<u>\$ 102,641</u>	61.0%
1020 County Commissioner Prec 2					
Salaries	\$ 126,384	\$ 126,384	\$ 51,209	\$ 75,175	59.5%
Other Salary & Supplements	1,080	1,080	415	665	61.5%
Employee Benefits	35,531	35,531	14,734	20,797	58.5%
Other Personnel Expense	9,540	9,540	3,894	5,646	59.2%
Office Expense & Supplies	2,250	2,250	611	1,639	72.9%
Telephone & Utilities	550	550	81	469	85.3%
Maintenance & Repair	-	-	-	-	0.0%
Professional Services	1,200	1,200	475	725	60.4%
Other Services & Charges	-	-	-	-	0.0%
Travel	2,768	2,768	1,941	827	29.9%
Total	<u>\$ 179,303</u>	<u>\$ 179,303</u>	<u>\$ 73,360</u>	<u>\$ 105,943</u>	59.1%
1030 County Commissioner Prec 3					
Salaries	\$ 122,479	\$ 122,479	\$ 49,582	\$ 72,897	59.5%
Other Salary & Supplements	1,800	1,800	692	1,108	61.5%
Employee Benefits	46,923	46,923	20,540	26,383	56.2%
Other Personnel Expense	9,540	9,540	3,894	5,646	59.2%
Office Expense & Supplies	2,051	2,051	486	1,565	76.3%
Telephone & Utilities	550	550	109	441	80.2%
Maintenance & Repair	300	300	-	300	100.0%
Professional Services	1,400	1,400	425	975	69.6%
Other Services & Charges	600	600	-	600	100.0%
Other Expenses	-	-	-	-	0.0%
Travel	3,100	3,100	1,214	1,886	60.8%
Total	<u>\$ 188,743</u>	<u>\$ 188,743</u>	<u>\$ 76,942</u>	<u>\$ 111,801</u>	59.2%

	Original FY 2018 / 19 Budget	Adjusted FY 2018 / 19 Budget	Year to Date Activity	Available Balance	Percent of Budget Available
1040 County Commissioner Prec 4					
Salaries	\$ 118,341	\$ 118,341	\$ 46,593	\$ 71,748	60.6%
Employee Benefits	33,620	33,620	10,152	23,468	69.8%
Other Personnel Expense	9,540	9,540	3,894	5,646	59.2%
Office Expense & Supplies	1,268	1,268	55	1,213	95.6%
Telephone & Utilities	550	550	76	474	86.2%
Maintenance & Repair	150	150	-	150	100.0%
Professional Services	700	700	-	700	100.0%
Travel	2,100	2,100	870	1,230	58.6%
Total	\$ 166,269	\$ 166,269	\$ 61,641	\$ 104,628	62.9%
1120 County Judge					
Salaries	\$ 215,119	\$ 215,119	\$ 87,754	\$ 127,365	59.2%
Salaries Overtime	-	700	593	107	15.3%
Other Salary & Supplements	15,660	17,613	7,660	9,953	56.5%
Employee Benefits	62,045	62,045	22,319	39,726	64.0%
Other Personnel Expense	9,540	9,540	3,797	5,743	60.2%
Office Expense & Supplies	2,675	2,615	1,485	1,130	43.2%
Telephone & Utilities	1,000	1,000	71	929	92.9%
Maintenance & Repair	177	237	29	208	87.7%
Professional Services	1,500	1,500	645	855	57.0%
Other Services & Charges	500	500	326	174	34.8%
Travel	3,850	3,850	2,828	1,022	26.5%
Total	\$ 312,066	\$ 314,719	\$ 127,507	\$ 187,212	59.5%
1121 CCMGT Support					
Salaries	\$ 337,568	\$ 337,568	\$ 113,509	\$ 224,059	66.4%
Other Salary & Supplements	2,820	2,820	1,085	1,735	61.5%
Employee Benefits	99,671	99,671	38,494	61,177	61.4%
Other Personnel Expense	4,320	4,320	1,246	3,074	71.2%
Office Expense & Supplies	2,300	2,300	1,372	928	40.3%
Telephone & Utilities	1,300	1,300	208	1,092	84.0%
Professional Services	1,985	1,985	193	1,792	90.3%
Other Services & Charges	400	400	-	400	100.0%
Other Expenses	6,800	6,800	2,370	4,430	65.1%
Travel	2,997	2,997	-	2,997	100.0%
Total	\$ 460,161	\$ 460,161	\$ 158,477	\$ 301,684	65.6%

	Original FY 2018 / 19 Budget	Adjusted FY 2018 / 19 Budget	Year to Date Activity	Available Balance	Percent of Budget Available
1122 Grants Administration					
Salaries	\$ 165,231	\$ 165,231	\$ 53,436	\$ 111,795	67.7%
Salaries Overtime	-	196	196	0	0.1%
Other Salary & Supplements	1,980	1,980	554	1,426	72.0%
Employee Benefits	71,420	71,420	25,540	45,880	64.2%
Other Personnel Expense	6,480	6,480	2,492	3,988	61.5%
Office Expense & Supplies	3,155	3,155	1,904	1,251	39.7%
Telephone & Utilities	1,300	1,300	208	1,092	84.0%
Maintenance & Repair	220	220	-	220	100.0%
Professional Services	4,971	3,971	-	3,971	100.0%
Other Services & Charges	2,000	2,000	-	2,000	100.0%
Other Expenses	1,400	2,400	500	1,900	79.2%
Travel	2,200	2,004	80	1,924	96.0%
Total	\$ 260,357	\$ 260,357	\$ 84,910	\$ 175,447	67.4%
1125 Risk Management					
Salaries	\$ 112,657	\$ 112,657	\$ 42,573	\$ 70,084	62.2%
Employee Benefits	36,826	36,826	14,819	22,007	59.8%
Other Personnel Expense	5,760	5,760	2,215	3,545	61.5%
Office Expense & Supplies	10,200	10,200	1,445	8,755	85.8%
Telephone & Utilities	1,800	1,800	217	1,583	87.9%
Maintenance & Repair	200	200	-	200	100.0%
Professional Services	15,560	15,560	6,385	9,175	59.0%
Other Services & Charges	1,800	1,800	655	1,145	63.6%
Other Expenses	2,500	2,500	626	1,874	75.0%
Travel	3,000	3,000	899	2,101	70.0%
Total	\$ 190,303	\$ 190,303	\$ 69,834	\$ 120,469	63.3%

	Original FY 2018 / 19 Budget	Adjusted FY 2018 / 19 Budget	Year to Date Activity	Available Balance	Percent of Budget Available
1130 County Attorney					
Salaries	\$ 1,078,463	\$ 1,078,463	\$ 394,288	\$ 684,175	63.4%
Other Salary & Supplements	29,444	29,444	11,555	17,889	60.8%
Employee Benefits	378,138	378,138	148,418	229,720	60.8%
Other Personnel Expense	25,500	25,500	9,601	15,899	62.4%
Office Expense & Supplies	28,800	27,755	7,110	20,645	74.4%
Telephone & Utilities	2,000	2,000	326	1,674	83.7%
Maintenance & Repair	800	800	-	800	100.0%
Professional Services	24,795	25,840	6,974	18,866	73.0%
Other Services & Charges	4,500	4,500	1,965	2,535	56.3%
Other Expenses	10,600	10,600	3,955	6,645	62.7%
Travel	3,600	3,600	1,560	2,040	56.7%
Total	\$ 1,586,640	\$ 1,586,640	\$ 585,754	\$ 1,000,886	63.1%
1160 County Clerk					
Salaries	\$ 474,121	\$ 474,121	\$ 167,496	\$ 306,625	64.7%
Salaries Overtime	3,000	3,000	2,637	363	12.1%
Other Salary & Supplements	6,360	6,360	882	5,478	86.1%
Employee Benefits	212,156	212,156	83,026	129,130	60.9%
Other Personnel Expense	8,604	8,604	3,435	5,169	60.1%
Office Expense & Supplies	22,402	22,402	7,166	15,236	68.0%
Telephone & Utilities	2,050	2,050	317	1,733	84.6%
Maintenance & Repair	750	750	-	750	100.0%
Professional Services	2,700	2,700	1,584	1,116	41.3%
Other Services & Charges	1,700	1,700	-	1,700	100.0%
Other Expenses	13,090	13,090	4,128	8,962	68.5%
Travel	4,000	4,000	1,979	2,021	50.5%
Total	\$ 750,933	\$ 750,933	\$ 272,649	\$ 478,284	63.7%

	Original FY 2018 / 19 Budget	Adjusted FY 2018 / 19 Budget	Year to Date Activity	Available Balance	Percent of Budget Available
1170 County Clerk Treasury					
Salaries	\$ 188,037	\$ 188,037	\$ 59,353	\$ 128,684	68.4%
Salaries Overtime	6,000	6,000	1,207	4,793	79.9%
Other Salary & Supplements	1,920	1,920	738	1,182	61.5%
Employee Benefits	75,493	75,493	29,243	46,250	61.3%
Other Personnel Expense	1,080	1,080	415	665	61.5%
Office Expense & Supplies	28,926	28,926	6,086	22,840	79.0%
Telephone & Utilities	600	600	109	491	81.8%
Maintenance & Repair	2,800	2,800	1,812	988	35.3%
Professional Services	1,400	1,400	9	1,391	99.3%
Other Services & Charges	37,430	37,430	5,710	31,720	84.7%
Other Expenses	4,700	4,700	1,860	2,840	60.4%
Travel	1,800	1,800	-	1,800	100.0%
Total	\$ 350,186	\$ 350,186	\$ 106,543	\$ 243,643	69.6%
1180 County Clerk Collections					
Salaries	\$ 175,181	\$ 175,181	\$ 55,499	\$ 119,682	68.3%
Salaries Overtime	6,000	6,000	453	5,547	92.5%
Other Salary & Supplements	1,140	1,140	439	702	61.5%
Employee Benefits	77,097	77,097	30,374	46,723	60.6%
Office Expense & Supplies	11,200	11,200	1,739	9,461	84.5%
Maintenance & Repair	6,500	6,500	315	6,185	95.1%
Professional Services	16,464	16,464	121	16,343	99.3%
Other Services & Charges	705	705	-	705	100.0%
Other Expenses	4,800	4,800	1,954	2,846	59.3%
Travel	1,000	1,000	-	1,000	100.0%
Total	\$ 300,087	\$ 300,087	\$ 90,893	\$ 209,194	69.7%

	Original FY 2018 / 19 Budget	Adjusted FY 2018 / 19 Budget	Year to Date Activity	Available Balance	Percent of Budget Available
1190 County Clerk Elections					
Salaries	\$ 168,010	\$ 168,010	\$ 51,087	\$ 116,923	69.6%
Salaries Overtime	14,000	14,000	14,894	(894)	-6.4%
Other Salary & Supplements	5,602	5,602	277	5,325	95.1%
Employee Benefits	63,514	63,514	29,997	33,517	52.8%
Other Personnel Expense	3,504	3,504	194	3,310	94.5%
Office Expense & Supplies	31,103	31,103	6,299	24,804	79.7%
Food & Kitchen Expenses	750	750	170	580	77.3%
Telephone & Utilities	35,175	35,175	547	34,628	98.4%
Maintenance & Repair	31,842	31,842	4,776	27,066	85.0%
Professional Services	227,683	227,683	16,575	211,108	92.7%
Other Services & Charges	310,153	310,153	531	309,622	99.8%
Other Expenses	250	250	-	250	100.0%
Travel	5,000	5,000	1,889	3,111	62.2%
Capital Outlay	17,500	17,500	-	17,500	100.0%
Total	\$ 914,086	\$ 914,086	\$ 127,235	\$ 786,851	86.1%
1200 Tax Assessor - Collector					
Salaries	\$ 2,079,653	\$ 2,079,653	\$ 750,975	\$ 1,328,678	63.9%
Salaries Overtime	2,500	2,500	504	1,996	79.8%
Other Salary & Supplements	56,799	56,799	31,516	25,283	44.5%
Employee Benefits	923,477	923,477	379,252	544,225	58.9%
Other Personnel Expense	11,340	11,340	4,587	6,753	59.6%
Office Expense & Supplies	192,115	192,115	41,545	150,570	78.4%
Telephone & Utilities	-	540	-	540	100.0%
Maintenance & Repair	4,500	3,960	-	3,960	100.0%
Professional Services	21,550	21,550	18,269	3,281	15.2%
Other Services & Charges	20,600	20,600	16,259	4,341	21.1%
Other Expenses	17,654	17,654	4,302	13,352	75.6%
Travel	19,011	19,011	5,961	13,050	68.6%
Total	\$ 3,349,199	\$ 3,349,199	\$ 1,253,170	\$ 2,096,029	62.6%

	Original FY 2018 / 19 Budget	Adjusted FY 2018 / 19 Budget	Year to Date Activity	Available Balance	Percent of Budget Available
1240 Information Technology					
Salaries	\$ 1,229,913	\$ 1,229,913	\$ 466,205	\$ 763,708	62.1%
Salaries Overtime	500	500	-	500	100.0%
Other Salary & Supplements	12,600	12,600	2,884	9,716	77.1%
Employee Benefits	437,386	437,386	177,481	259,905	59.4%
Other Personnel Expense	2,160	2,160	831	1,329	61.5%
Office Expense & Supplies	18,100	18,100	3,985	14,115	78.0%
Telephone & Utilities	548,909	548,909	132,441	416,468	75.9%
Maintenance & Repair	383,746	383,646	70,380	313,266	81.7%
Professional Services	811,000	811,000	17,997	793,003	97.8%
Other Services & Charges	4,311	4,411	183	4,229	95.9%
Travel	16,000	16,000	-	16,000	100.0%
Total	\$ 3,464,625	\$ 3,464,625	\$ 872,387	\$ 2,592,238	74.8%
1245 Human Resources					
Salaries	\$ 296,536	\$ 296,536	\$ 110,090	\$ 186,446	62.9%
Other Salary & Supplements	2,760	2,760	1,062	1,698	61.5%
Employee Benefits	102,608	102,608	41,474	61,134	59.6%
Other Personnel Expense	2,880	2,880	1,108	1,772	61.5%
Office Expense & Supplies	1,586	1,021	370	651	63.8%
Telephone & Utilities	650	650	109	541	83.2%
Professional Services	1,250	1,815	1,540	275	15.2%
Other Expenses	6,500	6,500	1,274	5,226	80.4%
Travel	2,000	2,000	910	1,090	54.5%
Total	\$ 416,770	\$ 416,770	\$ 158,085	\$ 258,685	62.1%

	Original FY 2018 / 19 Budget	Adjusted FY 2018 / 19 Budget	Year to Date Activity	Available Balance	Percent of Budget Available
1250 County Auditor					
Salaries	\$ 1,117,786	\$ 1,117,786	\$ 405,236	\$ 712,550	63.7%
Salaries Overtime	5,000	5,000	646	4,354	87.1%
Other Salary & Supplements	15,380	15,380	3,854	11,526	74.9%
Employee Benefits	464,247	464,247	186,935	277,312	59.7%
Other Personnel Expense	2,160	2,160	831	1,329	61.5%
Office Expense & Supplies	22,300	22,300	7,718	14,582	65.4%
Telephone & Utilities	5,000	5,000	821	4,179	83.6%
Maintenance & Repair	500	500	-	500	100.0%
Professional Services	359,500	359,500	108,521	250,979	69.8%
Other Services & Charges	7,600	7,600	5,121	2,479	32.6%
Other Expenses	15,000	15,000	3,916	11,084	73.9%
Travel	15,000	15,000	2,811	12,189	81.3%
Total	\$ 2,029,473	\$ 2,029,473	\$ 726,410	\$ 1,303,063	64.2%
1270 County Purchasing					
Salaries	\$ 389,908	\$ 389,908	\$ 144,602	\$ 245,306	62.9%
Salaries Overtime	400	400	-	400	100.0%
Other Salary & Supplements	4,740	4,740	1,823	2,917	61.5%
Employee Benefits	176,736	176,736	72,829	103,907	58.8%
Other Personnel Expense	2,880	2,880	1,108	1,772	61.5%
Office Expense & Supplies	12,125	12,125	3,346	8,779	72.4%
Food & Kitchen Expenses	300	300	-	300	100.0%
Telephone & Utilities	2,675	2,675	104	2,571	96.1%
Maintenance & Repair	6,575	6,575	853	5,722	87.0%
Professional Services	1,500	1,500	75	1,425	95.0%
Other Services & Charges	16,861	16,861	7,038	9,823	58.3%
Other Expenses	12,130	12,130	2,330	9,800	80.8%
Travel	1,500	1,500	-	1,500	100.0%
Total	\$ 628,330	\$ 628,330	\$ 234,108	\$ 394,222	62.7%

	Original FY 2018 / 19 Budget	Adjusted FY 2018 / 19 Budget	Year to Date Activity	Available Balance	Percent of Budget Available
1275 Veterans' Service					
Salaries	\$ 75,763	\$ 75,763	\$ 28,518	\$ 47,245	62.4%
Employee Benefits	31,850	31,850	13,256	18,594	58.4%
Other Personnel Expense	2,520	2,520	969	1,551	61.5%
Office Expense & Supplies	3,050	3,050	220	2,830	92.8%
Maintenance & Repair	200	200	-	200	100.0%
Other Services & Charges	19,779	19,779	8,200	11,579	58.5%
Other Expenses	3,090	3,090	668	2,422	78.4%
Travel	2,000	2,000	-	2,000	100.0%
Total	\$ 138,252	\$ 138,252	\$ 51,941	\$ 86,311	62.4%
1280 Employees' Benefits					
Employee Benefits	\$ 52,276	\$ 52,276	\$ -	\$ 52,276	100.0%
Office Expense & Supplies	1,250	1,250	9	1,241	99.3%
Food & Kitchen Expenses	700	700	-	700	100.0%
Professional Services	133,260	133,260	29,093	104,167	78.2%
Other Services & Charges	14,000	14,000	238	13,762	98.3%
Other Expenses	1,500	1,500	-	1,500	100.0%
Total	\$ 202,986	\$ 202,986	\$ 29,339	\$ 173,647	85.5%
1285 General Administration					
Office Expense & Supplies	\$ 4,300	\$ 4,300	\$ 3,883	\$ 417	9.7%
Food & Kitchen Expenses	500	500	96	404	80.8%
Professional Services	421,350	432,550	74,027	358,523	82.9%
Reserve Appropriations	3,750,000	3,739,863	-	3,739,863	100.0%
Other Services & Charges	1,228,433	1,219,717	292,523	927,194	76.0%
Other Expenses	7,174	7,174	2,414	4,760	66.3%
Travel	13,000	13,000	4,632	8,368	64.4%
Total	\$ 5,424,757	\$ 5,417,104	\$ 377,575	\$ 5,039,529	93.0%
Total General Government	\$ 21,481,848	\$ 21,476,848	\$ 5,604,442	\$ 15,872,406	73.9%

	Original FY 2018 / 19 Budget	Adjusted FY 2018 / 19 Budget	Year to Date Activity	Available Balance	Percent of Budget Available
Buildings & Facilities					
1400 General Repairs - Building					
Salaries	\$ 60,105	\$ 60,105	\$ 22,566	\$ 37,539	62.5%
Salaries Overtime	3,500	3,500	265	3,235	92.4%
Other Salary & Supplements	840	840	323	517	61.5%
Employee Benefits	34,020	34,020	15,273	18,747	55.1%
Maintenance & Repair	3,493	3,493	701	2,792	79.9%
Total	\$ 101,958	\$ 101,958	\$ 39,129	\$ 62,829	61.6%
1440 Ronnie H. Polston Bldg					
Salaries	\$ 24,569	\$ 24,569	\$ 8,984	\$ 15,585	63.4%
Employee Benefits	13,596	13,596	5,941	7,655	56.3%
Office Expense & Supplies	845	845	247	598	70.8%
Telephone & Utilities	21,366	21,366	5,662	15,704	73.5%
Maintenance & Repair	645	645	149	496	76.9%
Total	\$ 61,021	\$ 61,021	\$ 20,982	\$ 40,039	65.6%
1450 Bill Bode County Building					
Salaries	\$ 31,517	\$ 31,517	\$ 11,172	\$ 20,345	64.6%
Other Salary & Supplements	810	810	312	499	61.5%
Employee Benefits	16,885	16,885	6,806	10,079	59.7%
Office Expense & Supplies	840	840	186	654	77.9%
Telephone & Utilities	19,800	19,800	4,995	14,805	74.8%
Maintenance & Repair	200	200	-	200	100.0%
Total	\$ 70,052	\$ 70,052	\$ 23,470	\$ 46,582	66.5%
1460 Robert N. Barnes Juv. Facility					
Telephone & Utilities	\$ 329,857	\$ 329,857	\$ 76,363	\$ 253,494	76.8%
Maintenance & Repair	1,045	1,045	349	696	66.6%
Other Services & Charges	500	500	-	500	100.0%
Total	\$ 331,402	\$ 331,402	\$ 76,712	\$ 254,690	76.9%
1465 Broadway Warehouse					
Telephone & Utilities	\$ 6,392	\$ 6,392	\$ 2,771	\$ 3,621	56.6%
Maintenance & Repair	223	623	379	244	39.2%
Total	\$ 6,615	\$ 7,015	\$ 3,150	\$ 3,865	55.1%

	Original FY 2018 / 19 Budget	Adjusted FY 2018 / 19 Budget	Year to Date Activity	Available Balance	Percent of Budget Available
1470 Records Management Department					
Salaries	\$ 241,460	\$ 241,460	\$ 84,711	\$ 156,749	64.9%
Salaries Overtime	-	400	184	216	53.9%
Other Salary & Supplements	36,720	36,720	12,780	23,940	65.2%
Employee Benefits	102,829	102,829	40,238	62,591	60.9%
Office Expense & Supplies	4,500	4,500	1,209	3,291	73.1%
Telephone & Utilities	27,496	27,496	5,525	21,971	79.9%
Maintenance & Repair	29,500	29,100	567	28,533	98.1%
Other Services & Charges	216,311	216,311	83,568	132,743	61.4%
Other Expenses	3,000	3,000	955	2,045	68.2%
Travel	900	900	-	900	100.0%
Total	\$ 662,716	\$ 662,716	\$ 229,736	\$ 432,980	65.3%
1490 CSCD Cook Building					
Office Expense & Supplies	16,000	16,000	6,202	9,798	61.2%
Telephone & Utilities	83,914	83,914	19,960	63,954	76.2%
Maintenance & Repair	2,626	2,626	201	2,425	92.3%
Other Services & Charges	67,800	67,800	28,236	39,564	58.4%
Other Expenses	12,200	12,200	4,788	7,412	60.8%
Total	\$ 182,540	\$ 182,540	\$ 59,387	\$ 123,153	67.5%
1500 Mechanical Maintenance					
Salaries	\$ 327,066	\$ 327,066	\$ 110,462	\$ 216,604	66.2%
Salaries Overtime	10,000	10,000	901	9,099	91.0%
Other Salary & Supplements	2,100	2,100	808	1,292	61.5%
Employee Benefits	139,602	139,602	67,046	72,556	52.0%
Other Personnel Expense	2,000	2,000	-	2,000	100.0%
Office Expense & Supplies	3,500	3,500	316	3,184	91.0%
Telephone & Utilities	1,271,799	1,271,799	421,800	849,999	66.8%
Maintenance & Repair	12,026	12,026	3,296	8,730	72.6%
Professional Services	10,359	10,359	-	10,359	100.0%
Other Services & Charges	1,500	1,500	240	1,260	84.0%
Total	\$ 1,779,952	\$ 1,779,952	\$ 604,868	\$ 1,175,084	66.0%

	Original FY 2018 / 19 Budget	Adjusted FY 2018 / 19 Budget	Year to Date Activity	Available Balance	Percent of Budget Available
1510 Agua Dulce Building					
Salaries	\$ 13,165	\$ 13,165	\$ 4,812	\$ 8,353	63.5%
Employee Benefits	8,760	8,760	4,022	4,738	54.1%
Office Expense & Supplies	1,077	1,077	137	940	87.3%
Telephone & Utilities	21,670	21,670	5,893	15,777	72.8%
Maintenance & Repair	300	300	-	300	100.0%
Total	\$ 44,972	\$ 44,972	\$ 14,864	\$ 30,108	66.9%
1520 Bishop Building					
Office Expense & Supplies	900	900	387	513	57.0%
Telephone & Utilities	39,850	39,850	17,151	22,699	57.0%
Maintenance & Repair	322	322	37	285	88.5%
Total	\$ 41,072	\$ 41,072	\$ 17,575	\$ 23,497	57.2%
1530 Port Aransas Building					
Salaries	\$ 12,008	\$ 12,008	\$ 4,400	\$ 7,608	63.4%
Employee Benefits	2,839	2,839	1,204	1,635	57.6%
Office Expense & Supplies	1,050	1,050	75	975	92.9%
Telephone & Utilities	20,301	20,301	294	20,007	98.5%
Maintenance & Repair	78	78	-	78	100.0%
Other Services & Charges	-	500	371	129	25.8%
Total	\$ 36,276	\$ 36,776	\$ 6,344	\$ 30,432	82.8%
1540 Johnny S. Calderon Co. Bldg					
Salaries	\$ 81,066	\$ 81,066	\$ 29,644	\$ 51,422	63.4%
Other Salary & Supplements	1,380	1,380	531	849	61.5%
Employee Benefits	42,829	42,829	20,993	21,836	51.0%
Office Expense & Supplies	2,800	2,800	1,108	1,692	60.4%
Telephone & Utilities	105,235	105,235	13,525	91,710	87.1%
Maintenance & Repair	1,027	1,027	229	798	77.7%
Other Services & Charges	100	100	-	100	100.0%
Total	\$ 234,437	\$ 234,437	\$ 66,031	\$ 168,406	71.8%

	Original FY 2018 / 19 Budget	Adjusted FY 2018 / 19 Budget	Year to Date Activity	Available Balance	Percent of Budget Available
1545 Keach Library Building					
Salaries	\$ 25,714	\$ 25,714	\$ 9,402	\$ 16,312	63.4%
Other Salary & Supplements	1,800	1,800	692	1,108	61.5%
Employee Benefits	14,283	14,283	6,336	7,947	55.6%
Office Expense & Supplies	2,000	2,000	818	1,182	59.1%
Telephone & Utilities	198,788	198,788	15,008	183,780	92.5%
Maintenance & Repair	144	744	191	553	74.3%
Total	\$ 242,729	\$ 243,329	\$ 32,448	\$ 210,881	86.7%
1550 Agriculture Bldg - Robstown					
Telephone & Utilities	\$ 13,500	\$ 13,500	\$ 1,374	\$ 12,126	89.8%
Maintenance & Repair	22,360	22,360	-	22,360	100.0%
Other Services & Charges	305	305	-	305	100.0%
Total	\$ 36,165	\$ 36,165	\$ 1,374	\$ 34,791	96.2%
1565 Medical Examiner Building					
Office Expense & Supplies	\$ 150	\$ 150	\$ -	\$ 150	100.0%
Telephone & Utilities	28,985	28,985	5,713	23,272	80.3%
Maintenance & Repair	258	858	379	479	55.8%
Total	\$ 29,393	\$ 29,993	\$ 6,092	\$ 23,901	79.7%
1570 Building Superintendent					
Salaries	\$ 358,200	\$ 358,200	\$ 116,262	\$ 241,938	67.5%
Salaries Overtime	-	500	140	360	71.9%
Other Salary & Supplements	4,080	4,080	1,569	2,511	61.5%
Employee Benefits	142,127	142,127	53,616	88,511	62.3%
Other Personnel Expense	8,648	8,648	3,326	5,322	61.5%
Office Expense & Supplies	2,122	2,122	1,070	1,052	49.6%
Telephone & Utilities	7,300	7,300	1,860	5,440	74.5%
Maintenance & Repair	2,118,127	1,999,527	544,538	1,454,989	72.8%
Professional Services	19,061	117,661	2,806	114,855	97.6%
Other Services & Charges	647,976	651,976	5,568	646,408	99.1%
Other Expenses	3,000	3,000	944	2,056	68.5%
Travel	1,000	2,400	2,341	59	2.5%
Total	\$ 3,311,641	\$ 3,297,541	\$ 734,041	\$ 2,563,500	77.7%

	Original FY 2018 / 19 Budget	Adjusted FY 2018 / 19 Budget	Year to Date Activity	Available Balance	Percent of Budget Available
1580 Welfare Bldg - Robstown					
Office Expense & Supplies	\$ 673	\$ 673	\$ 241	\$ 432	\$ 64.2%
Telephone & Utilities	20,746	20,746	3,759	16,987	81.9%
Maintenance & Repair	373	373	118	255	68.5%
Total	\$ 21,792	\$ 21,792	\$ 4,117	\$ 17,675	81.1%
1590 Hilltop Facility					
Salaries	\$ 71,604	\$ 71,604	\$ 24,020	\$ 47,584	66.5%
Other Salary & Supplements	810	810	312	499	61.5%
Employee Benefits	34,416	34,416	14,611	19,805	57.5%
Office Expense & Supplies	6,000	6,000	680	5,320	88.7%
Telephone & Utilities	41,518	41,518	9,665	31,853	76.7%
Maintenance & Repair	44,270	44,270	17,886	26,384	59.6%
Professional Services	-	-	-	-	0.0%
Other Services & Charges	12,305	12,305	1,744	10,561	85.8%
Total	\$ 210,923	\$ 210,923	\$ 68,917	\$ 142,006	67.3%
1600 Precinct III Yard Buildings					
Office Expense & Supplies	\$ 390	\$ 390	\$ 33	\$ 357	91.7%
Telephone & Utilities	18,000	18,000	3,597	14,403	80.0%
Maintenance & Repair	391	391	-	391	100.0%
Total	\$ 18,781	\$ 18,781	\$ 3,629	\$ 15,152	80.7%
1740 McKenzie Jail Annex					
Salaries	\$ 103,237	\$ 103,237	\$ 27,914	\$ 75,323	73.0%
Salaries Overtime	1,584	1,584	166	1,418	89.5%
Employee Benefits	39,349	39,349	14,824	24,525	62.3%
Office Expense & Supplies	200	1,200	454	746	62.2%
Telephone & Utilities	605,763	605,763	194,517	411,246	67.9%
Maintenance & Repair	2,118	5,118	2,876	2,242	43.8%
Professional Services	-	-	-	-	0.0%
Other Services & Charges	1,805	9,805	8,997	808	8.2%
Total	\$ 754,056	\$ 766,056	\$ 249,748	\$ 516,308	67.4%

	Original FY 2018 / 19 Budget	Adjusted FY 2018 / 19 Budget	Year to Date Activity	Available Balance	Percent of Budget Available
1760 Robstown Community Building					
Office Expense & Supplies	\$ 515	\$ 515	\$ -	\$ 515	100.0%
Telephone & Utilities	42,505	42,505	7,469	35,037	82.4%
Maintenance & Repair	36,500	34,500	4,669	29,831	86.5%
Other Services & Charges	5,000	7,000	904	6,096	87.1%
Total	\$ 84,520	\$ 84,520	\$ 13,042	\$ 71,478	84.6%
1770 Sr Community Services Bldgs.					
Office Expense & Supplies	\$ 230	\$ 230	\$ -	\$ 230	100.0%
Telephone & Utilities	37,247	37,247	10,763	26,484	71.1%
Maintenance & Repair	24,700	24,700	1,445	23,255	94.1%
Other Services & Charges	4,000	4,000	702	3,298	82.5%
Total	\$ 66,177	\$ 66,177	\$ 12,910	\$ 53,267	80.5%
1780 David Berlanga,Sr. Bldg					
Office Expense & Supplies	\$ 60	\$ 60	\$ -	\$ 60	100.0%
Telephone & Utilities	22,941	22,941	5,222	17,719	77.2%
Maintenance & Repair	12,850	12,850	-	12,850	100.0%
Other Services & Charges	1,760	1,760	307	1,453	82.6%
Total	\$ 37,611	\$ 37,611	\$ 5,529	\$ 32,082	85.3%
Total Buildings & Facilities	\$ 8,366,801	\$ 8,366,801	\$ 2,294,095	\$ 6,072,706	72.6%
Administration of Justice					
3110 County Court at Law 1					
Salaries	\$ 332,191	\$ 332,191	\$ 131,833	\$ 200,358	60.3%
Other Salary & Supplements	7,100	7,100	2,732	4,368	61.5%
Employee Benefits	114,711	114,711	46,563	68,148	59.4%
Office Expense & Supplies	3,965	3,965	1,490	2,475	62.4%
Maintenance & Repair	500	500	29	471	94.2%
Professional Services	1,685	1,685	243	1,442	85.6%
Special Personnel Services	192,500	192,500	38,528	153,972	80.0%
Other Services & Charges	2,000	2,000	1,500	500	25.0%
Other Expenses	4,025	4,025	1,361	2,664	66.2%
Travel	1,000	1,000	332	668	66.8%
Total	\$ 659,677	\$ 659,677	\$ 224,612	\$ 435,065	66.0%

	Original FY 2018 / 19 Budget	Adjusted FY 2018 / 19 Budget	Year to Date Activity	Available Balance	Percent of Budget Available
3120 County Court at Law 2					
Salaries	\$ 325,175	\$ 325,175	\$ 123,286	\$ 201,889	62.1%
Other Salary & Supplements	4,880	6,880	900	5,980	86.9%
Employee Benefits	112,775	112,775	40,337	72,438	64.2%
Office Expense & Supplies	4,500	4,500	1,835	2,665	59.2%
Maintenance & Repair	500	500	29	471	94.2%
Professional Services	900	900	350	550	61.1%
Special Personnel Services	192,500	190,500	57,731	132,770	69.7%
Other Services & Charges	2,000	2,000	1,500	500	25.0%
Other Expenses	5,200	5,200	1,910	3,290	63.3%
Travel	1,000	1,000	689	311	31.1%
Total	\$ 649,430	\$ 649,430	\$ 228,567	\$ 420,863	64.8%
3130 County Court at Law 3					
Salaries	\$ 316,290	\$ 316,290	\$ 126,065	\$ 190,225	60.1%
Salaries Overtime	-	2,000	1,599	401	20.0%
Other Salary & Supplements	4,160	4,160	831	3,329	80.0%
Employee Benefits	90,899	90,899	40,057	50,842	55.9%
Office Expense & Supplies	3,265	3,265	729	2,536	77.7%
Maintenance & Repair	500	500	29	471	94.2%
Professional Services	1,685	1,685	618	1,067	63.3%
Special Personnel Services	192,800	190,800	44,824	145,976	76.5%
Other Services & Charges	2,000	2,000	1,500	500	25.0%
Other Expenses	5,200	5,200	1,966	3,234	62.2%
Travel	1,000	1,000	682	318	31.8%
Total	\$ 617,799	\$ 617,799	\$ 218,900	\$ 398,899	64.6%

	Original FY 2018 / 19 Budget	Adjusted FY 2018 / 19 Budget	Year to Date Activity	Available Balance	Percent of Budget Available
3140 County Court at Law 4					
Salaries	\$ 316,014	\$ 316,014	\$ 126,109	\$ 189,905	60.1%
Other Salary & Supplements	3,590	3,590	612	2,979	83.0%
Employee Benefits	94,669	94,669	35,750	58,919	62.2%
Office Expense & Supplies	3,565	3,565	1,801	1,764	49.5%
Maintenance & Repair	500	500	29	471	94.2%
Professional Services	1,685	1,685	248	1,437	85.3%
Special Personnel Services	192,800	192,800	50,488	142,312	73.8%
Other Services & Charges	2,000	2,000	1,500	500	25.0%
Other Expenses	4,025	4,025	1,361	2,664	66.2%
Travel	1,000	1,000	-	1,000	100.0%
Total	\$ 619,848	\$ 619,848	\$ 217,898	\$ 401,950	64.8%
3150 County Court at Law 5					
Salaries	\$ 377,546	\$ 377,546	\$ 148,930	\$ 228,616	60.6%
Salaries Overtime	-	-	-	-	0.0%
Other Salary & Supplements	2,000	7,000	3,296	3,704	52.9%
Employee Benefits	120,014	120,014	49,303	70,711	58.9%
Office Expense & Supplies	5,500	5,500	2,098	3,402	61.9%
Maintenance & Repair	500	500	29	471	94.2%
Professional Services	1,685	1,685	193	1,492	88.5%
Special Personnel Services	461,500	461,500	257,410	204,090	44.2%
Other Services & Charges	2,000	2,000	1,500	500	25.0%
Other Expenses	6,000	6,000	1,996	4,004	66.7%
Travel	1,300	1,300	-	1,300	100.0%
Total	\$ 978,045	\$ 983,045	\$ 464,756	\$ 518,289	52.7%
3200 Legal Aid					
Salaries	\$ 61,908	\$ 61,908	\$ 23,264	\$ 38,644	62.4%
Employee Benefits	13,093	13,093	4,938	8,155	62.3%
Office Expense & Supplies	3,792	3,792	1,701	2,091	55.2%
Other Services & Charges	25,000	25,000	25,000	-	0.0%
Total	\$ 103,793	\$ 103,793	\$ 54,903	\$ 48,890	47.1%

	Original FY 2018 / 19 Budget	Adjusted FY 2018 / 19 Budget	Year to Date Activity	Available Balance	Percent of Budget Available
3250 Magistrate/ DWI Drug Court					
Salaries	\$ 195,750	\$ 201,356	\$ 76,559	\$ 124,797	62.0%
Other Salary & Supplements	1,920	1,920	739	1,182	61.5%
Employee Benefits	61,462	62,598	25,167	37,431	59.8%
Office Expense & Supplies	2,650	2,650	2,949	(299)	-11.3%
Professional Services	1,200	-	-	-	0.0%
Special Personnel Services	3,000	200	-	200	100.0%
Other Services & Charges	2,200	2,200	294	1,906	86.6%
Other Expenses	6,150	6,150	1,525	4,625	75.2%
Travel	3,000	258	-	258	100.0%
Total	\$ 277,332	\$ 277,332	\$ 107,233	\$ 170,099	61.3%
3300 Court Administration					
Salaries	\$ 272,923	\$ 272,923	\$ 104,976	\$ 167,947	61.5%
Other Salary & Supplements	38,800	38,800	16,343	22,457	57.9%
Employee Benefits	117,296	117,296	47,317	69,979	59.7%
Office Expense & Supplies	5,700	5,400	958	4,442	82.3%
Food & Kitchen Expenses	1,200	1,200	502	698	58.1%
Maintenance & Repair	1,000	600	40	560	93.3%
Professional Services	500	1,500	975	525	35.0%
Special Personnel Services	267,500	267,500	4,659	262,841	98.3%
Other Services & Charges	53,270	52,970	51,228	1,742	3.3%
Other Expenses	6,900	6,900	1,166	5,734	83.1%
Travel	2,600	2,600	534	2,066	79.4%
Total	\$ 767,689	\$ 767,689	\$ 228,700	\$ 538,989	70.2%

	Original FY 2018 / 19 Budget	Adjusted FY 2018 / 19 Budget	Year to Date Activity	Available Balance	Percent of Budget Available
3305 Title IV-D Court					
Salaries	\$ 134,764	\$ 134,764	\$ 45,470	\$ 89,294	66.3%
Other Salary & Supplements	1,800	1,800	692	1,108	61.5%
Employee Benefits	48,708	48,708	18,606	30,102	61.8%
Office Expense & Supplies	1,370	1,370	355	1,015	74.1%
Maintenance & Repair	250	250	29	221	88.3%
Professional Services	1,035	1,035	193	842	81.3%
Other Services & Charges	300	300	-	300	100.0%
Total	\$ 188,227	\$ 188,227	\$ 65,347	\$ 122,880	65.3%
3310 28th District Court					
Salaries	\$ 170,428	\$ 170,428	\$ 64,918	\$ 105,510	61.9%
Salaries Overtime	1,000	1,000	-	1,000	100.0%
Other Salary & Supplements	24,620	24,620	9,277	15,343	62.3%
Employee Benefits	48,593	48,593	19,222	29,371	60.4%
Office Expense & Supplies	3,725	3,725	818	2,907	78.0%
Maintenance & Repair	500	500	29	471	94.2%
Professional Services	1,785	1,785	618	1,167	65.4%
Special Personnel Services	345,340	345,340	90,810	254,530	73.7%
Other Services & Charges	2,200	2,200	1,500	700	31.8%
Other Expenses	3,335	3,335	1,045	2,290	68.7%
Travel	1,500	1,500	835	665	44.3%
Total	\$ 603,026	\$ 603,026	\$ 189,073	\$ 413,953	68.6%

	Original FY 2018 / 19 Budget	Adjusted FY 2018 / 19 Budget	Year to Date Activity	Available Balance	Percent of Budget Available
3320 94th District Court					
Salaries	\$ 171,786	\$ 171,786	\$ 65,485	\$ 106,301	61.9%
Salaries Overtime	-	-	-	-	0.0%
Other Salary & Supplements	23,840	23,840	8,977	14,863	62.3%
Employee Benefits	68,273	68,273	28,006	40,267	59.0%
Office Expense & Supplies	3,625	3,625	856	2,769	76.4%
Maintenance & Repair	500	500	29	471	94.2%
Professional Services	1,785	1,785	643	1,142	64.0%
Special Personnel Services	347,140	347,140	92,559	254,581	73.3%
Other Services & Charges	2,200	2,200	1,500	700	31.8%
Other Expenses	3,760	3,760	1,268	2,492	66.3%
Travel	1,500	1,500	692	808	53.9%
Total	\$ 624,409	\$ 624,409	\$ 200,014	\$ 424,395	68.0%
3330 105th District Court					
Salaries	\$ 151,843	\$ 151,843	\$ 57,693	\$ 94,150	62.0%
Salaries Overtime	1,000	1,000	-	1,000	100.0%
Other Salary & Supplements	20,660	20,660	7,754	12,906	62.5%
Employee Benefits	59,481	59,481	24,487	34,994	58.8%
Office Expense & Supplies	3,525	3,525	534	2,991	84.9%
Maintenance & Repair	500	500	29	471	94.2%
Professional Services	1,785	1,785	603	1,182	66.2%
Special Personnel Services	181,140	181,140	75,556	105,584	58.3%
Other Services & Charges	2,200	2,200	1,575	625	28.4%
Other Expenses	2,800	2,800	763	2,037	72.8%
Travel	1,500	1,500	881	619	41.3%
Total	\$ 426,434	\$ 426,434	\$ 169,875	\$ 256,559	60.2%

	Original FY 2018 / 19 Budget	Adjusted FY 2018 / 19 Budget	Year to Date Activity	Available Balance	Percent of Budget Available
3340 117th District Court					
Salaries	\$ 183,794	\$ 183,794	\$ 70,020	\$ 113,774	61.9%
Salaries Overtime	1,000	1,000	-	1,000	100.0%
Other Salary & Supplements	24,380	24,380	9,185	15,195	62.3%
Employee Benefits	74,849	74,849	30,741	44,108	58.9%
Office Expense & Supplies	3,625	3,625	2,079	1,546	42.6%
Maintenance & Repair	500	500	29	471	94.2%
Professional Services	1,785	1,785	543	1,242	69.6%
Special Personnel Services	345,840	345,840	106,090	239,751	69.3%
Other Services & Charges	2,200	2,200	1,794	406	18.5%
Other Expenses	3,760	3,760	1,267	2,493	66.3%
Travel	1,500	1,500	692	808	53.9%
Total	\$ 643,233	\$ 643,233	\$ 222,440	\$ 420,793	65.4%
3350 148th District Court					
Salaries	\$ 157,147	\$ 157,147	\$ 59,802	\$ 97,345	61.9%
Salaries Overtime	1,000	1,000	199	801	80.1%
Other Salary & Supplements	21,920	21,920	8,239	13,682	62.4%
Employee Benefits	69,057	69,057	28,594	40,463	58.6%
Office Expense & Supplies	3,525	3,525	2,726	799	22.7%
Maintenance & Repair	500	500	29	471	94.2%
Professional Services	1,785	1,785	993	792	44.4%
Special Personnel Services	346,140	346,140	113,086	233,054	67.3%
Other Services & Charges	2,200	2,200	1,970	230	10.5%
Other Expenses	3,220	3,220	846	2,374	73.7%
Travel	1,500	1,500	440	1,060	70.7%
Total	\$ 607,994	\$ 607,994	\$ 216,925	\$ 391,069	64.3%

	Original FY 2018 / 19 Budget	Adjusted FY 2018 / 19 Budget	Year to Date Activity	Available Balance	Percent of Budget Available
3360 214th District Court					
Salaries	\$ 151,822	\$ 151,822	\$ 54,075	\$ 97,747	64.4%
Salaries Overtime	1,000	1,000	608	392	39.2%
Other Salary & Supplements	20,000	22,100	11,581	10,519	47.6%
Employee Benefits	55,480	55,480	27,914	27,566	49.7%
Office Expense & Supplies	3,925	3,925	2,153	1,772	45.1%
Maintenance & Repair	500	500	29	471	94.2%
Professional Services	1,785	1,785	193	1,592	89.2%
Special Personnel Services	346,140	344,040	135,619	208,421	60.6%
Other Services & Charges	2,200	2,200	1,900	300	13.6%
Other Expenses	2,610	2,610	846	1,764	67.6%
Travel	1,500	1,500	-	1,500	100.0%
Total	\$ 586,962	\$ 586,962	\$ 234,919	\$ 352,043	60.0%
3370 319th District Court					
Salaries	\$ 162,578	\$ 162,578	\$ 58,355	\$ 104,223	64.1%
Salaries Overtime	1,000	1,000	-	1,000	100.0%
Other Salary & Supplements	21,920	21,920	8,239	13,682	62.4%
Employee Benefits	54,188	54,188	23,428	30,760	56.8%
Office Expense & Supplies	3,625	3,625	694	2,931	80.9%
Maintenance & Repair	500	500	29	471	94.2%
Professional Services	1,785	1,785	193	1,592	89.2%
Special Personnel Services	346,140	346,140	72,574	273,566	79.0%
Other Services & Charges	2,200	2,200	1,644	556	25.3%
Other Expenses	3,000	3,000	831	2,169	72.3%
Travel	1,500	1,500	-	1,500	100.0%
Total	\$ 598,436	\$ 598,436	\$ 165,987	\$ 432,449	72.3%

	Original FY 2018 / 19 Budget	Adjusted FY 2018 / 19 Budget	Year to Date Activity	Available Balance	Percent of Budget Available
3380 347th District Court					
Salaries	\$ 183,476	\$ 183,476	\$ 69,490	\$ 113,986	62.1%
Salaries Overtime	1,000	1,000	193	807	80.7%
Other Salary & Supplements	23,480	23,480	8,839	14,642	62.4%
Employee Benefits	87,381	87,381	36,419	50,962	58.3%
Office Expense & Supplies	4,125	4,125	757	3,368	81.6%
Maintenance & Repair	500	500	29	471	94.2%
Professional Services	1,785	1,785	543	1,242	69.6%
Special Personnel Services	346,140	346,140	86,674	259,466	75.0%
Other Services & Charges	2,200	2,200	1,650	550	25.0%
Other Expenses	3,000	3,000	831	2,169	72.3%
Travel	1,500	1,500	693	807	53.8%
Total	\$ 654,587	\$ 654,587	\$ 206,118	\$ 448,470	68.5%
3480 Juvenile Probation					
Salaries	\$ 1,653,427	\$ 1,653,427	\$ 611,116	\$ 1,042,311	63.0%
Salaries Overtime	4,500	8,000	5,421	2,579	32.2%
Other Salary & Supplements	27,060	27,060	10,546	16,514	61.0%
Employee Benefits	701,999	701,999	283,770	418,229	59.6%
Other Personnel Expense	50,000	50,000	16,505	33,495	67.0%
Office Expense & Supplies	22,494	18,994	8,075	10,919	57.5%
Telephone & Utilities	10,200	10,200	1,226	8,974	88.0%
Maintenance & Repair	16,414	16,414	4,279	12,135	73.9%
Professional Services	11,600	11,600	3,418	8,182	70.5%
Other Services & Charges	23,943	23,943	9,227	14,716	61.5%
Other Expenses	14,100	14,100	4,857	9,243	65.6%
Travel	35,000	35,000	10,584	24,416	69.8%
Total	\$ 2,570,737	\$ 2,570,737	\$ 969,024	\$ 1,601,713	62.3%

	Original FY 2018 / 19 Budget	Adjusted FY 2018 / 19 Budget	Year to Date Activity	Available Balance	Percent of Budget Available
3490 Juvenile Detention					
Salaries	\$ 876,772	\$ 854,772	\$ 299,480	\$ 555,292	65.0%
Salaries Overtime	27,560	59,560	44,312	15,248	25.6%
Other Salary & Supplements	53,900	53,900	18,494	35,406	65.7%
Employee Benefits	409,417	409,417	159,506	249,911	61.0%
Office Expense & Supplies	9,300	9,300	5,693	3,607	38.8%
Food & Kitchen Expenses	110,000	110,000	43,490	66,510	60.5%
Maintenance & Repair	9,000	9,000	2,065	6,935	77.1%
Professional Services	5,000	5,000	3,111	1,889	37.8%
Other Services & Charges	11,000	11,000	3,049	7,951	72.3%
Other Expenses	15,020	15,020	4,370	10,650	70.9%
Travel	1,800	1,800	-	1,800	100.0%
Total	\$ 1,528,769	\$ 1,538,769	\$ 583,569	\$ 955,200	62.1%
3492 Juvenile Justice Post-Adjudica					
Salaries	\$ 1,032,583	\$ 963,383	\$ 322,891	\$ 640,492	66.5%
Salaries Overtime	30,000	60,200	32,368	27,832	46.2%
Other Salary & Supplements	34,760	63,760	17,510	46,250	72.5%
Employee Benefits	470,293	470,293	171,897	298,396	63.4%
Office Expense & Supplies	8,050	8,050	3,192	4,858	60.3%
Food & Kitchen Expenses	95,000	95,000	25,867	69,133	72.8%
Maintenance & Repair	10,500	10,500	1,164	9,336	88.9%
Professional Services	6,300	6,300	3,063	3,237	51.4%
Other Services & Charges	9,000	9,000	3,549	5,451	60.6%
Other Expenses	3,300	3,300	884	2,416	73.2%
Travel	900	900	81	819	91.0%
Total	\$ 1,700,686	\$ 1,690,686	\$ 582,465	\$ 1,108,221	65.5%

	Original FY 2018 / 19 Budget	Adjusted FY 2018 / 19 Budget	Year to Date Activity	Available Balance	Percent of Budget Available
3510 District Clerk-Jury Admin					
Salaries	\$ 71,668	\$ 71,668	\$ 26,298	\$ 45,370	63.3%
Salaries Overtime	1,000	1,000	-	1,000	100.0%
Other Salary & Supplements	17,180	17,180	3,937	13,243	77.1%
Employee Benefits	23,467	23,467	9,555	13,912	59.3%
Office Expense & Supplies	118,300	118,300	65,987	52,313	44.2%
Maintenance & Repair	45,359	45,359	45,359	-	0.0%
Professional Services	18,968	18,968	2,000	16,968	89.5%
Special Personnel Services	540,530	540,530	152,150	388,380	71.9%
Other Expenses	2,600	2,600	10,477	(7,877)	-303.0%
Total	\$ 839,072	\$ 839,072	\$ 315,763	\$ 523,309	62.4%
3530 District Clerk					
Salaries	\$ 1,973,410	\$ 1,973,410	\$ 686,012	\$ 1,287,398	65.2%
Salaries Overtime	10,000	10,000	1,669	8,331	83.3%
Other Salary & Supplements	31,040	31,040	7,939	23,102	74.4%
Employee Benefits	904,763	904,763	369,731	535,032	59.1%
Other Personnel Expense	10,260	10,260	4,171	6,089	59.3%
Office Expense & Supplies	92,315	92,315	52,295	40,020	43.4%
Maintenance & Repair	4,000	4,000	120	3,880	97.0%
Professional Services	10,000	10,000	360	9,640	96.4%
Other Services & Charges	500	500	-	500	100.0%
Other Expenses	34,024	34,024	3,452	30,572	89.9%
Travel	10,000	10,000	36	9,964	99.6%
Total	\$ 3,080,312	\$ 3,080,312	\$ 1,125,784	\$ 1,954,528	63.5%

	Original FY 2018 / 19 Budget	Adjusted FY 2018 / 19 Budget	Year to Date Activity	Available Balance	Percent of Budget Available
3600 Justice of the Peace 1-1					
Salaries	\$ 184,373	\$ 184,373	\$ 70,534	\$ 113,839	61.7%
Salaries Overtime	1,000	1,000	-	1,000	100.0%
Other Salary & Supplements	4,440	3,264	1,648	1,616	49.5%
Employee Benefits	74,823	74,823	31,115	43,708	58.4%
Other Personnel Expense	3,900	3,900	1,625	2,275	58.3%
Office Expense & Supplies	4,100	4,100	823	3,277	79.9%
Telephone & Utilities	700	700	131	569	81.3%
Maintenance & Repair	500	500	-	500	100.0%
Professional Services	309	1,085	335	750	69.1%
Other Services & Charges	300	700	250	450	64.3%
Other Expenses	8,200	8,200	2,230	5,970	72.8%
Travel	2,700	2,700	1,071	1,629	60.3%
Total	\$ 285,345	\$ 285,345	\$ 109,762	\$ 175,583	61.5%
3610 Justice of the Peace 1-2					
Salaries	\$ 186,289	\$ 186,289	\$ 66,681	\$ 119,608	64.2%
Salaries Overtime	1,000	500	137	363	72.7%
Other Salary & Supplements	2,560	1,660	623	1,037	62.5%
Employee Benefits	55,691	55,691	21,850	33,841	60.8%
Other Personnel Expense	3,900	3,900	1,625	2,275	58.3%
Office Expense & Supplies	5,700	5,200	2,171	3,029	58.3%
Telephone & Utilities	1,000	1,500	109	1,391	92.7%
Maintenance & Repair	500	500	-	500	100.0%
Professional Services	-	1,600	300	1,300	81.3%
Special Personnel Services	300	300	-	300	100.0%
Other Services & Charges	300	664	-	664	100.0%
Other Expenses	3,500	3,500	1,159	2,341	66.9%
Travel	3,500	2,936	529	2,407	82.0%
Total	\$ 264,240	\$ 264,240	\$ 95,182	\$ 169,058	64.0%

	Original FY 2018 / 19 Budget	Adjusted FY 2018 / 19 Budget	Year to Date Activity	Available Balance	Percent of Budget Available
3613 Justice of the Peace 1-3					
Salaries	\$ 153,817	\$ 153,817	\$ 51,861	\$ 101,956	66.3%
Salaries Overtime	1,000	1,000	1,573	(573)	-57.3%
Other Salary & Supplements	15,860	15,860	7,387	8,473	53.4%
Employee Benefits	69,091	69,091	22,522	46,569	67.4%
Other Personnel Expense	3,900	3,900	1,138	2,763	70.8%
Office Expense & Supplies	2,800	2,800	1,283	1,517	54.2%
Telephone & Utilities	1,200	1,200	180	1,020	85.0%
Maintenance & Repair	500	500	-	500	100.0%
Professional Services	500	500	157	343	68.6%
Special Personnel Services	400	400	-	400	100.0%
Other Services & Charges	300	300	289	11	3.7%
Other Expenses	2,000	2,000	614	1,386	69.3%
Travel	4,000	4,000	884	3,116	77.9%
Total	\$ 255,368	\$ 255,368	\$ 87,886	\$ 167,482	65.6%
3621 Justice of the Peace 2-1					
Salaries	\$ 182,861	\$ 182,861	\$ 69,993	\$ 112,868	61.7%
Salaries Overtime	1,000	1,000	86	914	91.4%
Other Salary & Supplements	2,460	2,460	946	1,514	61.5%
Employee Benefits	75,448	75,448	35,274	40,174	53.2%
Other Personnel Expense	3,900	3,900	1,625	2,275	58.3%
Office Expense & Supplies	6,350	6,350	2,382	3,968	62.5%
Telephone & Utilities	7,030	7,030	1,067	5,963	84.8%
Maintenance & Repair	833	833	159	674	80.9%
Professional Services	1,500	1,500	300	1,200	80.0%
Other Services & Charges	53,138	53,138	20,628	32,510	61.2%
Other Expenses	2,800	2,800	791	2,009	71.7%
Travel	4,300	4,300	372	3,928	91.3%
Total	\$ 341,620	\$ 341,620	\$ 133,623	\$ 207,997	60.9%

	Original FY 2018 / 19 Budget	Adjusted FY 2018 / 19 Budget	Year to Date Activity	Available Balance	Percent of Budget Available
3622 Justice of the Peace 2-2					
Salaries	\$ 161,297	\$ 161,297	\$ 62,450	\$ 98,847	61.3%
Salaries Overtime	300	300	-	300	100.0%
Other Salary & Supplements	15,340	15,340	5,724	9,616	62.7%
Employee Benefits	62,953	62,953	28,333	34,620	55.0%
Other Personnel Expense	3,900	3,900	1,625	2,275	58.3%
Office Expense & Supplies	5,900	5,600	3,020	2,580	46.1%
Telephone & Utilities	720	720	104	616	85.6%
Maintenance & Repair	319	319	-	319	100.0%
Professional Services	600	750	600	150	20.0%
Other Services & Charges	200	350	297	53	15.0%
Other Expenses	2,600	2,600	951	1,649	63.4%
Travel	2,200	2,200	1,805	395	18.0%
Total	\$ 256,329	\$ 256,329	\$ 104,908	\$ 151,421	59.1%
3630 Justice of the Peace 3					
Salaries	\$ 126,496	\$ 126,496	\$ 46,609	\$ 79,887	63.2%
Other Salary & Supplements	5,743	5,743	485	5,258	91.6%
Employee Benefits	62,490	62,490	26,745	35,745	57.2%
Other Personnel Expense	3,900	3,900	1,625	2,275	58.3%
Office Expense & Supplies	3,200	3,200	829	2,371	74.1%
Maintenance & Repair	350	350	-	350	100.0%
Professional Services	2,200	2,200	450	1,750	79.5%
Other Services & Charges	300	300	60	240	80.0%
Other Expenses	2,000	2,000	612	1,388	69.4%
Travel	4,500	4,500	1,266	3,234	71.9%
Total	\$ 211,179	\$ 211,179	\$ 78,680	\$ 132,499	62.7%

	Original FY 2018 / 19 <u>Budget</u>	Adjusted FY 2018 / 19 <u>Budget</u>	Year to Date <u>Activity</u>	Available <u>Balance</u>	Percent of Budget <u>Available</u>
3640 Justice of the Peace 4					
Salaries	\$ 128,412	\$ 128,412	\$ 50,220	\$ 78,192	60.9%
Employee Benefits	54,825	54,825	23,434	31,391	57.3%
Other Personnel Expense	3,900	3,900	1,625	2,275	58.3%
Office Expense & Supplies	1,894	1,894	1,241	653	34.5%
Professional Services	450	450	300	150	33.3%
Other Services & Charges	300	300	165	135	44.9%
Other Expenses	2,820	2,820	938	1,882	66.7%
Travel	1,794	1,794	401	1,393	77.7%
Total	<u>\$ 194,395</u>	<u>\$ 194,395</u>	<u>\$ 78,324</u>	<u>\$ 116,071</u>	59.7%
3650 Justice of the Peace 5-1					
Salaries	\$ 163,312	\$ 163,312	\$ 63,000	\$ 100,312	61.4%
Salaries Overtime	500	500	-	500	100.0%
Other Salary & Supplements	8,144	8,144	1,223	6,921	85.0%
Employee Benefits	71,420	71,420	30,274	41,146	57.6%
Other Personnel Expense	3,900	3,900	1,625	2,275	58.3%
Office Expense & Supplies	5,600	5,600	1,746	3,854	68.8%
Maintenance & Repair	500	500	-	500	100.0%
Professional Services	1,000	1,000	150	850	85.0%
Special Personnel Services	225	225	-	225	100.0%
Other Services & Charges	275	275	-	275	100.0%
Other Expenses	2,509	2,509	608	1,901	75.8%
Travel	3,300	3,300	551	2,749	83.3%
Total	<u>\$ 260,685</u>	<u>\$ 260,685</u>	<u>\$ 99,177</u>	<u>\$ 161,508</u>	62.0%

	Original FY 2018 / 19 Budget	Adjusted FY 2018 / 19 Budget	Year to Date Activity	Available Balance	Percent of Budget Available
3655 Justice of the Peace 5-2					
Salaries	\$ 131,721	\$ 131,721	\$ 52,198	\$ 79,523	60.4%
Salaries Overtime	-	-	2,170	(2,170)	0.0%
Other Salary & Supplements	1,380	1,380	471	909	65.9%
Employee Benefits	60,062	60,062	22,782	37,280	62.1%
Other Personnel Expense	3,900	3,900	1,625	2,275	58.3%
Office Expense & Supplies	1,000	1,000	1,320	(320)	-32.0%
Maintenance & Repair	250	250	-	250	100.0%
Professional Services	250	250	-	250	100.0%
Other Expenses	1,800	1,800	266	1,534	85.2%
Travel	2,680	2,680	-	2,680	100.0%
Total	\$ 203,043	\$ 203,043	\$ 81,120	\$ 121,923	60.0%
3890 Medical Examiner					
Salaries	\$ 802,135	\$ 802,135	\$ 297,319	\$ 504,816	62.9%
Salaries Overtime	10,000	10,000	3,414	6,586	65.9%
Other Salary & Supplements	133,180	133,180	90,863	42,317	31.8%
Employee Benefits	271,318	271,318	98,757	172,561	63.6%
Other Personnel Expense	13,640	13,640	5,246	8,394	61.5%
Office Expense & Supplies	17,005	17,005	5,506	11,499	67.6%
Telephone & Utilities	2,148	2,148	442	1,706	79.4%
Maintenance & Repair	600	625	12	613	98.1%
Professional Services	135,000	134,975	42,765	92,210	68.3%
Other Services & Charges	140,100	140,100	50,060	90,040	64.3%
Other Expenses	7,700	7,700	2,550	5,150	66.9%
Travel	11,000	11,000	10,296	704	6.4%
Total	\$ 1,543,826	\$ 1,543,826	\$ 607,230	\$ 936,596	60.7%
Total Administration of Justice	\$ 23,142,527	\$ 23,147,527	\$ 8,468,761	\$ 14,678,766	63.4%

	Original FY 2018 / 19 Budget	Adjusted FY 2018 / 19 Budget	Year to Date Activity	Available Balance	Percent of Budget Available
Law Enforcement & Corrections					
3520 District Attorney					
Salaries	\$ 3,415,415	\$ 3,415,415	\$ 1,180,366	\$ 2,235,049	65.4%
Salaries Overtime	5,500	18,500	11,547	6,953	37.6%
Other Salary & Supplements	99,564	96,564	33,249	63,315	65.6%
Employee Benefits	1,298,294	1,298,294	483,375	814,919	62.8%
Other Personnel Expense	24,126	24,126	8,506	15,620	64.7%
Office Expense & Supplies	81,000	81,000	28,876	52,124	64.4%
Telephone & Utilities	6,000	6,000	436	5,564	92.7%
Maintenance & Repair	20,536	20,536	3,756	16,780	81.7%
Professional Services	44,328	44,328	13,766	30,562	68.9%
Special Personnel Services	19,500	19,500	6,818	12,682	65.0%
Other Services & Charges	23,193	23,193	4,896	18,297	78.9%
Other Expenses	48,218	48,218	11,904	36,314	75.3%
Travel	32,000	22,000	12,074	9,926	45.1%
Total	\$ 5,117,674	\$ 5,117,674	\$ 1,799,567	\$ 3,318,107	64.8%
3700 County Sheriff					
Salaries	\$ 2,831,420	\$ 2,831,420	\$ 1,021,265	\$ 1,810,155	63.9%
Salaries Overtime	95,000	95,000	48,627	46,373	48.8%
Other Salary & Supplements	116,460	116,460	58,799	57,661	49.5%
Employee Benefits	1,215,514	1,215,514	526,265	689,249	56.7%
Other Personnel Expense	-	500	125	375	74.9%
Office Expense & Supplies	46,000	46,000	21,736	24,264	52.7%
Telephone & Utilities	79,119	79,119	23,562	55,557	70.2%
Maintenance & Repair	379,752	379,752	72,246	307,506	81.0%
Professional Services	27,000	27,000	5,084	21,916	81.2%
Special Personnel Services	5,000	5,000	83	4,917	98.3%
Other Services & Charges	1,453,273	1,452,773	99,692	1,353,081	93.1%
Other Expenses	27,250	27,250	6,862	20,388	74.8%
Travel	4,652	4,652	781	3,871	83.2%
Total	\$ 6,280,440	\$ 6,280,440	\$ 1,885,127	\$ 4,395,313	70.0%

	Original FY 2018 / 19 Budget	Adjusted FY 2018 / 19 Budget	Year to Date Activity	Available Balance	Percent of Budget Available
3710 ID Jail Division					
Salaries	\$ 518,962	\$ 518,962	\$ 151,083	\$ 367,879	70.9%
Salaries Overtime	25,000	25,000	18,579	6,421	25.7%
Other Salary & Supplements	11,300	11,300	11,151	149	1.3%
Employee Benefits	243,450	243,450	90,938	152,512	62.6%
Office Expense & Supplies	20,000	20,000	6,683	13,317	66.6%
Maintenance & Repair	42,362	42,362	-	42,362	100.0%
Professional Services	500	500	-	500	100.0%
Other Services & Charges	500	500	25	475	95.0%
Other Expenses	4,250	4,250	1,297	2,953	69.5%
Travel	700	700	-	700	100.0%
Total	\$ 867,024	\$ 867,024	\$ 279,755	\$ 587,269	67.7%
3720 Jail					
Salaries	\$ 8,681,241	\$ 8,681,241	\$ 2,882,530	\$ 5,798,711	66.8%
Salaries Overtime	992,000	992,000	860,061	131,939	13.3%
Other Salary & Supplements	239,093	239,093	113,725	125,368	52.4%
Employee Benefits	3,745,758	3,745,758	1,804,435	1,941,323	51.8%
Other Personnel Expense	-	3,000	2,531	470	15.7%
Office Expense & Supplies	180,700	157,700	70,415	87,285	55.3%
Food & Kitchen Expenses	1,475,000	1,475,000	457,542	1,017,458	69.0%
Telephone & Utilities	3,000	3,000	1,480	1,520	50.7%
Maintenance & Repair	127,000	147,000	37,714	109,286	74.3%
Professional Services	3,000	3,000	473	2,527	84.2%
Special Personnel Services	4,000	4,000	-	4,000	100.0%
Other Services & Charges	180,498	180,498	47,568	132,930	73.6%
Other Expenses	26,200	26,200	10,355	15,845	60.5%
Travel	1,800	1,800	-	1,800	100.0%
Total	\$ 15,659,290	\$ 15,659,290	\$ 6,288,827	\$ 9,370,463	59.8%

	Original FY 2018 / 19 Budget	Adjusted FY 2018 / 19 Budget	Year to Date Activity	Available Balance	Percent of Budget Available
3810 Constable 1					
Salaries	\$ 483,056	\$ 483,056	\$ 176,480	\$ 306,576	63.5%
Salaries Overtime	-	-	232	(232)	0.0%
Other Salary & Supplements	29,380	29,380	10,811	18,569	63.2%
Employee Benefits	231,060	231,060	97,054	134,006	58.0%
Other Personnel Expense	7,020	7,020	2,925	4,095	58.3%
Office Expense & Supplies	4,100	4,100	3,068	1,032	25.2%
Telephone & Utilities	1,550	1,550	275	1,275	82.2%
Maintenance & Repair	58,028	58,028	18,849	39,179	67.5%
Professional Services	-	400	120	280	70.0%
Other Services & Charges	16,740	16,340	500	15,840	96.9%
Other Expenses	2,200	2,200	708	1,492	67.8%
Total	\$ 833,134	\$ 833,134	\$ 311,022	\$ 522,112	62.7%
3820 Constable 2					
Salaries	\$ 438,277	\$ 438,277	\$ 156,571	\$ 281,706	64.3%
Other Salary & Supplements	23,420	23,420	9,469	13,951	59.6%
Employee Benefits	191,605	191,605	82,077	109,528	57.2%
Other Personnel Expense	7,020	7,020	2,925	4,095	58.3%
Office Expense & Supplies	4,943	4,943	823	4,120	83.3%
Telephone & Utilities	1,950	1,950	352	1,598	81.9%
Maintenance & Repair	54,338	54,338	10,954	43,384	79.8%
Professional Services	930	930	919	11	1.2%
Other Services & Charges	7,760	7,760	137	7,623	98.2%
Other Expenses	1,989	1,989	680	1,309	65.8%
Travel	750	750	-	750	100.0%
Total	\$ 732,982	\$ 732,982	\$ 264,909	\$ 468,073	63.9%

	Original FY 2018 / 19 Budget	Adjusted FY 2018 / 19 Budget	Year to Date Activity	Available Balance	Percent of Budget Available
3830 Constable 3					
Salaries	\$ 321,892	\$ 321,892	\$ 113,200	\$ 208,692	64.8%
Salaries Overtime	9,500	9,500	-	9,500	100.0%
Other Salary & Supplements	13,320	13,320	5,233	8,087	60.7%
Employee Benefits	150,937	150,937	60,689	90,248	59.8%
Other Personnel Expense	7,020	7,020	2,925	4,095	58.3%
Office Expense & Supplies	1,800	1,800	794	1,006	55.9%
Telephone & Utilities	1,910	1,910	215	1,695	88.8%
Maintenance & Repair	48,796	48,796	9,428	39,368	80.7%
Professional Services	500	500	300	200	40.0%
Other Services & Charges	6,133	6,133	3,839	2,294	37.4%
Other Expenses	2,011	2,011	529	1,482	73.7%
Travel	600	600	-	600	100.0%
Total	\$ 564,419	\$ 564,419	\$ 197,152	\$ 367,267	65.1%
3840 Constable 4					
Salaries	\$ 363,039	\$ 363,039	\$ 140,088	\$ 222,951	61.4%
Salaries Overtime	4,000	4,000	14	3,986	99.7%
Other Salary & Supplements	16,060	16,060	6,954	9,106	56.7%
Employee Benefits	178,616	178,616	81,349	97,267	54.5%
Other Personnel Expense	7,020	7,020	2,925	4,095	58.3%
Office Expense & Supplies	2,200	2,050	490	1,560	76.1%
Food & Kitchen Expenses	100	100	-	100	100.0%
Telephone & Utilities	1,100	1,100	355	745	67.8%
Maintenance & Repair	49,557	49,557	7,536	42,021	84.8%
Professional Services	500	650	630	20	3.1%
Other Services & Charges	5,549	5,549	720	4,829	87.0%
Other Expenses	1,000	1,000	-	1,000	100.0%
Total	\$ 628,741	\$ 628,741	\$ 241,060	\$ 387,681	61.7%

	Original FY 2018 / 19 Budget	Adjusted FY 2018 / 19 Budget	Year to Date Activity	Available Balance	Percent of Budget Available
3850 Constable 5					
Salaries	\$ 587,407	\$ 587,407	\$ 209,755	\$ 377,652	64.3%
Salaries Overtime	6,338	6,338	-	6,338	100.0%
Other Salary & Supplements	31,020	31,020	14,951	16,069	51.8%
Employee Benefits	274,468	274,468	118,183	156,285	56.9%
Office Expense & Supplies	5,200	5,200	445	4,755	91.4%
Telephone & Utilities	3,600	3,600	539	3,061	85.0%
Maintenance & Repair	89,980	89,980	18,232	71,748	79.7%
Professional Services	800	800	555	245	30.6%
Other Services & Charges	26,571	26,571	2,236	24,335	91.6%
Other Expenses	3,000	3,000	996	2,004	66.8%
Travel	3,200	3,200	591	2,609	81.5%
Total	\$ 1,031,584	\$ 1,031,584	\$ 366,483	\$ 665,101	64.5%
Total Law Enforcement & Corrections	\$ 31,715,288	\$ 31,715,288	\$ 11,633,903	\$ 20,081,385	63.3%
Social Services					
4110 Social Services-Administration					
Salaries	\$ 709,421	\$ 709,421	\$ 238,889	\$ 470,532	66.3%
Salaries Overtime	-	19	19	0	0.9%
Other Salary & Supplements	5,700	5,700	2,192	3,508	61.5%
Employee Benefits	268,420	268,420	102,577	165,843	61.8%
Other Personnel Expense	14,401	14,401	6,647	7,754	53.8%
Office Expense & Supplies	8,100	7,400	1,344	6,056	81.8%
Telephone & Utilities	700	700	(14,890)	15,590	2227.2%
Maintenance & Repair	1,000	981	-	981	100.0%
Professional Services	26,511	26,511	-	26,511	100.0%
Special Personnel Services	-	700	303	398	56.8%
Other Services & Charges	37,231	37,231	15,718	21,513	57.8%
Other Expenses	11,194	11,194	2,941	8,253	73.7%
Travel	1,100	1,100	-	1,100	100.0%
Total	\$ 1,083,778	\$ 1,083,778	\$ 355,739	\$ 728,039	67.2%
4120 Direct Social Services					
Food & Kitchen Expenses	\$ 38,000	\$ 38,000	\$ 10,406	\$ 27,594	72.6%
Telephone & Utilities	202,170	202,170	56,919	145,251	71.8%
Other Services & Charges	324,844	324,844	124,703	200,142	61.6%
Total	\$ 565,014	\$ 565,014	\$ 192,028	\$ 372,986	66.0%

	Original FY 2018 / 19 Budget	Adjusted FY 2018 / 19 Budget	Year to Date Activity	Available Balance	Percent of Budget Available
4130 Children Protective Services					
Salaries	\$ 30,318	\$ 30,318	\$ 11,081	\$ 19,237	63.5%
Employee Benefits	14,240	14,240	5,919	8,321	58.4%
Office Expense & Supplies	1,120	1,120	714	406	36.2%
Maintenance & Repair	290	290	-	290	100.0%
Professional Services	400	400	-	400	100.0%
Other Services & Charges	56,600	56,600	26,390	30,210	53.4%
Travel	1,000	1,000	18	982	98.2%
Total	\$ 103,968	\$ 103,968	\$ 44,122	\$ 59,846	57.6%
4190 Senior Community Services					
Salaries	\$ 488,742	\$ 488,742	\$ 174,720	\$ 314,022	64.3%
Salaries Overtime	1,000	1,000	127	873	87.3%
Other Salary & Supplements	30,840	30,840	7,217	23,623	76.6%
Employee Benefits	234,667	234,667	96,130	138,537	59.0%
Office Expense & Supplies	7,500	7,500	3,836	3,664	48.9%
Food & Kitchen Expenses	160,000	160,000	62,545	97,455	60.9%
Telephone & Utilities	5,020	5,020	995	4,025	80.2%
Maintenance & Repair	40,584	40,584	13,851	26,733	65.9%
Professional Services	900	900	-	900	100.0%
Other Services & Charges	6,735	6,735	1,273	5,462	81.1%
Other Expenses	5,909	5,909	1,929	3,980	67.4%
Total	\$ 981,897	\$ 981,897	\$ 362,623	\$ 619,274	63.1%
4195 Hilltop Community Services					
Salaries	\$ 38,337	\$ 38,337	\$ 13,997	\$ 24,340	63.5%
Employee Benefits	15,926	15,926	6,507	9,419	59.1%
Office Expense & Supplies	2,500	2,500	224	2,276	91.0%
Maintenance & Repair	300	300	-	300	100.0%
Professional Services	450	450	-	450	100.0%
Other Expenses	1,800	1,800	483	1,317	73.1%
Total	\$ 59,313	\$ 59,313	\$ 21,212	\$ 38,101	64.2%
4300 Social Mental Services					
Special Personnel Services	43,847	43,847	500	43,347	98.9%
Other Services & Charges	98,214	98,214	18,155	80,059	81.5%
Total	\$ 142,061	\$ 142,061	\$ 18,655	\$ 123,406	86.9%
Total Social Services	<u>\$ 2,936,031</u>	<u>\$ 2,936,031</u>	<u>\$ 994,378</u>	<u>\$ 1,941,653</u>	66.1%

	Original FY 2018 / 19 Budget	Adjusted FY 2018 / 19 Budget	Year to Date Activity	Available Balance	Percent of Budget Available
Health, Safety & Sanitation					
5100 Emergency Services					
Other Services & Charges	\$ 39,540	\$ 39,540	\$ 10,000	\$ 29,540	74.7%
Total	\$ 39,540	\$ 39,540	\$ 10,000	\$ 29,540	74.7%
5105 Emergency Management					
Salaries	\$ 108,796	\$ 108,796	\$ 35,227	\$ 73,569	67.6%
Salaries Overtime	-	1,998	1,997	1	0.0%
Employee Benefits	31,255	31,255	9,634	21,621	69.2%
Office Expense & Supplies	4,600	4,304	1,987	2,317	53.8%
Telephone & Utilities	10,235	10,235	1,330	8,905	87.0%
Maintenance & Repair	7,500	7,500	274	7,226	96.3%
Professional Services	3,000	3,000	255	2,745	91.5%
Other Services & Charges	26,461	24,463	11,355	13,108	53.6%
Other Expenses	150	446	446	0	0.1%
Travel	6,000	6,000	1,073	4,927	82.1%
Total	\$ 197,997	\$ 197,997	\$ 63,578	\$ 134,419	67.9%
5200 911 Program					
Salaries	\$ 34,115	\$ 34,115	\$ 12,464	\$ 21,651	63.5%
Salaries Overtime	-	-	-	-	0.0%
Other Salary & Supplements	780	780	300	480	61.5%
Employee Benefits	15,199	15,199	6,272	8,927	58.7%
Office Expense & Supplies	523	523	49	474	90.6%
Telephone & Utilities	420	420	-	420	100.0%
Maintenance & Repair	1,860	1,860	55	1,805	97.1%
Professional Services	700	700	-	700	100.0%
Other Services & Charges	565	565	142	423	74.9%
Travel	600	600	-	600	100.0%
Total	\$ 54,762	\$ 54,762	\$ 19,282	\$ 35,480	64.8%

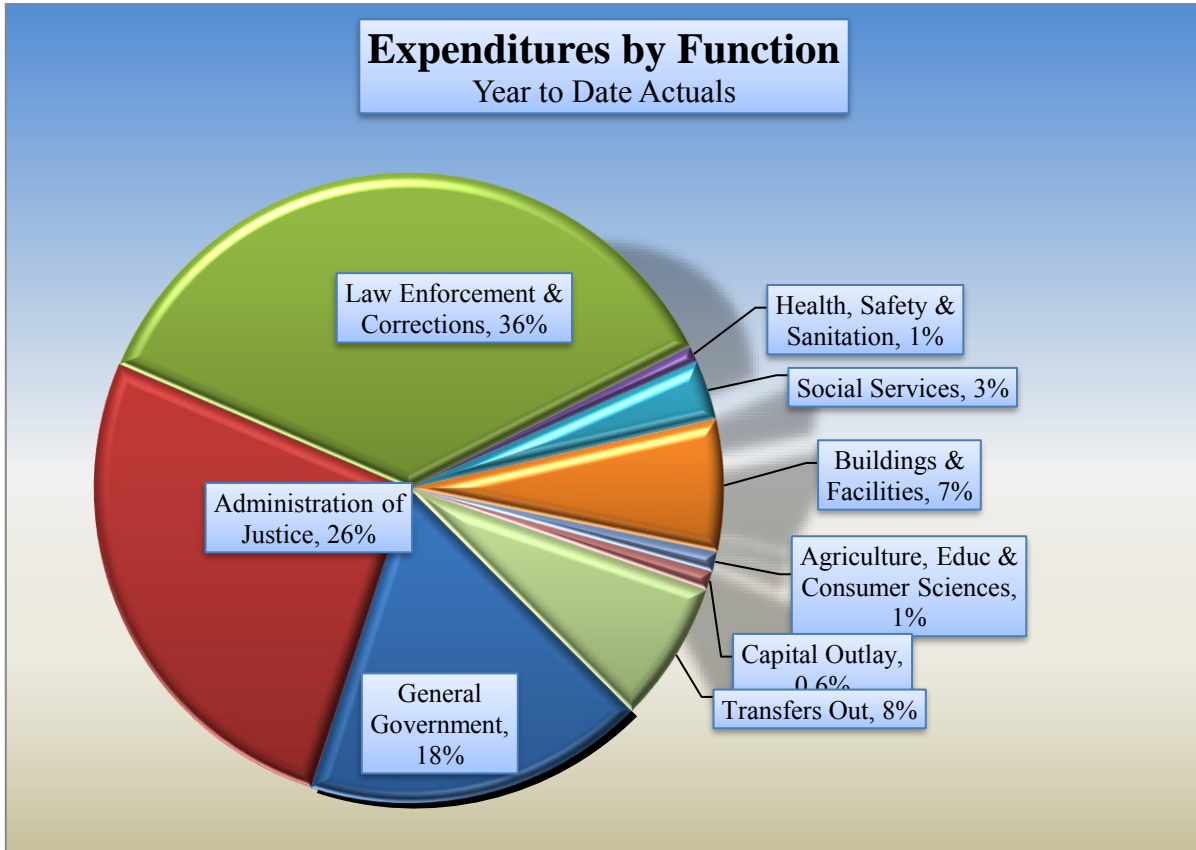
	Original FY 2018 / 19 Budget	Adjusted FY 2018 / 19 Budget	Year to Date Activity	Available Balance	Percent of Budget Available
5220 Environmental Enforcement					
Salaries	\$ 75,869	\$ 75,869	\$ 27,717	\$ 48,152	63.5%
Salaries Overtime	1,000	1,000	-	1,000	100.0%
Other Salary & Supplements	720	720	277	443	61.5%
Employee Benefits	25,298	25,298	10,738	14,560	57.6%
Office Expense & Supplies	800	800	127	673	84.1%
Telephone & Utilities	7,741	7,741	3,271	4,470	57.7%
Maintenance & Repair	11,717	11,717	2,739	8,978	76.6%
Professional Services	11,575	11,575	5,387	6,188	53.5%
Other Services & Charges	1,750	1,750	228	1,522	87.0%
Travel	2,088	2,088	516	1,572	75.3%
Total	\$ 138,558	\$ 138,558	\$ 51,000	\$ 87,558	63.2%
5330 Animal Control					
Salaries	\$ 198,030	\$ 198,030	\$ 74,040	\$ 123,990	62.6%
Salaries Overtime	6,500	6,500	991	5,509	84.8%
Other Salary & Supplements	1,440	1,440	554	886	61.5%
Employee Benefits	82,937	82,937	40,953	41,984	50.6%
Office Expense & Supplies	2,900	2,900	778	2,122	73.2%
Food & Kitchen Expenses	2,500	2,500	200	2,300	92.0%
Telephone & Utilities	6,155	6,155	721	5,434	88.3%
Maintenance & Repair	32,499	32,499	6,059	26,440	81.4%
Professional Services	1,000	1,000	-	1,000	100.0%
Other Services & Charges	7,638	7,638	2,001	5,637	73.8%
Other Expenses	1,229	1,229	309	920	74.8%
Travel	1,000	1,000	232	768	76.8%
Total	\$ 343,828	\$ 343,828	\$ 126,837	\$ 216,991	63.1%
Total Health, Safety & Sanitation	\$ 774,685	\$ 774,685	\$ 270,697	\$ 503,988	65.1%

	Original FY 2018 / 19 Budget	Adjusted FY 2018 / 19 Budget	Year to Date Activity	Available Balance	Percent of Budget Available
Agriculture, Educ & Consumer Scs					
6110 Agricultural Extension					
Salaries	\$ 121,504	\$ 121,504	\$ 41,824	\$ 79,680	65.6%
Other Salary & Supplements	53,895	53,895	20,729	33,166	61.5%
Employee Benefits	65,363	65,363	22,312	43,051	65.9%
Office Expense & Supplies	3,690	3,690	1,106	2,584	70.0%
Telephone & Utilities	2,200	2,200	360	1,840	83.7%
Maintenance & Repair	16,063	16,063	2,688	13,375	83.3%
Professional Services	1,225	1,187	-	1,187	100.0%
Other Services & Charges	6,038	6,038	3,715	2,323	38.5%
Other Expenses	6,250	6,250	1,659	4,591	73.5%
Travel	12,000	12,000	2,712	9,288	77.4%
Total	\$ 288,228	\$ 288,228	\$ 97,142	\$ 191,086	66.3%
6210 Family & Consumer Sciences					
Salaries	\$ 30,318	\$ 30,318	\$ 11,092	\$ 19,226	63.4%
Other Salary & Supplements	21,441	21,441	8,246	13,195	61.5%
Employee Benefits	18,761	18,761	6,638	12,123	64.6%
Office Expense & Supplies	2,850	2,850	234	2,616	91.8%
Food & Kitchen Expenses	300	300	-	300	100.0%
Telephone & Utilities	2,700	2,700	586	2,114	78.3%
Maintenance & Repair	5,620	5,620	1,202	4,418	78.6%
Professional Services	1,000	1,000	129	871	87.1%
Other Services & Charges	805	805	300	505	62.7%
Other Expenses	6,250	6,250	1,659	4,591	73.5%
Travel	3,000	3,000	744	2,256	75.2%
Total	\$ 93,045	\$ 93,045	\$ 30,832	\$ 62,213	66.9%

	Original FY 2018 / 19 Budget	Adjusted FY 2018 / 19 Budget	Year to Date Activity	Available Balance	Percent of Budget Available
6310 County Library					
Salaries	\$ 266,696	\$ 266,696	\$ 98,694	\$ 168,002	63.0%
Other Salary & Supplements	42,045	42,045	14,787	27,258	64.8%
Employee Benefits	112,224	112,224	50,465	61,759	55.0%
Other Personnel Expense	17,500	17,500	5,097	12,403	70.9%
Office Expense & Supplies	24,500	23,500	7,061	16,439	70.0%
Telephone & Utilities	1,450	1,450	314	1,136	78.4%
Maintenance & Repair	4,000	7,000	252	6,748	96.4%
Professional Services	21,000	21,000	5,471	15,529	73.9%
Other Services & Charges	60,350	56,350	21,296	35,054	62.2%
Other Expenses	7,000	7,000	1,539	5,461	78.0%
Travel	4,000	6,000	1,121	4,879	81.3%
Total	\$ 560,765	\$ 560,765	\$ 206,098	\$ 354,667	63.2%
Total Agriculture, Education & Consumer Sciences	\$ 942,038	\$ 942,038	\$ 334,072	\$ 607,966	64.5%
Capital Outlay					
1900 Capital Outlay					
Office Expense & Supplies	\$ 145,000	\$ 145,000	\$ 37,402	\$ 107,598	74.2%
Maintenance & Repair	85,000	85,000	41,592	43,408	51.1%
Reserve Appropriations	237,695	237,695	-	237,695	100.0%
Capital Outlay	590,000	590,000	238,131	351,869	59.6%
Total	\$ 1,057,695	\$ 1,057,695	\$ 317,126	\$ 740,569	70.0%
Total Capital Outlay	\$ 1,057,695	\$ 1,057,695	\$ 317,126	\$ 740,569	70.0%
Transfers Out					
9110 Transfers					
Operating Transfers-Out	\$ 8,564,215	\$ 8,564,215	\$ 2,341,887	\$ 6,222,328	72.7%
Total	\$ 8,564,215	\$ 8,564,215	\$ 2,341,887	\$ 6,222,328	72.7%
Total Transfers Out	\$ 8,564,215	\$ 8,564,215	\$ 2,341,887	\$ 6,222,328	72.7%
Grand Total General Fund	\$ 98,981,128	\$ 98,981,128	\$ 32,259,360	\$ 66,721,768	67.4%

**Nueces County, Texas
General Fund
February 28, 2019**

**General Fund Expenditures by Function
Year to Date Actuals**



Function	Year to Date Actuals	Percent of Total
General Government	\$5,654,173	18%
Administration of Justice	8,518,514	26%
Law Enforcement & Corrections	11,653,089	36%
Health, Safety & Sanitation	270,697	1%
Social Services	994,378	3%
Buildings & Facilities	2,175,425	7%
Agriculture, Educ & Consumer Sciences	334,072	1%
Capital Outlay	317,126	1%
Transfers Out	2,341,887	7%
Total	\$32,259,360	100%

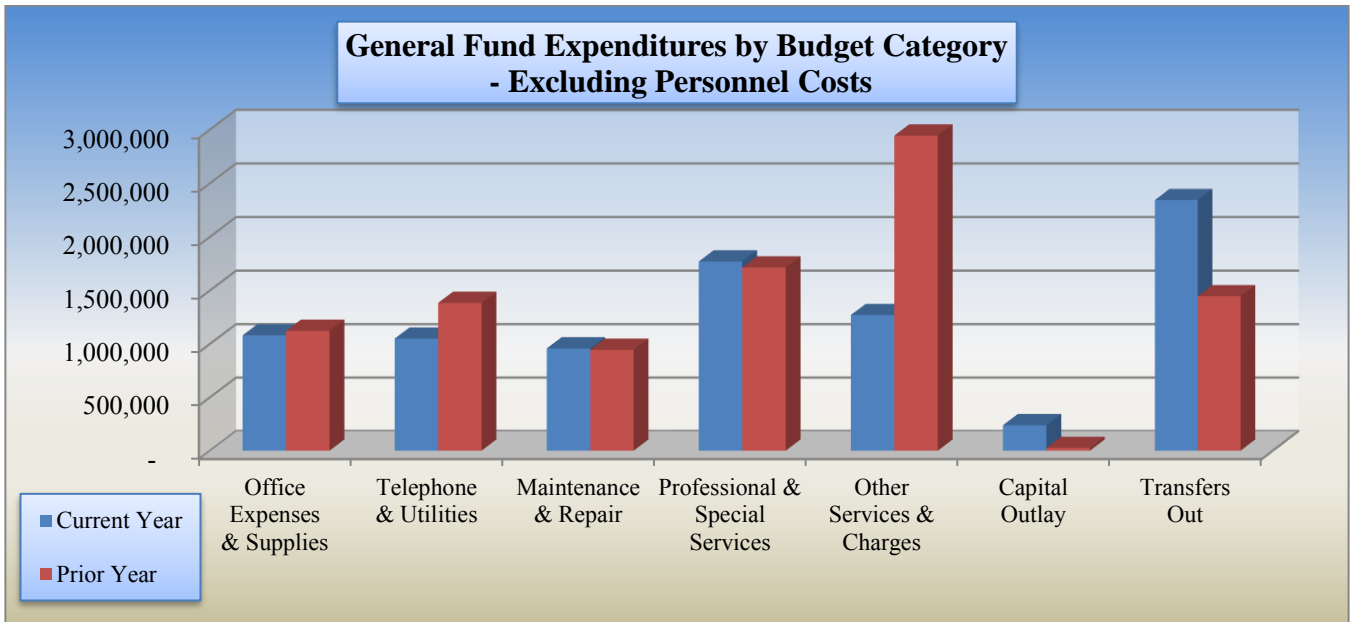
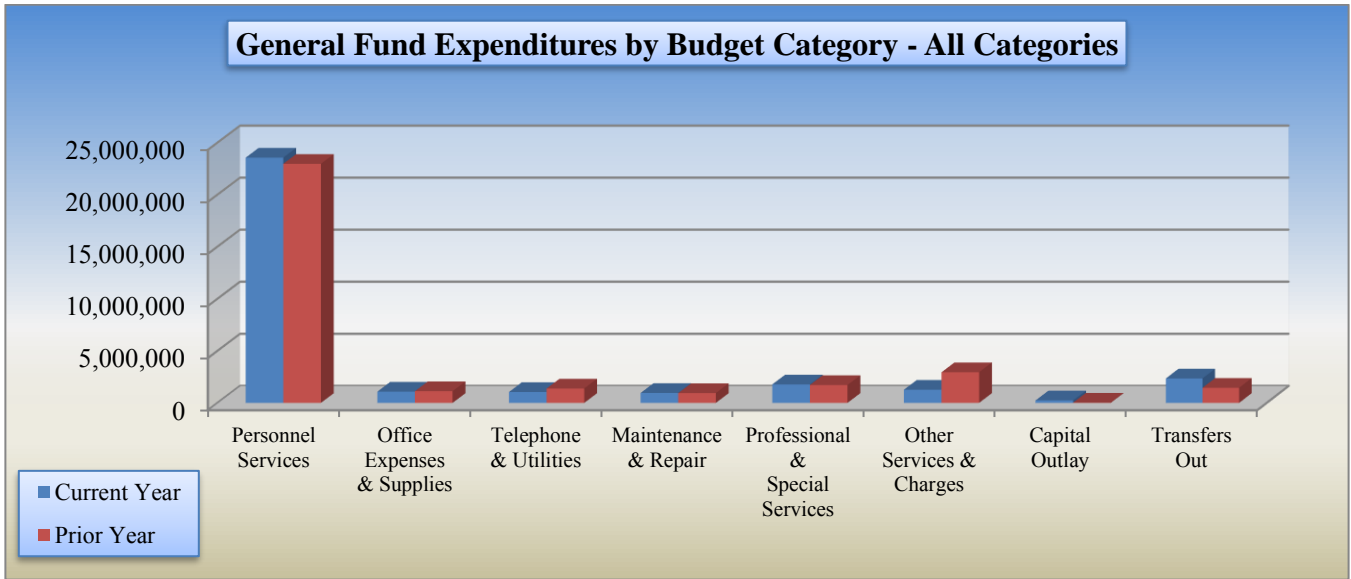
Nueces County, Texas
Comparison of Current Year to Prior Year Expenditures
General Fund
February 2018 vs February 2019

	2018 - 2019 Fiscal Year to Date <u>Actual</u>	2017 - 2018 Prior Year to Date <u>Actual</u>	Increase (Decrease)	Current to Prior Year Percentage Change
Salaries and Supplements	\$ 16,261,564	\$ 15,810,274	\$ 451,290	2.9%
Employee Benefits	7,167,280	7,016,205	151,075	2.2%
Other Personnel Expense	126,495	130,134	(3,639)	-2.8%
Office Expense & Supplies	478,349	521,659	(43,310)	-8.3%
Food & Kitchen Expenses	600,818	599,438	1,381	0.2%
Telephone & Utilities	1,048,918	1,382,632	(333,714)	-24.1%
Maint & Repair	957,209	943,929	13,279	1.4%
Professional Services	383,263	439,528	(56,264)	-12.8%
Special Personnel Services	1,386,460	1,274,009	112,451	8.8%
Other Services & Charges	1,049,846	2,683,593	(1,633,748)	-60.9%
Other Expense	135,019	185,359	(50,340)	-27.2%
Travel	84,120	74,222	9,898	13.3%
Capital Outlay	238,131	25,743	212,388	825.0%
Transfer to Other Funds	2,341,887	1,445,436	896,451	62.0%
Total General Fund Expenditures	\$ <u>32,259,360</u>	\$ <u>32,532,161</u>	\$ <u>(272,801)</u>	-0.8%

	Personnel Services	Office Expenses & Supplies	Telephone & Utilities	Maintenance & Repair	Professional & Special Services	Other Services & Charges	Capital Outlay	Transfers Out	Total
Current Year	23,555,339	1,079,167	1,048,918	957,209	1,769,724	1,268,985	238,131	2,341,887	32,259,360
Prior Year	22,956,613	1,121,097	1,382,632	943,929	1,713,537	2,943,174	25,743	1,445,436	32,532,161

**Nueces County, Texas
General Fund
February 28, 2019**

**General Fund 2 Year Comparison
Year to Date Actuals**



Nueces County, Texas
Statement of Expenditures Budget to Actual
Road and Bridge Fund
February 28, 2019

	Original FY 2018/19 Budget	Adjusted FY 2018/19 Budget	Year to Date Activity	Available Balance	Percent of Budget Available
<u>Road & Bridge</u>					
Salaries	\$ 2,650,433	\$ 2,650,433	\$ 798,686	\$ 1,851,747	70%
Employee Benefits	1,146,975	1,146,975	449,429	697,546	61%
Other Personnel Expense	10,688	10,688	4,111	6,577	62%
Office Expense & Supplies	16,386	16,386	7,283	9,103	56%
Telephone & Utilities	111,632	111,632	15,254	96,378	86%
Maint & Repair -Equip &	395,000	395,000	135,730	259,270	66%
Gasoline & Fuel	325,000	325,000	58,673	266,327	82%
Maint & Repair -Bldgs & Grounds	110,000	110,000	8,643	101,357	92%
Maint & Repair -Roads & Bridges	2,634,000	2,634,000	960,252	1,673,748	64%
Professional Services	70,000	70,000	15,737	54,263	78%
Reserve Apropriation	100,000	100,000	-	100,000	100%
Other Services & Charges	92,299	92,299	15,655	76,644	83%
Other Expense	9,300	9,300	3,070	6,230	67%
Travel	6,000	6,000	-	6,000	100%
Capital Outlay	527,604	527,604	426,307	101,297	19%
Operating Transfers-Out	16,080	16,080	4,020	12,060	75%
Subtotal - Road & Bridge	\$ 8,221,397	\$ 8,221,397	\$ 2,902,850	\$ 5,318,547	65%
<u>Engineering</u>					
Salaries	\$ 476,951	\$ 476,951	\$ 151,067	\$ 325,884	68%
Employee Benefits	177,178	177,178	68,297	108,881	61%
Other Personnel Expense	13,800	13,800	3,277	10,523	76%
Office Expense & Supplies	7,550	7,550	381	7,169	95%
Maint & Repair -Equip &	3,000	3,000	25	2,975	99%
Gasoline / Fuel	3,000	3,000	1,308	1,692	56%
Professional Services	22,966	22,966	1,010	21,956	96%
Other Services & Charges	12,405	12,405	10,560	1,845	15%
Travel	4,300	4,300	-	4,300	100%
Travel	4,000	4,000	568	3,432	86%
Capital Outlay	8,000	8,000	-	8,000	100%
Subtotal Engineering	\$ 733,150	\$ 733,150	\$ 236,494	\$ 496,656	68%
Road & Bridge Operating Net	\$ 7,488,247	\$ 7,488,247	\$ 2,666,355	\$ 4,821,892	
<u>Road Right of Way</u>					
Professional Services	\$ -	\$ -	\$ -	\$ -	0%
Other Services & Charges	127,666	127,666	-	127,666	100%
Subtotal - Road Right of Way	\$ 127,666	\$ 127,666	\$ -	\$ 127,666	100%
Total Expenditures Road & Bridge	\$ 9,082,213	\$ 9,082,213	\$ 3,139,344	\$ 5,942,869	65%

Nueces County, Texas
Comparison of Current Year to Prior Year Expenditures
Road and Bridge Fund
February 2018 vs February 2019

<u>Road & Bridge</u>	2018 - 19 Fiscal Year to Date <u>Actual</u>	2017 - 18 Prior Year to Date <u>Actual</u>	Increase (Decrease)	Current to Prior Year Percentage Change
Salaries	\$ 949,753	\$ 955,323	\$ (5,570)	-0.6%
Employee benefits	517,726	521,289	(3,563)	-0.7%
Other Personnel Expense	7,388	9,419	(2,031)	-21.6%
Office Expense & Supplies	7,664	11,906	(4,242)	-35.6%
Telephone & Utilities	15,254	29,720	(14,465)	-48.7%
Maintenance & Repair	1,164,631	1,385,861	(221,230)	-16.0%
Professional Services	16,747	16,238	510	3.1%
Other Services & Charges	26,215	34,963	(8,748)	-25.0%
Other Expense	3,070	3,804	(734)	-19.3%
Travel	568	1,934	(1,365)	-70.6%
Capital Outlay	426,307	497,816	(71,509)	-14.4%
Transfer to Other Funds	4,020	-	4,020	0.0%
Total Expenditures Road & Bridge	\$ <u>3,139,344</u>	\$ <u>3,468,271</u>	\$ <u>(328,927)</u>	-9.5%

Nueces County, Texas
Statement of Expenditures Budget to Actual
Inland and Coastal Parks Fund
February 28, 2019

	Original FY 2018/19 Budget	Adjusted FY 2018/19 Budget	Year to Date Activity	Remaining Balance	Percent of Budget Available
<u>Inland Parks</u>					
Salaries	\$ 733,461	\$ 733,461	\$ 246,246	\$ 487,215	66.4%
Employee Benefits	346,461	346,461	158,983	187,478	54.1%
Office Expense & Supplies	15,531	15,531	7,284	8,247	53.1%
Telephone & Utilities	197,520	197,520	52,853	144,667	73.2%
Maint & Repair - Equip & Veh	50,000	50,000	63,185	(13,185)	-26.4%
Gasoline/Fuel	55,000	55,000	-	55,000	100.0%
Maint & Repair - Bldg & Grounds	223,499	223,499	25,133	198,366	88.8%
Professional Services	5,000	5,000	-	5,000	100.0%
Other Services & Charges	39,712	39,712	6,498	33,214	83.6%
Other Expense	1,200	1,200	309	891	74.2%
Travel	500	500	-	500	100.0%
Capital Outlay	164,734	164,734	39,099	125,635	76.3%
Total Expenditures - Inland Parks	\$ 1,832,618	\$ 1,832,618	\$ 599,590	\$ 1,233,028	67.3%
<u>Coastal Parks</u>					
Salaries	\$ 821,405	\$ 821,405	\$ 225,675	\$ 595,730	72.5%
Employee Benefits	302,713	302,713	115,013	187,700	62.0%
Office Expense & Supplies	22,300	29,200	6,549	22,651	77.6%
Telephone & Utilities	585,000	585,000	87,218	497,782	85.1%
Maint & Repair - Equip & Veh	30,000	30,000	20,799	9,201	30.7%
Gasoline/Fuel	38,428	38,428	-	38,428	100.0%
Maint & Repair - Bldg & Grounds	194,000	194,000	57,591	136,409	70.3%
Professional Services	70,000	70,000	500	69,500	99.3%
Special Personnel Services	4,900	4,900	-	4,900	100.0%
Other Services & Charges	348,378	348,378	4,725	343,653	98.6%
Other Expense	88,325	88,325	5,804	82,521	93.4%
Travel	4,000	4,000	455	3,545	88.6%
Capital Outlay	56,565	49,665	-	49,665	100.0%
Subtotal - Coastal Parks	\$ 2,566,014	\$ 2,566,014	\$ 524,329	\$ 2,041,685	79.6%
<u>Beach Improvements</u>					
Salaries	\$ 40,000	\$ 33,000	\$ -	\$ 33,000	100.0%
Maint & Repair - Equip & Veh	20,000	20,000	-	20,000	100.0%
Maint & Repair - Bldg & Grounds	20,000	20,000	351	19,649	98.2%
Professional Services	20,000	27,000	14,000	13,000	48.1%
Contingency Appropriations	128,186	128,186	-	128,186	100.0%
Subtotal - Beach Improvements	\$ 228,186	\$ 228,186	\$ 14,351	\$ 213,835	93.7%
<u>Pier Fund</u>					
Salaries	\$ 81,767	\$ 81,767	\$ 17,039	\$ 64,728	79.2%
Employee Benefits	6,825	6,825	1,396	5,429	79.5%
Telephone & Utilities	3,500	3,500	1,451	2,049	58.5%
Maint & Repair Bldg & Grounds	3,500	3,500	75	3,425	97.9%
Other Services & Charges	1,000	1,000	86	914	91.4%
Transfer to Other Funds	200,000	200,000	-	200,000	100.0%
Subtotal - Pier Fund	\$ 296,592	\$ 296,592	\$ 20,047	\$ 276,545	93.2%
Total Expenditures Coastal Parks	\$ 3,090,792	\$ 3,090,792	\$ 558,727	\$ 2,532,065	81.9%

Nueces County, Texas
Comparison of Current Year to Prior Year Expenditures
Inland and Coastal Parks Fund
February 2018 vs February 2019

	2018 - 19 Fiscal Year to Date Activity	2017 - 18 Prior Year to Date Activity	Increase (Decrease)	Current to Prior Year Percentage Change
<u>Inland Parks</u>				
Salaries	\$ 246,246	\$ 249,151	\$ (2,905)	-1%
Employee Benefits	158,983	152,874	6,110	4%
Office Expense & Supplies	7,284	5,696	1,588	28%
Telephone & Utilities	52,853	61,416	(8,562)	-14%
Maintenance & Repair	70,535	111,134	(40,599)	-37%
Gasoline/Fuel	17,783	18,668	(885)	-5%
Professional Services	-	6,000	(6,000)	-100%
Other Services & Charges	6,498	16,600	(10,101)	-61%
Other Expense	309	476	(167)	-35%
Capital Outlay	39,099	23,806	15,293	64%
Total Expenditures - Inland Parks	\$ 599,590	\$ 645,821	\$ (46,231)	-7%
<u>Coastal Parks</u>				
Salaries	\$ 225,675	\$ 255,725	\$ (30,049)	-12%
Employee Benefits	115,013	131,238	(16,225)	-12%
Other Personnel Expense	-	2,492	(2,492)	-100%
Office Expense & Supplies	6,549	6,226	323	5%
Telephone & Utilities	87,218	160,694	(73,477)	-46%
Maintenance & Repair	78,390	50,461	27,930	55%
Professional Services	500	2,696	(2,196)	-81%
Other Services & Charges	4,725	91,785	(87,060)	-95%
Other Expense	5,804	17,113	(11,310)	-66%
Travel	455	314	141	45%
Subtotal - Coastal Parks	\$ 524,329	\$ 721,395	\$ (197,066)	-27%
<u>Beach Improvements</u>				
Maint & Repair	\$ 351	\$ (9,930)	\$ 10,281	0%
Professional Services	14,000	17,500	(3,500)	-20%
Subtotal - Beach Improvements	\$ 14,351	\$ 7,570	\$ 6,781	90%
<u>Pier Fund</u>				
Salaries	\$ 17,039	\$ 22,233	\$ (5,194)	-23%
Employee Benefits	1,396	1,831	(435)	-24%
Telephone & Utilities	1,451	1,251	200	16%
Maint & Repair Bldg & Grounds	75	-	75	0%
Other Services & Charges	86	72	14	19%
Subtotal - Pier Fund	\$ 20,047	\$ 25,387	\$ (5,340)	-21%
Total Expenditures Coastal Parks	\$ 558,727	\$ 754,353	\$ (195,625)	-26%

Nueces County, Texas
Statement of Expenditures Budget to Actual
Airport Fund
February 28, 2019

	Original FY 2018/19 Budget	Adjusted FY 2018/19 Budget	Year to Date Activity	Balance	Percent of Budget Available
Airport					
Salaries	\$ 41,202	\$ 41,202	\$ 15,848	\$ 25,354	61.5%
Employee Benefits	17,211	17,211	8,075	9,136	53.1%
Office Expense & Supplies	4,500	7,574	5,231	2,343	30.9%
Telephone & Utilities	35,248	35,248	4,906	30,342	86.1%
Maintenance & Repair - Equipment & Vehicles	4,100	4,100	-	4,100	100.0%
Gasoline/Fuel	3,000	3,000	-	3,000	100.0%
Maintenance & Repair - Bldg & Grounds	29,109	29,109	13,336	15,773	54.2%
Professional Services	9,785	9,785	1,466	8,319	85.0%
Contingency Appropriations	31,364	28,290	-	28,290	100.0%
Other Services & Charges	6,788	6,788	147	6,641	97.8%
Other Expense	1,531	1,531	399	1,132	74.0%
Travel	2,000	2,000	206	1,794	89.7%
Transfer to Other Funds	50,000	50,000	13,840	36,160	72.3%
Total Expenditures Airport	\$ 235,838	\$ 235,838	\$ 63,453	\$ 172,385	73.1%

Nueces County, Texas
Comparison of Current Year to Prior Year Expenditures
Airport Fund
February 2018 vs February 2019

	2018 - 19 Fiscal Year to Actual	2017 - 18 Prior Year to Actual	Increase (Decrease)	Current to Prior Year Percentage Change
Airport				
Salaries	\$ 15,848	\$ 15,536	\$ 312	2.0%
Employee Benefits	8,075	7,897	178	2.2%
Office Expense & Supplies	5,231	101	5,130	5064.5%
Telephone & Utilities	4,906	7,028	(2,122)	-30.2%
Maintenance & Repair - Bldg & Grounds	13,336	5,483	7,853	143.2%
Professional Services	1,466	3,631	(2,165)	-59.6%
Other Services & Charges	147	2,789	(2,643)	-94.7%
Other Expense	399	636	(238)	-37.3%
Travel	206	-	206	0.0%
Total Expenditures Airport	\$ 63,453	\$ 51,946	\$ 11,507	22.2%

Nueces County, Texas
Commissioners Court – Special Revenue
February 28, 2019

	Original FY 2018/19 Budget	Adjusted FY 2018/19 Budget	Year to Date Activity	Available Balance
<u>County Judge - Department 0136</u>				
5350 Contingency Appropriation	\$ 425,069	\$ 419,592	\$ -	\$ 419,592
5410 Other Services & Charges	20,000	25,477	-	25,477
Total Expenditures	\$ 445,069	\$ 445,069	\$ -	\$ 445,069
<u>Commissioner Precinct 1 - Department 1387</u>				
5350 Contingency Appropriation	\$ 365,763	\$ 365,763	\$ -	\$ 365,763
5410 Other Services & Charges	20,000	20,000	-	20,000
Total Expenditures	\$ 385,763	\$ 385,763	\$ -	\$ 385,763
<u>Commissioner Precinct 2 - Department 0137</u>				
5300 Professional Services Expense	\$ -	\$ 810	\$ -	\$ 810
5350 Contingency Appropriation	112,334	107,572	-	107,572
5410 Other Services & Charges	20,000	20,000	-	20,000
5610 Capital Outlay	-	3,952	-	3,952
Total Expenditures	\$ 132,334	\$ 132,334	\$ -	\$ 132,334
<u>Commissioner Precinct 2 - Department 1300</u>				
5350 Contingency Appropriation	\$ 4,204	\$ 4,204	\$ -	\$ 4,204
Total Expenditures	\$ 4,204	\$ 4,204	\$ -	\$ 4,204
<u>Commissioner Precinct 3 - Department 1388</u>				
5230 Telephone & Utilities	\$ -	\$ 3,920	\$ -	\$ 3,920
5260 Maint & Repair-Bldgs & Grounds	-	3,600	3,600	-
5270 Maint & Repair-Roads & Bridges	-	4,200	-	4,200
5350 Contingency Appropriation	392,975	381,255	-	381,255
5410 Other Services & Charges	20,000	20,000	99	19,901
Total Expenditures	\$ 412,975	\$ 412,975	\$ 3,699	\$ 409,276
<u>Commissioner Precinct 4 - Department 0138</u>				
5260 Maint & Repair-Bldgs & Grounds	\$ -	\$ 20,000	\$ -	\$ 20,000
5300 Professional Services Expense	-	5,810	-	5,810
5350 Contingency Appropriation	216,506	183,744	-	183,744
5410 Other Services & Charges	20,000	23,000	-	23,000
5610 Capital Outlay	-	3,952	-	3,952
Total Expenditures	\$ 236,506	\$ 236,506	\$ -	\$ 236,506
Total	\$ 1,616,851	\$ 1,616,851	\$ 3,699	\$ 1,613,152

Nueces County, Texas
Commissioners Court - Diabetes Funds
For the 5 Months Ended February 28, 2019

County Judge Diabetic Fund - Project 511005		
	FY18-19 Appropriations	\$ 10,000
5221	Food & Edibles	(1,110)
5542	Travel, Food & Lodging	<u>(584)</u>
	Total Diabetes Expenses	<u>(1,694)</u>
	Available Balance	<u>\$ 8,306</u>
Commissioner Precinct 1 - Project 511001		
	FY18-19 Appropriations	<u>\$ 10,000</u>
	Total Diabetes Expenses	<u>-</u>
	Available Balance	<u>\$ 10,000</u>
Commissioner Precinct 2 - Project 511002		
	FY18-19 Appropriations	<u>\$ 10,000</u>
	Total Diabetes Expenses	<u>-</u>
	Available Balance	<u>\$ 10,000</u>
Commissioner Precinct 3 - Project 511003		
	FY18-19 Appropriations	<u>\$ 10,000</u>
	Total Diabetes Expenses	<u>-</u>
	Available Balance	<u>\$ 10,000</u>
Commissioner Precinct 4 - Project 511004		
	FY18-19 Appropriations	\$ 10,000
	Total Diabetes Expenses	<u>-</u>
	Available Balance	<u>\$ 10,000</u>
	Total Annual Diabetes Fund	\$ 50,000
	Total Year-to-Date Expenses	<u>(1,694)</u>
	Available Balance	<u>\$ 48,306</u>

Nueces County, Texas
Commissioners Court - RTA Funds
February 28, 2019

Project Code	Description	Adjusted Budget	Prior Years Expenditure	Current Year Expenditure	Current Encumbrance	RTA Budget Balance
County Judge						
130900	County Judge	109,864	25,000	-	-	84,864
	County Judge	<u>109,864</u>	<u>25,000</u>	<u>-</u>	<u>-</u>	<u>84,864</u>
Commissioner Precinct 1						
130901	Commissioner Precinct	169,667	-	-	-	169,667
	Commissioner Precinct	<u>169,667</u>	<u>-</u>	<u>-</u>	<u>-</u>	<u>169,667</u>
Commissioner Precinct 2						
130902	Commissioner Precinct	82,071	-	-	-	82,071
	Commissioner Precinct	<u>82,071</u>	<u>-</u>	<u>-</u>	<u>-</u>	<u>82,071</u>
Commissioner Precinct 3						
130903	Commissioner Precinct	135,851	24,245	38,124	-	73,483
	Commissioner Precinct	<u>135,851</u>	<u>24,245</u>	<u>38,124</u>	<u>-</u>	<u>73,483</u>
Commissioner Precinct 4						
130904	Commissioner Precinct	139,939	-	-	10,956	128,983
	Commissioner Precinct	<u>139,939</u>	<u>-</u>	<u>-</u>	<u>10,956</u>	<u>128,983</u>
Total RTA Funds		<u>637,392</u>	<u>49,245</u>	<u>38,124</u>	<u>10,956</u>	<u>539,067</u>



SCHEDULES
(Unaudited)

Nueces County, Texas
Statement of Transfers In and Out by Fund
February 28, 2019

	<u>Transfers In</u>	<u>Transfers Out</u>
<u>I & S Debt Service Fund</u>		
Special Revenue Fund	630,000	-
<u>General Fund</u>		
Airport Fund	-	15,950
Capital Projects Fund	-	200,000
Inland Park Fund	-	821,108
Main Grant Fund	-	2,967
Road Fund	-	6,862
Special Revenue Fund	-	1,000,000
Stadium Fairgrnds	-	295,000
<u>Road Fund</u>		
Airport Fund	-	4,020
Capital Projects Fund	500,000	-
General Fund	6,862	-
<u>Special Revenue Fund</u>		
Debt Srvc Fund (I&S)	-	630,000
General Fund	1,000,000	-
Main Grant Fund	41,210	15,778
<u>Stadium/Fairgrounds Fund</u>		
General Fund	295,000	-
<u>Airport Fund</u>		
General Fund	15,950	-
Main Grant Fund	-	13,840
Road Fund	4,020	-
<u>Inland Parks Fund</u>		
General Fund	821,108	-
<u>Coastal Parks Fund</u>		
Capital Projects	500,000	-
<u>Capital Projects Fund</u>		
Coastal Parks Fund	-	500,000
General Fund	200,000	-
Road Fund	-	500,000
<u>Main Grant Fund</u>		
Airport Fund	13,840	-
General Fund	2,967	-
Special Revenue Fund	15,778	41,210
Total Financing Uses	\$ 4,046,735	\$ 4,046,735

Nueces County, Texas
Capital Projects Budget to Actual
February 28, 2019

<u>Project Code</u>	<u>Description</u>	<u>Adjusted Project Budget</u>	<u>Prior Years Expenditures</u>	<u>Current Year Expenditures</u>	<u>Capital Project Budgets Balance</u>
County Judge					
19193000	Airport Improvements	\$ 1,559,285	\$ 57,478	\$ -	\$ 1,501,807
19193001	Airport Terminal Building	913,507	900,507	3,000	10,000
19193002	Airport Apron Expansion	527,209	43,000	135,518	348,691
19213000	County Judge	650,000	-	-	650,000
19010500	Capital Project Fund (Co Judge)	260,383	146,812	-	113,571
19010501	Juvenile Prob Facility Repair	100,000	77,250	-	22,750
	County Judge	\$ 4,010,383	\$ 1,225,047	\$ 138,518	\$ 2,646,818
Commissioner Precinct 1					
19152502	Precinct 1 Channel Maintenance	\$ 499,081	\$ 440,118	\$ -	\$ 58,963
19176001	Commissioner Pct 1 Unallocated	61,191	-	-	61,191
19194000	Commissioner Pct 1	70,906	-	-	70,906
19194001	County Road 52 Phase II	1,448,035	1,448,035	-	-
19194002	LBasell Youth Sports Complex	1,000,000	689,667	-	310,333
19214000	Commissioner Pct 1	437,337	-	-	437,337
19214001	Haven Park	125,000	49,492	6,416	69,092
19214003	CR 69 Drainage Improvements	522,663	522,663	-	-
19010600	Capital Project Fund (Pct 1)	350,000	130,929	-	219,071
	Commissioner Precinct 1	\$ 4,514,212	\$ 3,280,903	\$ 6,416	\$ 1,226,893
Commissioner Precinct 2					
19010700	Capital Project Fund (Pct. 2)	\$ 371,110	\$ 125,015	\$ -	\$ 246,095
19152503	Precinct II Channel Maint	265,568	236,986	-	28,582
19195001	Bishop Fire Station Renovation	329,222	304,535	-	24,687
19195002	Amistad Veterans Memorial Park	250,000	185,064	-	64,936
19195003	Bishop Library Renovations	368,337	358,462	-	9,875
19195004	Bishop Senior Center Improveme	252,441	199,144	-	53,297
19195005	Petronila Retention Pond	750,000	3,083	-	746,917
19195006	Road Improvements	1,050,000	8,894	18,017	1,023,089
19215000	Commissioner Pct 2	1,000,000	-	-	1,000,000
	Commissioner Precinct 2	\$ 4,636,678	\$ 1,421,182	\$ 18,017	\$ 3,197,479
Commissioner Precinct 3					
19152504	Pret III Channel Maintenance	\$ 734,617	\$ 688,154	\$ -	\$ 46,463
19196000	Commissioner Pct 3	3,797	-	-	3,797
19196001	Keach Family Library Improvements	49,865	49,865	-	-
19196002	CR 36 Improvments	1,707,724	1,658,819	-	48,905
19196004	NC Parks Restroom Facility	206,633	206,633	-	-
19216000	Commissioner Pct 3	701,833	-	-	701,833
19010800	Capital Project Fund (Pct 3)	350,000	-	-	350,000
	Commissioner Precinct 3	\$ 3,754,470	\$ 2,603,472	\$ -	\$ 1,150,999

Nueces County, Texas
Capital Projects Budget to Actual
February 28, 2019

<u>Project Code</u>	<u>Description</u>	<u>Adjusted Project Budget</u>	<u>Prior Years Expenditures</u>	<u>Current Year Expenditures</u>	<u>Capital Project Budgets Balance</u>
Commissioner Precinct 4					
19151124	Ranger Station/Padre Balli Imp	\$ 394,000	\$ 394,000	\$ -	\$ -
19150101	Coastal Parks Unallocated	138,426	-	-	138,426
19197000	Commissioner Pct 4	1,094,966	-	-	1,094,966
19197001	I.B. Magee Park	204,331	204,331	-	-
19197002	Padre Balli Park Imp (15)	1,156,203	1,156,203	-	-
19197005	Parker Pool-Flour Bluff	175,000	-	-	175,000
19197006	London County Park	450,000	-	-	450,000
19217000	Commissioner Pct 4	904,557	-	-	904,557
19010400	Road Dist IV Projects	5,674,438	2,902,725	1,000,000	1,771,713
19010401	I.B. Magee Park	1,800,000	63,291	1,888	1,734,821
19010402	Padre Balli Park Imp (15)	481,170	323,573	3,618	153,980
19010900	Capital Project Fund (Pct 4)	350,000	200,000	-	150,000
	Commissioner Precinct 4	\$ 12,823,091	\$ 5,244,123	\$ 1,005,505	\$ 6,573,462
Fairgrounds Upgrades & Repairs					
19172005	Landscape & Irrigation	\$ 169,636	\$ 169,636	\$ -	\$ -
19172022	Repair/Upgrade Fairgrounds Std	237,922	237,922	-	-
19172026	Furniture & Equip Fargrounds	243,188	243,188	-	-
19013800	Arena HVAC System	750,000	639,572	15,634	94,794
	Fairgrounds Upgrades & Repairs	\$ 1,400,745	\$ 1,290,318	\$ 15,634	\$ 94,794
Main Jail Renovations					
19153325	County Jail - New Coils A/C	\$ 118,900	\$ 118,900	\$ -	\$ -
19175001	Jail Fire Alarm System	854,528	854,528	-	-
19175004	Jail GMP Study Items	505,532	505,532	-	-
19175011	Elevator #5 Jail Transport	281,300	281,300	-	-
19013100	Jail Water Pump	25,000	7,200	-	17,800
19014500	Sheriff/ Jail Fence & Gate	50,000	-	-	50,000
	Main Jail Renovations	\$ 1,835,259	\$ 1,767,459	\$ -	\$ 67,800
McKenzie Jail Renovations					
19174012	McKinzie Annex Dormitories	\$ 180,000	\$ 178,257	\$ -	\$ 1,743
19174013	McKinzie Annex Fire Alarm	450,000	23,633	-	426,368
	McKenzie Jail Renovations	\$ 630,000	\$ 201,890	\$ -	\$ 428,110
County Auditor					
19177004	Juv Justice Ctr Chillers	\$ 529,318	\$ 529,318	\$ -	\$ -
19216001	Berlanga FEMA Repairs	298,167	298,167	-	-
	County Auditor	\$ 827,484	\$ 827,484	\$ -	\$ -

Nueces County, Texas
Capital Projects Budget to Actual
February 28, 2019

<u>Project Code</u>	<u>Description</u>	<u>Adjusted Project Budget</u>	<u>Prior Years Expenditures</u>	<u>Current Year Expenditures</u>	<u>Capital Project Budgets Balance</u>
Information Technology Systems					
19178001	Case Management System	\$ 5,735,000	\$ 5,679,930	\$ -	\$ 55,070
19178003	ONESolution Add-On Modules	657,582	657,582	-	-
19178005	Website System Upgrade	295,000	153,735	19,000	122,265
19178011	Keach Library IT Upgrade	39,793	39,793	-	-
19178012	IT Wireless - Island Park	99,888	99,888	-	-
19178013	IT Upgrades for PW	144,377	144,377	-	-
19178019	IP Telephone System	1,350,765	900,260	133,556	316,949
19178020	IT Equip-BladeServ,SAN,Switch	665,000	664,745	-	255
19218000	IT Unalloc ated	727	-	-	727
19218002	Dist. Clerk Redaction	150,000	-	-	150,000
19218003	Social Service Mgmt Software	110,000	106,455	-	3,545
19218004	Tax Office Queueing System	100,000	-	-	100,000
19218005	Jail Management (16)	1,330,000	1,223,087	-	106,913
19218006	IT Switch Upgrade	150,000	16,428	-	133,572
19218007	Laserfiche Conversion	101,509	-	13,336	88,173
19218008	Replace Server	70,000	-	-	70,000
19218009	Network Awareness Software	95,000	34,177	-	60,823
19218010	NeoGov HR Software Agreement	56,963	-	-	56,963
19228000	IT Unallocated (17)	50,000	-	-	50,000
19228001	IT Cloud	350,000	304,608	-	45,392
	Information Technology Systems	\$ 11,551,604	\$ 10,025,064	\$ 165,891	\$ 1,360,648
McKinzie Projects					
19191000	McKinzie Annex Expansion (15)	\$ 2,229,716	\$ 1,822,761	\$ 24,845	\$ 382,110
19210003	McKinzie Annex Expansion (16)	225,050	200,000	-	25,050
19210008	McKinzie Annex Fire Alarm (16)	828,154	-	-	828,154
19013400	McKinzie Annex Renovations	36,230	36,230	-	-
	McKinzie Projects	\$ 3,319,151	\$ 2,058,991	\$ 24,845	\$ 1,235,315

Nueces County, Texas
Capital Projects Budget to Actual
February 28, 2019

<u>Project Code</u>	<u>Description</u>	<u>Adjusted Project Budget</u>	<u>Prior Years Expenditures</u>	<u>Current Year Expenditures</u>	<u>Capital Project Budgets Balance</u>
ADA Improvements					
19190005	Hilltop/Bill Bode ADA Imp (15)	\$ 94,258	\$ 92,808	\$ 1,450	\$ -
19192000	ADA Improvements	2,489,031	1,676,063	71,979	740,988
19192001	Bishop Bldg ADA Imp	176,644	37,450	-	139,194
19192002	Banquete Bldg ADA Imp	129,820	-	-	129,820
19192003	Berlanga Bldg ADA Imp	110,247	-	-	110,247
19212001	Courthouse ADA Improvements	4,244,883	4,389	2,150	4,238,344
19212002	Hilltop/Bill Bode Bldg ADA Imp	1,593,649	1,201,411	152,061	240,177
19212003	Calderon Bldg ADA Imp	538,278	538,278	-	-
19212004	Polston Bldg ADA Imp	291,802	-	-	291,802
19212006	Robstown Comm ADA Imp	221,568	-	-	221,568
19212010	Bishop Comm ADA Imp	109,820	15,403	-	94,417
19212011	Bldg ADA Design Fees	-	-	-	-
19222000	ADA Unallocated	1,000,000	-	-	1,000,000
19013700	ADA Upgrades	230,000	222,355	-	7,645
	ADA Improvements	\$ 11,230,000	\$ 3,788,158	\$ 227,640	\$ 7,214,202
Airport Projects					
19011600	Airport Hangars	\$ 658,156	\$ 655,088	\$ -	\$ 3,068
	Airport Projects	\$ 658,156	\$ 655,088	\$ -	\$ 3,068
Road Bridge & Drainage					
19152002	Road Rehab-New County Roads	\$ 36,615	\$ 36,615	\$ -	\$ -
19176000	CR 52 Renovations (Match)	1,121,734	1,121,734	-	-
19219000	Road, Bridge & Drainage	1,000,000	10,781	-	989,219
19229000	R&B Unallocated	200,000	-	-	200,000
	Road Bridge & Drainage	\$ 2,358,349	\$ 1,169,130	\$ -	\$ 1,189,219

Nueces County, Texas
Capital Projects Budget to Actual
February 28, 2019

<u>Project Code</u>	<u>Description</u>	<u>Adjusted Project Budget</u>	<u>Prior Years Expenditures</u>	<u>Current Year Expenditures</u>	<u>Capital Project Budgets Balance</u>
Buildings & Facilities					
19153326	Tower Elevator Doors	\$ 99,798	\$ 99,798	\$ -	\$ -
19171000	Heritage Center Phase II	512,628	512,628	-	-
19171001	IT Data Center Condenser (07)	78,703	-	-	78,703
19172019	Signage	3,761	3,761	-	-
19211000	Building & Facility Renovation	93,730	-	-	93,730
19211001	Courthouse Skylight Replace	71,846	-	-	71,846
19211003	Waco St - Emergency Gen	1,000,000	138,608	-	861,393
19211004	Hilltop Roof Replacement	1,400,000	69,700	1,200	1,329,100
19211005	Robstown Comm. Center Reparis	65,000	-	-	65,000
19211006	Berlanga Bldg Repair	55,000	-	-	55,000
19211008	METASYS System	90,000	80,366	-	9,634
19211010	McKinzie Annex Imp	64,950	64,950	-	-
19211011	CSCD Cook Bldg HVAC	74,210	74,210	-	-
19211014	Web Based Control HVAC	300,000	186,216	47,225	66,559
19211015	5th Floor Courthouse HVAC	46,400	-	-	46,400
19211016	IT Data Center Condenser (16)	30,735	-	-	30,735
19013200	Calderon Tax Office	55,234	55,234	-	-
19013600	Tax Office Remodel	-	-	-	-
19013621	JP 2-1 Bldg Renovation	100,000	91,661	709	7,630
19014000	Mechanical Maint (Steam Gen)	105,969	105,969	-	-
19014100	Hilltop Electrical	66,069	66,069	-	-
19014200	Sr Comm Services (Roof)	35,000	27,450	-	7,550
19014300	Berlanga Sr Bldg (Repairs)	50,000	6,194	-	43,806
19014400	4-Yard Improvements	200,000	-	-	200,000
19014600	Domestic Hot Water Crthse/Jail	24,000	-	-	24,000
Buildings & Facilities		\$ 4,623,032	\$ 1,582,813	\$ 49,134	\$ 2,991,085

Nueces County, Texas
Capital Projects Budget to Actual
February 28, 2019

<u>Project Code</u>	<u>Description</u>	<u>Adjusted Project Budget</u>	<u>Prior Years Expenditures</u>	<u>Current Year Expenditures</u>	<u>Capital Project Budgets Balance</u>
County Parks					
19152805	Coastal Parks Capital Improv	\$ 734,997	\$ 734,997	\$ -	\$ -
19153322	Hilltop Park Enhancement	155,021	112,272	-	42,749
19221000	Inland Park Repairs Unallocated	266,189	-	-	266,189
19012100	Hazel Bazemore Clean-up	504,059	451,754	-	52,305
	County Parks	<u>\$ 1,660,266</u>	<u>\$ 1,299,023</u>	<u>\$ -</u>	<u>\$ 361,243</u>
Individual Projects					
19150100	Unallocated-04 Co Funds	\$ -	\$ -	\$ -	\$ -
19151601	Upgrade TV System-Courthouse	202,765	202,765	-	-
191900	2015 Certificate of Obligation	461,446	238,902	-	222,544
19201000	Harbor Bridge Project	12,000,000	9,000,000	3,000,000	-
19210000	2016 Certificate of Obligation	259,576	259,576	-	-
19220000	2017 CO Unallocated	3,236,718	3,231,260	-	5,459
19010100	Misc Projects	2,073,124	1,215,689	-	857,435
19012700	Major Capital Proj Contingency	826,482	420,241	-	406,241
19012900	Court Proj Sanction Fund	132,662	74,950	-	57,712
19013000	Computers DA, Sheriff & Constable	450,000	446,542	-	3,458
	Individual Projects	<u>\$ 19,642,773</u>	<u>\$ 15,089,924</u>	<u>\$ 3,000,000</u>	<u>\$ 1,552,849</u>
Total Capital Projects		<u>\$ 89,475,653</u>	<u>\$ 53,530,069</u>	<u>\$ 4,651,601</u>	<u>\$ 31,293,983</u>

Capital Projects Totals by Funding Source

<u>Project Funding Source</u>	<u>Adjusted Project Budget</u>	<u>Prior Years Expenditures</u>	<u>Current Year Expenditures</u>	<u>Capital Project Budgets Balance</u>
2004 Certificate of Obligation	\$ 3,241,361	\$ 3,064,604	\$ -	\$ 176,757
2007 Certificate of Obligation	14,216,844	13,001,744	152,556	1,062,544
2015 Certificate of Obligation	19,397,048	11,341,704	254,809	7,800,535
2015 State Infrastructure Bond	12,000,000	9,000,000	3,000,000	-
2016 Certificate of Obligation	19,408,407	5,094,355	222,388	14,091,664
2017 Certificate of Obligation	5,102,907	3,535,868	-	1,567,039
General Fund	16,109,086	8,491,793	1,021,848	6,595,445
Total Capital Projects	<u>\$ 89,475,653</u>	<u>\$ 53,530,069</u>	<u>\$ 4,651,601</u>	<u>\$ 31,293,983</u>



**NUECES COUNTY
SUMMARY OF REVENUE REPORTS**

For revenue reports received for February 2019
as of March 29, 2019

The monthly revenue reports have been received and proofed by the County Auditor's Office, where they are on file for inspection. The monthly revenue reports are respectfully presented to the Commissioners Court for approval, in accordance with LGC 114.002, 114.043, and 114.044. Reports are considered late after the 25th of the following month.

DEPT. CODE	DEPARTMENT	DEPARTMENT HEAD	Last 6 months % Timely	Feb-19	LAST REPORT SUBMITTED
				REPORT STATUS ✓ Received	
0160	Airport Fund	John Cox	100.00%	✓	
5330	Animal Control	Juan Ramirez	100.00%	✓	
0180	Coastal Management	Scott Cross	100.00%	✓	
1180	County Clerk Collections	Kara Sands	100.00%	✓	
1160	County Clerk Fee Account	Kara Sands	100.00%	✓	
1170	County Clerk Treasury	Kara Sands	100.00%	✓	
3700	County Sheriff - Bond Account	John Hooper	100.00%	✓	
3700	County Sheriff - Civil Account	John Hooper	100.00%	✓	
1324	County Sheriff - Inmate Benefit	John Hooper	100.00%	✓	
3720	County Sheriff - Inmate Trust Account	John Hooper	100.00%	✓	
1329	County Sheriff-Federal Narcotics	John Hooper	100.00%	✓	
3021	CountyClerk School Fund	Kara Sands	100.00%	✓	
1326	District Attorney - Victim Restitution	Mark Gonzalez	33.33%	✓	
3530	District Clerk- Child Support	Anne Lorentzen	66.67%	✓	
3530	District Clerk Fee Operating Account	Anne Lorentzen	66.67%	Not Received yet	Jan-19
3530	District Clerk-Criminal Bond Registry	Anne Lorentzen	66.67%	✓	
3530	District Clerk-Invested Trust Accounts	Anne Lorentzen	66.67%	✓	
3530	District Clerk-Registry Accts.# 1 & 2	Anne Lorentzen	66.67%	✓	
0140	Fairgrounds Stadium	Edward Herrera	100.00%	✓	
1356	Hilltop Community Center	Edward Herrera	100.00%	✓	
3480	Juvenile Probation	Homer Flores	100.00%	✓	
0150	Law Library	Abraham Gonzales, Jr.	100.00%	✓	
3890	Medical Examiner	Dr. Ray Fernandez	100.00%	✓	
1370	Robstown & SanJuan Parks	Edward Herrera	100.00%	✓	
4190	Senior Community Services	Edward Herrera	100.00%	✓	
TAX ASSESSOR-COLLECTOR					
1200	Proration Account	Kevin Kieschnick	100.00%	✓	
1200	Monthly Collected Taxes	Kevin Kieschnick	100.00%	✓	
1200	Gen. Services Account	Kevin Kieschnick	100.00%	✓	
1200	Motor Vehicle Account (2)	Kevin Kieschnick	100.00%	✓	
1200	Property Tax Acct	Kevin Kieschnick	100.00%	✓	
1200	V I T Escrow	Kevin Kieschnick	100.00%	✓	
1200	IRP Funds	Kevin Kieschnick	100.00%	✓	



**NUECES COUNTY
SUMMARY OF REVENUE REPORTS**

For revenue reports received for February 2019
as of March 29, 2019

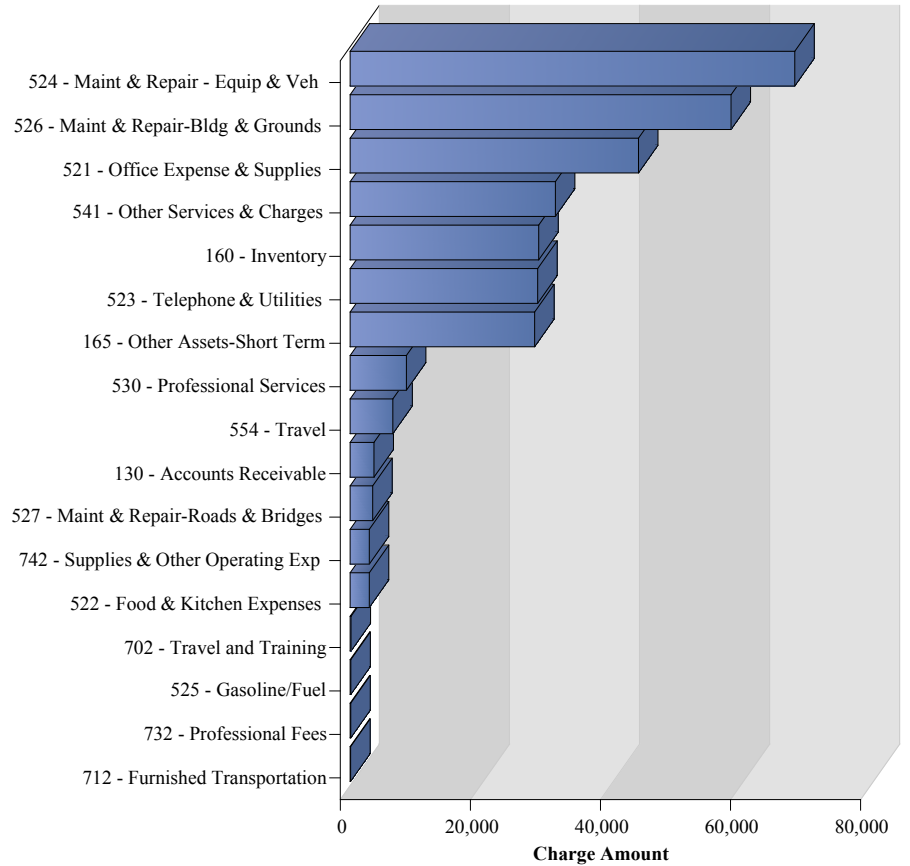
<u>DEPT. CODE</u>	<u>DEPARTMENT</u>	<u>DEPARTMENT HEAD</u>	Last 6 months <u>% Timely</u>	Feb-19 <u>REPORT STATUS</u> ✓ Received	<u>LAST REPORT SUBMITTED</u>
JUSTICES OF THE PEACE					
3600	Precinct 1, Place 1	Judge Joe Benavides	100.00%	✓	
3610	Precinct 1, Place 2	Judge Henry Santana	100.00%	✓	
3613	Precinct 1, Place 3	Judge Lucy Rubio	100.00%	✓	
3621	Precinct 2, Place 1	Judge Jo Woosley	100.00%	✓	
3622	Precinct 2, Place 2	Judge Thelma Rodriguez	100.00%	✓	
3630	Precinct 3	Judge Larry Lawrence	100.00%	✓	
3640	Precinct 4	Judge Duncan Neblett, Jr.	100.00%	✓	
3650	Precinct 5-1	Judge Robert Gonzalez	100.00%	✓	
3655	Precinct 5-2	Judge Armando B. Gonzalez, Jr.	100.00%	✓	
CONSTABLES					
3810	Precinct 1	Robert M. Cisneros	100.00%	✓	
3820	Precinct 2	Michell Clark	100.00%	✓	
3830	Precinct 3	Jimmy Rivera	100.00%	✓	
3840	Precinct 4	Robert W. Sherwood	100.00%	✓	
3850	Precinct 5	Fred Flores III	100.00%	✓	



Procurement
(Unaudited)

Nueces County, Texas
PCard Transaction Totals by Budget Category
All Funds
February 2019

	Amount
524 - Maint & Repair - Equip & Veh	68,377
526 - Maint & Repair-Bldg & Grounds	58,581
521 - Office Expense & Supplies	44,344
541 - Other Services & Charges	31,567
160 - Inventory	29,003
523 - Telephone & Utilities	28,843
165 - Other Assets-Short Term	28,375
530 - Professional Services	8,657
554 - Travel	6,568
130 - Accounts Receivable	3,667
527 - Maint & Repair-Roads & Bridges	3,472
742 - Supplies & Other Operating Exp	2,953
522 - Food & Kitchen Expenses	2,953
702 - Travel and Training	150
525 - Gasoline/Fuel	109
732 - Professional Fees	100
712 - Furnished Transportation	82
Total	317,802



Nueces County, Texas
PCard Transaction Totals by Budget Category, Key Code
All Funds
February 2019

Budget Category	Key Code	Amount
524 - Maint & Repair - Equip & Veh	5249 - Car Repairs, Supplies & Srvc	25,728.13
	5252 - Heavy Motor Equip & Mach M&R	17,251.38
	5255 - Tools & Supplies	7,891.49
	5248 - Car Accessories	6,403.52
	5256 - PC Maintenance & Repairs	5,164.39
	5250 - Shop-Oil,Tires,Antifrz,Filters	2,406.66
	5254 - Equip Maint. & Repairs	1,551.61
	5258 - Radios & Camera Maint & Repair	818.50
	5257 - Hardware Srvc & Maintenance	620.00
	5251 - Office Equip Maint & Repairs	289.86
	5247 - Car Wash & Cleaning Expense	251.35
		Total
526 - Maint & Repair-Bldg & Grounds	5268 - Parts, Supplies & Misc	28,382.62
	5261 - Buildings-Maintenance & Repair	14,364.52
	5265 - Mechanical Systems Repairs	13,907.42
	5264 - Landscape & Grounds M&R	1,770.99
	5266 - Contract Services-Buildings	155.00
		Total
521 - Office Expense & Supplies	5211 - Office Expenses & Supplies	41,176.07
	5217 - Postage & Fed Express	2,217.23
	5218 - Books, Magzs & Subscriptions	750.76
	5213 - PC Software Programs	200.00
		Total
541 - Other Services & Charges	5459 - Transportation of Persons	6,933.85
	5447 - Membrships,Dues,Certifications	5,953.34
	5481 - Historical Comm/Library Board	3,750.00
	5414 - Advertisemnts & Public Notices	2,800.95
	5438 - General Operating Supplies	2,580.21
	5463 - Wearing Apparel Expenses	1,879.56
	5435 - Equipment Rentals	1,652.25
	5433 - Educational & Demo Supplies	1,227.30
	5440 - Inmate General Supplies	964.47
	5444 - Law Enforcement Supplies	824.55
	5437 - Fees & Permits	786.75
	5442 - Investigation Costs	695.95
	5467 - Rent/Mortgage Payment	523.85
	5453 - Recreation Supplies	300.33
	5942 - Notary & Other Bonds	221.85

Nueces County, Texas
PCard Transaction Totals by Budget Category, Key Code
All Funds
February 2019

Budget Category	Key Code	Amount
541 - Other Services & Charges	5455 - Services - Other	172.94
	5427 - Clinical & Hygienic Supplies	155.99
	5443 - Inter-Local Agreements	142.70
	Total	31,566.84
160 - Inventory	1500 - Inventory - Supplies	28,214.02
	1550 - Inventory - Commodities	788.56
	Total	29,002.58
523 - Telephone & Utilities	5237 - Utilities - Direct Clients	19,826.01
	5238 - TXU Electric Assistance	4,628.55
	5236 - InterNet Fees-T-1-ISDN	3,548.10
	5239 - Tipping & Dump Fees	541.46
	5231 - Telephone Utility Expense	284.97
	5229 - Content Streaming Services	13.99
	Total	28,843.08
165 - Other Assets-Short Term	1466 - Prepaid Exps - Ricoh	20,559.23
	1459 - Prepaid Gulf Coast	2,782.34
	1660 - Utility Pre-Payments PCard	2,591.00
	1464 - Postage Prepaid Expenses	2,442.65
	Total	28,375.22
530 - Professional Services	5302 - Education Registration Fees	6,509.00
	5311 - Software Srvc & Maintenance	1,084.05
	5317 - Training Exps-Inhouse, Cntract	539.00
	5306 - Empl Evals/Testing	374.00
	5304 - Prescription Drugs	118.00
	5307 - County Legal Exps-Other	33.30
	Total	8,657.35
554 - Travel	5542 - Travel, Food & Lodging	6,567.86
	Total	6,567.86
130 - Accounts Receivable	1472 - Charge Customer A/R	3,051.52
	1439 - Accounts Rec. Witness Expense	526.21
	1409 - A/R CREDIT CARDS	89.00
	Total	3,666.73
527 - Maint & Repair-Roads & Bridges	5276 - Road Sign Materials	2,057.00
	5274 - Parts & Supplies	1,415.49
	Total	3,472.49
742 - Supplies & Other Operating Exp	7448 - Educational Supplies	2,290.00
	7421 - Office Expense & Supplies	663.43
	Total	2,953.43

Nueces County, Texas
PCard Transaction Totals by Budget Category, Key Code
All Funds
February 2019

Budget Category	Key Code	Amount
522 - Food & Kitchen Expenses	5221 - Food & Edible Items	2,625.79
	5222 - Food for Animals	319.85
	5225 - Kitchen Supplies & Tools	7.31
	Total	2,952.95
702 - Travel and Training	7020 - Travel and Training	150.00
	Total	150.00
525 - Gasoline/Fuel	5241 - Gasoline-Credit Card & Bulk	109.22
	Total	109.22
732 - Professional Fees	7327 - Educational-Registration Fee	100.00
	Total	100.00
712 - Furnished Transportation	7127 - Motor Vehicle Passenger	82.50
	Total	82.50
Total		317,801.75

Nueces County, Texas
PCard Transaction Totals by Budget Category, Key Code and Department
All Funds
February 2019

Budget Category	Key Code	Department	Amount		
524 - Maint & Repair - Equip & Veh	5249 - Car Repairs, Supplies & Srves	0120 - Road & Bridge Fund	8,363.24		
		4190 - Senior Community Services	3,726.27		
		3820 - Constable 2	3,169.44		
		0170 - Inland Park Fund	1,759.33		
		3720 - Jail	1,697.97		
		3700 - County Sheriff	1,584.83		
		3810 - Constable 1	1,230.11		
		3830 - Constable 3	904.30		
		1570 - Building Superintendent	768.03		
		3490 - Juvenile Detention	705.34		
		3850 - Constable 5	609.73		
		0180 - Coastal Parks Department	452.36		
		5330 - Animal Control	314.55		
		2417 - Stonegarden	192.95		
		3092 - Vector Control	141.11		
		6110 - Agricultural Extension	57.85		
		1380 - Juv Case Manager	50.72		
		Total	25,728.13		
		5252 - Heavy Motor Equip & Mach M&R	0120 - Road & Bridge Fund	0180 - Coastal Parks Department	1,271.95
				3700 - County Sheriff	482.79
	3720 - Jail			166.66	
	Total			17,251.38	
	5255 - Tools & Supplies		0120 - Road & Bridge Fund	4,536.75	
		0170 - Inland Park Fund	2,129.99		
		1570 - Building Superintendent	520.58		
		1500 - Mechanical Maintenance	281.13		
		1740 - McKenzie Jail Annex	199.48		
		3092 - Vector Control	136.73		
		0180 - Coastal Parks Department	73.84		
		1590 - Hilltop Facility	12.99		
		Total	7,891.49		
	5248 - Car Accessories	0120 - Road & Bridge Fund	3,316.38		
		3700 - County Sheriff	2,979.64		
		3720 - Jail	87.50		
		3820 - Constable 2	20.00		
		Total	6,403.52		
	5256 - PC Maintenance & Repairs	1240 - Information Technology	5,065.95		

Nueces County, Texas
PCard Transaction Totals by Budget Category, Key Code and Department
All Funds
February 2019

Budget Category	Key Code	Department	Amount
524 - Maint & Repair - Equip & Veh	5256 - PC Maintenance & Repairs	6310 - County Library	98.44
		Total	5,164.39
	5250 - Shop-Oil,Tires,Antifrz,Filters	0120 - Road & Bridge Fund	1,482.20
		0170 - Inland Park Fund	924.46
		Total	2,406.66
	5254 - Equip Maint. & Repairs	0170 - Inland Park Fund	843.70
		0180 - Coastal Parks Department	510.47
		0120 - Road & Bridge Fund	171.40
		1590 - Hilltop Facility	26.04
		Total	1,551.61
	5258 - Radios & Camera Maint & Repair	3720 - Jail	394.00
		0180 - Coastal Parks Department	340.00
		3700 - County Sheriff	67.50
		1180 - Co Clerk Collections	17.00
		Total	818.50
	5257 - Hardware Srvc & Maintenance	1240 - Information Technology	620.00
		Total	620.00
	5251 - Office Equip Maint & Repairs	1240 - Information Technology	150.00
		1270 - County Purchasing	139.86
		Total	289.86
	5247 - Car Wash & Cleaning Expense	3720 - Jail	117.35
		3810 - Constable 1	80.00
		3850 - Constable 5	54.00
Total		251.35	
Total			68,376.89
526 - Maint & Repair-Bldg & Grounds	5268 - Parts, Supplies & Misc	1570 - Building Superintendent	17,515.62
		0180 - Coastal Parks Department	6,100.78
		0170 - Inland Park Fund	1,505.71
		0160 - Airport Fund Administration	1,270.83
		3720 - Jail	641.99
		3490 - Juvenile Detention	286.94
		3492 - Juvenile Justice Post-Adjudica	272.99
		0181 - Beach Improvement Fund	151.18
		1590 - Hilltop Facility	121.72
		0104 - Disaster Recovery	119.50
		0140 - County Stadium	108.15
		3700 - County Sheriff	100.00
		0120 - Road & Bridge Fund	94.24

Nueces County, Texas
PCard Transaction Totals by Budget Category, Key Code and Department
All Funds
February 2019

Budget Category	Key Code	Department	Amount
526 - Maint & Repair-Bldg & Grounds	5268 - Parts, Supplies & Misc	1470 - Records Management Department	92.97
		Total	28,382.62
	5261 - Buildings-Maintenance & Repair	1240 - Information Technology	6,511.86
		1570 - Building Superintendent	6,270.71
		2119 - RoutineAirportMaintProg	1,581.95
		Total	14,364.52
	5265 - Mechanical Systems Repairs	1570 - Building Superintendent	13,140.09
		0170 - Inland Park Fund	447.41
		1590 - Hilltop Facility	319.92
		Total	13,907.42
	5264 - Landscape & Grounds M&R	1570 - Building Superintendent	1,500.00
		6310 - County Library	143.00
		0180 - Coastal Parks Department	86.15
		3720 - Jail	41.84
		Total	1,770.99
	5266 - Contract Services-Buildings	0180 - Coastal Parks Department	155.00
		Total	155.00
Total			58,580.55
521 - Office Expense & Supplies	5211 - Office Expenses & Supplies	3720 - Jail	15,373.49
		3520 - District Attorney	5,744.24
		1200 - Tax Assessor - Collector	3,338.89
		0180 - Coastal Parks Department	1,786.05
		3700 - County Sheriff	1,674.67
		3890 - Medical Examiner	1,560.73
		0170 - Inland Park Fund	1,108.60
		1240 - Information Technology	1,044.02
		3480 - Juvenile Probation	954.55
		3530 - District Clerk	859.33
		3490 - Juvenile Detention	838.86
		3710 - ID Jail Division	786.26
		3200 - Legal Aid	629.00
		1121 - CCMGT Support	626.30
		1122 - Grants Administration	543.08
		3340 - 117th District Court	530.68
		3492 - Juvenile Justice Post-Adjudica	498.04
		1250 - County Auditor	462.03
1120 - County Judge	392.82		
6310 - County Library	363.97		

Nueces County, Texas
PCard Transaction Totals by Budget Category, Key Code and Department
All Funds
February 2019

Budget Category	Key Code	Department	Amount	
521 - Office Expense & Supplies	5211 - Office Expenses & Supplies	0120 - Road & Bridge Fund	357.90	
		3110 - County Court at Law 1	319.00	
		3630 - Justice of the Peace 3	291.88	
		3810 - Constable 1	140.00	
		5330 - Animal Control	124.11	
		1190 - County Clerk Elections	91.17	
		1160 - County Clerk	79.31	
		1470 - Records Management Department	75.75	
		3150 - County Court at Law 5	71.90	
		1285 - General Administration	69.94	
		3092 - Vector Control	65.78	
		3650 - Justice of the Peace 5-1	64.35	
		6110 - Agricultural Extension	57.93	
		1270 - County Purchasing	56.84	
		0370 - Metropolitan Planning Org	53.38	
		3360 - 214th District Court	37.85	
		3830 - Constable 3	32.85	
		1380 - Juv Case Manager	30.00	
		3330 - 105th District Court	19.44	
		3850 - Constable 5	9.85	
	1125 - Risk Management	6.31		
	3820 - Constable 2	4.92		
		Total	41,176.07	
		5217 - Postage & Fed Express	1270 - County Purchasing	1,659.76
			1240 - Information Technology	154.95
			3820 - Constable 2	110.00
			1130 - County Attorney	108.30
			3520 - District Attorney	60.03
			3530 - District Clerk	57.00
			6310 - County Library	49.94
			0180 - Coastal Parks Department	10.40
			3850 - Constable 5	6.85
			Total	2,217.23
		5218 - Books, Magzs & Subscriptions	3520 - District Attorney	385.00
			3610 - Justice of the Peace 1-2	157.00
			0120 - Road & Bridge Fund	75.00
			1240 - Information Technology	64.94
	1570 - Building Superintendent		62.15	

Nueces County, Texas
PCard Transaction Totals by Budget Category, Key Code and Department
All Funds
February 2019

Budget Category	Key Code	Department	Amount
521 - Office Expense & Supplies	5218 - Books, Magz & Subscriptions	0180 - Coastal Parks Department	6.67
		Total	750.76
	5213 - PC Software Programs	0180 - Coastal Parks Department	200.00
		Total	200.00
	Total		44,344.06
541 - Other Services & Charges	5459 - Transportation of Persons	2179 - Tx Vet Comm Vet Asst	6,500.00
		3720 - Jail	433.85
		Total	6,933.85
	5447 - Membrships,Dues,Certifications	3520 - District Attorney	3,295.00
		1250 - County Auditor	1,960.00
		1125 - Risk Management	205.00
		3480 - Juvenile Probation	186.85
		1245 - Human Resources	136.49
		3630 - Justice of the Peace 3	60.00
		0121 - Engineering	50.00
		3490 - Juvenile Detention	30.00
		3492 - Juvenile Justice Post-Adjudica	30.00
		Total	5,953.34
	5481 - Historical Comm/Library Board	1285 - General Administration	3,750.00
		Total	3,750.00
	5414 - Advertisemnts & Public Notices	1270 - County Purchasing	1,805.50
		1130 - County Attorney	499.00
		4130 - Children Protective Services	470.45
		1280 - Employees' Benefits	26.00
		Total	2,800.95
	5438 - General Operating Supplies	3092 - Vector Control	1,947.85
		1350 - CBCF/TXU/EFSP	484.00
		0120 - Road & Bridge Fund	75.76
		5330 - Animal Control	72.60
		Total	2,580.21
	5463 - Wearing Apparel Expenses	3350 - 148th District Court	470.00
		3250 - Magistrate/ DWI Drug Court	294.00
		3340 - 117th District Court	294.00
		3622 - Justice of the Peace 2-2	294.00
		3655 - Justice of the Peace 5-2	289.00
		0180 - Coastal Parks Department	131.58
3700 - County Sheriff		106.98	
Total		1,879.56	

Nueces County, Texas
PCard Transaction Totals by Budget Category, Key Code and Department
All Funds
February 2019

Budget Category	Key Code	Department	Amount
541 - Other Services & Charges	5435 - Equipment Rentals	0180 - Coastal Parks Department	950.00
		0120 - Road & Bridge Fund	466.25
		1570 - Building Superintendent	236.00
		Total	1,652.25
	5433 - Educational & Demo Supplies	1386 - Social Services- Donations	1,022.13
		1388 - Prct 3 Special Revenue Fund	98.95
		6310 - County Library	52.05
		3492 - Juvenile Justice Post-Adjudica	39.13
		6210 - Family & Consumer Sciences	19.52
		3480 - Juvenile Probation	-4.48
		Total	1,227.30
	5440 - Inmate General Supplies	3490 - Juvenile Detention	773.76
		3492 - Juvenile Justice Post-Adjudica	127.92
		3720 - Jail	62.79
		Total	964.47
	5444 - Law Enforcement Supplies	3700 - County Sheriff	656.02
		1330 - State Awrdded Sheriff	140.55
		3850 - Constable 5	27.98
		Total	824.55
	5437 - Fees & Permits	1530 - Port Aransas Building	371.00
		0121 - Engineering	150.00
		0120 - Road & Bridge Fund	101.25
		3092 - Vector Control	64.00
		3700 - County Sheriff	48.00
		6110 - Agricultural Extension	15.00
		0170 - Inland Park Fund	7.50
		0180 - Coastal Parks Department	7.50
		1240 - Information Technology	7.50
		1570 - Building Superintendent	7.50
		3720 - Jail	7.50
		Total	786.75
		5442 - Investigation Costs	3700 - County Sheriff
	3520 - District Attorney		151.00
Total	695.95		
5467 - Rent/Mortgage Payment	2179 - Tx Vet Comm Vet Asst	523.85	
	Total	523.85	
5453 - Recreation Supplies	3490 - Juvenile Detention	300.33	
	Total	300.33	

Nueces County, Texas
PCard Transaction Totals by Budget Category, Key Code and Department
All Funds
February 2019

			Amount	
Budget Category	Key Code	Department		
541 - Other Services & Charges	5942 - Notary & Other Bonds	0102 - General Liability Insurance	221.85	
		Total	221.85	
	5455 - Services - Other	2829 - State Aid-Grant A-2829	172.94	
		Total	172.94	
	5427 - Clinical & Hygienic Supplies	5330 - Animal Control	155.99	
		Total	155.99	
	5443 - Inter-Local Agreements	3700 - County Sheriff	142.70	
		Total	142.70	
	Total			31,566.84
	160 - Inventory	1500 - Inventory - Supplies	1270 - County Purchasing	28,158.32
1200 - Tax Assessor - Collector			55.70	
Total			28,214.02	
1550 - Inventory - Commodities		0182 - Pier Funds	558.28	
		0180 - Coastal Parks Department	230.28	
		Total	788.56	
Total			29,002.58	
523 - Telephone & Utilities		5237 - Utilities - Direct Clients	4120 - Direct Social Services	12,043.99
			2179 - Tx Vet Comm Vet Asst	7,411.36
			1350 - CBCF/TXU/EFSP	370.66
	Total		19,826.01	
	5238 - TXU Electric Assistance	1350 - CBCF/TXU/EFSP	4,628.55	
		Total	4,628.55	
	5236 - InterNet Fees-T-1-ISDN	1240 - Information Technology	1,974.70	
		1770 - Sr Community Services Bldgs.	367.80	
		3720 - Jail	343.99	
		5105 - Emergency Management	142.06	
		0182 - Pier Funds	137.87	
		1780 - David Berlanga,Sr. Bldg	122.60	
		6210 - Family & Consumer Sciences	120.60	
		0370 - Metropolitan Planning Org	115.58	
		1460 - Robert N. Barnes Juv. Facility	90.39	
		1329 - Fed Awrded Sheriff	79.14	
		0180 - Coastal Parks Department	53.37	
		Total	3,548.10	
	5239 - Tipping & Dump Fees	1570 - Building Superintendent	474.84	
		1470 - Records Management Department	66.62	
		Total	541.46	
	5231 - Telephone Utility Expense	0370 - Metropolitan Planning Org	284.97	

Nueces County, Texas
PCard Transaction Totals by Budget Category, Key Code and Department
All Funds
February 2019

			Amount
Budget Category	Key Code	Department	
523 - Telephone & Utilities	5231 - Telephone Utility Expense	Total	284.97
	5229 - Content Streaming Services	3480 - Juvenile Probation	13.99
		Total	13.99
	Total		28,843.08
165 - Other Assets-Short Term	1466 - Prepaid Exps - Ricoh	1270 - County Purchasing	20,559.23
		Total	20,559.23
	1459 - Prepaid Gulf Coast	1270 - County Purchasing	2,782.34
		Total	2,782.34
	1660 - Utilitiy Pre-Payments PCard	0140 - County Stadium	1,682.21
		0110 - General Fund Administration	454.24
		0160 - Airport Fund Administration	258.42
		0170 - Inland Park Fund	196.13
		Total	2,591.00
	1464 - Postage Prepaid Expenses	1270 - County Purchasing	2,442.65
		Total	2,442.65
Total		28,375.22	
530 - Professional Services	5302 - Education Registration Fees	1245 - Human Resources	1,515.00
		3300 - Court Administration	950.00
		1240 - Information Technology	900.00
		1130 - County Attorney	770.00
		0370 - Metropolitan Planning Org	450.00
		0120 - Road & Bridge Fund	350.00
		0121 - Engineering	325.00
		3720 - Jail	300.00
		1020 - County Commissioner Prec 2	250.00
		1120 - County Judge	250.00
		3850 - Constable 5	150.00
		6210 - Family & Consumer Sciences	104.00
		6310 - County Library	70.00
		1341 - Law Enfr Ed(LEOSE)-Ctbl 1	50.00
	3700 - County Sheriff	50.00	
	1343 - Law Enfr Ed(LEOSE)-Ctbl 3	25.00	
	Total		6,509.00
	5311 - Software Srvc & Maintenance	1250 - County Auditor	549.90
		1240 - Information Technology	519.00
		0370 - Metropolitan Planning Org	15.15
Total		1,084.05	
5317 - Training Exps-Inhouse, Cntract	1160 - County Clerk	384.00	

Nueces County, Texas
PCard Transaction Totals by Budget Category, Key Code and Department
All Funds
February 2019

			Amount	
Budget Category	Key Code	Department		
530 - Professional Services	5317 - Training Exps-Inhouse, Cntract	3480 - Juvenile Probation	125.00	
		3700 - County Sheriff	30.00	
		Total	539.00	
	5306 - Empl Evals/Testing	3480 - Juvenile Probation	374.00	
		Total	374.00	
	5304 - Prescription Drugs	1386 - Social Services- Donations	118.00	
		Total	118.00	
	5307 - County Legal Exps-Other	1130 - County Attorney	33.30	
		Total	33.30	
	Total			8,657.35
554 - Travel	5542 - Travel, Food & Lodging	6110 - Agricultural Extension	1,499.37	
		1285 - General Administration	1,317.28	
		3480 - Juvenile Probation	1,158.19	
		1130 - County Attorney	652.00	
		5105 - Emergency Management	540.24	
		3530 - District Clerk	438.15	
		3300 - Court Administration	284.22	
		5330 - Animal Control	231.68	
		1020 - County Commissioner Prec 2	131.67	
		3700 - County Sheriff	125.53	
		3520 - District Attorney	110.21	
		1030 - County Commissioner Prec 3	74.32	
		6210 - Family & Consumer Sciences	5.00	
		Total	6,567.86	
Total			6,567.86	
130 - Accounts Receivable	1472 - Charge Customer A/R	3492 - Juvenile Justice Post-Adjudica	3,051.52	
		Total	3,051.52	
	1439 - Accounts Rec. Witness Expense	3520 - District Attorney	526.21	
		Total	526.21	
	1409 - A/R CREDIT CARDS	1270 - County Purchasing	87.00	
		1285 - General Administration	2.00	
		0402 - CSCD	0.00	
		Total	89.00	
	Total			3,666.73
	527 - Maint & Repair-Roads & Bridges	5276 - Road Sign Materials	0120 - Road & Bridge Fund	2,057.00
Total			2,057.00	
5274 - Parts & Supplies		0120 - Road & Bridge Fund	1,415.49	
Total			1,415.49	

Nueces County, Texas
PCard Transaction Totals by Budget Category, Key Code and Department
All Funds
February 2019

Budget Category	Key Code	Department	Amount
527 - Maint & Repair-Roads & Bridges	Total		3,472.49
742 - Supplies & Other Operating Exp	7448 - Educational Supplies	0440 - Substance Abuse Treatment	2,290.00
		Total	2,290.00
	7421 - Office Expense & Supplies	0402 - CSCD	441.43
		0440 - Substance Abuse Treatment	222.00
		Total	663.43
Total		2,953.43	
522 - Food & Kitchen Expenses	5221 - Food & Edible Items	2179 - Tx Vet Comm Vet Asst	2,308.56
		1402 - Library Board	132.81
		3300 - Court Administration	99.00
		1319 - Interest on TJJD Monies	85.42
		Total	2,625.79
	5222 - Food for Animals	5330 - Animal Control	175.88
		1330 - State Awrdded Sheriff	143.97
		Total	319.85
	5225 - Kitchen Supplies & Tools	1402 - Library Board	7.31
		Total	7.31
	Total		2,952.95
702 - Travel and Training	7020 - Travel and Training	0402 - CSCD	150.00
		Total	150.00
	Total		150.00
525 - Gasoline/Fuel	5241 - Gasoline-Credit Card & Bulk	6110 - Agricultural Extension	80.01
		3700 - County Sheriff	29.21
		Total	109.22
	Total		109.22
732 - Professional Fees	7327 - Educational-Registration Fee	0402 - CSCD	100.00
		Total	100.00
	Total		100.00
712 - Furnished Transportation	7127 - Motor Vehicle Passenger	0440 - Substance Abuse Treatment	45.00
		0410 - CCP Pre-Trial Services	15.00
		0402 - CSCD	7.50
		0403 - Drug Court-DP	7.50
		0412 - Comm Service Restitution(CSR)	7.50
		Total	82.50
	Total		82.50
Total		317,801.75	

Nueces County
Transaction Totals by Department Average
Statement Date(s): Feb 28, 2019

Merchant	Amount	Department	Card Holder Name	Average Transaction per Dept	Average Transaction per Cardholder
CORPUS CHRISTI CALLER	470.45	4130	MARTINEZ, SARAH EVETTE	1,387.46	1,387.46
CORPUS CHRISTI REGIONAL	6,500.00	4130	MARTINEZ, SARAH EVETTE	1,387.46	1,387.46
FSI CPL RETAIL	332.20	4130	MARTINEZ, SARAH EVETTE	1,387.46	1,387.46
POSITIVE PROMOTIONS	1,022.13	4130	MARTINEZ, SARAH EVETTE	1,387.46	1,387.46
INTUIT QUICKBOOKS	549.90	1250	GONZALEZ, FRANCISCA YESENIA SA	850.15	1,570.45
NUECES COUNTY WATER DISCT	2,591.00	1250	GONZALEZ, FRANCISCA YESENIA SA	850.15	1,570.45
UNITED 0162437216521	490.00	1250	ROBINSON, SABRA HALL	850.15	490.00
UNITED 0162437216522	490.00	1250	ROBINSON, SABRA HALL	850.15	490.00
UNITED 0162437216523	490.00	1250	ROBINSON, SABRA HALL	850.15	490.00
UNITED 0162437216524	490.00	1250	ROBINSON, SABRA HALL	850.15	490.00
AMAZON.COM MI5V71ZG1	23.26	1270	ROBINSON, MICHAEL R	595.17	1,422.43
AMZN MKTP US MB3YB0DO2	155.99	1270	ROBINSON, MICHAEL R	595.17	1,422.43
AMZN MKTP US MI43U36K0	629.00	1270	ROBINSON, MICHAEL R	595.17	1,422.43
AMZN MKTP US MI7Z95PG2	307.90	1270	ROBINSON, MICHAEL R	595.17	1,422.43
AMZN MKTP US MI9QY8NN0	48.00	1270	ROBINSON, MICHAEL R	595.17	1,422.43
BESTBUYCOM031	368.07	1270	ROBINSON, MICHAEL R	595.17	1,422.43
BESTBUYCOM297	675.95	1270	ROBINSON, MICHAEL R	595.17	1,422.43
CDW GOVT #1122-5211	390.53	1270	ROBINSON, MICHAEL R	595.17	1,422.43
COASTAL OFFICE SOLUTIONS	150.00	1270	ROBINSON, MICHAEL R	595.17	1,422.43
FINANCIAL SERVICES	20,559.23	1270	ROBINSON, MICHAEL R	595.17	1,422.43
GATEWAY PRINTING & OFFICE	464.75	1270	ROBINSON, MICHAEL R	595.17	1,422.43
GULF COAST MAILING SERV	2,782.34	1270	ROBINSON, MICHAEL R	595.17	1,422.43
IN GULF BUSINESS PRINTIN	6,447.33	1270	ROBINSON, MICHAEL R	595.17	1,422.43
IN ID CARD CONSULTANTS	98.84	1270	ROBINSON, MICHAEL R	595.17	1,422.43
MARTIN YALE	139.86	1270	ROBINSON, MICHAEL R	595.17	1,422.43
PITNEY BOWES PI	4,102.41	1270	ROBINSON, MICHAEL R	595.17	1,422.43
THC VIRTUAL AUSTIN	3,750.00	1270	ROBINSON, MICHAEL R	595.17	1,422.43
THOMSON WEST TCD	157.00	1270	ROBINSON, MICHAEL R	595.17	1,422.43
AT&T K006 9968 ESTOR	87.00	1270	RAMIREZ, ROMEO ANTHONY	595.17	743.29
C&S PLATING & BUMPER RECY	1,966.50	1270	RAMIREZ, ROMEO ANTHONY	595.17	743.29
DAILY WELLS COMMUNICATIO	1,624.00	1270	RAMIREZ, ROMEO ANTHONY	595.17	743.29
IN LONE STAR PRODUCTS &	3,089.52	1270	RAMIREZ, ROMEO ANTHONY	595.17	743.29
CORPUS CHRISTI CALLER	388.00	1270	MENDOZA, ANNETTE	595.17	451.38
POSTNET (TX162)	1,417.50	1270	MENDOZA, ANNETTE	595.17	451.38
AMAZON.COM MB8PR4KT2	36.94	1270	HERNANDEZ, ERICA ANN	595.17	448.10

Nueces County
Transaction Totals by Department Average
Statement Date(s): Feb 28, 2019

Merchant	Amount	Department	Card Holder Name	Average Transaction per Dept	Average Transaction per Cardholder
AMERICAN SOLUTIONS4 BUS	3,801.03	1270	HERNANDEZ, ERICA ANN	595.17	448.10
AMZN MKTP US MB90E0SC2	33.00	1270	HERNANDEZ, ERICA ANN	595.17	448.10
AMZN MKTP US M19GS1EO1	35.73	1270	HERNANDEZ, ERICA ANN	595.17	448.10
CARROT TOP INDUSTRIES	266.10	1270	HERNANDEZ, ERICA ANN	595.17	448.10
CC DISTRIBUTORS	456.36	1270	HERNANDEZ, ERICA ANN	595.17	448.10
CC STAMP WORKS INC	1,063.75	1270	HERNANDEZ, ERICA ANN	595.17	448.10
COASTAL OFFICE SOLUTIONS	4,288.68	1270	HERNANDEZ, ERICA ANN	595.17	448.10
CORPUS CHRISTI ELECTRIC	134.40	1270	HERNANDEZ, ERICA ANN	595.17	448.10
FASCLAMPITT CC	173.14	1270	HERNANDEZ, ERICA ANN	595.17	448.10
FASCLAMPITT CORPUS CHRIST	581.41	1270	HERNANDEZ, ERICA ANN	595.17	448.10
GATEWAY PRINTING & OFFICE	11,592.81	1270	HERNANDEZ, ERICA ANN	595.17	448.10
GULF COAST PAPER COMPANY-	27,981.76	1270	HERNANDEZ, ERICA ANN	595.17	448.10
IN ACADEMIC CHURCH & CHO	1,960.00	1270	HERNANDEZ, ERICA ANN	595.17	448.10
ITD PRINT SOLUTIONS	2,836.00	1270	HERNANDEZ, ERICA ANN	595.17	448.10
MOORE MEDICAL LLC	201.55	1270	HERNANDEZ, ERICA ANN	595.17	448.10
POSTNET (TX162)	201.90	1270	HERNANDEZ, ERICA ANN	595.17	448.10
PRINTING DYNAMICS	435.00	1270	HERNANDEZ, ERICA ANN	595.17	448.10
SQ GULF COAST LASE	438.00	1270	HERNANDEZ, ERICA ANN	595.17	448.10
THE PAIGE COMPANY CONT	839.50	1270	HERNANDEZ, ERICA ANN	595.17	448.10
ALTEX COMPUTER AND ELECTR	56.84	1270	RAMIREZ, ROMEO ANTHONY	595.17	282.71
DAILY WELLS COMMUNICATIO	1,624.00	1270	RAMIREZ, ROMEO ANTHONY	595.17	282.71
GULF COAST GRAPHICS	220.00	1270	RAMIREZ, ROMEO ANTHONY	595.17	282.71
NUECES CO TX - GOV PAY FE	9.00	1270	RAMIREZ, ROMEO ANTHONY	595.17	282.71
NUECES CO TX-TAC-MOTOR	137.25	1270	RAMIREZ, ROMEO ANTHONY	595.17	282.71
ON SITE DECALS	840.00	1270	RAMIREZ, ROMEO ANTHONY	595.17	282.71
ALTEX COMPUTER AND ELECTR	5.99	1270	RODRIGUEZ, RAUL R	595.17	237.71
DAILY WELLS COMMUNICATIO	227.50	1270	RODRIGUEZ, RAUL R	595.17	237.71
NUECES CO TX - GOV PAY FE	3.00	1270	RODRIGUEZ, RAUL R	595.17	237.71
NUECES CO TX-TAC-MOTOR	52.50	1270	RODRIGUEZ, RAUL R	595.17	237.71
USPS PO 4820250415	1,375.00	1270	RODRIGUEZ, RAUL R	595.17	237.71
ACT ACTIVE EVENTS REG	950.00	3300	ROBERTS, MARILEE LISEC	444.41	444.41
DOUBLETREE SUITES ASTN	284.22	3300	ROBERTS, MARILEE LISEC	444.41	444.41
MARCO & CO. CATERING	99.00	3300	ROBERTS, MARILEE LISEC	444.41	444.41

Nueces County
Transaction Totals by Department Average
Statement Date(s): Feb 28, 2019

Merchant	Amount	Department	Card Holder Name	Average Transaction per Dept	Average Transaction per Cardholder
TAGITM	900.00	1240	MURPHY, THOMAS LANCE	433.70	900.00
ALTEX COMPUTER AND ELECTR	556.86	1240	MEDRANO, LARRY JR ROCHA	433.70	510.06
ATLAS PHONES.COM	581.83	1240	MEDRANO, LARRY JR ROCHA	433.70	510.06
AWL PEARSON EDUCATION	64.94	1240	MEDRANO, LARRY JR ROCHA	433.70	510.06
CBT NUGGETS	599.00	1240	MEDRANO, LARRY JR ROCHA	433.70	510.06
GRAYBAR ELECTRIC	103.25	1240	MEDRANO, LARRY JR ROCHA	433.70	510.06
IDU INSIGHT PUBLIC SEC	4,509.24	1240	MEDRANO, LARRY JR ROCHA	433.70	510.06
NICKLESS SCHIRMER AND CO	392.85	1240	MEDRANO, LARRY JR ROCHA	433.70	510.06
PHONE LADY	842.93	1240	MEDRANO, LARRY JR ROCHA	433.70	510.06
WEB NETWORKSOLUTIONS	0.00	1240	MEDRANO, LARRY JR ROCHA	433.70	510.06
ADI-SA	3,222.73	1240	CANALES, BRENDA LEE	433.70	370.14
CC DISPOSAL SERVICE	66.62	1240	CANALES, BRENDA LEE	433.70	370.14
DTV DIRECTV SERVICE	54.45	1240	CANALES, BRENDA LEE	433.70	370.14
EVEREST WATER COFFEE	75.75	1240	CANALES, BRENDA LEE	433.70	370.14
GRANDE COMMUNICATIONS	71.71	1240	CANALES, BRENDA LEE	433.70	370.14
GRAYBAR ELECTRIC COMPANY	1,639.17	1240	CANALES, BRENDA LEE	433.70	370.14
IN RICHLINE TECHNICAL SE	270.00	1240	CANALES, BRENDA LEE	433.70	370.14
LOGMEIN GOTOMEETING	147.00	1240	CANALES, BRENDA LEE	433.70	370.14
TWC TIME WARNER CABLE	1,848.54	1240	CANALES, BRENDA LEE	433.70	370.14
UPS 299111AB728	6.90	1240	CANALES, BRENDA LEE	433.70	370.14
THE HOME DEPOT 6584	92.97	1240	SALINAS, ELIZABETH H	433.70	92.97
FEDEX 31874668	60.03	3520	CLARK, JAMYE	411.59	411.59
HOLIDAY INN	1,068.57	3520	CLARK, JAMYE	411.59	411.59
HOLIDAY INN EXPRESS & SU	110.21	3520	CLARK, JAMYE	411.59	411.59
SOUTHWES 5260156566728	-542.36	3520	CLARK, JAMYE	411.59	411.59
TDCAA	3,295.00	3520	CLARK, JAMYE	411.59	411.59
THOMSON WEST TCD	385.00	3520	CLARK, JAMYE	411.59	411.59
TLO TRANSUNION	151.00	3520	CLARK, JAMYE	411.59	411.59
GRAINGER	453.23	0160	COX, JOHN F	407.54	407.54
IN R & R PETRO SERVICES	582.63	0160	COX, JOHN F	407.54	407.54
MARCO ELECTRONICS	234.97	0160	COX, JOHN F	407.54	407.54
MUELLER INC	43.95	0160	COX, JOHN F	407.54	407.54
SQ G A DOUGLAS	1,538.00	0160	COX, JOHN F	407.54	407.54
JOHNSON CONTROLS SS	1,559.00	1570	WALKER, VICTOR	325.84	733.00
TOTAL PROTECTION SYSTEMS	640.00	1570	WALKER, VICTOR	325.84	733.00
BURNER COMBUSTION SYSTEM	270.14	1570	RIOS, BOBBY C	325.84	495.01

Nueces County
Transaction Totals by Department Average
Statement Date(s): Feb 28, 2019

Merchant	Amount	Department	Card Holder Name	Average Transaction per Dept	Average Transaction per Cardholder
INTERNATIONAL ELECTRONICS	30.00	1570	RIOS, BOBBY C	325.84	495.01
JOHNSTONE SUPPLY OF C C	152.43	1570	RIOS, BOBBY C	325.84	495.01
PROF PLUMBING GROUP	4,414.43	1570	RIOS, BOBBY C	325.84	495.01
THE HOME DEPOT #6584	83.11	1570	RIOS, BOBBY C	325.84	495.01
1398 COLUMBIA	380.00	1570	CRUTCHFIELD, ROCKY J	325.84	461.58
A PLUS PLUMBING AND RE	1,465.00	1570	CRUTCHFIELD, ROCKY J	325.84	461.58
BROOKS TIRE INC	20.00	1570	CRUTCHFIELD, ROCKY J	325.84	461.58
IN PRO TECH MECHANICAL I	477.43	1570	CRUTCHFIELD, ROCKY J	325.84	461.58
IN TROYS FENCE	2,050.00	1570	CRUTCHFIELD, ROCKY J	325.84	461.58
MCCOYS #17	20.97	1570	CRUTCHFIELD, ROCKY J	325.84	461.58
THE HOME DEPOT #6564	147.25	1570	CRUTCHFIELD, ROCKY J	325.84	461.58
THE HOME DEPOT #6584	55.17	1570	CRUTCHFIELD, ROCKY J	325.84	461.58
ASHMORE PAINT CO INC	2,811.47	1570	MOYA, RUDY G	325.84	458.58
CORPUS CHRISTI SAFE AND L	157.50	1570	MOYA, RUDY G	325.84	458.58
GUARD MASTER FIRE & SAFE	580.00	1570	MOYA, RUDY G	325.84	458.58
SQ GOSQ.COM TIMOTH	450.00	1570	MOYA, RUDY G	325.84	458.58
SQ HERNSON ELECTRIC	1,200.00	1570	MOYA, RUDY G	325.84	458.58
STANLEY STEEMERCORCHR	303.99	1570	MOYA, RUDY G	325.84	458.58
A & B PLASTICS AND FABRIC	1,433.00	1570	CASTILLO, NOE C	325.84	353.18
A PLUS PLUMBING AND RE	2,621.15	1570	CASTILLO, NOE C	325.84	353.18
CC PLUMBING	138.12	1570	CASTILLO, NOE C	325.84	353.18
IN PRO TECH MECHANICAL I	181.00	1570	CASTILLO, NOE C	325.84	353.18
KOETTER FIRE CORPUS	381.01	1570	CASTILLO, NOE C	325.84	353.18
MINIT MAN #5	7.00	1570	CASTILLO, NOE C	325.84	353.18
STANLEY STEEMERCORCHR	775.00	1570	CASTILLO, NOE C	325.84	353.18
THE HOME DEPOT #0526	159.88	1570	CASTILLO, NOE C	325.84	353.18
THE HOME DEPOT #6584	511.15	1570	CASTILLO, NOE C	325.84	353.18
THE HOME DEPOT 6584	88.70	1570	CASTILLO, NOE C	325.84	353.18
TOTAL PROTECTION SYSTEMS	120.00	1570	CASTILLO, NOE C	325.84	353.18
ZORO TOOLS INC	647.58	1570	CASTILLO, NOE C	325.84	353.18
FERGUSON ENT # 116	392.42	1570	BELTRAN, HECTOR A	325.84	339.10
FIRETROL PROTECTION SYSTE	362.50	1570	BELTRAN, HECTOR A	325.84	339.10
JOHNSON CONTROLS SS	1,598.00	1570	BELTRAN, HECTOR A	325.84	339.10
THE HOME DEPOT #6584	359.88	1570	BELTRAN, HECTOR A	325.84	339.10
1398 COLUMBIA	744.44	1570	FLORES, RICHARD	325.84	289.73

Nueces County
Transaction Totals by Department Average
Statement Date(s): Feb 28, 2019

Merchant	Amount	Department	Card Holder Name	Average Transaction per Dept	Average Transaction per Cardholder
A PLUS PLUMBING AND RE	550.00	1570	FLORES, RICHARD	325.84	289.73
ALTEX COMPUTER AND ELECTR	159.99	1570	FLORES, RICHARD	325.84	289.73
CC PLUMBING	115.71	1570	FLORES, RICHARD	325.84	289.73
GRAYBAR ELECTRIC	83.99	1570	FLORES, RICHARD	325.84	289.73
HUSKY TRAILER& PARTS CO	29.99	1570	FLORES, RICHARD	325.84	289.73
STANLEY STEEMERCORCHR	1,362.98	1570	FLORES, RICHARD	325.84	289.73
SUMMIT ELECTRIC SUPPLY	101.40	1570	FLORES, RICHARD	325.84	289.73
THE HOME DEPOT #6564	32.27	1570	FLORES, RICHARD	325.84	289.73
THE HOME DEPOT #6584	20.51	1570	FLORES, RICHARD	325.84	289.73
TOTAL PROTECTION SYSTEMS	855.00	1570	FLORES, RICHARD	325.84	289.73
ASHMORE PAINT CO INC	29.70	1570	PALACIOS JR, NICK	325.84	260.29
THE HOME DEPOT 6584	490.88	1570	PALACIOS JR, NICK	325.84	260.29
ASHMORE PAINT CO INC	1,742.48	1570	PERALES, ERNESTO GALLEGOS	325.84	160.65
BIRDS RUBBER STAMPS	103.40	1570	PERALES, ERNESTO GALLEGOS	325.84	160.65
COASTAL A.D.S INC.	274.80	1570	PERALES, ERNESTO GALLEGOS	325.84	160.65
CORPUS CHRISTI SAFE AND L	51.95	1570	PERALES, ERNESTO GALLEGOS	325.84	160.65
INNOVATIVE SIGN LLC	278.35	1570	PERALES, ERNESTO GALLEGOS	325.84	160.65
SHEINBERG TOOL CO. INC.	69.80	1570	PERALES, ERNESTO GALLEGOS	325.84	160.65
THE HOME DEPOT #6584	49.64	1570	PERALES, ERNESTO GALLEGOS	325.84	160.65
AMAZON.COM MI2GQ1P71	281.13	1570	HOGWOOD, CHARLES EUGENE	325.84	141.18
AMZN MKTP US MI6ZZ8AS0	62.15	1570	HOGWOOD, CHARLES EUGENE	325.84	141.18
AMZN MKTP US MI7HF8VZ1	63.79	1570	HOGWOOD, CHARLES EUGENE	325.84	141.18
CORPUS CHRISTI ELECTRIC	426.67	1570	HOGWOOD, CHARLES EUGENE	325.84	141.18
FASTSERV SUPPLY CORPUS	355.00	1570	HOGWOOD, CHARLES EUGENE	325.84	141.18
GRAYBAR ELECTRIC	582.29	1570	HOGWOOD, CHARLES EUGENE	325.84	141.18
THE HOME DEPOT #6584	119.72	1570	HOGWOOD, CHARLES EUGENE	325.84	141.18
THE HOME DEPOT 6584	85.70	1570	HOGWOOD, CHARLES EUGENE	325.84	141.18
PRAXAIR DIST INC OAM	236.00	1570	HARTUNG, MARY ANNE	325.84	108.80
TWC TIME WARNER CABLE	90.39	1570	HARTUNG, MARY ANNE	325.84	108.80

Nueces County
Transaction Totals by Department Average
Statement Date(s): Feb 28, 2019

Merchant	Amount	Department	Card Holder Name	Average Transaction per Dept	Average Transaction per Cardholder
NUECES CO TX - GOV PAY FE	3.00	0402	SVEHLA, STANLEY COY	301.39	482.10
NUECES CO TX-TAC-MOTOR	82.50	0402	SVEHLA, STANLEY COY	301.39	482.10
THERANEST ANNUAL SUB	2,080.00	0402	SVEHLA, STANLEY COY	301.39	482.10
THERANEST WILEY M	210.00	0402	SVEHLA, STANLEY COY	301.39	482.10
USPS PO 4820250415	35.00	0402	SVEHLA, STANLEY COY	301.39	482.10
DELTA AIR 0062358947586	996.00	0402	HARRISON, GRISELDA	301.39	415.33
EMBASSY SUITES BY HILTON	150.00	0402	HARRISON, GRISELDA	301.39	415.33
TAMUC ACADEMICS	100.00	0402	HARRISON, GRISELDA	301.39	415.33
R&R AWARDS	353.43	0402	SHULL, WILLIAM AGUSTIN	301.39	353.43
DISPUTE-DELTA AIR 00623	-996.00	0402	HARRISON, GRISELDA	301.39	-996.00
ISLAND TIRE AND AUTOMOTIV	227.64	3820	BRANDON, DONNA D	298.13	946.35
MAACO	2,604.40	3820	BRANDON, DONNA D	298.13	946.35
SQ STICKER XPRESS	7.00	3820	BRANDON, DONNA D	298.13	946.35
ISLAND TIRE AND AUTOMOTIV	107.50	3820	ZAMORA, ANTHONY	298.13	107.50
APOLLO TOWING EASY RIDER	175.00	3820	GONZALES, MINERVA S	298.13	95.00
USPS PO 4820210418	110.00	3820	GONZALES, MINERVA S	298.13	95.00
ISLAND TIRE AND AUTOMOTIV	22.00	3820	BALDERAS, RENE	298.13	22.00
CORNER STORE 1501	11.90	3820	MARTINEZ JR, MARCIAL	298.13	11.90
ISLAND TIRE AND AUTOMOTIV	7.00	3820	NELSON, JOSEPH DAVID	298.13	7.00
SQ STICKER XPRESS	7.00	3820	ROBERTSON III, HUEL JAMES	298.13	7.00
PAYPAL	75.00	1245	GUERRA, JULIE	279.58	279.58
PAYPAL COASTALBEND	-13.51	1245	GUERRA, JULIE	279.58	279.58
SHRM ANNUAL700078670	1,490.00	1245	GUERRA, JULIE	279.58	279.58
SHRM CERTIFICATION	100.00	1245	GUERRA, JULIE	279.58	279.58
SOUTH JETTY	26.00	1245	GUERRA, JULIE	279.58	279.58
BECK MASTEN COASTAL BEND	7.00	6110	MCMANUS, JOHN KYLE	233.89	283.67
EXXONMOBIL 46918876	40.01	6110	MCMANUS, JOHN KYLE	233.89	283.67
TEXACO 0381917	40.00	6110	MCMANUS, JOHN KYLE	233.89	283.67
VIP CAR WASH AND LUBE NW	43.85	6110	MCMANUS, JOHN KYLE	233.89	283.67
WYNDHAM GARDEN RIVER WAL	1,287.51	6110	MCMANUS, JOHN KYLE	233.89	283.67
BECK MASTEN COASTAL BEND	7.00	6110	OTT, JASON P	233.89	109.43
SPRINGHILL SUITES BY M	211.86	6110	OTT, JASON P	233.89	109.43
EMBASSY SUITES SAN MR	340.24	5105	MUNGUIA, MELISSA BETH	227.43	270.12

Nueces County
Transaction Totals by Department Average
Statement Date(s): Feb 28, 2019

Merchant	Amount	Department	Card Holder Name	Average Transaction per Dept	Average Transaction per Cardholder
TDEM EMERGENCY MANAGEMENT	200.00	5105	MUNGUIA, MELISSA BETH	227.43	270.12
TWC TIME WARNER CABLE	142.06	5105	MUNGUIA, MELISSA BETH	227.43	142.06
HYATT REGENCY AUSTIN	744.00	1121	LITTLE III, TYNER W	218.80	218.80
UNITED CORPUS CHRISTI CHA	100.00	1121	LITTLE III, TYNER W	218.80	218.80
ZACHRY PUBLICATIONS	250.00	1121	LITTLE III, TYNER W	218.80	218.80
FREDPRYOR CAREERTRACK	384.00	1160	CRUZ, EMMA	200.50	384.00
DAILY WELLS COMMUNICATIO	17.00	1160	HERNANDEZ III, LORENZO	200.50	17.00
SPRINGHILL SUITES AUST	131.67	1020	GONZALEZ, JOE A	190.84	190.84
ZACHRY PUBLICATIONS	250.00	1020	GONZALEZ, JOE A	190.84	190.84
MEETING REGISTRATIO	450.00	0370	BOULAN, YOSHIKO	173.14	450.00
8X8 INC. 888-898-8733	284.97	0370	CARRIZALES, DANIEL VILLARREAL	173.14	103.92
CROSS BORDER TRANS FEE	0.15	0370	CARRIZALES, DANIEL VILLARREAL	173.14	103.92
PAYPAL WONDERIDEA	15.00	0370	CARRIZALES, DANIEL VILLARREAL	173.14	103.92
TWC TIME WARNER CABLE	115.58	0370	CARRIZALES, DANIEL VILLARREAL	173.14	103.92
A-1 TIRE & AUTO	3,449.78	4190	SANTOS, MARCELINA V	167.78	465.78
BECK MASTEN COASTAL BEND	211.49	4190	SANTOS, MARCELINA V	167.78	465.78
GALVAN TOWING	65.00	4190	SANTOS, MARCELINA V	167.78	465.78
FIVE POINTS AUTO CENTER	63.48	4190	STOVALL, SYLVESTER	167.78	141.76
HOMEDEPOT.COM	12.52	4190	STOVALL, SYLVESTER	167.78	141.76
INTERSTATE BATTERIES	505.15	4190	STOVALL, SYLVESTER	167.78	141.76
ROBSTOWN HARDWARE CO INC	854.74	4190	STOVALL, SYLVESTER	167.78	141.76
SHEINBERG TOOL CO. INC.	475.17	4190	STOVALL, SYLVESTER	167.78	141.76
SUPERIOR TRAILER SAL	109.28	4190	STOVALL, SYLVESTER	167.78	141.76
THE HOME DEPOT #6564	884.64	4190	STOVALL, SYLVESTER	167.78	141.76
THE HOME DEPOT 6564	89.74	4190	STOVALL, SYLVESTER	167.78	141.76
TRACTOR SUPPLY #333	401.39	4190	STOVALL, SYLVESTER	167.78	141.76
WESTERN AUTO ACE HARDWAR	6.08	4190	STOVALL, SYLVESTER	167.78	141.76
BECK MASTEN COASTAL BEND	28.06	4190	PAREDEZ, EZEQUIEL	167.78	128.60
FIVE POINTS AUTO CENTER	294.39	4190	PAREDEZ, EZEQUIEL	167.78	128.60
HOSE OF SOUTH TEXAS	63.57	4190	PAREDEZ, EZEQUIEL	167.78	128.60
PMI ROBSTOWN	294.52	4190	PAREDEZ, EZEQUIEL	167.78	128.60
ROBLES TIRE RECYCLING	828.84	4190	PAREDEZ, EZEQUIEL	167.78	128.60
THE HOME DEPOT #6564	89.17	4190	PAREDEZ, EZEQUIEL	167.78	128.60

Nueces County
Transaction Totals by Department Average
Statement Date(s): Feb 28, 2019

Merchant	Amount	Department	Card Holder Name	Average Transaction per Dept	Average Transaction per Cardholder
TRACTOR SUPPLY #333	151.91	4190	PAREDEZ, EZEQUIEL	167.78	128.60
WESTERN AUTO ACE HARDWAR	49.96	4190	PAREDEZ, EZEQUIEL	167.78	128.60
CORE & MAIN LP S 2	186.00	4190	MAYORGA, SANTIAGO	167.78	125.24
FIVE POINTS AUTO CENTER	150.14	4190	MAYORGA, SANTIAGO	167.78	125.24
OREILLY AUTO #1982	145.92	4190	MAYORGA, SANTIAGO	167.78	125.24
ROBLES TIRE RECYCLING	430.19	4190	MAYORGA, SANTIAGO	167.78	125.24
ROBSTOWN HARDWARE CO INC	884.79	4190	MAYORGA, SANTIAGO	167.78	125.24
THE HOME DEPOT #6564	567.84	4190	MAYORGA, SANTIAGO	167.78	125.24
THE HOME DEPOT 6564	372.49	4190	MAYORGA, SANTIAGO	167.78	125.24
WESTERN AUTO ACE HARDWAR	17.94	4190	MAYORGA, SANTIAGO	167.78	125.24
TWC TIME WARNER CABLE	490.40	4190	HERNANDEZ, JUANITA	167.78	122.60
THE HOME DEPOT #6564	107.85	4190	MONTEMAYOR, ELIZABETH J	167.78	120.75
WESTERN AUTO ACE HARDWAR	133.65	4190	MONTEMAYOR, ELIZABETH J	167.78	120.75
BINSWANGER GLASS #100	1,998.75	0120	DESAI, DIPAK VIJAYKUMAR	166.19	1,674.38
SQ SUAREZ PAINTING	1,350.00	0120	DESAI, DIPAK VIJAYKUMAR	166.19	1,674.38
HELENA CHEM CO 25041	573.80	0120	YBARRA, EDUARDO C	166.19	418.26
ROADSIDE INC	195.98	0120	YBARRA, EDUARDO C	166.19	418.26
WILBUR ELLIS TAFT	485.00	0120	YBARRA, EDUARDO C	166.19	418.26
C.C. BATTERY COMPANY	346.50	0120	ORTIZ, CIPRIANO	166.19	374.83
GCR 630CORPCHRISTITX	1,706.97	0120	ORTIZ, CIPRIANO	166.19	374.83
KEGCO INC	33.69	0120	ORTIZ, CIPRIANO	166.19	374.83
SOUTHERN TIRE MART	1,661.18	0120	ORTIZ, CIPRIANO	166.19	374.83
CERTIFIED LABORATORIES	303.90	0120	WHITE, DOROTHY ARLENE	166.19	276.95
TEXAS THRONE LLC	250.00	0120	WHITE, DOROTHY ARLENE	166.19	276.95
AIR AND FILTERS 2	49.92	0120	SANCHEZ, JOSE LUIS	166.19	247.38
ARNOLD OIL COMPANY	640.01	0120	SANCHEZ, JOSE LUIS	166.19	247.38
CBS RENTAL & SUPPLY	155.20	0120	SANCHEZ, JOSE LUIS	166.19	247.38
DELTA SPECIALTIES SUPPLY	640.92	0120	SANCHEZ, JOSE LUIS	166.19	247.38
KEGCO INC	51.77	0120	SANCHEZ, JOSE LUIS	166.19	247.38
NSC NORTHERN SAFETY CO	768.58	0120	SANCHEZ, JOSE LUIS	166.19	247.38
THE HOME DEPOT #6584	167.36	0120	SANCHEZ, JOSE LUIS	166.19	247.38
SHEINBERG TOOL CO. INC.	144.28	0120	MORADO, ROBERT LUIS	166.19	224.79
THE HOME DEPOT #6584	107.38	0120	MORADO, ROBERT LUIS	166.19	224.79
VULCAN INC	647.50	0120	MORADO, ROBERT LUIS	166.19	224.79
DSHS REGULATORY PR	371.00	0120	MORENO, YOLANDA	166.19	166.06
ENSYSTEX II	7.50	0120	MORENO, YOLANDA	166.19	166.06
HALFMOON EDUCATION	325.00	0120	MORENO, YOLANDA	166.19	166.06

Nueces County
Transaction Totals by Department Average
Statement Date(s): Feb 28, 2019

Merchant	Amount	Department	Card Holder Name	Average Transaction per Dept	Average Transaction per Cardholder
TEXAS FLOODPLAIN MANAGEMEM	550.00	0120	MORENO, YOLANDA	166.19	166.06
TXDOT FINANCE	75.00	0120	MORENO, YOLANDA	166.19	166.06
ADVANCE AUTO PARTS #3344	69.99	0120	LOPEZ, ROSIE LAMAR	166.19	161.76
AG PRO TAFT 010102	476.54	0120	LOPEZ, ROSIE LAMAR	166.19	161.76
AN CHEVROLET N CORPUS	275.96	0120	LOPEZ, ROSIE LAMAR	166.19	161.76
ARNOLD OIL COMPANY	291.06	0120	LOPEZ, ROSIE LAMAR	166.19	161.76
BUSTERS BUTANE	24.00	0120	LOPEZ, ROSIE LAMAR	166.19	161.76
C.C. BATTERY COMPANY	604.65	0120	LOPEZ, ROSIE LAMAR	166.19	161.76
COASTAL DIESEL	2,141.69	0120	LOPEZ, ROSIE LAMAR	166.19	161.76
COOPER EQUIPMENT	207.91	0120	LOPEZ, ROSIE LAMAR	166.19	161.76
CORPUS CHRISTI FORD	684.80	0120	LOPEZ, ROSIE LAMAR	166.19	161.76
CORPUS CHRISTI FREIGHTLIN	1,794.68	0120	LOPEZ, ROSIE LAMAR	166.19	161.76
DIESEL ENGINE & INJECTIO	55.70	0120	LOPEZ, ROSIE LAMAR	166.19	161.76
EWALD KUBOTA - CORPUS CHR	520.76	0120	LOPEZ, ROSIE LAMAR	166.19	161.76
GRAINGER	60.00	0120	LOPEZ, ROSIE LAMAR	166.19	161.76
HOLT CAT CORPUS - MC	369.04	0120	LOPEZ, ROSIE LAMAR	166.19	161.76
HOSE OF SOUTH TEXAS	251.36	0120	LOPEZ, ROSIE LAMAR	166.19	161.76
HUSKY TRAILER& PARTS CO	30.00	0120	LOPEZ, ROSIE LAMAR	166.19	161.76
MCCOYS #17	88.77	0120	LOPEZ, ROSIE LAMAR	166.19	161.76
OIL PATCH PETROLEUM INC	99.71	0120	LOPEZ, ROSIE LAMAR	166.19	161.76
OREILLY AUTO #0635	135.84	0120	LOPEZ, ROSIE LAMAR	166.19	161.76
PMI ROBSTOWN	104.82	0120	LOPEZ, ROSIE LAMAR	166.19	161.76
ROBSTOWN HARDWARE CO INC	140.28	0120	LOPEZ, ROSIE LAMAR	166.19	161.76
SHEINBERG TOOL CO. INC.	546.60	0120	LOPEZ, ROSIE LAMAR	166.19	161.76
SOUTHWEST WHEEL CO COR	59.01	0120	LOPEZ, ROSIE LAMAR	166.19	161.76
TEXAN GLASS - SOUTH INC	650.00	0120	LOPEZ, ROSIE LAMAR	166.19	161.76
TRACTOR SUPPLY CO #1907	134.50	0120	LOPEZ, ROSIE LAMAR	166.19	161.76
WESTERN AUTO ACE HARDWAR	49.93	0120	LOPEZ, ROSIE LAMAR	166.19	161.76
ADVANCE AUTO PARTS #3344	14.98	0120	MARTINEZ JR, ARTURO	166.19	155.50
AIRGAS CENTRAL	295.39	0120	MARTINEZ JR, ARTURO	166.19	155.50
AN CHEVROLET N CORPUS	385.94	0120	MARTINEZ JR, ARTURO	166.19	155.50
ARMSTRONG LUMBER COMPANY	53.14	0120	MARTINEZ JR, ARTURO	166.19	155.50
ARNOLD OIL COMPANY	16.31	0120	MARTINEZ JR, ARTURO	166.19	155.50
BUSH HYDRAULICS	35.09	0120	MARTINEZ JR, ARTURO	166.19	155.50
C.C. BATTERY COMPANY	394.50	0120	MARTINEZ JR, ARTURO	166.19	155.50

Nueces County
Transaction Totals by Department Average
Statement Date(s): Feb 28, 2019

Merchant	Amount	Department	Card Holder Name	Average Transaction per Dept	Average Transaction per Cardholder
COASTAL DIESEL	51.72	0120	MARTINEZ JR, ARTURO	166.19	155.50
CORPUS CHRISTI FORD	463.73	0120	MARTINEZ JR, ARTURO	166.19	155.50
CORPUS CHRISTI FREIGHTLIN	649.44	0120	MARTINEZ JR, ARTURO	166.19	155.50
CREAGER TIRE AND BATTERY	57.90	0120	MARTINEZ JR, ARTURO	166.19	155.50
FASTSERV SUPPLY CORPUS	7.55	0120	MARTINEZ JR, ARTURO	166.19	155.50
HOSE OF SOUTH TEXAS	109.33	0120	MARTINEZ JR, ARTURO	166.19	155.50
IWS GAS AND SUPPLY OF TX	207.58	0120	MARTINEZ JR, ARTURO	166.19	155.50
KIMBALL MIDWEST	264.19	0120	MARTINEZ JR, ARTURO	166.19	155.50
NORTHERN HYDRAULICS	438.18	0120	MARTINEZ JR, ARTURO	166.19	155.50
OREILLY AUTO #0635	42.22	0120	MARTINEZ JR, ARTURO	166.19	155.50
ROBSTOWN HARDWARE CO INC	1,182.68	0120	MARTINEZ JR, ARTURO	166.19	155.50
SHEINBERG TOOL CO. INC.	41.95	0120	MARTINEZ JR, ARTURO	166.19	155.50
SIGN SOLUTIONS	578.00	0120	MARTINEZ JR, ARTURO	166.19	155.50
SOUTHWEST WHEEL CO COR	7.20	0120	MARTINEZ JR, ARTURO	166.19	155.50
SR PARTS GLOBAL SOLUTION	902.00	0120	MARTINEZ JR, ARTURO	166.19	155.50
TEXAN GLASS - SOUTH INC	200.00	0120	MARTINEZ JR, ARTURO	166.19	155.50
THE HOME DEPOT #6584	192.65	0120	MARTINEZ JR, ARTURO	166.19	155.50
WAUKESHA-PEARCE CORPUS	265.25	0120	MARTINEZ JR, ARTURO	166.19	155.50
WOODY'S TRUCK CENTER	140.66	0120	MARTINEZ JR, ARTURO	166.19	155.50
ARNOLD OIL COMPANY	452.40	0120	CISNEROS, SIMON G	166.19	144.30
C.C. BATTERY COMPANY	527.45	0120	CISNEROS, SIMON G	166.19	144.30
COMPLETE DIESEL REPAIR	7.00	0120	CISNEROS, SIMON G	166.19	144.30
HOSE OF SOUTH TEXAS	237.61	0120	CISNEROS, SIMON G	166.19	144.30
KENNEDY WIRE ROPE AND	233.88	0120	CISNEROS, SIMON G	166.19	144.30
OREILLY AUTO #1982	249.14	0120	CISNEROS, SIMON G	166.19	144.30
ROBSTOWN HARDWARE CO INC	256.08	0120	CISNEROS, SIMON G	166.19	144.30
SECCO INC	171.40	0120	CISNEROS, SIMON G	166.19	144.30
SOUTHERN TIRE MART	641.00	0120	CISNEROS, SIMON G	166.19	144.30
TRACTOR SUPPLY #333	109.99	0120	CISNEROS, SIMON G	166.19	144.30
THE HOME DEPOT #0526	-17.61	0120	MOLINA, MICHAEL A	166.19	106.74
THE HOME DEPOT 526	231.08	0120	MOLINA, MICHAEL A	166.19	106.74
EL CENTRO LANDFILL	474.84	0120	HERNANDEZ, NOE C	166.19	94.97
ADVANCE AUTO PARTS #3344	169.86	0120	MERCADO, SANTIAGO	166.19	88.08
AIRGAS CENTRAL	38.26	0120	MERCADO, SANTIAGO	166.19	88.08
ARNOLD OIL COMPANY	470.85	0120	MERCADO, SANTIAGO	166.19	88.08

Nueces County
Transaction Totals by Department Average
Statement Date(s): Feb 28, 2019

Merchant	Amount	Department	Card Holder Name	Average Transaction per Dept	Average Transaction per Cardholder
BUSH HYDRAULICS	21.76	0120	MERCADO, SANTIAGO	166.19	88.08
C.C. BATTERY COMPANY	700.85	0120	MERCADO, SANTIAGO	166.19	88.08
COASTAL DIESEL	210.56	0120	MERCADO, SANTIAGO	166.19	88.08
CORPUS CHRISTI FREIGHTLIN	121.95	0120	MERCADO, SANTIAGO	166.19	88.08
CREAGER TIRE AND BATTERY	242.90	0120	MERCADO, SANTIAGO	166.19	88.08
DIESEL ENGINE & INJECTIO	64.49	0120	MERCADO, SANTIAGO	166.19	88.08
EWALD KUBOTA - CORPUS CHR	213.80	0120	MERCADO, SANTIAGO	166.19	88.08
GRAINGER	38.32	0120	MERCADO, SANTIAGO	166.19	88.08
HOLT CAT CORPUS - MC	262.05	0120	MERCADO, SANTIAGO	166.19	88.08
HOSE OF SOUTH TEXAS	443.91	0120	MERCADO, SANTIAGO	166.19	88.08
IMPERIAL TRIM SHOP	390.00	0120	MERCADO, SANTIAGO	166.19	88.08
OIL PATCH PETROLEUM INC	134.88	0120	MERCADO, SANTIAGO	166.19	88.08
OREILLY AUTO #0635	356.01	0120	MERCADO, SANTIAGO	166.19	88.08
PMI ROBSTOWN	193.28	0120	MERCADO, SANTIAGO	166.19	88.08
ROBSTOWN HARDWARE CO INC	263.54	0120	MERCADO, SANTIAGO	166.19	88.08
SHEINBERG TOOL CO. INC.	389.31	0120	MERCADO, SANTIAGO	166.19	88.08
SQ SOUTH TEXAS SMALL ENG	202.71	0120	MERCADO, SANTIAGO	166.19	88.08
TRACTOR SUPPLY CO #1907	151.98	0120	MERCADO, SANTIAGO	166.19	88.08
WAUKESHA-PEARCE CORPUS	287.80	0120	MERCADO, SANTIAGO	166.19	88.08
WESTERN AUTO ACE HARDWAR	51.56	0120	MERCADO, SANTIAGO	166.19	88.08
WOODY'S TRUCK CENTER	40.43	0120	MERCADO, SANTIAGO	166.19	88.08
CBS RENTAL & SUPPLY	146.70	0120	JAQUEZ, NOE F	166.19	83.40
GULF COAST NUT & BOLT SUP	96.50	0120	JAQUEZ, NOE F	166.19	83.40
SQ TORRES GARAGE	7.00	0120	JAQUEZ, NOE F	166.19	83.40
CBS RENTAL & SUPPLY	41.00	0120	GARCIA, JERRY ADOLFO	166.19	42.51
COMPLETE DIESEL REPAIR	42.00	0120	GARCIA, JERRY ADOLFO	166.19	42.51
IN R & R PETRO SERVICES	44.54	0120	GARCIA, JERRY ADOLFO	166.19	42.51
COURTYARD BY MARRIOTT	438.15	3530	LORENTZEN, ANNE E	165.05	165.05
USPS PO 4820200410	57.00	3530	LORENTZEN, ANNE E	165.05	165.05
A-1 TIRE & AUTO	154.99	3830	MENDOZA JR, OSCAR	160.36	160.36
CULLIGAN/ULTRAPURE WAT	32.85	3830	MENDOZA JR, OSCAR	160.36	160.36
DEL MAR COLLEGE CASHIERS	25.00	3830	MENDOZA JR, OSCAR	160.36	160.36
ROBLES TIRE RECYCLING	20.00	3830	MENDOZA JR, OSCAR	160.36	160.36
SOUTHERN TIRE MART	729.31	3830	MENDOZA JR, OSCAR	160.36	160.36
H-E-B #184	2,308.56	4110	RACH, REBECCA S	156.57	769.52

Nueces County
Transaction Totals by Department Average
Statement Date(s): Feb 28, 2019

Merchant	Amount	Department	Card Holder Name	Average Transaction per Dept	Average Transaction per Cardholder
THE HOME DEPOT 6564	484.00	4110	WOOLDRIDGE, LAURA ANNETTE	156.57	484.00
CITY OF BISHOP UTILITIES	75.21	4110	GARZA, MARGARITA P	156.57	149.24
CITY OF CORPUS CHRISTI	635.74	4110	GARZA, MARGARITA P	156.57	149.24
FSI CPL RETAIL	242.43	4110	GARZA, MARGARITA P	156.57	149.24
FSI DIRECT ENERGY	150.00	4110	GARZA, MARGARITA P	156.57	149.24
FSI FIRST CHOICE POWER	157.10	4110	GARZA, MARGARITA P	156.57	149.24
GOVERNMENT PAYMENTS	3.00	4110	GARZA, MARGARITA P	156.57	149.24
NUECES COUNTY WATER DISCT	799.96	4110	GARZA, MARGARITA P	156.57	149.24
NUECES ELECTRIC COOP	522.48	4110	GARZA, MARGARITA P	156.57	149.24
ROBSTOWN UTILITY SYSTEMS	4,443.79	4110	GARZA, MARGARITA P	156.57	149.24
STREAM ENERGY/EZ-PAY	62.45	4110	GARZA, MARGARITA P	156.57	149.24
TXU BILL PAYMENT	1,935.09	4110	GARZA, MARGARITA P	156.57	149.24
USR-ELECTRIC BILL	99.99	4110	GARZA, MARGARITA P	156.57	149.24
V247 POWER CORPORATION	125.02	4110	GARZA, MARGARITA P	156.57	149.24
XOOM ENERGY TEXAS	150.00	4110	GARZA, MARGARITA P	156.57	149.24
4CHANGE ENERGY CHANGE	166.93	4110	HERRERA, VERONICA ELIZABETH	156.57	141.15
4TE GEXA ENERGY	107.08	4110	HERRERA, VERONICA ELIZABETH	156.57	141.15
AMBIT TEXAS LLC	214.59	4110	HERRERA, VERONICA ELIZABETH	156.57	141.15
AMIGO ENERGY	418.72	4110	HERRERA, VERONICA ELIZABETH	156.57	141.15
AP GAS & ELECTRIC TX	102.00	4110	HERRERA, VERONICA ELIZABETH	156.57	141.15
CITY OF CORPUS CHRISTI	6,559.86	4110	HERRERA, VERONICA ELIZABETH	156.57	141.15
FSI CPL RETAIL	674.16	4110	HERRERA, VERONICA ELIZABETH	156.57	141.15
FSI FIRST CHOICE POWER	403.71	4110	HERRERA, VERONICA ELIZABETH	156.57	141.15
JUST ENERGY	656.93	4110	HERRERA, VERONICA ELIZABETH	156.57	141.15
NUECES ELECTRIC COOP RET	150.00	4110	HERRERA, VERONICA ELIZABETH	156.57	141.15
PYL MYAN MANAGEMENT	523.85	4110	HERRERA, VERONICA ELIZABETH	156.57	141.15
RELIANT ENERGY	1,101.00	4110	HERRERA, VERONICA ELIZABETH	156.57	141.15
STREAM ENERGY/EZ-PAY	681.95	4110	HERRERA, VERONICA ELIZABETH	156.57	141.15
TRIEAGLE ENERGY LP	150.00	4110	HERRERA, VERONICA ELIZABETH	156.57	141.15
TXU BILL PAYMENT	3,176.46	4110	HERRERA, VERONICA ELIZABETH	156.57	141.15

Nueces County
Transaction Totals by Department Average
Statement Date(s): Feb 28, 2019

Merchant	Amount	Department	Card Holder Name	Average Transaction per Dept	Average Transaction per Cardholder
USR-ELECTRIC BILL	75.56	4110	HERRERA, VERONICA ELIZABETH	156.57	141.15
XOOM ENERGY TEXAS	81.15	4110	HERRERA, VERONICA ELIZABETH	156.57	141.15
WM SUPERCENTER #470	118.00	4110	MITSUI, ELAYNE C	156.57	118.00
GRAINGER	74.41	3092	HINOJOSA, VICTOR A	134.25	189.00
OREILLY AUTO #0635	110.12	3092	HINOJOSA, VICTOR A	134.25	189.00
UNIVAR USA INC	1,516.45	3092	HINOJOSA, VICTOR A	134.25	189.00
ADVANCE AUTO PARTS #3344	23.99	3092	DIAZ JR, DONACIANO R	134.25	97.34
GRAINGER	30.44	3092	DIAZ JR, DONACIANO R	134.25	97.34
PSI SERVICES LLC	64.00	3092	DIAZ JR, DONACIANO R	134.25	97.34
UNIVAR USA INC	368.26	3092	DIAZ JR, DONACIANO R	134.25	97.34
CREAGER TIRE AND BATTERY	7.00	3092	FLORES, MICHAEL ANTHONY	134.25	31.51
UNIVAR USA INC	87.52	3092	FLORES, MICHAEL ANTHONY	134.25	31.51
DAILY WELLS COMMUNICATIO	340.00	0180	AGUILAR, ROBERT MARIO	133.99	215.50
EAGLE LOCK AND KEY	52.00	0180	AGUILAR, ROBERT MARIO	133.99	215.50
GCR 630CORPCHRISTITX	838.00	0180	AGUILAR, ROBERT MARIO	133.99	215.50
GULF COAST PAPER COM	81.48	0180	AGUILAR, ROBERT MARIO	133.99	215.50
ISLAND TIRE AND AUTOMOTIV	14.00	0180	AGUILAR, ROBERT MARIO	133.99	215.50
LOWES #01825	152.58	0180	AGUILAR, ROBERT MARIO	133.99	215.50
NORTH PADRE HARDWARE	1,395.70	0180	AGUILAR, ROBERT MARIO	133.99	215.50
OFFICE DEPOT #70	74.97	0180	AGUILAR, ROBERT MARIO	133.99	215.50
OREILLY AUTO #0445	32.36	0180	AGUILAR, ROBERT MARIO	133.99	215.50
TURNERS LANDSCAPE INC	35.94	0180	AGUILAR, ROBERT MARIO	133.99	215.50
ACADEMY SPORTS #29	114.57	0180	SCOTT, ALANA KAY	133.99	140.21
AMZN MKTP US MI09C3FV1	42.87	0180	SCOTT, ALANA KAY	133.99	140.21
ATT BILL PAYMENT	191.24	0180	SCOTT, ALANA KAY	133.99	140.21
BUILDASIGN.COM	221.85	0180	SCOTT, ALANA KAY	133.99	140.21
COTTONWOOD SOFTWARE	200.00	0180	SCOTT, ALANA KAY	133.99	140.21
DOLLAR TREE	159.00	0180	SCOTT, ALANA KAY	133.99	140.21
GCR 630CORPCHRISTITX	433.95	0180	SCOTT, ALANA KAY	133.99	140.21
LOWES #00907	116.88	0180	SCOTT, ALANA KAY	133.99	140.21
MOMAR INC	611.30	0180	SCOTT, ALANA KAY	133.99	140.21
ODESSA PUMPS - CORPUS CH	950.00	0180	SCOTT, ALANA KAY	133.99	140.21
PAYPAL MIKE DAVIS	77.88	0180	SCOTT, ALANA KAY	133.99	140.21
PAYPAL RUNES	47.25	0180	SCOTT, ALANA KAY	133.99	140.21
PAYPAL YAAKOV NAON	40.97	0180	SCOTT, ALANA KAY	133.99	140.21
PAYPAL YRONLNBKSTR	6.67	0180	SCOTT, ALANA KAY	133.99	140.21
PRO FIRE PROTECTION INC	155.00	0180	SCOTT, ALANA KAY	133.99	140.21

Nueces County
Transaction Totals by Department Average
Statement Date(s): Feb 28, 2019

Merchant	Amount	Department	Card Holder Name	Average Transaction per Dept	Average Transaction per Cardholder
SAMS CLUB #8267	6.48	0180	SCOTT, ALANA KAY	133.99	140.21
SAMSCLUB #8267	407.95	0180	SCOTT, ALANA KAY	133.99	140.21
SMARTSIGN	48.08	0180	SCOTT, ALANA KAY	133.99	140.21
USPS PO 4820210418	10.40	0180	SCOTT, ALANA KAY	133.99	140.21
WAL-MART #0490	169.92	0180	SCOTT, ALANA KAY	133.99	140.21
WM SUPERCENTER #490	53.81	0180	SCOTT, ALANA KAY	133.99	140.21
B & R SUPPLY & EQUIPMENT	119.50	0180	GALVAN JR, ANTONIO	133.99	125.02
DISCOUNT AUTO 2	227.89	0180	GALVAN JR, ANTONIO	133.99	125.02
DISCOUNT-TIRE-CO TXC-05	399.00	0180	GALVAN JR, ANTONIO	133.99	125.02
FASTSERV SUPPLY CORPUS	325.50	0180	GALVAN JR, ANTONIO	133.99	125.02
FERGUSON ENT # 116	260.40	0180	GALVAN JR, ANTONIO	133.99	125.02
JEANS RESTAURANT SUPPLY	151.18	0180	GALVAN JR, ANTONIO	133.99	125.02
LOWES #01825	188.73	0180	GALVAN JR, ANTONIO	133.99	125.02
LUBRICATION STATION	7.00	0180	GALVAN JR, ANTONIO	133.99	125.02
NORTH PADRE HARDWARE	31.92	0180	GALVAN JR, ANTONIO	133.99	125.02
NSC NORTHERN SAFETY CO	131.58	0180	GALVAN JR, ANTONIO	133.99	125.02
ROBSTOWN HARDWARE CO INC	282.58	0180	GALVAN JR, ANTONIO	133.99	125.02
LOWES #01825	1,888.27	0180	CRONIN, RONALD MICHAEL	133.99	90.71
MG BUILDING CORPUS CHRIS	171.35	0180	CRONIN, RONALD MICHAEL	133.99	90.71
NORTH PADRE HARDWARE	237.81	0180	CRONIN, RONALD MICHAEL	133.99	90.71
THE HOME DEPOT #0526	151.71	0180	CRONIN, RONALD MICHAEL	133.99	90.71
BIG O TIRES 43117	55.00	3810	CANTU, MARK A	125.01	171.20
GCR 630CORPCHRISTITX	287.40	3810	CANTU, MARK A	125.01	171.20
MILESTONES MEMORIES LLC	140.00	3810	ROSAS, STEPHEN A	125.01	170.00
SQ AUTO WORKS UNLI	500.00	3810	ROSAS, STEPHEN A	125.01	170.00
TEXAS EXCELLENCE DETAIL	40.00	3810	ROSAS, STEPHEN A	125.01	170.00
DANNYS TIRE SHOP	20.80	3810	TAMEZ JR, ELIZANDRO	125.01	103.18
GCR 630CORPCHRISTITX	351.91	3810	TAMEZ JR, ELIZANDRO	125.01	103.18
TEXAS EXCELLENCE DETAIL	40.00	3810	TAMEZ JR, ELIZANDRO	125.01	103.18
DEL MAR COLLEGE CASHIERS	50.00	3810	MARTINEZ, FELIPE DE JESUS	125.01	32.50
SQ BANUELOS TIRE PROS	15.00	3810	MARTINEZ, FELIPE DE JESUS	125.01	32.50
EVIDENT INC	544.95	3700	WORTHINGTON, JAY A	123.71	544.95
GOODYEAR A.S.C. #4738	385.45	3700	GARCIA, LAURA N	123.71	385.45
ARC SERVICES/TRAINING	300.00	3700	LEAL, ROBERT	123.71	341.50
DISCOUNT-TIRE-CO TXC-05	383.00	3700	LEAL, ROBERT	123.71	341.50

Nueces County
Transaction Totals by Department Average
Statement Date(s): Feb 28, 2019

Merchant	Amount	Department	Card Holder Name	Average Transaction per Dept	Average Transaction per Cardholder
STAPLES TIRE & AUTOMOTIVE	301.85	3700	ESCOBAR, JOE O	123.71	301.85
DEL-AIR CO INC	282.84	3700	MARTINEZ, MARCUS D	123.71	282.84
AMER ASSOC NOTARIESWE	100.90	3700	MARTINEZ, CYNTHIA LAURA	123.71	249.93
DTV DIRECTV SERVICE	247.99	3700	MARTINEZ, CYNTHIA LAURA	123.71	249.93
MYRON CORP	142.70	3700	MARTINEZ, CYNTHIA LAURA	123.71	249.93
OFFICE DEPOT #1127	345.12	3700	MARTINEZ, CYNTHIA LAURA	123.71	249.93
ON SITE DECALS	100.00	3700	MARTINEZ, CYNTHIA LAURA	123.71	249.93
SMARTSIGN	510.00	3700	MARTINEZ, CYNTHIA LAURA	123.71	249.93
SYMBOL ARTS WEB	552.75	3700	MARTINEZ, CYNTHIA LAURA	123.71	249.93
ACADEMY SPORTS #29	69.98	3700	ROCHA, JANIE MARIE	123.71	182.99
GOODYEAR A.S.C. #4738	296.00	3700	ROCHA, JANIE MARIE	123.71	182.99
ALTEX COMPUTER AND ELECTR	199.90	3700	WILLOUGHBY III, WILLIAM F	123.71	174.94
DAILY WELLS COMMUNICATIO	165.00	3700	WILLOUGHBY III, WILLIAM F	123.71	174.94
DISCOUNT-TIRE-CO TXC-05	383.00	3700	WILLOUGHBY III, WILLIAM F	123.71	174.94
GRAINGER	19.76	3700	WILLOUGHBY III, WILLIAM F	123.71	174.94
H&L DISCOUNT OIL CO	624.59	3700	WILLOUGHBY III, WILLIAM F	123.71	174.94
OFFICE DEPOT #468	93.39	3700	WILLOUGHBY III, WILLIAM F	123.71	174.94
SOUTHERN TIRE MART	286.38	3700	WILLOUGHBY III, WILLIAM F	123.71	174.94
THE HOME DEPOT #6584	160.23	3700	WILLOUGHBY III, WILLIAM F	123.71	174.94
THE HOME DEPOT 526	262.10	3700	WILLOUGHBY III, WILLIAM F	123.71	174.94
THE SHARP SHOOTER	30.00	3700	WILLOUGHBY III, WILLIAM F	123.71	174.94
WM SUPERCENTER #470	49.92	3700	WILLOUGHBY III, WILLIAM F	123.71	174.94
AN CHEVROLET N CORPUS	185.95	3700	CAMPOS, FRANCISCO	123.71	131.57
SQ FAR BEYOND TINT	119.00	3700	CAMPOS, FRANCISCO	123.71	131.57
WM SUPERCENTER #470	89.76	3700	CAMPOS, FRANCISCO	123.71	131.57
SQ AMERICAN DETAIL	117.35	3700	GONZALEZ, ADAM S	123.71	117.35
DAILY WELLS COMMUNICATIO	229.00	3700	COLLINS, ROBERT EDWARD	123.71	114.50
FLEET MANAGEMENT SOLUTNS	96.00	3700	BOLTZ, PATRICIA	123.71	108.48
NOTARIES.COM	120.95	3700	BOLTZ, PATRICIA	123.71	108.48
DEL MAR COLLEGE CASHIERS	25.00	3700	WOOD, ERIC	123.71	104.51
INTERNATIONAL ELECTRONICS	44.34	3700	WOOD, ERIC	123.71	104.51
THE HOME DEPOT #0526	107.44	3700	WOOD, ERIC	123.71	104.51
WAL-MART #0470	241.25	3700	WOOD, ERIC	123.71	104.51
BUSHS CHICKEN - HAMILTON	8.97	3700	MANUEL, DON LONZO	123.71	86.77
HOLIDAY INN EXPRESS	212.44	3700	MANUEL, DON LONZO	123.71	86.77

Nueces County
Transaction Totals by Department Average
Statement Date(s): Feb 28, 2019

Merchant	Amount	Department	Card Holder Name	Average Transaction per Dept	Average Transaction per Cardholder
HOLIDAY INN EXPRESS & SU	212.44	3700	MANUEL, DON LONZO	123.71	86.77
SANTA FE ANIMAL HOSPITAL	113.55	3700	WALLING, RYAN L	123.71	80.77
TRACTOR SUPPLY #333	47.99	3700	WALLING, RYAN L	123.71	80.77
DTV DIRECTV SERVICE	79.14	3700	GALVAN, JOHN A	123.71	79.14
BUC-EES #30	29.21	3700	HOOPER, JOHN CHRISTOPHE	123.71	77.37
HOLIDAY INN AUSTIN	125.53	3700	HOOPER, JOHN CHRISTOPHE	123.71	77.37
SQ WINDSHIELD SERV	69.00	3700	LORBERAU, DANIEL SCOTT	123.71	69.00
PETCO 1425 63514251	95.98	3700	DORR, CHRISTOPHER EMBERT	123.71	61.49
SANTA FE ANIMAL HOSPITAL	27.00	3700	DORR, CHRISTOPHER EMBERT	123.71	61.49
ACADEMY SPORTS #29	35.00	3700	VEAD, JASON L	123.71	58.16
BJ S FAMOUS UNIFORMS	71.98	3700	VEAD, JASON L	123.71	58.16
DAILY WELLS COMMUNICATIO	67.50	3700	VEAD, JASON L	123.71	58.16
BJ'S FAMOUS UNIFORMS	33.29	3700	MARTINEZ, JOHN MATTHEW	123.71	33.29
ED BURKES AUTO	30.00	3700	DAVIS, MARGARET L	123.71	30.00
ARNOLD OIL COMPANY	152.64	3700	RODRIGUEZ, NATIVIDAD	123.71	29.42
CREAGER TIRE AND BATTERY	14.00	3700	RODRIGUEZ, NATIVIDAD	123.71	29.42
HUSKY TRAILER& PARTS CO	19.98	3700	RODRIGUEZ, NATIVIDAD	123.71	29.42
LOWES #01825	35.88	3700	RODRIGUEZ, NATIVIDAD	123.71	29.42
THE HOME DEPOT #0526	12.87	3700	RODRIGUEZ, NATIVIDAD	123.71	29.42
ANNAVILLE MUFFLER & AU	52.00	3700	SALAZAR JR, RAUL	123.71	26.00
DEL MAR COLLEGE CASHIERS	25.00	3700	RIOS, MONICA VILLAGOMEZ	123.71	25.00
ALTEX COMPUTER AND ELECTR	48.95	3700	PEREZ, DANIEL T	123.71	20.38
OREILLY AUTO #2292	5.19	3700	PEREZ, DANIEL T	123.71	20.38
SHAFFERS MUFFLER AND AUTO	7.00	3700	PEREZ, DANIEL T	123.71	20.38
DISCOUNT-TIRE-CO TXC-05	15.50	3700	RICHARDSON, DANA E	123.71	15.50
BROOKS TIRE INC	21.00	3700	CALZADA, ALLON	123.71	10.50
ANNAVILLE MUFFLER & AU	7.00	3700	KING, MARILYN J	123.71	7.00
BROOKS TIRE INC	7.00	3700	GARZA, DANIEL V	123.71	7.00
WALGREENS #3638	0.00	3700	ACEVEDO, FELIX R	123.71	0.00
IN CORPUS CHRISTI BAR AS	380.00	1130	CASAS, NORMA N	103.13	192.10
SOUTHWES 5262439423812	286.00	1130	CASAS, NORMA N	103.13	192.10
SOUTHWES 5262439423815	286.00	1130	CASAS, NORMA N	103.13	192.10
SWA EARLYBRD5269830524657	20.00	1130	CASAS, NORMA N	103.13	192.10

Nueces County
Transaction Totals by Department Average
Statement Date(s): Feb 28, 2019

Merchant	Amount	Department	Card Holder Name	Average Transaction per Dept	Average Transaction per Cardholder
SWA EARLYBRD5269830524658	20.00	1130	CASAS, NORMA N	103.13	192.10
SWA EARLYBRD5269830524659	20.00	1130	CASAS, NORMA N	103.13	192.10
SWA EARLYBRD5269830524660	20.00	1130	CASAS, NORMA N	103.13	192.10
WPY CHILD PROTECTION	390.00	1130	CASAS, NORMA N	103.13	192.10
YOURMEMBER-CAREERS	499.00	1130	CASAS, NORMA N	103.13	192.10
PACER800-676-6856IR	18.30	1130	CRON, JENNY	103.13	18.30
TX OAG OPEN RECORD	15.00	1130	VELA, MELISSA DIANE	103.13	13.70
USPS PO 4820200410	108.30	1130	VELA, MELISSA DIANE	103.13	13.70
NATIONAL SAFETY COUNCIL	130.00	1125	EVEREST, TIMOTHY EDWARD	102.50	102.50
TEXAS CHAPTER PRIMA PUBLI	75.00	1125	EVEREST, TIMOTHY EDWARD	102.50	102.50
AMER ASSOC NOTARIESWE	186.85	3480	SALDANA, DEANNA	97.85	427.39
IN ABEL SCREENING INC.	125.00	3480	SALDANA, DEANNA	97.85	427.39
IN SOUTH TEXAS RESTAURAN	117.72	3480	SALDANA, DEANNA	97.85	427.39
MORGAN STREET DENTAL CE	1,280.00	3480	SALDANA, DEANNA	97.85	427.39
BOB BARKER COMPANY INC	127.92	3480	MORENO, JOSHUA ANTHONY	97.85	201.60
CVS/PHARMACY #06989	23.65	3480	MORENO, JOSHUA ANTHONY	97.85	201.60
H-E-B #643	547.28	3480	MORENO, JOSHUA ANTHONY	97.85	201.60
IN PROTEX RESTAURANT SER	272.99	3480	MORENO, JOSHUA ANTHONY	97.85	201.60
MORGAN STREET DENTAL CE	115.00	3480	MORENO, JOSHUA ANTHONY	97.85	201.60
NETFLIX.COM	13.99	3480	MORENO, JOSHUA ANTHONY	97.85	201.60
QDI QUEST DIAGNOSTICS	454.62	3480	MORENO, JOSHUA ANTHONY	97.85	201.60
WALGREENS #4424	258.98	3480	MORENO, JOSHUA ANTHONY	97.85	201.60
AUSTIN EMBASSY SUITES	185.29	3480	FLORES, HOMER	97.85	177.66
EMBASSY SUITES SAN MR	972.90	3480	FLORES, HOMER	97.85	177.66
LA MICHOACANA BAKERY INC	12.34	3480	FLORES, HOMER	97.85	177.66
SAMSClub #8267	73.08	3480	FLORES, HOMER	97.85	177.66
CARISMA WASH	264.51	3480	FLORES, PAUL	97.85	124.14
T C AUTO SERVICE INC	440.83	3480	FLORES, PAUL	97.85	124.14
THE HOME DEPOT #6584	39.49	3480	FLORES, PAUL	97.85	124.14
NCS GED EXAM	145.00	3480	MUERY, BRET RYAN	97.85	124.00
WALGREENS #4424	226.99	3480	MUERY, BRET RYAN	97.85	124.00
CHEWY.COM	53.98	3480	SCHMIDT, CLAUDIA ANNETTE	97.85	51.52
MICHAELS STORES 1681	24.89	3480	SCHMIDT, CLAUDIA ANNETTE	97.85	51.52

Nueces County
Transaction Totals by Department Average
Statement Date(s): Feb 28, 2019

Merchant	Amount	Department	Card Holder Name	Average Transaction per Dept	Average Transaction per Cardholder
OTC BRANDS INC.	45.52	3480	SCHMIDT, CLAUDIA ANNETTE	97.85	51.52
PETSMART # 0196	118.96	3480	SCHMIDT, CLAUDIA ANNETTE	97.85	51.52
THE HOME DEPOT #6584	14.24	3480	SCHMIDT, CLAUDIA ANNETTE	97.85	51.52
ACADEMY SPORTS + OUTDOOR	104.86	3480	ARISMELENDEZ, YSIDRO IV	97.85	37.12
BOB BARKER COMPANY INC	773.76	3480	ARISMELENDEZ, YSIDRO IV	97.85	37.12
IDENTOGO - TX FINGERPRINT	374.00	3480	ARISMELENDEZ, YSIDRO IV	97.85	37.12
THE HOME DEPOT #6584	110.78	3480	ARISMELENDEZ, YSIDRO IV	97.85	37.12
WALMART.COM 8009666546	195.47	3480	ARISMELENDEZ, YSIDRO IV	97.85	37.12
ALTEX COMPUTER AND ELECTR	18.95	3480	MILAM, JOHN	97.85	9.65
AMERICAN RED CROSS	-50.00	3480	MILAM, JOHN	97.85	9.65
ARC SERVICES/TRAINING	60.00	3480	MILAM, JOHN	97.85	9.65
HOT ROD RUDYS	301.91	3850	RAMOS JR, ROBERTO	85.84	301.91
ASTROMATIC CAR WAS	54.00	3850	MARTIN, VANESSA	85.84	77.59
BJ S FAMOUS UNIFORMS	27.98	3850	MARTIN, VANESSA	85.84	77.59
DEL MAR COLLEGE CASHIERS	150.00	3850	MARTIN, VANESSA	85.84	77.59
OREILLY AUTO #1982	184.63	3850	MARTIN, VANESSA	85.84	77.59
USPS PO 4876650380	6.85	3850	MARTIN, VANESSA	85.84	77.59
VIP CAR WASH & SUPER	119.70	3850	MARTIN, VANESSA	85.84	77.59
OREILLY AUTO #1982	3.49	3850	PEREZ, EFRAIN	85.84	6.67
WM SUPERCENTER #464	9.85	3850	PEREZ, EFRAIN	85.84	6.67
ALTEX COMPUTER AND ELECTR	98.44	6310	GARZA, IDA GONZALEZ	65.25	72.84
HOMEDPOT.COM	143.00	6310	GARZA, IDA GONZALEZ	65.25	72.84
USPS PO 4876650380	49.94	6310	GARZA, IDA GONZALEZ	65.25	72.84
CKE ROD N ROLL S T 324	109.98	6310	DRILLEN, CRYSTAL	65.25	61.81
H-E-B #022	30.14	6310	DRILLEN, CRYSTAL	65.25	61.81
OTC BRANDS INC.	98.95	6310	DRILLEN, CRYSTAL	65.25	61.81
TEXAS STATE AQUARIUM -	70.00	6310	DRILLEN, CRYSTAL	65.25	61.81
WAL-MART #0464	52.05	6310	GARZA, CYNTHIA J	65.25	52.05
DISCOUNT TIRE TXC 12	84.00	5330	CARR, JOSEPH VINCENT	61.13	61.93
HILTON GARDEN INN	231.68	5330	CARR, JOSEPH VINCENT	61.13	61.93
ROBLES TIRE RECYCLING	10.00	5330	CARR, JOSEPH VINCENT	61.13	61.93
SHELL OIL 57545310500	21.00	5330	CARR, JOSEPH VINCENT	61.13	61.93
TRACTOR SUPPLY #333	106.94	5330	CARR, JOSEPH VINCENT	61.13	61.93
VIP CAR WASH AND LUBE NW	103.75	5330	CARR, JOSEPH VINCENT	61.13	61.93

Nueces County
Transaction Totals by Department Average
Statement Date(s): Feb 28, 2019

Merchant	Amount	Department	Card Holder Name	Average Transaction per Dept	Average Transaction per Cardholder
VIP CAR WASH AND LUBE NW	95.80	5330	RAMIREZ, JUAN A	61.13	59.34
WAL-MART #0464	68.94	5330	RAMIREZ, JUAN A	61.13	59.34
WM SUPERCENTER #464	72.60	5330	RAMIREZ, JUAN A	61.13	59.34
TEXAS ASSOCIATION OF C	60.00	3630	AUMADA, DEBRA D	60.00	60.00
OFFICE DEPOT #1127	116.82	1122	BEDIA, MARIA MAGDALENA	58.41	58.41
HYATT REGENCY AUSTIN	383.50	1120	TURNER, MARGARET MARY	52.81	52.81
HYATT REGENCY PARKING	32.50	1120	TURNER, MARGARET MARY	52.81	52.81
UBER TRIP	57.28	1120	TURNER, MARGARET MARY	52.81	52.81
UBER TRIP TJNIF	2.00	1120	TURNER, MARGARET MARY	52.81	52.81
WAL-MART #1494	50.72	1380	LOPEZ JR, ARMIN	50.72	50.72
LOWES #01763	7.04	6210	MUNOZ, NORMA	49.82	49.82
SQ SE DISTRICT 9 E	104.00	6210	MUNOZ, NORMA	49.82	49.82
TAMUCC PKG GARAGE APRI	5.00	6210	MUNOZ, NORMA	49.82	49.82
THE HOME DEPOT #6564	12.48	6210	MUNOZ, NORMA	49.82	49.82
TWC TIME WARNER CABLE	120.60	6210	MUNOZ, NORMA	49.82	49.82
SHELL OIL 57524793007	26.88	1030	MAREZ, EDWARD J	37.16	37.16
SUNOCO 0776691800	47.44	1030	MAREZ, EDWARD J	37.16	37.16
Total	317,801.75				

**Nueces County
Transaction Totals by Vendor
Statement Dates: Feb 28, 2019**

Merchant	Amount	Transaction Count	Average Transaction
1398 COLUMBIA	1,124.44	2	562.22
4CHANGE ENERGY CHANGE	166.93	2	83.46
4TE GEXA ENERGY	107.08	1	107.08
8X8 INC. 888-898-8733	284.97	1	284.97
A & B PLASTICS AND FABRIC	1,433.00	1	1,433.00
A PLUS PLUMBING AND RE	4,636.15	7	662.31
A-1 TIRE & AUTO	3,604.77	8	450.60
ACADEMY SPORTS #29	219.55	3	73.18
ACADEMY SPORTS + OUTDOOR	104.86	3	34.95
ACT ACTIVE EVENTS REG	950.00	1	950.00
ADI-SA	3,222.73	2	1,611.36
ADVANCE AUTO PARTS #3344	278.82	8	34.85
AG PRO TAFT 010102	476.54	1	476.54
AIR AND FILTERS 2	49.92	1	49.92
AIRGAS CENTRAL	333.65	3	111.22
ALTEX COMPUTER AND ELECTR	1,145.92	10	114.59
AMAZON.COM MB8PR4KT2	36.94	1	36.94
AMAZON.COM MI2GQ1P71	281.13	1	281.13
AMAZON.COM MI5V71ZG1	23.26	1	23.26
AMBIT TEXAS LLC	214.59	2	107.30
AMER ASSOC NOTARIESWE	287.75	2	143.88
AMERICAN RED CROSS	-50.00	1	-50.00
AMERICAN SOLUTIONS4 BUS	3,801.03	3	1,267.01
AMIGO ENERGY	418.72	3	139.57
AMZN MKTP US MB3YB0DO2	155.99	1	155.99
AMZN MKTP US MB90E0SC2	33.00	1	33.00
AMZN MKTP US MI09C3FV1	42.87	1	42.87
AMZN MKTP US MI43U36K0	629.00	1	629.00
AMZN MKTP US MI6ZZ8AS0	62.15	1	62.15
AMZN MKTP US MI7HF8VZ1	63.79	1	63.79
AMZN MKTP US MI7Z95PG2	307.90	1	307.90
AMZN MKTP US MI9GS1EO1	35.73	1	35.73
AMZN MKTP US MI9QY8NN0	48.00	1	48.00
AN CHEVROLET N CORPUS	847.85	3	282.62
ANNAVILLE MUFFLER & AU	59.00	3	19.67
AP GAS & ELECTRIC TX	102.00	1	102.00
APOLLO TOWING EASY RIDER	175.00	2	87.50
ARC SERVICES/TRAINING	360.00	2	180.00
ARMSTRONG LUMBER COMPANY	53.14	1	53.14
ARNOLD OIL COMPANY	2,023.27	16	126.45
ASHMORE PAINT CO INC	4,583.65	13	352.59
ASTROMATIC CAR WAS	54.00	1	54.00

**Nueces County
Transaction Totals by Vendor
Statement Dates: Feb 28, 2019**

Merchant	Amount	Transaction Count	Average Transaction
AT&T K006 9968 ESTOR	87.00	1	87.00
ATLAS PHONES.COM	581.83	1	581.83
ATT BILL PAYMENT	191.24	2	95.62
AUSTIN EMBASSY SUITES	185.29	1	185.29
AWL PEARSON EDUCATION	64.94	1	64.94
B & R SUPPLY & EQUIPMENT	119.50	1	119.50
BECK MASTEN COASTAL BEND	253.55	4	63.39
BESTBUYCOM031	368.07	1	368.07
BESTBUYCOM297	675.95	3	225.32
BIG O TIRES 43117	55.00	1	55.00
BINSWANGER GLASS #100	1,998.75	1	1,998.75
BIRDS RUBBER STAMPS	103.40	4	25.85
BJ S FAMOUS UNIFORMS	99.96	2	49.98
BJ'S FAMOUS UNIFORMS	33.29	1	33.29
BOB BARKER COMPANY INC	901.68	3	300.56
BROOKS TIRE INC	48.00	4	12.00
BUC-EES #30	29.21	1	29.21
BUILDASIGN.COM	221.85	2	110.92
BURNER COMBUSTION SYSTEM	270.14	1	270.14
BUSH HYDRAULICS	56.85	2	28.42
BUSHS CHICKEN - HAMILTON	8.97	1	8.97
BUSTERS BUTANE	24.00	1	24.00
C&S PLATING & BUMPER RECY	1,966.50	1	1,966.50
C.C. BATTERY COMPANY	2,573.95	13	198.00
CARISMA WASH	264.51	3	88.17
CARROT TOP INDUSTRIES	266.10	2	133.05
CBS RENTAL & SUPPLY	342.90	4	85.72
CBT NUGGETS	599.00	1	599.00
CC DISPOSAL SERVICE	66.62	1	66.62
CC DISTRIBUTORS	456.36	3	152.12
CC PLUMBING	253.83	2	126.92
CC STAMP WORKS INC	1,063.75	7	151.96
CDW GOVT #1122-5211	390.53	1	390.53
CERTIFIED LABORATORIES	303.90	1	303.90
CHEWY.COM	53.98	1	53.98
CITY OF BISHOP UTILITIES	75.21	1	75.21
CITY OF CORPUS CHRISTI	7,195.60	51	141.09
CKE ROD N ROLL S T 324	109.98	1	109.98
COASTAL A.D.S INC.	274.80	1	274.80
COASTAL DIESEL	2,403.97	11	218.54
COASTAL OFFICE SOLUTIONS	4,438.68	5	887.74
COMPLETE DIESEL REPAIR	49.00	2	24.50

Nueces County
Transaction Totals by Vendor
Statement Dates: Feb 28, 2019

Merchant	Amount	Transaction Count	Average Transaction
COOPER EQUIPMENT	207.91	1	207.91
CORE & MAIN LP S 2	186.00	1	186.00
CORNER STORE 1501	11.90	1	11.90
CORPUS CHRISTI CALLER	858.45	2	429.22
CORPUS CHRISTI ELECTRIC	561.07	2	280.54
CORPUS CHRISTI FORD	1,148.53	7	164.08
CORPUS CHRISTI FREIGHTLIN	2,566.07	9	285.12
CORPUS CHRISTI REGIONAL	6,500.00	1	6,500.00
CORPUS CHRISTI SAFE AND L	209.45	3	69.82
COTTONWOOD SOFTWARE	200.00	2	100.00
COURTYARD BY MARRIOTT	438.15	1	438.15
CREAGER TIRE AND BATTERY	321.80	12	26.82
CROSS BORDER TRANS FEE	0.15	1	0.15
CULLIGAN/ULTRAPURE WAT	32.85	1	32.85
CVS/PHARMACY #06989	23.65	1	23.65
DAILY WELLS COMMUNICATIO	2,670.00	14	190.71
DANNYS TIRE SHOP	20.80	1	20.80
DEL MAR COLLEGE CASHIERS	275.00	5	55.00
DEL-AIR CO INC	282.84	1	282.84
DELTA AIR 0062358947586	996.00	1	996.00
DELTA SPECIALTIES SUPPLY	640.92	1	640.92
DIESEL ENGINE & INJECTIO	120.19	3	40.06
DISCOUNT AUTO 2	227.89	1	227.89
DISCOUNT TIRE TXC 12	84.00	1	84.00
DISCOUNT-TIRE-CO TXC-05	1,180.50	4	295.12
DISPUTE-DELTA AIR 00623	-996.00	1	-996.00
DOLLAR TREE	159.00	2	79.50
DOUBLETREE SUITES ASTN	284.22	1	284.22
DSHS REGULATORY PR	371.00	1	371.00
DTV DIRECTV SERVICE	381.58	3	127.19
EAGLE LOCK AND KEY	52.00	1	52.00
ED BURKES AUTO	30.00	1	30.00
EL CENTRO LANDFILL	474.84	5	94.97
EMBASSY SUITES BY HILTON	150.00	1	150.00
EMBASSY SUITES SAN MR	1,313.14	4	328.28
ENSYSTEX II	7.50	1	7.50
EVEREST WATER COFFEE	75.75	2	37.88
EVIDENT INC	544.95	1	544.95
EWALD KUBOTA - CORPUS CHR	734.56	5	146.91
EXXONMOBIL 46918876	40.01	1	40.01
FASCLAMPITT CC	173.14	3	57.71
FASCLAMPITT CORPUS CHRIST	581.41	3	193.80

**Nueces County
Transaction Totals by Vendor
Statement Dates: Feb 28, 2019**

Merchant	Amount	Transaction Count	Average Transaction
FASTSERV SUPPLY CORPUS	688.05	7	98.29
FEDEX 31874668	60.03	1	60.03
FERGUSON ENT # 116	652.82	3	217.61
FINANCIAL SERVICES	20,559.23	1	20,559.23
FIRETROL PROTECTION SYSTE	362.50	1	362.50
FIVE POINTS AUTO CENTER	508.01	7	72.57
FLEET MANAGEMENT SOLUTNS	96.00	1	96.00
FREDPRYOR CAREERTRACK	384.00	1	384.00
FSI CPL RETAIL	1,248.79	10	124.88
FSI DIRECT ENERGY	150.00	1	150.00
FSI FIRST CHOICE POWER	560.81	4	140.20
GALVAN TOWING	65.00	1	65.00
GATEWAY PRINTING & OFFICE	12,057.56	44	274.04
GCR 630CORPCHRISTITX	3,618.23	10	361.82
GOODYEAR A.S.C. #4738	681.45	2	340.72
GOVERNMENT PAYMENTS	3.00	1	3.00
GRAINGER	676.16	6	112.69
GRANDE COMMUNICATIONS	71.71	1	71.71
GRAYBAR ELECTRIC	769.53	6	128.26
GRAYBAR ELECTRIC COMPANY	1,639.17	1	1,639.17
GUARD MASTER FIRE & SAFE	580.00	2	290.00
GULF COAST GRAPHICS	220.00	1	220.00
GULF COAST MAILING SERV	2,782.34	2	1,391.17
GULF COAST NUT & BOLT SUP	96.50	1	96.50
GULF COAST PAPER COM	81.48	1	81.48
GULF COAST PAPER COMPANY-	27,981.76	46	608.30
H&L DISCOUNT OIL CO	624.59	1	624.59
H-E-B #184	2,308.56	3	769.52
H-E-B #022	30.14	2	15.07
H-E-B #643	547.28	1	547.28
HALFMOON EDUCATION	325.00	2	162.50
HELENA CHEM CO 25041	573.80	1	573.80
HILTON GARDEN INN	231.68	1	231.68
HOLIDAY INN	1,068.57	5	213.71
HOLIDAY INN AUSTIN	125.53	1	125.53
HOLIDAY INN EXPRESS	212.44	2	106.22
HOLIDAY INN EXPRESS & SU	322.65	3	107.55
HOLT CAT CORPUS - MC	631.09	3	210.36
HOMEDPOT.COM	155.52	3	51.84
HOSE OF SOUTH TEXAS	1,105.78	11	100.53
HOT ROD RUDYS	301.91	1	301.91
HUSKY TRAILER& PARTS CO	79.97	3	26.66

**Nueces County
Transaction Totals by Vendor
Statement Dates: Feb 28, 2019**

Merchant	Amount	Transaction Count	Average Transaction
HYATT REGENCY AUSTIN	1,127.50	4	281.88
HYATT REGENCY PARKING	32.50	1	32.50
IDENTOGO - TX FINGERPRINT	374.00	34	11.00
IDU INSIGHT PUBLIC SEC	4,509.24	5	901.85
IMPERIAL TRIM SHOP	390.00	1	390.00
IN ABEL SCREENING INC.	125.00	1	125.00
IN ACADEMIC CHURCH & CHO	1,960.00	6	326.67
IN CORPUS CHRISTI BAR AS	380.00	2	190.00
IN GULF BUSINESS PRINTIN	6,447.33	2	3,223.66
IN ID CARD CONSULTANTS	98.84	1	98.84
IN LONE STAR PRODUCTS &	3,089.52	2	1,544.76
IN PRO TECH MECHANICAL I	658.43	2	329.22
IN PROTEX RESTAURANT SER	272.99	1	272.99
IN R & R PETRO SERVICES	627.17	2	313.58
IN RICHLINE TECHNICAL SE	270.00	1	270.00
IN SOUTH TEXAS RESTAURAN	117.72	1	117.72
IN TROYS FENCE	2,050.00	2	1,025.00
INNOVATIVE SIGN LLC	278.35	1	278.35
INTERNATIONAL ELECTRONICS	74.34	2	37.17
INTERSTATE BATTERIES	505.15	1	505.15
INTUIT QUICKBOOKS	549.90	1	549.90
ISLAND TIRE AND AUTOMOTIV	378.14	6	63.02
ITD PRINT SOLUTIONS	2,836.00	3	945.33
IWS GAS AND SUPPLY OF TX	207.58	1	207.58
JEANS RESTAURANT SUPPLY	151.18	1	151.18
JOHNSON CONTROLS SS	3,157.00	2	1,578.50
JOHNSTONE SUPPLY OF C C	152.43	1	152.43
JUST ENERGY	656.93	5	131.39
KEGCO INC	85.46	2	42.73
KENNEDY WIRE ROPE AND	233.88	1	233.88
KIMBALL MIDWEST	264.19	1	264.19
KOETTER FIRE CORPUS	381.01	1	381.01
LA MICHOACANA BAKERY INC	12.34	1	12.34
LOGMEIN GOTOMEETING	147.00	1	147.00
LOWES #00907	116.88	2	58.44
LOWES #01763	7.04	1	7.04
LOWES #01825	2,265.46	19	119.23
LUBRICATION STATION	7.00	1	7.00
MAACO	2,604.40	1	2,604.40
MARCO & CO. CATERING	99.00	1	99.00
MARCO ELECTRONICS	234.97	1	234.97
MARTIN YALE	139.86	1	139.86

**Nueces County
Transaction Totals by Vendor
Statement Dates: Feb 28, 2019**

Merchant	Amount	Transaction Count	Average Transaction
MCCOYS #17	109.74	2	54.87
MEETING REGISTRATIO	450.00	1	450.00
MG BUILDING CORPUS CHRIS	171.35	3	57.12
MICHAELS STORES 1681	24.89	1	24.89
MILESTONES MEMORIES LLC	140.00	1	140.00
MINIT MAN #5	7.00	1	7.00
MOMAR INC	611.30	1	611.30
MOORE MEDICAL LLC	201.55	1	201.55
MORGAN STREET DENTAL CE	1,395.00	2	697.50
MUELLER INC	43.95	1	43.95
MYRON CORP	142.70	1	142.70
NATIONAL SAFETY COUNCIL	130.00	1	130.00
NCS GED EXAM	145.00	2	72.50
NETFLIX.COM	13.99	1	13.99
NICKLESS SCHIRMER AND CO	392.85	1	392.85
NORTH PADRE HARDWARE	1,665.43	12	138.79
NORTHERN HYDRAULICS	438.18	1	438.18
NOTARIES.COM	120.95	1	120.95
NSC NORTHERN SAFETY CO	900.16	3	300.05
NUECES CO TX - GOV PAY FE	15.00	5	3.00
NUECES CO TX-TAC-MOTOR	272.25	5	54.45
NUECES COUNTY WATER DISCT	3,390.96	15	226.06
NUECES ELECTRIC COOP	522.48	3	174.16
NUECES ELECTRIC COOP RET	150.00	1	150.00
ODESSA PUMPS - CORPUS CH	950.00	1	950.00
OFFICE DEPOT #1127	461.94	4	115.48
OFFICE DEPOT #468	93.39	1	93.39
OFFICE DEPOT #70	74.97	1	74.97
OIL PATCH PETROLEUM INC	234.59	5	46.92
ON SITE DECALS	940.00	2	470.00
OREILLY AUTO #0445	32.36	1	32.36
OREILLY AUTO #0635	644.19	20	32.21
OREILLY AUTO #1982	583.18	10	58.32
OREILLY AUTO #2292	5.19	1	5.19
OTC BRANDS INC.	144.47	2	72.24
PACER800-676-6856IR	18.30	1	18.30
PAYPAL	75.00	2	37.50
PAYPAL COASTALBEND	-13.51	1	-13.51
PAYPAL MIKE DAVIS	77.88	1	77.88
PAYPAL RUNES	47.25	1	47.25
PAYPAL WONDERIDEA	15.00	1	15.00
PAYPAL YAAKOV NAON	40.97	1	40.97

**Nueces County
Transaction Totals by Vendor
Statement Dates: Feb 28, 2019**

Merchant	Amount	Transaction Count	Average Transaction
PAYPAL YRONLNBKSTR	6.67	1	6.67
PETCO 1425 63514251	95.98	1	95.98
PETSMART # 0196	118.96	1	118.96
PHONE LADY	842.93	1	842.93
PITNEY BOWES PI	4,102.41	2	2,051.20
PMI ROBSTOWN	592.62	5	118.52
POSITIVE PROMOTIONS	1,022.13	1	1,022.13
POSTNET (TX162)	1,619.40	5	323.88
PRAXAIR DIST INC OAM	236.00	2	118.00
PRINTING DYNAMICS	435.00	1	435.00
PRO FIRE PROTECTION INC	155.00	1	155.00
PROF PLUMBING GROUP	4,414.43	5	882.89
PSI SERVICES LLC	64.00	1	64.00
PYL MYAN MANAGEMENT	523.85	1	523.85
QDI QUEST DIAGNOSTICS	454.62	1	454.62
R&R AWARDS	353.43	1	353.43
RELIANT ENERGY	1,101.00	8	137.62
ROADSIDE INC	195.98	1	195.98
ROBLES TIRE RECYCLING	1,289.03	6	214.84
ROBSTOWN HARDWARE CO INC	3,864.69	17	227.33
ROBSTOWN UTILITY SYSTEMS	4,443.79	24	185.16
SAMS CLUB #8267	6.48	1	6.48
SAMSCLUB #8267	481.03	4	120.26
SANTA FE ANIMAL HOSPITAL	140.55	2	70.28
SECCO INC	171.40	3	57.13
SHAFFERS MUFFLER AND AUTO	7.00	1	7.00
SHEINBERG TOOL CO. INC.	1,667.11	11	151.56
SHELL OIL 57524793007	26.88	1	26.88
SHELL OIL 57545310500	21.00	3	7.00
SHRM ANNUAL700078670	1,490.00	1	1,490.00
SHRM CERTIFICATION	100.00	1	100.00
SIGN SOLUTIONS	578.00	1	578.00
SMARTSIGN	558.08	2	279.04
SOUTH JETTY	26.00	1	26.00
SOUTHERN TIRE MART	3,317.87	6	552.98
SOUTHWES 5260156566728	-542.36	1	-542.36
SOUTHWES 5262439423812	286.00	1	286.00
SOUTHWES 5262439423815	286.00	1	286.00
SOUTHWEST WHEEL CO COR	66.21	2	33.10
SPRINGHILL SUITES AUST	131.67	1	131.67
SPRINGHILL SUITES BY M	211.86	1	211.86
SQ AMERICAN DETAIL	117.35	1	117.35

**Nueces County
Transaction Totals by Vendor
Statement Dates: Feb 28, 2019**

Merchant	Amount	Transaction Count	Average Transaction
SQ AUTO WORKS UNLI	500.00	1	500.00
SQ BANUELOS TIRE PROS	15.00	1	15.00
SQ FAR BEYOND TINT	119.00	1	119.00
SQ G A DOUGLAS	1,538.00	3	512.67
SQ GOSQ.COM TIMOTH	450.00	1	450.00
SQ GULF COAST LASE	438.00	1	438.00
SQ HERNSON ELECTRIC	1,200.00	1	1,200.00
SQ SE DISTRICT 9 E	104.00	1	104.00
SQ SOUTH TEXAS SMALL ENG	202.71	2	101.36
SQ STICKER XPRESS	14.00	2	7.00
SQ SUAREZ PAINTING	1,350.00	1	1,350.00
SQ TORRES GARAGE	7.00	1	7.00
SQ WINDSHIELD SERV	69.00	1	69.00
SR PARTS GLOBAL SOLUTION	902.00	2	451.00
STANLEY STEEMERCORCHR	2,441.97	4	610.49
STAPLES TIRE & AUTOMOTIVE	301.85	1	301.85
STREAM ENERGY/EZ-PAY	744.40	8	93.05
SUMMIT ELECTRIC SUPPLY	101.40	1	101.40
SUNOCO 0776691800	47.44	1	47.44
SUPERIOR TRAILER SAL	109.28	1	109.28
SWA EARLYBRD5269830524657	20.00	1	20.00
SWA EARLYBRD5269830524658	20.00	1	20.00
SWA EARLYBRD5269830524659	20.00	1	20.00
SWA EARLYBRD5269830524660	20.00	1	20.00
SYMBOL ARTS WEB	552.75	1	552.75
T C AUTO SERVICE INC	440.83	1	440.83
TAGITM	900.00	1	900.00
TAMUC ACADEMICS	100.00	1	100.00
TAMUCC PKG GARAGE APRI	5.00	1	5.00
TDCAA	3,295.00	1	3,295.00
TDEM EMERGENCY MANAGEMENT	200.00	1	200.00
TEXACO 0381917	40.00	1	40.00
TEXAN GLASS - SOUTH INC	850.00	3	283.33
TEXAS ASSOCIATION OF C	60.00	1	60.00
TEXAS CHAPTER PRIMA PUBLI	75.00	1	75.00
TEXAS EXCELLENCE DETAIL	80.00	4	20.00
TEXAS FLOODPLAIN MANAGEME	550.00	3	183.33
TEXAS STATE AQUARIUM -	70.00	1	70.00
TEXAS THRONE LLC	250.00	1	250.00
THC VIRTUAL AUSTIN	3,750.00	2	1,875.00
THE HOME DEPOT #0526	414.29	7	59.18
THE HOME DEPOT #6564	1,841.50	27	68.20

**Nueces County
Transaction Totals by Vendor
Statement Dates: Feb 28, 2019**

Merchant	Amount	Transaction Count	Average Transaction
THE HOME DEPOT #6584	1,991.31	29	68.67
THE HOME DEPOT 526	493.18	2	246.59
THE HOME DEPOT 6564	946.23	4	236.56
THE HOME DEPOT 6584	758.25	4	189.56
THE PAIGE COMPANY CONT	839.50	1	839.50
THE SHARP SHOOTER	30.00	1	30.00
THERANEST ANNUAL SUB	2,080.00	1	2,080.00
THERANEST WILEY M	210.00	1	210.00
THOMSON WEST TCD	542.00	2	271.00
TLO TRANSUNION	151.00	1	151.00
TOTAL PROTECTION SYSTEMS	1,615.00	5	323.00
TRACTOR SUPPLY #333	818.22	6	136.37
TRACTOR SUPPLY CO #1907	286.48	2	143.24
TRIEAGLE ENERGY LP	150.00	1	150.00
TURNERS LANDSCAPE INC	35.94	1	35.94
TWC TIME WARNER CABLE	2,807.57	17	165.15
TX OAG OPEN RECORD	15.00	1	15.00
TXDOT FINANCE	75.00	1	75.00
TXU BILL PAYMENT	5,111.55	26	196.60
UBER TRIP	57.28	6	9.55
UBER TRIP TJNIF	2.00	1	2.00
UNITED 0162437216521	490.00	1	490.00
UNITED 0162437216522	490.00	1	490.00
UNITED 0162437216523	490.00	1	490.00
UNITED 0162437216524	490.00	1	490.00
UNITED CORPUS CHRISTI CHA	100.00	1	100.00
UNIVAR USA INC	1,972.23	11	179.29
UPS 299111AB728	6.90	1	6.90
USPS PO 4820200410	165.30	10	16.53
USPS PO 4820210418	120.40	2	60.20
USPS PO 4820250415	1,410.00	2	705.00
USPS PO 4876650380	56.79	2	28.40
USR-ELECTRIC BILL	175.55	2	87.78
V247 POWER CORPORATION	125.02	1	125.02
VIP CAR WASH & SUPER	119.70	1	119.70
VIP CAR WASH AND LUBE NW	243.40	5	48.68
VULCAN INC	647.50	1	647.50
WAL-MART #0464	120.99	2	60.50
WAL-MART #0470	241.25	1	241.25
WAL-MART #0490	169.92	2	84.96
WAL-MART #1494	50.72	1	50.72
WALGREENS #3638	0.00	2	0.00

**Nueces County
Transaction Totals by Vendor
Statement Dates: Feb 28, 2019**

Merchant	Amount	Transaction Count	Average Transaction
WALGREENS #4424	485.97	3	161.99
WALMART.COM 8009666546	195.47	2	97.74
WAUKESHA-PEARCE CORPUS	553.05	2	276.52
WEB NETWORKSOLUTIONS	0.00	2	0.00
WESTERN AUTO ACE HARDWAR	309.12	7	44.16
WILBUR ELLIS TAFT	485.00	1	485.00
WM SUPERCENTER #464	82.45	2	41.22
WM SUPERCENTER #470	257.68	3	85.89
WM SUPERCENTER #490	53.81	2	26.90
WOODY'S TRUCK CENTER	181.09	3	60.36
WPY CHILD PROTECTION	390.00	1	390.00
WYNDHAM GARDEN RIVER WAL	1,287.51	1	1,287.51
XOOM ENERGY TEXAS	231.15	3	77.05
YOURMEMBER-CAREERS	499.00	1	499.00
ZACHRY PUBLICATIONS	500.00	2	250.00
ZORO TOOLS INC	647.58	3	215.86
Total	317,801.75	1,267	250.83

**Nueces County
Transaction Totals by Vendor YTD
For the 5 months ending Feb 28, 2019**

Merchant	Amount	Transaction Count	Average Transaction
GULF COAST PAPER COMPANY-	131,221.84	201	652.84
FINANCIAL SERVICES	123,355.38	6	20,559.23
RICOH USA INC	95,920.65	8	11,990.08
GATEWAY PRINTING & OFFICE	84,671.84	266	318.32
JOHNSON CONTROLS SS	43,602.79	44	990.97
AT&T BILL PAYMENT	42,975.15	4	10,743.79
A&W OFFICE SUPPLY	38,431.59	29	1,325.23
ROBSTOWN UTILITY SYSTEMS	37,941.57	190	199.69
THE HOME DEPOT #6564	33,466.25	129	259.43
CITY OF CORPUS CHRISTI	30,036.59	234	128.36
TWC TIME WARNER CABLE	29,583.20	105	281.74
ROBSTOWN HARDWARE CO INC	28,757.61	96	299.56
COASTAL OFFICE SOLUTIONS	27,133.93	34	798.06
TXU BILL PAYMENT	23,509.40	116	202.67
ADI-SA	23,106.80	9	2,567.42
NUECES COUNTY WATER DISCT	22,744.91	79	287.91
PROF PLUMBING GROUP	22,309.36	24	929.56
TARGET 00003350	22,230.68	6	3,705.11
IN PRO TECH MECHANICAL I	17,980.58	18	998.92
CORPUS CHRISTI REGIONAL	14,500.00	3	4,833.33
SOUTHERN TIRE MART	13,941.32	36	387.26
ITD PRINT SOLUTIONS	13,789.00	16	861.81
HOLT CAT CORPUS - MC	12,172.91	32	380.40
GULF COAST MAILING SERV	11,690.56	7	1,670.08
DAILY WELLS COMMUNICATIO	11,400.69	56	203.58
AMERICAN SOLUTIONS4 BUS	10,369.81	9	1,152.20
H-E-B #184	10,004.91	12	833.74
TREVINO FUNERAL HOME	9,989.88	14	713.56
ASHMORE PAINT CO INC	9,892.98	37	267.38
LNSTARPROD	9,869.87	13	759.22
IN GULF BUSINESS PRINTIN	9,659.41	4	2,414.85
GCR 630CORPCHRISTITX	9,161.19	38	241.08
ARNOLD OIL COMPANY	9,135.62	73	125.15
ROBLES TIRE RECYCLING	8,670.20	26	333.47
CORPUS CHRISTI CALLER	8,492.35	17	499.55
1398 COLUMBIA	8,364.89	11	760.44
TDCAA	8,195.00	8	1,024.38
COASTAL DIESEL	8,116.09	91	89.19
INTUIT QUICKBOOKS	8,029.40	6	1,338.23
USPS PO 4820250415	7,610.00	7	1,087.14
THE HOME DEPOT #6584	7,564.17	123	61.50
MG BUILDING CORPUS CHRIS	7,316.00	28	261.29

**Nueces County
Transaction Totals by Vendor YTD
For the 5 months ending Feb 28, 2019**

Merchant	Amount	Transaction Count	Average Transaction
DISCOUNT-TIRE-CO TXC-05	7,099.20	19	373.64
IDU INSIGHT PUBLIC SEC	7,006.99	7	1,001.00
RELIANT ENERGY	6,915.49	44	157.17
NORTH PADRE HARDWARE	6,680.44	84	79.53
A-1 TIRE & AUTO	6,564.83	25	262.59
MOORE MEDICAL LLC	6,331.00	18	351.72
A & B PLASTICS AND FABRIC	6,287.96	10	628.80
JUST ENERGY	6,231.93	41	152.00
PRAXAIR DIST INC 70245	6,159.10	3	2,053.03
TOTAL PROTECTION SYSTEMS	6,115.75	16	382.23
DELTA SPECIALTIES SUPPLY	6,066.32	5	1,213.26
CC STAMP WORKS INC	5,974.00	43	138.93
UNIVAR USA INC	5,938.01	44	134.95
IN RICHLINE TECHNICAL SE	5,829.67	3	1,943.22
BINSWANGER GLASS #100	5,829.36	9	647.71
GRAYBAR ELECTRIC	5,815.04	33	176.21
PAYPAL ALARMTX	5,804.00	7	829.14
BECK MASTEN COASTAL BEND	5,461.87	14	390.13
SQ G A DOUGLAS	5,447.81	11	495.26
WALGREENS #4424	5,391.19	16	336.95
FSI CPL RETAIL	5,388.46	38	141.80
WAUKESHA-PEARCE CORPUS	5,375.11	14	383.94
CORPUS CHRISTI SAFE AND L	5,357.75	23	232.95
ACADEMY SPORTS #29	5,321.36	11	483.76
OREILLY AUTO #1982	5,225.70	83	62.96
POSTNET (TX162)	5,199.25	17	305.84
CORPUS CHRISTI FREIGHTLIN	5,184.95	30	172.83
LOWES #01825	5,103.06	54	94.50
SQ ORLANDO DOMINGUEZ	5,035.00	1	5,035.00
AMZN MKTP US MB2UF7430	5,028.50	1	5,028.50
IN R & R PETRO SERVICES	5,027.65	7	718.24
A PLUS PLUMBING AND RE	4,891.15	8	611.39
THE HOME DEPOT 6564	4,886.77	19	257.20
OMNI AUSTIN SOUTHPARK	4,866.72	6	811.12
IN LONE STAR PRODUCTS &	4,839.55	3	1,613.18
C.C. BATTERY COMPANY	4,810.08	35	137.43
GALVANS PAINT & BODY LLC	4,775.00	4	1,193.75
ANNAVILLE MUFFLER & AU	4,725.35	18	262.52
CORPUS CHRISTI ELECTRIC	4,435.11	19	233.43
GOODYEAR TIRE #4739	4,335.17	17	255.01
SHEINBERG TOOL CO INC	4,265.59	19	224.50
SCOTT ELECTRIC COMPANY	4,248.26	5	849.65

**Nueces County
Transaction Totals by Vendor YTD
For the 5 months ending Feb 28, 2019**

Merchant	Amount	Transaction Count	Average Transaction
PITNEY BOWES PI	4,247.33	4	1,061.83
CBS RENTAL & SUPPLY	4,126.35	25	165.05
FIVE POINTS AUTO CENTER	4,118.73	22	187.22
NUECES ELECTRIC COOP	4,098.36	23	178.19
SCHINDLER ELEVATOR CORP	4,050.80	5	810.16
INTERSTATE BATTERIES	3,959.72	17	232.92
FASCLAMPITT CORPUS CHRIST	3,930.52	15	262.03
HOLIDAY INN	3,924.27	15	261.62
THE HOME DEPOT 6584	3,861.88	28	137.92
THC VIRTUAL AUSTIN	3,850.00	3	1,283.33
SQ AUTO WORKS UNLI	3,795.20	13	291.94
HOSE OF SOUTH TEXAS	3,657.94	42	87.09
OFFICE DEPOT #1127	3,651.61	33	110.65
CORPUS CHRISTI FORD	3,632.87	22	165.13
S. TEXAS ALL BATTERY	3,619.29	7	517.04
THE PAIGE COMPANY CONT	3,532.00	5	706.40
CARS 4 CREDIT	3,469.09	7	495.58
EMBASSY SUITES BY HILTON	3,277.72	3	1,092.57
FAMILY COUNSELING SERVICE	3,270.00	1	3,270.00
BIG JOES TIRE & AUTO	3,245.36	4	811.34
PROFIRE PROTECTION INC.	3,094.50	10	309.45
ZORO TOOLS INC	3,019.69	14	215.69
STERLING HEALTHCARE OPCO	2,991.00	2	1,495.50
MAACO	2,984.40	2	1,492.20
TRACTOR SUPPLY #333	2,968.46	24	123.69
PMI ROBSTOWN	2,967.61	11	269.78
STREAM ENERGY/EZ-PAY	2,944.27	31	94.98
FERGUSON ENT # 116	2,943.28	23	127.97
ERGON ASPHLT & EMULSIONS	2,916.12	3	972.04
EWALD KUBOTA - CORPUS CHR	2,909.18	23	126.49
SQ TOTAL PROTECTIO	2,890.00	10	289.00
SHEINBERG TOOL CO. INC.	2,875.74	17	169.16
NSC NORTHERN SAFETY CO	2,867.45	10	286.74
STANLEY STEEMERCORCHR	2,840.96	5	568.19
AN COLLISION CORPUS	2,815.20	2	1,407.60
CC DISTRIBUTORS	2,792.69	26	107.41
COOPERS COLLISION CENTER	2,778.78	1	2,778.78
DEL-AIR CO INC	2,775.72	2	1,387.86
IN TROYS FENCE	2,775.00	4	693.75
AMBIT TEXAS LLC	2,773.69	26	106.68
GRAINGER	2,752.00	21	131.05
WAL-MART #1494	2,751.01	38	72.40

**Nueces County
Transaction Totals by Vendor YTD
For the 5 months ending Feb 28, 2019**

Merchant	Amount	Transaction Count	Average Transaction
WM SUPERCENTER #470	2,739.21	13	210.71
ENVIROTEST LLC	2,686.00	2	1,343.00
ON SITE DECALS	2,670.00	4	667.50
PAW ALL FAITH CREMATION	2,662.00	3	887.33
IN ACADEMIC CHURCH & CHO	2,575.00	8	321.88
JOHNSTONE SPLY AT CORPUS	2,543.22	22	115.60
NETWORKTIGERS INC	2,456.95	3	818.98
SQ X RAY ON WHEELS	2,430.00	2	1,215.00
INTAB LLC	2,428.38	2	1,214.19
FASTSERV SUPPLY CORPUS	2,385.62	24	99.40
ALTEX COMPUTER AND ELECTR	2,362.65	23	102.72
AMIGO ENERGY	2,347.89	18	130.44
COASTAL A.D.S INC.	2,301.38	14	164.38
AN CHEVROLET N CORPUS	2,291.14	14	163.65
FREDPRYOR CAREERTRACK	2,285.00	3	761.67
MORGAN STREET DENTAL CE	2,283.00	7	326.14
COMPLETE DIESEL REPAIR	2,282.34	7	326.05
EMBASSY SUITES SAN MR	2,275.69	7	325.10
HOLIDAY INN EXPRESS	2,270.48	11	206.41
BOB BARKER COMPANY INC	2,257.12	9	250.79
WM SUPERCENTER #1494	2,253.77	30	75.13
CORPUS CHRISTI FUNERAL	2,250.50	2	1,125.25
TEXAS THRONE LLC	2,250.00	5	450.00
MOMAR INC	2,245.37	7	320.77
ADVANCE AUTO PARTS #3344	2,218.87	54	41.09
CELEBRATE EXCELLENCE	2,212.50	1	2,212.50
MUNIZ ELECTRICAL AND COOL	2,205.80	4	551.45
GOODYEAR A.S.C. #4738	2,174.37	8	271.80
TEXAS ASSOCIATION OF C	2,170.00	9	241.11
HEB #184	2,168.70	2	1,084.35
ZEBRATECHNOLOGIES INTL	2,163.74	3	721.25
THOMSON WEST TCD	2,110.00	5	422.00
FAST FLEET SERVICES	2,107.97	2	1,053.98
PYL MYAN MANAGEMENT	2,095.66	2	1,047.83
EXXONMOBIL 45362076	2,091.97	4	522.99
THERANEST ANNUAL SUB	2,080.00	1	2,080.00
FSI FIRST CHOICE POWER	2,044.72	16	127.80
DTV DIRECTV SERVICE	2,017.22	14	144.09
SQ MAYORGA AUTOMOT	2,005.27	1	2,005.27
FRANK TINGL	1,999.00	1	1,999.00
LONG BEACH HILTON	1,996.40	2	998.20
FIRETROL PROTECTION SYSTE	1,980.44	5	396.09

**Nueces County
Transaction Totals by Vendor YTD
For the 5 months ending Feb 28, 2019**

Merchant	Amount	Transaction Count	Average Transaction
C&S PLATING & BUMPER RECY	1,966.50	1	1,966.50
INDUSTRIAL FABRICATORS OF	1,961.25	2	980.62
FASCLAMPITT CC	1,959.38	17	115.26
AG PRO TAFT 010102	1,957.51	5	391.50
CRITTER CONTROL SOUTH TX	1,949.00	1	1,949.00
ROMCO EQUIPMENT 003	1,939.52	1	1,939.52
HOTELS.COM153722335605	1,929.87	1	1,929.87
ZIEBART TX-70	1,896.00	2	948.00
BEST BUY 00002352	1,889.82	11	171.80
SPRING PLUMBING CONSTRUCT	1,866.54	2	933.27
GT DISTRIBUTORS INC	1,861.57	1	1,861.57
AMAZON.COM MT1QN1400	1,835.19	1	1,835.19
WORTH HYDROCHEM OF CORPUS	1,800.00	2	900.00
IN CUBIT CONTRACTING LLC	1,800.00	1	1,800.00
FACILITY SOLUTIONS GROUP	1,785.73	3	595.24
SAN LUIS GALVESTON HOT	1,776.75	9	197.42
BETA TECHNOLOGY INC	1,776.50	2	888.25
DSI DIST CORP	1,750.00	1	1,750.00
AIRGAS CENTRAL	1,736.64	10	173.66
GRAYBAR ELECTRIC COMPANY	1,727.85	2	863.92
8X8 INC. 888-898-8733	1,705.62	6	284.27
CERTIFIED LABORATORIES	1,683.65	3	561.22
IN J&B PAVELKA INC.	1,672.63	3	557.54
SQ GOSQ.COM TIMOTH	1,650.00	3	550.00
NATIONAL SAFETY COUNCIL	1,642.30	5	328.46
ED BURKES AUTO	1,627.00	7	232.43
ROMCO EQUIPMENT 004	1,619.77	2	809.88
ARC SERVICES/TRAINING	1,617.00	13	124.38
EMBCC	1,613.60	2	806.80
MID COAST ELECTRIC SUPPLY	1,610.62	5	322.12
OREILLY AUTO #0635	1,599.67	44	36.36
AMZN MKTP US	1,578.43	11	143.49
W WHITE AIR CONDITIONING	1,545.00	1	1,545.00
XOOM ENERGY TEXAS	1,537.94	13	118.30
TRACTOR SUPPLY CO #1907	1,522.32	13	117.10
OREILLY AUTO #0711	1,514.42	11	137.67
AMMOMAN COM 856-767-3877	1,503.00	1	1,503.00
SHRM ANNUAL700078670	1,490.00	1	1,490.00
ISLAND TIRE AND AUTOMOTIV	1,479.95	27	54.81
WILBUR ELLIS TAFT	1,457.50	5	291.50
IMPACT RECOVERY SYSTEMS	1,445.11	1	1,445.11
SYMBOL ARTS WEB	1,422.75	5	284.55

Nueces County
Transaction Totals by Vendor YTD
For the 5 months ending Feb 28, 2019

Merchant	Amount	Transaction Count	Average Transaction
SAMES FORD LINCOLN	1,403.01	14	100.22
CCAC INC.	1,399.00	1	1,399.00
HI SAN ANTONIO RIVERWALK	1,398.93	3	466.31
APL ITUNES.COM/BILL	1,398.44	58	24.11
SUPERION LLC	1,398.00	1	1,398.00
24 HR SAFETY-CORPUS CH	1,366.81	3	455.60
THE HOME DEPOT #0526	1,358.50	27	50.31
SQ SUAREZ PAINTING	1,350.00	1	1,350.00
NATIONAL DISTRICT ATTORNE	1,340.00	1	1,340.00
GUARD MASTER FIRE & SAFE	1,340.00	4	335.00
WOODY'S TRUCK CENTER	1,328.70	37	35.91
HELENA CHEM CO 25041	1,325.80	4	331.45
OFFICE DEPOT #468	1,318.37	10	131.84
DIGICERT INC	1,316.00	1	1,316.00
HOLIDAY INN EXPRESS & SU	1,313.46	10	131.35
TEXAN GLASS - SOUTH INC	1,300.00	5	260.00
WYNDHAM GARDEN RIVER WAL	1,287.51	1	1,287.51
NUECES POWER EQUIPMENT	1,271.63	3	423.88
H-E-B #462	1,265.46	5	253.09
INNOVATIVE SIGN LLC	1,265.15	2	632.58
WAL-MART #0464	1,265.10	12	105.42
USPS PO 4820230409	1,250.00	1	1,250.00
KIMBALL MIDWEST	1,239.64	5	247.93
ROMCO EQUIPMENT 013	1,238.24	3	412.75
EVEREST WATER & COFFEE	1,230.25	6	205.04
THERANEST WILEY M	1,219.98	6	203.33
SR PARTS GLOBAL SOLUTION	1,217.00	4	304.25
SQ HERNSON ELECTRIC	1,200.00	1	1,200.00
TEXAS PUBLIC HEALTH	1,200.00	1	1,200.00
DRI WFILTER ICF 55-USE	1,190.75	1	1,190.75
ALTEX ELECTRONICS 1061	1,175.28	7	167.90
CHARM-TEX	1,169.00	1	1,169.00
4CHANGE ENERGY CHANGE	1,147.62	8	143.45
ATT BILL PAYMENT	1,144.45	12	95.37
VIP CAR WASH AND LUBE NW	1,131.50	20	56.58
HYATT REGENCY AUSTIN	1,127.50	4	281.88
OSO CREEK A H #630	1,120.52	2	560.26
ATLAS PHONES.COM	1,116.83	2	558.42
UNITED 0167210179871	1,111.79	1	1,111.79
UNITED 0167210179869	1,111.79	1	1,111.79
GREYHOUND LINES 6855	1,109.60	20	55.48
VIP CAR WASH & SUPER	1,108.35	6	184.72

Nueces County
Transaction Totals by Vendor YTD
For the 5 months ending Feb 28, 2019

Merchant	Amount	Transaction Count	Average Transaction
SOUTHWES 5261488126489	1,103.26	1	1,103.26
3G GRAPHICS	1,098.72	6	183.12
EVINS GLASS SERVICE IN	1,088.38	4	272.10
GALLS	1,083.76	3	361.25
TAGITM	1,075.00	2	537.50
BIRDS RUBBER STAMPS	1,068.00	21	50.86
HOMES TO SUITES BY HILTON	1,058.00	2	529.00
ZARSKY LUMBER-CORPUS	1,050.99	5	210.20
ZARSKY LUMBER-PORT A	1,035.82	6	172.64
MARKER 37 LLC	1,033.67	7	147.67
IDENTOGO - TX FINGERPRINT	1,033.21	94	10.99
QDI QUEST DIAGNOSTICS	1,026.23	2	513.12
POSITIVE PROMOTIONS	1,022.13	1	1,022.13
BEST WESTERN PLUS GEORGTW	1,016.50	11	92.41
INDUSTRIAL COMMUNICATIONS	1,012.11	2	506.06
MIDTOWN	1,000.00	2	500.00
DELTA AIR 0062358947586	996.00	1	996.00
H&L DISCOUNT OIL CO	995.39	2	497.70
SMARTSIGN	990.36	3	330.12
OSS ACADEMY	990.00	21	47.14
AMERICAN AIR0017210179866	983.60	1	983.60
HEBERT IRRIGATION	980.00	1	980.00
ENTERPRISE RENT-A-CAR	977.09	4	244.27
THE HOME DEPOT 526	970.41	6	161.74
IN DRACO FIRE AND SAFETY	961.40	1	961.40
CORPUS CHRISTI STAMPWORKS	960.90	9	106.77
MIDAS AUTO CENTER	950.95	3	316.98
ACT ACTIVE EVENTS REG	950.00	1	950.00
ODESSA PUMPS - CORPUS CH	950.00	1	950.00
UNION STATION HOTEL	946.68	1	946.68
DISCOUNT AUTO 2	941.01	5	188.20
TEXAS LIBRARY ASSN	936.20	4	234.05
PAW DEPENDABLE AIRE	935.00	5	187.00
AMERICAN AIR0017210179917	932.60	1	932.60
AMERICAN AIR0017210179918	932.60	1	932.60
BUILDASIGN.COM	927.47	7	132.50
GUARDIAN FUNERAL HOME & C	921.00	1	921.00
AUSTIN TURF	917.49	1	917.49
CARISMA WASH	916.24	9	101.80
KOETTER FIRE CORPUS	901.01	2	450.50
SAFELITE AUTOGLASS	897.56	4	224.39
CORNWELL TOOLS	895.95	1	895.95

**Nueces County
Transaction Totals by Vendor YTD
For the 5 months ending Feb 28, 2019**

Merchant	Amount	Transaction Count	Average Transaction
SQ KAPU FARMS	890.00	2	445.00
GOKEYLESS	889.61	3	296.54
WESTERN AUTO ACE HARDWAR	888.98	16	55.56
NUECES CO TX-TAC-MOTOR	886.75	25	35.47
SAMS CLUB #8267	882.78	8	110.35
LOGMEIN GOTOMEETING	882.00	6	147.00
ROYAL SONESTA HOTEL NEW O	878.92	1	878.92
ARC CORPUS CHRISTI 15	875.52	7	125.07
SERVPRO OF CORPUS CHRISTI	875.00	1	875.00
CLINIC PHARMAC03324522	869.47	1	869.47
STEVE S AUTO SERVICE	867.84	2	433.92
FRANCO'S GARAGE	860.00	3	286.67
HILTON GALVESTON HOTEL	859.71	2	429.86
AMZN MKTP US MT5J608X0	856.75	1	856.75
HUB CITY OVERHEAD DOOR CO	855.00	2	427.50
T C AUTO SERVICE INC	843.63	2	421.82
PHONE LADY	842.93	1	842.93
TRUCKERS EQUIPMENT	828.63	6	138.10
FOUR POINTS HOTEL	821.10	3	273.70
DIESEL ENGINE & INJECTIO	820.17	11	74.56
GOVERNMENT FINANCE OFFIC	820.00	2	410.00
SUPERIOR TRAILER SAL	815.04	5	163.01
SAMSClub #8267	807.79	9	89.75
YO RANCH RESORT	806.82	3	268.94
AMERLIBASSOC ECOMMERCE	804.00	2	402.00
DISCOUNT TIRE TXC 12	800.00	2	400.00
SR PARTS INC	796.91	5	159.38
NUECES FARM CENTER INC	795.00	1	795.00
D & C FENCE CO. INC	790.00	1	790.00
SANTA FE ANIMAL HOSPITAL	786.10	6	131.02
BOB'S CITY GARAGE	785.69	2	392.84
KMSCO INC	782.00	1	782.00
LA COSTA DENTAL OF A	782.00	3	260.67
IMPERIAL TRIM SHOP	775.00	2	387.50
MARRIOTT S ANTONIO RVR	774.21	1	774.21
DIAMOND B TRACTORS AND EQ	765.33	4	191.33
VULCAN INC	765.00	2	382.50
NUECES ELECTRIC COOP RET	764.91	5	152.98
IN DOOR DIRECT	755.62	4	188.90
FIRESTONE678775	754.02	1	754.02
SQ WINDSHIELD EXPR	754.00	3	251.33
DIAMOND MOWERS INC	749.11	2	374.56

**Nueces County
Transaction Totals by Vendor YTD
For the 5 months ending Feb 28, 2019**

Merchant	Amount	Transaction Count	Average Transaction
CDW GOVT #QKX3876	742.14	1	742.14
AP GAS & ELECTRIC TX	739.82	5	147.96
HOT ROD RUDYS	733.51	7	104.79
MARRIOTT WOODLANDS	719.43	1	719.43
FIESTA RIVERWALK HOTEL	715.13	1	715.13
STEWART DEAN BEARING COMP	708.98	11	64.45
PAYPAL TRIPADVISOR	705.56	2	352.78
MCCOYS #17	702.34	14	50.17
AMAZON.COM	693.41	4	173.35
SHERATON	690.63	3	230.21
PRAXAIR DIST INC OAM	683.70	6	113.95
HALFMOON EDUCATION	682.00	5	136.40
BESTBUYCOM528	675.96	2	337.98
BESTBUYCOM297	675.95	3	225.32
MEETING REGISTRATIO	675.00	2	337.50
HOMEDEPOT.COM	670.83	6	111.80
CORPUS CHRISTI LOCK DOC L	669.39	5	133.88
SPRINGHILL SUITES	668.75	4	167.19
VOLVO TRUCKS OF TEXAS	661.79	3	220.60
SQ GULF COAST LASE	657.00	2	328.50
AMER ASSOC NOTARIESWE	655.51	6	109.25
DNH GODADDY.COM	653.96	1	653.96
USR-ELECTRIC BILL	650.30	7	92.90
RUBBERCYCLE LLC	649.00	1	649.00
EL CENTRO LANDFILL	640.25	7	91.46
SQ BUTLER SERVICE	635.34	1	635.34
X-GRAIN/HERO247	630.00	1	630.00
AMZN MKTP US MI43U36K0	629.00	1	629.00
PRINTING DYNAMICS	625.00	2	312.50
SIGN SOLUTIONS	623.00	2	311.50
BROOKS TIRE INC	617.40	14	44.10
WWW.NEWEGG.COM	611.93	3	203.98
RAM PRODUCTS LTD.	605.87	3	201.96
DATALUX CORP	605.29	2	302.64
TEXAS FLOODPLAIN MANAGEME	600.00	4	150.00
PAYPAL TXURBANCOS	600.00	1	600.00
CBT NUGGETS	599.00	1	599.00
ENTRUST ENERGY	598.04	5	119.61
NNA SERVICES LLC	598.00	4	149.50
GULF COAST GRAPHICS	595.95	6	99.32
AMERICAN SHORE & BEAC	595.00	3	198.33
TOWNEPLACE SUITES BY M	594.55	2	297.28

Nueces County
Transaction Totals by Vendor YTD
For the 5 months ending Feb 28, 2019

Merchant	Amount	Transaction Count	Average Transaction
R&R AWARDS	577.96	2	288.98
SQ AFTER HOURS AUT	575.00	4	143.75
TLO TRANSUNION	566.60	4	141.65
CORPUS AUTO SERVICE	563.76	1	563.76
UNITED 0162428136132	560.60	1	560.60
A WAVELL FLAGPOLE	558.00	2	279.00
BUSH HYDRAULICS	551.89	6	91.98
WPY JUVENILE LAW SECTION	550.00	2	275.00
TTI REGISTRATIONS	550.00	2	275.00
ZACHRY PUBLICATIONS	547.50	3	182.50
H-E-B #643	547.28	1	547.28
EVIDENT INC	544.95	1	544.95
RAWS CORP	543.63	4	135.91
CARROT TOP INDUSTRIES INC	540.07	4	135.02
SQ GWS BUSINESS	540.00	1	540.00
CKE ROD N ROLL S T 324	539.91	2	269.96
SAFETY KLEEN CORP	536.27	1	536.27
PRECISE KIT PROMOTIONS	534.39	1	534.39
A & R SEPTIC SERVICES L.L	525.00	1	525.00
EMAT	525.00	3	175.00
NATIONAL SHERIFFS ASSN	520.00	2	260.00
ADOBE CREATIVE CLOUD	519.54	3	173.18
TEXAS A&M HOTEL & CONFER	513.97	3	171.32
AMMUNITION DEPOT	511.48	1	511.48
WAL-MART #0470	510.84	10	51.08
TAMPERPROOF SCREW CO.INC	508.43	1	508.43
GULF COAST MARINE INC.	503.64	1	503.64
UNIVERSITY HOTEL SHSU	502.60	1	502.60
HAMPTON INNS	501.40	2	250.70
SILSBEE FORD	500.25	3	166.75
TAMUK MARKETPLACE	500.00	1	500.00
TCEQ EPAYMENT	500.00	1	500.00
ULTIMATE SIGNS AND GRAPHI	500.00	2	250.00
PRO FIRE PROTECTION INC	499.50	4	124.88
YOURMEMBER-CAREERS	499.00	1	499.00
A TO Z CHEMICAL SUPPLY	496.10	1	496.10
PAYPAL ACCOUNTWARE	495.00	1	495.00
ETT DOLPHINSLANDINGRENT	493.16	1	493.16
SOUTHWEST WHEEL CO COR	491.94	10	49.19
UNITED 0162437216524	490.00	1	490.00
UNITED 0162437216522	490.00	1	490.00
UNITED 0162437216523	490.00	1	490.00

**Nueces County
Transaction Totals by Vendor YTD
For the 5 months ending Feb 28, 2019**

Merchant	Amount	Transaction Count	Average Transaction
UNITED 0162437216521	490.00	1	490.00
HARBOR FREIGHT TOOLS 71	484.75	3	161.58
FLEET MANAGEMENT SOLUTNS	480.00	5	96.00
CONF CRIME AGNST WOMEN	475.00	1	475.00
TRIEAGLE ENERGY LP	475.00	3	158.33
AMERICAN AIR0012308053365	470.60	1	470.60
CREAGER TIRE AND BATTERY	468.80	33	14.21
APOLLO TOWING EASY RIDER	465.00	4	116.25
FAIRMONT AUSTIN	464.25	1	464.25
SQ MILDRED ANN GUZ	460.28	1	460.28
PETCO 1425 63514251	458.90	6	76.48
FOURPAIR.COM	455.70	1	455.70
PETTYS ELECTRONICS	455.00	2	227.50
PDQCOM	450.00	1	450.00
TEXAS ACADEMY OF ANIMAL C	450.00	1	450.00
HAAS MATERIALS	450.00	2	225.00
PAYPAL CITIESUNLIM	450.00	1	450.00
ASTROMATIC CAR WAS	450.00	6	75.00
DOGGETT HM SERVICES	449.94	2	224.97
PHAMATECH	448.50	1	448.50
CANDLEWOOD SUITES GTNGT	447.48	1	447.48
JW MARRIOTT AUSTIN	445.72	1	445.72
V247 POWER CORPORATION	445.52	4	111.38
STATE BAR TX-CLE WEB	445.00	1	445.00
ALPHACARD	444.00	1	444.00
ED HICKS IMPORTS MERCEDES	441.33	1	441.33
BLUE RIDGE SOLUTIONS L	438.80	1	438.80
HOLIDAY INN EXPRESS STEP	438.44	2	219.22
NORTHERN HYDRAULICS	438.18	1	438.18
COURTYARD BY MARRIOTT	438.15	1	438.15
AMERICAN PAYROLL ASSOC	438.00	2	219.00
BJ S FAMOUS UNIFORMS	437.01	6	72.84
WINGATE BY WYNDHAM	435.00	1	435.00
USPS PO 4820200410	432.52	28	15.45
FAIRWAY SUPPLY INC	430.00	1	430.00
PEAVEY CORP.	430.00	1	430.00
HFT HARBOR FRGHT TOOLS	429.04	1	429.04
AMZN MKTP US M80DA1NU0	428.28	1	428.28
THE SHARP SHOOTER	427.00	12	35.58
AMERICAN DETAIL SUPPLY	426.85	3	142.28
IWS GAS AND SUPPLY OF TX	426.17	3	142.06
DEL MAR COLLEGE CASHIERS	425.00	7	60.71

**Nueces County
Transaction Totals by Vendor YTD
For the 5 months ending Feb 28, 2019**

Merchant	Amount	Transaction Count	Average Transaction
FSGI CORPUS LIGHTING	420.00	1	420.00
THE CHICKEN SHACK	420.00	1	420.00
OREILLY AUTO #1687	419.83	6	69.97
CITY OF BISHOP UTILITIES	414.44	5	82.89
SQ CORPUS CHRISTI	412.50	3	137.50
KIKOS MEXICAN FOOD	412.33	4	103.08
HOUSTON FREIGHTLINER ACCO	408.60	1	408.60
PP JOHNNY COOL REFIG	406.50	2	203.25
IN CORPUS CHRISTI BAR AS	405.00	3	135.00
PMI - CERTIFICATION	405.00	1	405.00
OFFICE DEPOT #70	400.37	6	66.73
IN AFFORDABLE GLASS	400.00	1	400.00
SQ TEXAS SIGN EXPR	395.00	2	197.50
HOBBY-LOBBY #0116	393.48	4	98.37
NICKLESS SCHIRMER AND CO	392.85	1	392.85
COLUMBIA BOOKS INC	390.78	1	390.78
CDW GOVT #1122-5211	390.53	1	390.53
WPY CHILD PROTECTION	390.00	1	390.00
AMZN MKTP US MB97R0HD1	389.94	1	389.94
TLC COMPLETE CARE MIDTOWN	389.00	1	389.00
DEALERS ELECTRICAL #40	384.44	1	384.44
HEB #462	382.10	1	382.10
NICHOLS GUNS	380.50	6	63.42
STALKER RADAR	379.00	1	379.00
GULF COAST NUT & BOLT SUP	371.13	5	74.23
DSHS REGULATORY PR	371.00	1	371.00
STAPLES TIRE & AUTOMOTIVE	369.43	2	184.72
BESTBUYCOM031	368.07	1	368.07
SOUTHWESTAIR5262414075823	365.60	1	365.60
HAMPTON INN AND SUITES NA	365.54	1	365.54
WM SUPERCENTER #464	365.44	11	33.22
AMERICAN AIR0012315390233	365.40	1	365.40
IN PRECISION ENGINEERED	364.41	2	182.20
BEST WESTERN LAMESA	359.62	2	179.81
IXL LEARNING	359.00	1	359.00
SKILLPATH / NATIONAL	358.00	1	358.00
KENNEDY WIRE ROPE AND	357.03	2	178.52
BOB BROOKS COMPUTER SA	356.75	1	356.75
IN ARTISTIC BRONZE INC.	355.00	1	355.00
AUSTIN EMBASSY SUITES	353.21	2	176.60
TURF AND IRRIGATION HARDW	349.59	3	116.53
CLEARLAWINSTITUTE.CO	347.00	3	115.67

**Nueces County
Transaction Totals by Vendor YTD
For the 5 months ending Feb 28, 2019**

Merchant	Amount	Transaction Count	Average Transaction
GRANDE COMMUNICATIONS	344.87	4	86.22
AMZN MKTP US MB1DT9JT0	344.62	1	344.62
W HOTELS	343.32	3	114.44
SQ SOUTH TEXAS SOC	340.00	1	340.00
TEXAS EXCELLENCE DETAIL	340.00	17	20.00
NENNO PRODUCTS LLC	336.91	1	336.91
EMBASSY STES AUSTIN	335.80	1	335.80
FEDERAL IRON AND METAL IN	333.63	1	333.63
GATEWAY PRINTING & OFFIC	331.68	7	47.38
PRODUCTIVITY CENTER INC	330.00	1	330.00
OPEN DOOR DISCOUNT REMOTE	330.00	1	330.00
BRAND APPLIANCE AND MICRO	329.00	2	164.50
POLICEONE	325.00	1	325.00
BESTBUYCOM805577353219	321.96	3	107.32
JAMES MATHIS EXXON	320.16	1	320.16
AMER LIB ASSOC-CAREER	320.00	1	320.00
ASFPM	320.00	2	160.00
USPS PO 4820210418	316.26	9	35.14
CC PLUMBING	312.91	4	78.23
TASER INTERNATIONAL	312.00	1	312.00
AMZN MKTP US MI7Z95PG2	307.90	1	307.90
TCOLE EVENT REG IN	307.26	2	153.63
WM SUPERCENTER #490	304.81	5	60.96
NTB #465	302.80	1	302.80
PURCHASED FROM APPA	300.00	1	300.00
FSI DIRECT ENERGY	300.00	2	150.00
TAMUC ACADEMICS	300.00	3	100.00
ALARM SECURITY & CONT.	300.00	1	300.00
JEANS RESTAURANT SUPPLY	299.68	2	149.84
BUY DOOR HARDWARE NOW	297.00	1	297.00
WWW.RESERVATIONS.COM	294.38	2	147.19
SWIFT SOLUTIONS	290.00	1	290.00
MNI DIESEL INC.	286.50	1	286.50
SOUTHWES 5262439423815	286.00	1	286.00
SOUTHWES 5262439423812	286.00	1	286.00
DOUBLETREE SUITES ASTN	284.22	1	284.22
RESIDENCE INN HOUSTON	283.14	4	70.78
AMAZON.COM MI2GQ1P71	281.13	1	281.13
DOUBLETREE HOTELS	281.02	2	140.51
AXON POWER	279.16	2	139.58
PAYPAL TEXASVICTIM	275.00	1	275.00
IN PROTEX RESTAURANT SER	272.99	1	272.99

Nueces County
Transaction Totals by Vendor YTD
For the 5 months ending Feb 28, 2019

Merchant	Amount	Transaction Count	Average Transaction
EWING IRRIGATION PRD 146	270.64	1	270.64
ROADSIDE INC	270.19	2	135.10
BURNER COMBUSTION SYSTEM	270.14	1	270.14
FAIRFIELD INN & SUITES	269.36	1	269.36
CC DISPOSAL SERVIC	268.17	3	89.39
WRIGHT MATERIALS INC ROBS	267.20	4	66.80
FLEETPRIDE 155	267.03	2	133.52
CARROT TOP INDUSTRIES	266.10	2	133.05
SQ BLG DELI / SCHL	265.54	3	88.51
4TE GEXA ENERGY	257.08	2	128.54
HUSKY TRAILER& PARTS CO	256.21	9	28.47
PAYPAL SOUTHEASTTE	255.00	1	255.00
360 TRAINING(ECOMMERCE	255.00	1	255.00
AMZN MKTP US MT46O8GF0	253.59	1	253.59
THE SAFEGUARD SYSTEM INC	253.50	2	126.75
WAL-MART #0490	251.97	6	42.00
OIL PATCH PETROLEUM INC	251.83	7	35.98
EXPEDIA 7385031337782	251.58	1	251.58
IN EDMOND'S COASTAL PLUM	250.00	1	250.00
CDW GOVT #QHK7276	249.57	1	249.57
CC DISPOSAL SERVICE	249.35	3	83.12
VALLEN DISTRIBUTION EO	249.35	1	249.35
TX DEPT AGRICULTUR	247.44	4	61.86
ROTO-ROOTER PLUMBERS ST -	244.00	1	244.00
OREILLY AUTO #0448	243.93	3	81.31
PETSMART # 0196	240.38	2	120.19
LARSON PLUMBING & UTILITY	240.00	1	240.00
CEECO	239.62	1	239.62
RR BRINK LOCKING SYSTEMS	238.62	1	238.62
IN INTEGRITY COMMUNICATI	237.50	2	118.75
NOTARIES.COM	235.90	2	117.95
BEST WESTERN LAGRANGE IN	235.86	1	235.86
MARCO ELECTRONICS	234.97	1	234.97
HILTON GARDEN INN	231.68	1	231.68
GPOWER	229.78	2	114.89
ASHRAE	229.00	1	229.00
SHSU WEB PAY	225.00	1	225.00
A-1 PLUMBING & COMPANY	225.00	1	225.00
OREILLY AUTO #0445	223.95	6	37.32
AMZN MKTP US M26U64YY1	223.95	1	223.95
SQ BAY AREA TIME	223.60	5	44.72
SQ ISLAND MOON MON	220.00	1	220.00

Nueces County
Transaction Totals by Vendor YTD
For the 5 months ending Feb 28, 2019

Merchant	Amount	Transaction Count	Average Transaction
PRICELINE RENTAL CAR	218.20	1	218.20
SQ SOUTH TX OVERHE	215.00	1	215.00
TAMUCC CAREER SERVICES	215.00	1	215.00
SPRINGHILL SUITES BY M	211.86	1	211.86
LA BORDE HOUSE HOTEL	210.00	1	210.00
WEST MARINE #1308	209.93	3	69.98
CITY OF CC AIRPORT	209.50	9	23.28
COOPER EQUIPMENT	207.91	1	207.91
CITY OF AGUA DULCE	207.86	3	69.29
CARISMA WASH LUBE & DETA	205.46	2	102.73
QUALITY INN & SUITES	205.35	1	205.35
ACFE	205.00	1	205.00
WALMART.COM 8009666546	203.86	3	67.95
THE FLAG COMPANY	202.87	1	202.87
SQ SOUTH TEXAS SMALL ENG	202.71	2	101.36
BELL FENCE OF CORPUS CHR	202.47	2	101.24
HOELSCHER ELECTRIC CO.	202.21	1	202.21
TDEM EMERGENCY MANAGEMENT	200.00	1	200.00
COTTONWOOD SOFTWARE	200.00	2	100.00
SMARTLINK	199.95	1	199.95
AWL PEARSON EDUCATION	198.06	3	66.02
HORSESHOE BAY FRONT DESK	197.16	2	98.58
SIGN XPRESS	196.81	2	98.40
CULLIGAN/ULTRAPURE WAT	194.65	6	32.44
FLANAGAN'S MUFFLER SHOP	194.00	2	97.00
TIPSCO	192.00	2	96.00
CHEWY.COM	190.01	4	47.50
GALVAN TOWING	190.00	2	95.00
INTERNATIONAL ASSOCIATION	190.00	1	190.00
STAMP CONNECTION	188.00	2	94.00
SP WILDSEED FARMS	188.00	1	188.00
LIND ELECTRONICS	186.58	2	93.29
OREILLY AUTO #0712	186.13	2	93.06
CORE & MAIN LP S 2	186.00	1	186.00
FEDEX 30671617	185.28	1	185.28
BJ'S FAMOUS UNIFORMS	184.38	3	61.46
MINIT MAN #3	183.65	2	91.82
HOME2 SUITES	182.85	1	182.85
USPS PO 4808000343	180.00	2	90.00
EXXONMOBIL 45362159	178.17	3	59.39
KELTONS TRUCK PARTS INC	176.90	3	58.97
AUTOZONE #1335	176.19	1	176.19

Nueces County
Transaction Totals by Vendor YTD
For the 5 months ending Feb 28, 2019

Merchant	Amount	Transaction Count	Average Transaction
LA QUINTA INNS 0567	176.10	1	176.10
MODERN PHARMACY	175.82	1	175.82
AMAZON.COM MT65W0LJ0	175.23	1	175.23
BOUNCE ENERGY INC	175.00	1	175.00
EVEREST WATER COFFEE	173.25	4	43.31
SECCO INC	171.40	3	57.13
JASON'S DELI #616	170.91	1	170.91
EB APA TX SOUTHMOST S	170.00	2	85.00
AN BUICK GMC CORPUS CH	169.34	2	84.67
NIKOS STEAK HOUSE	169.00	1	169.00
CBI COREL	169.00	1	169.00
BOOTS N BRITCHES	168.95	2	84.48
RICHMOND PAPER & INK	163.13	1	163.13
AMZN MKTP US MT6NW0OR2	161.48	1	161.48
BESTBUYCOM805591531916	159.99	1	159.99
JOHN W HOCK CO	159.93	1	159.93
AMZN MKTP US M86PV57O2	159.82	1	159.82
DOLLAR TREE	159.00	2	79.50
CDW GOVT #1200-5211	158.76	2	79.38
ENSYSTEX II	157.50	2	78.75
CHAPMANS GARAGE DOORS I	156.90	1	156.90
AMZN MKTP US MB3YB0DO2	155.99	1	155.99
EB TEXAS CHILDREN IN	155.14	1	155.14
JOHNSTONE SUPPLY OF C C	152.43	1	152.43
AMZN MKTP US MB09E6FJ0	151.37	1	151.37
CALDWELL COUNTRY CHEVY	150.00	1	150.00
WWW.TXPPA.ORG	150.00	2	75.00
NASW ONLINE	150.00	1	150.00
WAL-MART #0442	147.36	1	147.36
JACKS SMALL ENGINES & GEN	146.87	2	73.44
MEAD DIRECT RESPONSE INC	145.76	2	72.88
NCS GED EXAM	145.00	2	72.50
FEDEX 30198427	144.91	1	144.91
OTC BRANDS INC.	144.47	2	72.24
MYRON CORP	142.70	1	142.70
INTERNATIONAL ELECTRONICS	142.20	5	28.44
NENA	142.00	1	142.00
SCHLOTZSKY'S OLO #1118	140.81	1	140.81
MILESTONES MEMORIES LLC	140.00	1	140.00
SQ JMJ BUSINESS EQUIPMEN	139.90	2	69.95
MARTIN YALE	139.86	1	139.86
TIMEKEEPING SYSTEMS INC	139.45	1	139.45

**Nueces County
Transaction Totals by Vendor YTD
For the 5 months ending Feb 28, 2019**

Merchant	Amount	Transaction Count	Average Transaction
AVL BOOKBABY	138.45	3	46.15
VIOLETWATERSUPPLY VCN	136.96	2	68.48
TARA ENERGY	136.73	1	136.73
ESC REG 2	135.00	3	45.00
ESS - VGYOUNG CE 800-2	135.00	4	33.75
LIBERTY POWER HOLDINGS	133.47	1	133.47
QUIK PRINT	133.00	1	133.00
OREILLY AUTO #1441	131.83	1	131.83
SPRINGHILL SUITES AUST	131.67	1	131.67
SPOK INC	131.02	1	131.02
R & D SPRAYERS	130.87	1	130.87
DISCOUNT-TIRE-CO TXC-01	130.50	1	130.50
AT&T T41A 8153	129.90	1	129.90
THE FRAME UP	128.00	1	128.00
EMBASSY SUITES SAN ANT	126.00	1	126.00
SOUTH JETTY	125.80	2	62.90
HOLIDAY INN AUSTIN	125.53	1	125.53
IN ABEL SCREENING INC.	125.00	1	125.00
FEDEX 29878864	123.22	1	123.22
CHAMPION CHEVY_CADILLA	120.35	2	60.18
SQ D-9 ALPHA ZETA CHAPTE	120.00	2	60.00
IN ENSEMBLE GROUP	120.00	1	120.00
B & R SUPPLY & EQUIPMENT	119.50	1	119.50
GULF COAST PAPER COM	119.32	4	29.83
SQ FAR BEYOND TINT	119.00	1	119.00
IN SOUTH TEXAS RESTAURAN	117.72	1	117.72
FRONTIER UTILITIES	117.57	1	117.57
SQ AMERICAN DETAIL	117.35	1	117.35
LOWES #00907	116.88	2	58.44
ACTION GYPSUM SUPPLY - CO	116.30	1	116.30
ATT BUS PHONE PMT	115.85	1	115.85
WEATHERTECH DIRECT LLC	114.95	1	114.95
AMAZON.COM M80ST24U1	114.71	1	114.71
AMAZON.COM MB09N1H51	113.51	1	113.51
LOWES #01763	112.96	2	56.48
FEDEX 31332794	111.79	1	111.79
ES COLLEGE STATION	110.85	1	110.85
MUELLER INC	110.15	3	36.72
AMAZON.COM M807B3U52	109.90	1	109.90
SQ JMJ BUSINESS EQ	109.90	2	54.95
PAYPAL 4 LESS CO	109.00	1	109.00
FIRESTONE678791	108.99	3	36.33

Nueces County
Transaction Totals by Vendor YTD
For the 5 months ending Feb 28, 2019

Merchant	Amount	Transaction Count	Average Transaction
FAMILY DOLLAR #5158	108.00	1	108.00
UBER TRIP	107.66	7	15.38
AMAZON.COM M25S28DH0	107.53	1	107.53
LNR LUNARPAGES WEBHOST	107.40	1	107.40
AMZN MKTP US MB7HO4TE0	105.35	1	105.35
ACADEMY SPORTS + OUTDOOR	104.86	3	34.95
SQ SE DISTRICT 9 E	104.00	1	104.00
IN ALLISON TRANS TECH LL	102.69	1	102.69
OMNI CORPUS CHRISTI	102.35	1	102.35
ZEP SALES AND SERVICE	102.07	1	102.07
SUMMIT ELECTRIC SUPPLY	101.40	1	101.40
HAMPTON INN BROWNWOOD	100.58	1	100.58
UNITED CORPUS CHRISTI CHA	100.00	1	100.00
TEXAS COUNCIL ON FAMILY V	100.00	1	100.00
SHRM CERTIFICATION	100.00	1	100.00
STAINLESS STEEL PRODUCTS	100.00	1	100.00
JANET PENA OD	100.00	1	100.00
AMZN MKTP US MB9DM5TI0	99.99	1	99.99
MY BINDING COM	99.19	1	99.19
MARCO & CO. CATERING	99.00	1	99.00
ANIMAL CARE TECHNOLOGIES	99.00	1	99.00
IN ID CARD CONSULTANTS	98.84	1	98.84
NORTHERN TOOL + EQUIP	97.98	2	48.99
BUSTERS BUTANE	96.00	4	24.00
SQ CZECH-MEX BAKERY & CA	96.00	1	96.00
FLANAGANS MUFFLER SHOP	95.00	1	95.00
SQ ABSOLUTE WRECKER & ST	95.00	1	95.00
PAYPAL RUNES	94.50	2	47.25
TXTAG 888 468 9824	94.07	5	18.81
SAFER SOCIETY FOUNDA	93.00	1	93.00
TOWNEPLACE SUITES	93.00	1	93.00
AMZN MKTP US MT3DD0QL0	92.96	1	92.96
GREATSTATE TRANSMISSIONS	92.95	1	92.95
VALLEY PUMPS INC.	92.62	1	92.62
ARC HOUSTON 09	92.20	1	92.20
SP CROWD CONTROL WAR	92.08	1	92.08
BARNES & NOBLE #2818	91.96	1	91.96
EXCEPTIONAL REPORTING SE	91.85	1	91.85
MICHAELS STORES 1681	90.83	3	30.28
PAYPAL WONDERIDEA	90.00	6	15.00
AMAZON.COM M81B885A0	89.97	1	89.97
ORECK VACUUMS OF CORPUS	89.90	1	89.90

Nueces County
Transaction Totals by Vendor YTD
For the 5 months ending Feb 28, 2019

Merchant	Amount	Transaction Count	Average Transaction
AMZN MKTP US M82H60AF2	88.40	1	88.40
LA QUINTA INN AND SUIT	87.76	1	87.76
AT&T K006 9968 ESTOR	87.00	1	87.00
DANNYS TIRE SHOP	86.96	5	17.39
BEST WESTERN EXECUTIVE IN	85.59	1	85.59
TEXAS GUN SHOP INC	85.52	1	85.52
KEGCO INC	85.46	2	42.73
COLOR SOURCE	85.26	1	85.26
AGEX CONFERENCE SERVIC	85.00	2	42.50
LOVE S TRAVEL 00006726	84.00	2	42.00
NETFLIX.COM	83.94	8	10.49
FOURPAIR COM	83.45	1	83.45
PAYPAL CULLNARYDEP	81.44	1	81.44
GARDEN CORNER OF BLUNTZER	81.00	1	81.00
RADIOLOGY ASSOCIATES OF	81.00	1	81.00
AGENT FEE 8900756547642	80.00	1	80.00
AGENT FEE 8900757200311	80.00	1	80.00
LONGHORN STEAK00054544	80.00	1	80.00
SPARK ENERGY	79.15	1	79.15
BLUFFALO WINGS CO	79.00	1	79.00
POSTNET TX162	78.00	1	78.00
SUNOCO 0825851900	78.00	1	78.00
PAYPAL MIKE DAVIS	77.88	1	77.88
PROMOTESOURCE	77.86	1	77.86
FEDEX 175709699	77.83	1	77.83
FEDEX 464036534	77.16	1	77.16
JANET'S CAKERY	77.00	1	77.00
FEDEX 176312622	76.76	1	76.76
VISTAPR VISTAPRINT.COM	76.05	2	38.02
MICROSOFT OFFICE 365	75.76	1	75.76
FSI CENTERPOINT ENERGY	75.60	2	37.80
TEXAS CHAPTER PRIMA PUBLI	75.00	1	75.00
PRO TOW WRECKER SERVICE	75.00	1	75.00
PAYPAL	75.00	2	37.50
SQ EAGLE GLASS SER	75.00	1	75.00
NUECES CO TX - GOV PAY FE	75.00	25	3.00
TXDOT FINANCE	75.00	1	75.00
ADVANCE AUTO PARTS #8079	73.47	2	36.74
USPS PO 4876650380	70.19	4	17.55
TEXAS STATE AQUARIUM -	70.00	1	70.00
AMZN MKTP US MB85V83F0	69.92	1	69.92
IDRIVE.COM	69.50	1	69.50

Nueces County
Transaction Totals by Vendor YTD
For the 5 months ending Feb 28, 2019

Merchant	Amount	Transaction Count	Average Transaction
SQ WINDSHIELD SERV	69.00	1	69.00
H-E-B #069	68.78	1	68.78
HARBOR FREIGHT TOOLS 680	67.66	1	67.66
TSBPA IND LIC RENE	66.00	1	66.00
HOLT CAT SA PARTS - MS	65.93	1	65.93
HORIZON DIST - H263	65.66	1	65.66
AMZN MKTP US MT5I802X1	65.65	1	65.65
LUBRICATION STATION	64.97	3	21.66
C AND A SERVICE AND TIRES	64.45	1	64.45
PSI SERVICES LLC	64.00	1	64.00
STRIPES 0445442700	63.85	1	63.85
AMZN MKTP US M83871U11	63.79	1	63.79
AMZN MKTP US MI7HF8VZ1	63.79	1	63.79
RR DONNELLEY-PAYMETRIC	63.01	1	63.01
PORT ARANSAS HARDWARE	62.81	3	20.94
AMZN MKTP US MI6ZZ8AS0	62.15	1	62.15
AMZN MKTP US M85D660W1	61.61	1	61.61
AMAZON.COM MT9G77WS2	61.19	1	61.19
DOLLARTREE	61.00	2	30.50
CDW GOVT #QTB7001	60.29	1	60.29
FEDEX 31874668	60.03	1	60.03
IN SUPERGLASS WINDSHIELD	60.00	2	30.00
MALL SHOE SERVICE	60.00	1	60.00
RIVERSIDE VETERINARY CLIN	60.00	1	60.00
BUC-EES #30	59.99	2	30.00
AUTOZONE #1332	59.50	2	29.75
AMAZON.COM M05FV9HW2	59.10	1	59.10
AUTOZONE #1328	58.85	3	19.62
H-E-B #413	58.08	1	58.08
TPG CITYOFDRISCOLLUTILITI	57.44	1	57.44
FEDEX 30953972	56.45	1	56.45
SHAFFER MUFFLER AND AUTOM	56.25	1	56.25
PAYPAL EPRDISTRIBU	55.98	3	18.66
MURPHY7426ATWALMART	55.00	1	55.00
BIG O TIRES 43117	55.00	1	55.00
TEXAS CENTER FOR THE JUDI	55.00	1	55.00
NORMA S FRUITS & DELIGHTS	55.00	1	55.00
STAPLES DIRECT	54.98	1	54.98
PROFESSIONAL EDUC SERV	54.50	1	54.50
AMZN MKTP US M05YR7KO2	54.11	1	54.11
AVNGATE MOVAVI.COM	54.07	1	54.07
HP GROOS LOT	54.00	1	54.00

Nueces County
Transaction Totals by Vendor YTD
For the 5 months ending Feb 28, 2019

Merchant	Amount	Transaction Count	Average Transaction
AMZN MKTP US MT9N20UE0	53.82	1	53.82
ARMSTRONG LUMBER COMPANY	53.14	1	53.14
THE ROCKIN G OIL C	53.01	1	53.01
EXXONMOBIL 45958493	52.50	1	52.50
AMERICAN RED CROSS	52.07	2	26.04
EAGLE LOCK AND KEY	52.00	1	52.00
TEXAS RDHSECRPCHRSTIL	51.39	1	51.39
H-E-B #210	51.08	2	25.54
CORNER STORE 1501	50.72	2	25.36
AMZN MKTP US M80K33BB1	50.40	1	50.40
COURTS/USDC-TX-PAY	50.00	2	25.00
AIR AND FILTERS 2	49.92	1	49.92
UBER TRIP FYWVD	48.98	1	48.98
AMZN MKTP US M27CW8YQ2	48.84	1	48.84
THE UPS STORE 4725	48.80	1	48.80
PIZZA HUT #23634	48.17	1	48.17
AMZN MKTP US MB9CH1JF1	48.00	1	48.00
AMZN MKTP US MI9QY8NN0	48.00	1	48.00
CDW GOVT #QHM4177	47.97	1	47.97
AMAZON.COM MT75H39E1	47.90	1	47.90
AMZN MKTP US M02NP6YJ2	47.80	1	47.80
SHI SMARTPRACT#1875365	47.50	1	47.50
IN MERCURY AUTO AIR LLC	47.45	1	47.45
SUNOCO 0776691800	47.44	1	47.44
AMERICAN AIR0010632972177	46.64	1	46.64
FREEDOM AUTO SPA	46.00	1	46.00
AMZN MKTP US M255D93F0	45.99	1	45.99
EIG WHOIS.COM	45.72	2	22.86
SE40830	44.99	1	44.99
PAYPAL KIMO19200	44.71	1	44.71
PHILLIPS 66 - HILLTOP TRA	44.00	1	44.00
AN FORD MAZDA CORPUS	43.82	1	43.82
BATTERYDEALSUS	43.67	1	43.67
AMZN MKTP US MT7MC83N1	43.28	1	43.28
HOBBY-LOBBY #0066	43.20	2	21.60
SP CUTRATEBATTERIES	43.00	1	43.00
AMZN MKTP US MI09C3FV1	42.87	1	42.87
SHAFFERS MUFFLER AND AUTO	42.00	6	7.00
SUNOCO 0485949200	41.71	1	41.71
CDW GOVT #QJX8198	41.65	1	41.65
PAYPAL YAAKOV NAON	40.97	1	40.97
LUMBER LIQUIDATORS 171	40.67	1	40.67

Nueces County
Transaction Totals by Vendor YTD
For the 5 months ending Feb 28, 2019

Merchant	Amount	Transaction Count	Average Transaction
EXXONMOBIL 46918876	40.01	1	40.01
AGENT FEE 8900756547640	40.00	1	40.00
AGENT FEE 8900755055541	40.00	1	40.00
TEXACO 0381917	40.00	1	40.00
MARINA GARAGE	40.00	1	40.00
AMAZON.COM M20EQ6880	39.36	1	39.36
PETTY S ELECTRONICS	38.00	1	38.00
PAYPAL WEDOITALL2	37.98	3	12.66
AT&T T44A 7310	37.90	1	37.90
BLUE 360 MEDIA	37.00	1	37.00
AIR & FILTERS 2	36.96	1	36.96
AMAZON.COM MB8PR4KT2	36.94	1	36.94
PAYPAL GREENTECHCO	36.64	1	36.64
CFW COMMERCE ST GARAGE	36.00	2	18.00
TURNERS LANDSCAPE INC	35.94	1	35.94
AMZN MKTP US MI9GS1EO1	35.73	1	35.73
DEFENSIVE DRIVING.COM	35.00	1	35.00
AMZN MKTP US MB90E0SC2	33.00	1	33.00
ALAMEDA MEDICAL SUPPLY	32.99	1	32.99
HYATT REGENCY PARKING	32.50	1	32.50
APL APPLE ONLINE STORE	31.39	1	31.39
RR DONNELLEY	31.24	1	31.24
H-E-B #022	30.14	2	15.07
UNITED 0162604482628	30.00	1	30.00
UNITED 0162604629723	30.00	1	30.00
SQ BANUELOS TIRE P	30.00	2	15.00
UPS 1ZPT807H0200030017	29.92	1	29.92
AMZN MKTP US MT4Q926G2	29.68	1	29.68
WM SUPERCENTER #442	28.36	1	28.36
LA MICHOCANA BAKERY INC	28.27	2	14.14
SHELL OIL 57545310500	28.00	4	7.00
SQ TORRES GARAGE	28.00	2	14.00
ALICE ECHO NEWS JOURNAL C	28.00	1	28.00
UPS 1Z2T857WP210308377	27.81	1	27.81
AMZN MKTP US M05XH8ST0	27.00	1	27.00
SHELL OIL 57524793007	26.88	1	26.88
AT&T T41J 8334	26.60	1	26.60
SHINE ON CAR WASH	26.00	2	13.00
B & T RENTALS	26.00	1	26.00
ROBSTOWN CLEANERS	25.64	1	25.64
PAYPAL TEXASDIVISI	25.00	2	12.50
PAYPAL COASTALBEND	25.00	3	8.33

Nueces County
Transaction Totals by Vendor YTD
For the 5 months ending Feb 28, 2019

Merchant	Amount	Transaction Count	Average Transaction
TEXAS ONLINE DEFENSIVE	25.00	1	25.00
EB FALL CEU CONFERENC	25.00	1	25.00
OFFICEMAX/DEPOT 6289	24.99	1	24.99
AMZN MKTP US M05QE1Q20	24.98	1	24.98
AMZN MKTP US M00LF1YM2	24.95	1	24.95
SHORELINE SANDWICH	24.74	1	24.74
CVS/PHARMACY #06989	23.65	1	23.65
AMAZON.COM MI5V71ZG1	23.26	1	23.26
BILL MILLER BAR-B-Q - 30	22.68	1	22.68
AMZN MKTP US MT26V93Q2	21.98	1	21.98
AMZN MKTP US M249L9W12	21.96	1	21.96
LUBYS CAFE #0195 Q99	21.60	1	21.60
AMZN MKTP US MT9UA37H0	21.04	1	21.04
ABC KEYS & SAFES	21.00	1	21.00
SQ STICKER XPRESS	21.00	3	7.00
KINGSVILLE PUBLISHING CO	20.00	2	10.00
SWA EARLYBRD5269830524657	20.00	1	20.00
SWA EARLYBRD5269830524659	20.00	1	20.00
SWA EARLYBRD5269830524660	20.00	1	20.00
SWA EARLYBRD5269830524658	20.00	1	20.00
AUTOZONE 4216	19.99	1	19.99
WAL-MART #5898	19.88	3	6.63
UPS K1946036905	19.15	1	19.15
OFFICE DEPOT #2250	18.76	1	18.76
NOTHING BUNDT CAKES -	18.50	1	18.50
SUNOCO 0553014200	18.46	1	18.46
PACER800-676-6856IR	18.30	1	18.30
AMZN MKTP US M87HC9QS2	18.28	1	18.28
AMZN MKTP US M820O6CO1	18.10	1	18.10
PARKJOCKEY	18.00	1	18.00
AMAZON.COM M892D7B81	17.99	1	17.99
AMAZON.COM M84XU3BE2	17.99	1	17.99
HEB #210	16.71	1	16.71
FEDEX 784843627400	16.49	1	16.49
AMZN MKTP US M898U48Z1	15.97	1	15.97
UPS ADJ00173076203881	15.90	1	15.90
TX OAG OPEN RECORD	15.00	1	15.00
SQ BANUELOS TIRE PROS	15.00	1	15.00
GOVERNMENT PAYMENTS	15.00	5	3.00
AMZN MKTP US M274J9X32	14.87	1	14.87
AUTOZONE #4215	14.38	1	14.38
USPS PO 4820280417	13.40	1	13.40

**Nueces County
Transaction Totals by Vendor YTD
For the 5 months ending Feb 28, 2019**

Merchant	Amount	Transaction Count	Average Transaction
TXDPS CRIME RECS	12.78	2	6.39
OFFICE DEPOT #2387	12.76	1	12.76
OFFICEMAX/DEPOT 6208	12.39	1	12.39
OTTERBOX/LIFEPROOF	12.14	1	12.14
CARISMA EXPRESS CAR WA	12.00	1	12.00
THE ISLAND CAR WASH	12.00	1	12.00
TIRE EXPRESS	12.00	1	12.00
AMZN MKTP US M230J41F2	11.98	1	11.98
AMZN MKTP US M802V6J70	11.95	1	11.95
AMAZON.COM M88555YE2	11.59	1	11.59
ROADRUNNER TRAVEL CENTER	11.50	1	11.50
NTTA CUST SVC ONLINE	11.34	2	5.67
SNAPPY 20	11.04	1	11.04
COURTYARD BY MARRIOTT-	10.82	1	10.82
PAYPAL YRONLNBKSTR	10.65	2	5.32
SHERATON AUSTIN HOTEL PAR	10.00	1	10.00
SUNOCO 0486667900	10.00	1	10.00
MARKET SQUARE LOT	10.00	1	10.00
AMZN MKTP US MT6FG0BP0	9.90	1	9.90
OFFICE DEPOT #2227	9.57	1	9.57
UNITED 0162922138267	9.00	1	9.00
UNITED 0162922138266	9.00	1	9.00
SQ MAYORGA AUTOMOTIVE LL	8.99	1	8.99
BUSHS CHICKEN - HAMILTON	8.97	1	8.97
FEDEX 31242309	8.66	1	8.66
AMZN MKTP US MT88T4YS1	8.41	1	8.41
OFFICE DEPOT #618	8.00	1	8.00
OFFICE DEPOT #161	7.39	1	7.39
BURGER KING #13422	7.13	1	7.13
AP ELECTRIC & GENERATOR	7.13	2	3.56
RUBEN'S FLEET SERVICE	7.00	1	7.00
UNITED 0162922138269	7.00	1	7.00
DANNYS TIRE SERVICE	7.00	1	7.00
UNITED 0162922138268	7.00	1	7.00
MINIT MAN #5	7.00	1	7.00
MO GLASS	7.00	1	7.00
UPS 299111AB728	6.90	1	6.90
WHATABURGER 844 Q26	6.86	1	6.86
FEDEX 29925042	6.25	1	6.25
DQ-13 #14300	6.00	1	6.00
ZAGG INC	5.99	1	5.99
MUNICIPAL SERVICES BUREAU	5.81	2	2.90

Nueces County
Transaction Totals by Vendor YTD
For the 5 months ending Feb 28, 2019

Merchant	Amount	Transaction Count	Average Transaction
WYNDHAM GARDEN HOTEL - RI	5.41	1	5.41
OREILLY AUTO #2292	5.19	1	5.19
RMA TOLL	5.19	1	5.19
UBER TRIP 2VBU4	5.00	1	5.00
TEA GED TRANSCRIPT	5.00	1	5.00
TAMUCC PKG GARAGE APRI	5.00	1	5.00
SUNRISE VENDING LLC	3.85	2	1.92
DAIRY QUEEN 52 #42836	3.56	1	3.56
WHATABURGER 897 Q26	3.40	1	3.40
CORNER STORE 0135	3.24	1	3.24
LAZ PARKING 610260-LUKE	2.00	1	2.00
UBER TRIP TJNIF	2.00	1	2.00
USA CASH DEPOT VEND	1.50	1	1.50
CC CALLER-TIMES	1.06	1	1.06
CROSS BORDER TRANS FEE	0.90	6	0.15
WEB NETWORKSOLUTIONS	0.00	2	0.00
OFFICE DEPOT #1079	0.00	2	0.00
WALGREENS #3638	0.00	2	0.00
CCI HOTEL RES	0.00	2	0.00
FEDEX 811977966882	-0.25	1	-0.25
FEDEX 811977966893	-1.00	1	-1.00
DISPUTE-PAYPAL GREENTECH	-36.64	1	-36.64
TFS FISHER SCI CHI	-246.04	1	-246.04
DISPUTE-AMZN MKTP US	-269.90	1	-269.90
SOUTHWES 5260156566728	-542.36	1	-542.36
DISPUTE-DELTA AIR 00623	-996.00	1	-996.00
Total	1,912,798.00	6,496	294.46