


# **Nueces County, Texas**

## **Monthly Financial Report** (Unaudited and Unadjusted)

Fiscal Year 2018/2019  
For the four months ended January 31, 2019



**Prepared by:**

**The Nueces County Auditor's Office**

**Dale Atchley, CPA**  
**County Auditor**



**Nueces County, Texas**  
**Unaudited Monthly Financial Report**  
**As of January 31, 2019**

---

**Table of Contents**

County Auditor Letter of Transmittal..... 1

**Financial Statements**

Balance Sheet - Governmental Funds ..... 4  
Statement of Revenue, Expenditures and Changes in Fund Balances - Governmental Funds..... 6  
Statement of Net Position - Internal Service Fund ..... 8  
Statement of Revenue, Expenditures and Changes in Fund Balance - Internal Service Fund ..... 9  
Comparison of Current Year to Prior year Revenues & Expenditures - Group Health..... 10  
Comparison of Monthly & year to prior year Revenues & Expenditures - Group Health ..... 11

**Budget Revenue Section**

Statement of Revenue Budget to Actual with Year to Year Comparison - General Fund ..... 13  
Statement of Revenue Budget to Actual with Year to Year Comparison – Road & Bridge ..... 14  
Statement of Revenues Budget to Actual - Inland and Coastal Parks ..... 15  
Comparison of Current year to prior year total Revenues - Inland and Coastal Parks..... 16  
Statement of Revenues Budget to Actual - Airport..... 17

**Budget Expenditure Section**

Statement of Expenditures Budget to Actual - General Fund ..... 19  
Comparison of Current year to prior year total Expenditures - General Fund ..... 60  
Statement of Expenditures Budget to Actual - Road & Bridge Fund..... 62  
Comparison of Current year to prior year total Expenditures - Road & Bridge Fund ..... 63  
Statement of Expenditures Budget to Actual - Inland and Coastal Parks ..... 64  
Comparison of Current year to prior year total Expenditures - Inland and Coastal Parks..... 65  
Statement of Expenditures Budget to Actual with Year to Year Comparison - Airport fund ..... 66  
Statement of Expenditures Budget to Actual - Commissioners Special Revenue Funds ..... 67  
Statement of Expenditures Budget to Actual - Commissioners Diabetes Funds ..... 68  
Statement of Expenditures Budget to Actual - Commissioners RTA Funds..... 69

**Schedules**

Schedule of Transfers In and Out by Fund..... 72  
Schedule of Capital Projects..... 73  
Summary of Monthly Revenue Report..... 79

**Procurement**

Procurement Card Totals by Budget Category ..... 84  
Procurement Card Totals by Amount ..... 85  
Procurement Card Totals by Department ..... 88





AIDEE HERNANDEZ, MBA  
FIRST ASSISTANT

ELVA FUENTES, CFE  
INTERNAL AUDIT SUPERVISOR

DALE ATCHLEY, CPA  
COUNTY AUDITOR

LISA DAVIS  
BUDGET ACCOUNTANT

ANNA VELAZQUEZ, CPP  
GRANTS / PAYROLL SUPERVISOR

901 LEOPARD STREET, RM. 304  
CORPUS CHRISTI, TX 78401

JULIAN MENDOZA  
EXECUTIVE ACCOUNTANT

PHONE: (361) 88-0556 • FAX: (361) 888-0584

March 13, 2019

Honorable District Judges of Nueces County and  
Honorable Members of the Nueces County Commissioners Court:

The unaudited and unadjusted Monthly Financial Report of Nueces County, Texas as of and for the four months ended January 31, 2019 is submitted herewith in accordance with Section 114.023 of the Texas Local Government Code and was prepared by the County Auditor's Office staff. The statements are reported on a budgetary basis which is not in accordance with generally accepted accounting principles. Due to the statutory duties of the County Auditor, I am not independent with regard to these financial reports as defined by the professional standards of the American Institute of Certified Public Accountants. However, these financial statements were prepared, and the financial accounting records were maintained with objectivity and due professional care.

The Monthly Financial Report is presented in four sections: Fund Financial Statements, Budget Revenue Status, Budget Expenditure Status, and Schedules:

The **Financial Statement section** contains the Governmental Funds Balance Sheet, the Governmental Funds Statement of Revenue, Expenditures and Changes in Fund Balance, the Internal Service Fund Statement of Net Position, the Internal Service Fund Statement of Revenue, Expenditures and Changes in Net Position, and the Group Health Comparison of Current Year to Prior Year Revenue and Expenditures and chart.

The **Budget Revenue Status section** is comprised of a General Fund Statement of Revenues Budget to Actual and Comparison of Current Year to Prior Year Revenues, a Road and Bridge Statement of Revenues Budget to Actual and Comparison of Current Year to Prior Year Revenues, an Inland and Coastal Parks Statement of Revenues Budget to Actual and Comparison of Current Year to Prior Year Revenues, and Airport Statement of Revenues Budget to Actual.

The **Budget Expenditure Status section** is comprised of a General Fund Top Spenders, General Fund Statement of Expenditures Budget to Actual, a General Fund Comparison of Current Year to Prior Year Expenditures and charts, a Road and Bridge Statement of Expenditures Budget to Actual, a Road and Bridge Comparison of Current Year to Prior Year Expenditures, an Inland and Coastal Parks Statement of Expenditures Budget to Actual, Inland and Coastal Parks Funds Comparison of Current Year to Prior Year Expenditures, an Airport Statement of Expenditures Budget to Actual and an Airport Comparison of Current Year to Prior Year Expenditures,

The **Schedules section** includes a Schedule of Transfers In and Out by Fund, a Schedule of Capital Projects, and a Summary of Revenue Reports.

The **General Fund Statement of Expenditures Budget to Actual** section now has visual performance indicators. The performance indicators are based on a comparison with the Expected Expenditures. The Expected Expenditure amount is calculated based on the average of the total budget over 12 fiscal periods (October through September). The color of the remaining budget available is used as a performance indicator. These numbers will be black if spending is below 90% of the expected amount, yellow if spending is equal to or greater than 90% of the expected amount and red if spending is equal to or greater than 100% of the expected amount.

Fiscal Period	1	2	3	4	5	6
Calendar Month	October	November	December	January	February	March
Expected Balance Remaining at 90% of expected expenditures	92.5%	85.0%	77.5%	70.0%	62.5%	55.0%
Expected Balance Remaining at 100% of expected Expenditures	91.7%	83.3%	75.0%	66.7%	58.3%	50.0%

Fiscal Period	7	8	9	10	11	12
Calendar Month	April	May	June	July	August	September
Expected Balance Remaining at 90% of expected expenditures	47.5%	40.0%	32.5%	25.0%	17.5%	10.0%
Expected Balance Remaining at 100% of expected Expenditures	41.7%	33.3%	25.0%	16.7%	8.3%	0.0%

This report is designed to provide a general overview of Nueces County’s finances for all those with an interest in the County’s finances at a specific point during the fiscal year. However, the reader should note that the report does not include those disclosures associated with, and usually made a part of, audited financial statements. Should you have any questions concerning this report, please do not hesitate to contact the County Auditor’s Office at (361) 888 - 0556.

Respectfully submitted,



Dale Atchley, CPA  
Nueces County Auditor

# **FINANCIAL STATEMENTS**

(Unaudited)

**Nueces County, Texas**  
**Balance Sheet**  
**Governmental Funds**  
**January 31, 2019**

	<u>General Fund</u>	<u>Debt Service Fund</u>	<u>Capital Projects Fund</u>
<b>Assets</b>			
Cash & Cash Equivalents	\$ 44,871,601	\$ 9,194,380	\$ 15,170,517
Investments	5,483,191	1,767,001	17,617,190
Accounts Receivable	4,664,449	588,611	-
Due From Component Unit	1,694	-	-
Due From Other Funds	2,296,213	-	588,143
Prepays	66,060	-	-
Inventory	91,616	-	-
Total Assets	<u>\$ 57,474,823</u>	<u>\$ 11,549,992</u>	<u>\$ 33,375,849</u>
 <b>Liabilities and Fund Balances</b>			
<b>Liabilities</b>			
Accounts Payable	\$ 5,930,182	\$ -	\$ -
Accrued Payroll Payable	-	-	-
Due to Other Funds	976,555	-	500,500
Unearned Revenue	3,522,124	588,611	-
Other Liabilities	150,073	-	-
Total Liabilities	<u>\$ 10,578,934</u>	<u>\$ 588,611</u>	<u>\$ 500,500</u>
 <b>Fund Balances</b>			
Restricted	\$ -	\$ -	\$ 32,875,349
Committed	-	10,961,381	-
Unassigned	46,895,889	-	-
Total fund balances	<u>\$ 46,895,889</u>	<u>\$ 10,961,381</u>	<u>\$ 32,875,349</u>
Total liabilities and fund balances	<u>\$ 57,474,823</u>	<u>\$ 11,549,992</u>	<u>\$ 33,375,849</u>



**Nueces County, Texas  
Balance Sheet  
Governmental Funds  
January 31, 2019**

Airport Fund	Coastal Parks Fund	Non-Major Funds	Total Governmenta Funds
\$ 159,128	\$ 927,856	\$ 22,431,989	\$ 92,755,471
-	345,071	8,476,049	33,688,501
(7,394)	-	11,030,849	16,276,516
-	-	-	1,694
-	1,796	35,000	2,921,152
(258)	-	(1,685)	64,117
7,740	17,647	0	117,003
\$ 159,216	\$ 1,292,370	\$ 41,972,202	\$ 145,824,453
\$ 1,534	\$ 39,961	\$ 16,127,902	\$ 22,099,579
-	-	-	-
-	48,018	306,075	1,831,148
1,082	-	10,025,885	14,137,702
-	-	427,100	577,174
\$ 2,615	\$ 87,979	\$ 26,886,962	\$ 38,645,602
\$ -	\$ -	\$ -	\$ 32,875,349
-	-	-	10,961,381
156,601	1,204,391	15,085,239	63,342,120
\$ 156,601	\$ 1,204,391	\$ 15,085,239	\$ 107,178,851
\$ 159,216	\$ 1,292,370	\$ 41,972,202	\$ 145,824,453

**Nueces County, Texas**  
**Statement of Revenues, Expenditures and Changes in Fund Balances**  
**Governmental Funds**  
**January 31, 2019**

	<u>General Fund</u>	<u>Debt Service Fund</u>	<u>Capital Projects Fund</u>
<b>Revenues</b>			
Taxes	\$ 50,318,539	\$ 8,411,207	\$ -
Fees of Office	1,172,050	-	-
Fines & Forfeitures	419,647	-	-
Licenses & Permits	28,753	-	-
Motor Vehicle Services	295,021	-	-
Intergovernmental Revenues	1,195,871	-	3,000,000
Housing Inmates & Juveniles	25,509	-	-
Charges for Services	183,869	-	-
Interest & Investment Income	286,878	44,881	292,200
Rentals & commissions	20,774	-	-
Refunds & Reimbursements	32,067	-	-
Commodity Sales	-	-	-
Sale of Printed Materials	2,587	-	-
Other Income	35,447	-	-
Force Revenue (In-Kind)	-	-	-
Total Revenues	<u>\$ 54,017,011</u>	<u>\$ 8,456,088</u>	<u>\$ 3,292,200</u>
<b>Expenditures</b>			
Salaries	\$ 12,936,191	\$ -	\$ -
Salaries - Seasonal	-	-	-
Employee Benefits	5,783,565	-	-
Other Personnel Expenses	101,545	-	-
Office Expense & Supplies	397,350	-	92,003
Food & Kitchen Supplies	457,948	-	-
Telephone & Utilities	617,394	-	-
Maint & Repair - Equipment & Vehicles	294,847	-	-
Maint & Repair - Buildings & Grounds	491,712	-	100,880
Maint & Repair - Roads & Bridges	-	-	-
Professional Services	281,619	-	300,751
Special Personnel Services	1,085,279	-	-
Other Services & Charges	909,469	-	2,999,770
Other Expenses	134,909	61,558	-
Travel Expenses	66,918	-	3,071
Capital Outlay	204,841	-	-
Other Financing Uses	-	8,037,621	-
Agency Ledger Expenses	-	-	-
Total Expenditures	<u>\$ 23,763,588</u>	<u>\$ 8,099,178</u>	<u>\$ 3,496,475</u>
<b>Other Financing Sources (Uses)</b>			
Transfers - In	\$ -	\$ 630,000	\$ 200,000
Transfers - Out	(2,338,920)	-	(1,000,000)
Bond Proceeds	-	8,125,000	-
Premium and Sale of Bonds	-	(17,397)	-
Sales of Assets	-	-	-
Total Other Financing Sources (Uses)	<u>(2,338,920)</u>	<u>8,737,603</u>	<u>(800,000)</u>
Net Change in Fund Balances	<u>27,914,503</u>	<u>9,094,513</u>	<u>(1,004,276)</u>
Fund Balance Beginning 10/01/2018	18,981,385	1,866,868	33,879,625
Fund Balance Ending 1/31/2019	<u>\$ 46,895,889</u>	<u>\$ 10,961,381</u>	<u>\$ 32,875,349</u>

**Nueces County, Texas**  
**Statement of Revenues, Expenditures and Changes in Fund Balances**  
**Governmental Funds**  
**January 31, 2019**

Airport Fund	Coastal Parks Fund	Non-Major Funds	Total Governmental Funds
\$ -	\$ -	\$ 781,780	\$ 59,511,526
-	-	287,232	1,459,282
-	-	31,199	450,846
-	-	4,278	33,030
-	-	952,249	1,247,270
-	-	1,119,525	5,315,396
-	-	9,776,656	9,802,165
-	-	155,548	339,417
1,182	8,362	198,394	831,896
26,689	256,198	8,408	312,068
-	75	3,229	35,371
1,102	3,639	(0)	4,742
-	-	-	2,587
(0)	1	640,451	675,899
-	-	6,102	6,102
<u>\$ 28,973</u>	<u>\$ 268,275</u>	<u>\$ 13,965,051</u>	<u>\$ 80,027,598</u>
\$ 12,678	\$ 191,511	\$ 1,922,626	\$ 15,063,006
-	-	-	-
6,525	92,547	940,175	6,822,811
-	-	78,436	179,981
489	3,815	23,729	517,387
-	-	13,637	471,585
2,450	64,048	98,066	781,958
-	12,893	358,407	666,148
-	-	-	1,059,010
12,028	49,353	405,037	809,248
-	-	809,248	1,146,316
200	14,500	549,245	1,085,279
-	-	-	14,058,738
147	3,320	10,146,032	677,873
399	2,005	479,003	83,077
206	455	12,428	678,780
-	-	473,939	8,037,621
-	-	-	-
<u>\$ 35,120</u>	<u>\$ 434,447</u>	<u>\$ 16,310,009</u>	<u>\$ 52,138,818</u>
\$ 19,970	\$ 500,000	\$ 2,676,595	\$ 4,026,565
-	-	(687,645)	(4,026,565)
-	-	-	8,125,000
-	-	-	(17,397)
-	-	-	-
<u>19,970</u>	<u>500,000</u>	<u>1,988,950</u>	<u>8,107,603</u>
<u>13,823</u>	<u>333,828</u>	<u>(356,008)</u>	<u>35,996,384</u>
<u>142,778</u>	<u>870,563</u>	<u>15,441,247</u>	<u>71,182,467</u>
<u>\$ 156,601</u>	<u>\$ 1,204,391</u>	<u>\$ 15,085,239</u>	<u>\$ 107,178,851</u>



**Nueces County, Texas  
Statement of Net Position  
Internal Service Fund  
January 31, 2019**

	<u>Workers Compensatio</u>	<u>General Liability</u>	<u>Group Health</u>	<u>Total Internal Service Fund</u>
<b>Assets</b>				
Cash & Cash Equivalents	\$ 224,364	\$ 1,148,244	\$ 3,187,988	\$ 4,560,596
Investments	-	490,798	-	490,798
Accounts Receivable	-	-	8,679	8,679
Due From Other Funds	-	-	-	-
	<u>224,364</u>	<u>1,639,042</u>	<u>3,196,667</u>	<u>5,060,073</u>
Total Assets	\$ 224,364	\$ 1,639,042	\$ 3,196,667	\$ 5,060,073
 <b>Liabilities and Net Position</b>				
<b>Liabilities</b>				
Accounts Payable	-	\$ 280	\$ 891,317	\$ 891,597
Due to Other Funds	-	-	1,000,066	1,000,066
Estimated Claims	-	975,603	-	975,603
	<u>-</u>	<u>975,883</u>	<u>1,891,382</u>	<u>2,867,265</u>
Total Liabilities	-	\$ 975,883	\$ 1,891,382	\$ 2,867,265
 <b>Net Position</b>				
Unassigned	<u>224,364</u>	<u>663,159</u>	<u>1,305,285</u>	<u>2,192,808</u>
Total Net Position	<u>224,364</u>	<u>663,159</u>	<u>1,305,285</u>	<u>2,192,808</u>
Total liabilities and fund balances	<u>\$ 224,364</u>	<u>\$ 1,639,042</u>	<u>\$ 3,196,667</u>	<u>\$ 5,060,073</u>

**Nueces County, Texas**  
**Statement of Revenue, Expenditures and Changes in Net Position**  
**Internal Service Fund**  
**January 31, 2019**

	<u>Workers Compensation</u>	<u>General Liability</u>	<u>Group Health</u>	<u>Total Internal Service Fund</u>
<b>Revenues</b>				
Charges for Services	\$ -	\$ -	\$ 3,861,648	\$ 3,861,648
Interest & Investment Income	3,188	8,272	26,919	38,379
Refunds & Reimbursements	-	-	989	989
Other Income	-	-	55,899	55,899
Total Revenues	<u>\$ 3,188</u>	<u>\$ 8,272</u>	<u>\$ 3,945,455</u>	<u>\$ 3,956,915</u>
<b>Expenditures</b>				
Professional Services	\$ -	\$ -	\$ 3,250,157	\$ 3,250,157
Other Services & Charges	89,544	14,056	175,259	278,860
Capital Outlay	-	-	-	-
Insurance Admin Costs	-	-	186,805	186,805
Total Expenditures	<u>\$ 89,544</u>	<u>\$ 14,056</u>	<u>\$ 3,612,222</u>	<u>\$ 3,715,822</u>
<b>Other Financing Sources (Uses)</b>				
Transfers-In	\$ -	\$ -	\$ -	\$ -
Transfers-Out	-	-	-	-
Total Other Financing Sources (Uses)	<u>\$ -</u>	<u>\$ -</u>	<u>\$ -</u>	<u>\$ -</u>
Change in Net Position	\$ (86,356)	\$ (5,784)	\$ 333,233	\$ 241,093
Net Position Beginning 10/01/2018	<u>310,720</u>	<u>668,943</u>	<u>972,052</u>	<u>1,951,715</u>
Net Position Ending 1/31/2019	<u><u>\$ 224,364</u></u>	<u><u>\$ 663,159</u></u>	<u><u>\$ 1,305,285</u></u>	<u><u>\$ 2,192,808</u></u>

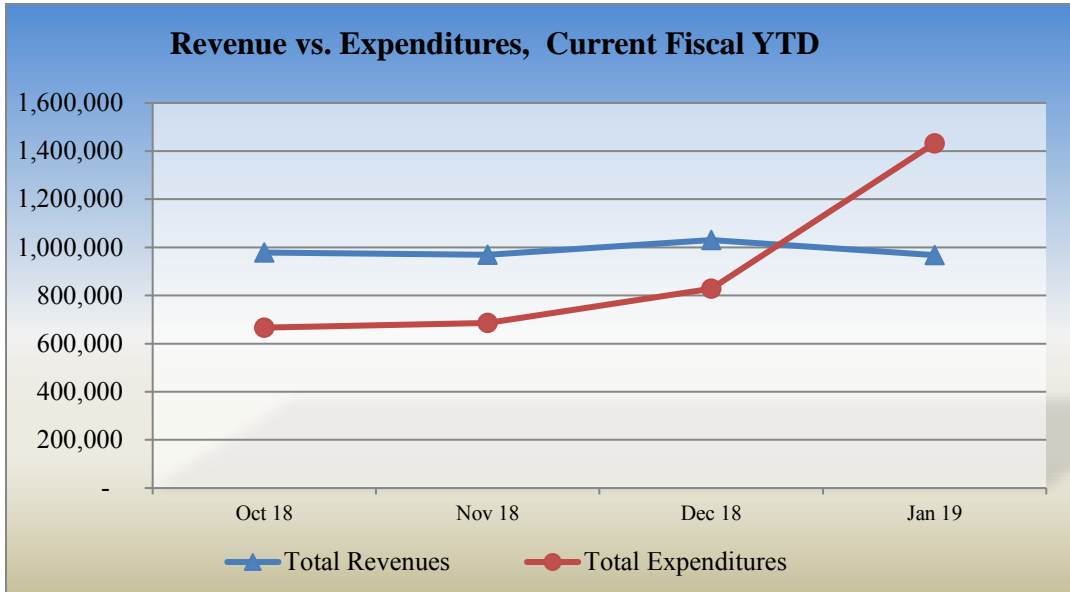
**Nueces County, Texas**  
**Comparison of Current Year to Prior Year Revenues**  
**January 2018 vs. January 2019**  
**Group Health**

	2018 - 2019 Current Year-to-Date Actual	2017 - 2018 Prior Year-to-Date Actual	Increase (Decrease)	Current to Prior Year Percent Change
Charges for Services	\$ 3,861,648	\$ 3,848,217	\$ 13,431	0%
Interest & Investment Income	26,919	5,910	21,008	355%
Other Income	55,899	45,450	10,449	23%
Refunds & Reimbursements	989	548	441	80%
Total Revenues	<u>\$ 3,945,455</u>	<u>\$ 3,900,125</u>	<u>\$ 45,329</u>	1%

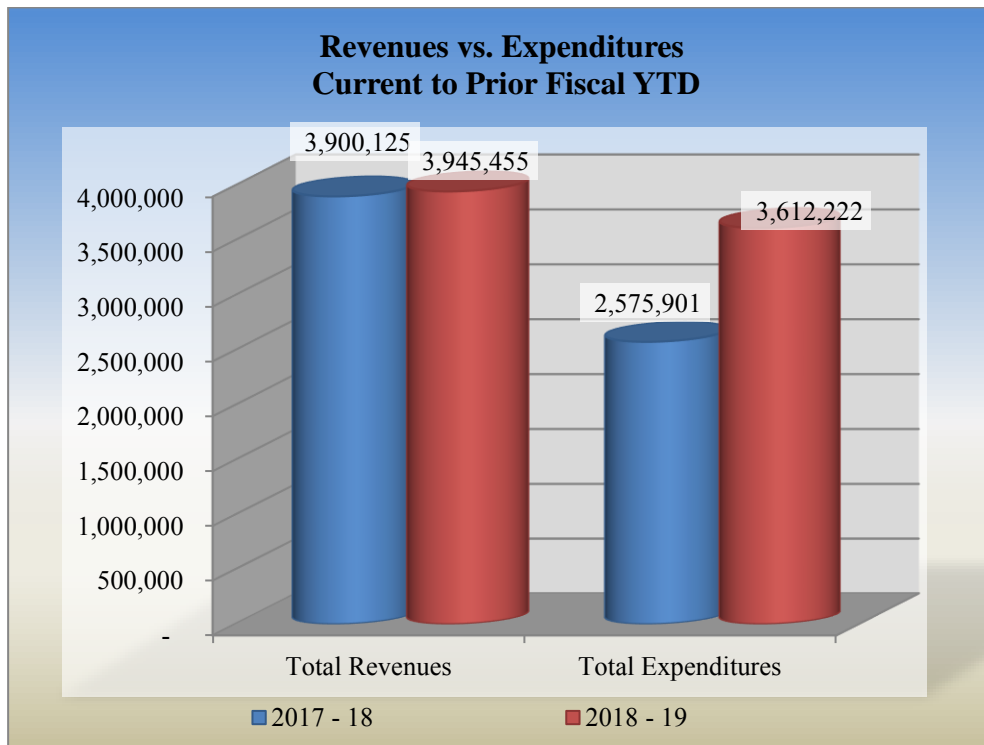
**Nueces County, Texas**  
**Comparison of Current Year to Prior Year Expenses**  
**January 2018 vs. January 2019**  
**Group Health**

	2018 - 2019 Current Year-to-Date Actual	2017 - 2018 Prior Year-to-Date Actual	Increase (Decrease)	Current to Prior Year Percent Change
Insurance Fund Costs	\$ 186,805	\$ 277,313	\$ (90,507)	-33%
Other Services and Charges	175,259	192,674	(17,415)	-9%
Professional Services	3,250,157	2,105,915	1,144,242	54%
Total Expenditures	<u>\$ 3,612,222</u>	<u>\$ 2,575,901</u>	<u>\$ 1,036,321</u>	40%
Net Income / (Loss)	<u>\$ 333,233</u>	<u>\$ 1,324,224</u>	<u>\$ (990,991)</u>	<u>-75%</u>

**Nueces County, Texas**  
**Monthly and Year to Prior Year**  
**Comparison Charts**  
**Group Health Fund**  
**2018 - 2019 Individual Month Comparison**



Fiscal Period	Oct 18	Nov 18	Dec 18	Jan 19
Revenues	978,520	968,850	1,030,355	967,730
Expenditures	666,530	685,485	827,829	1,432,377





**BUDGET STATUS**  
**REVENUE**  
(Unaudited)

**Nueces County, Texas**  
**Statement of Revenues Budget to Actual**  
**General Fund**  
**January 31, 2019**

	Original FY 2018/19 Budget	Adjusted FY 2018/19 Budget	Year to Date Activity	Remaining Balance	Percent of Budget Collected
<b>Taxes</b>					
Current Property Taxes	\$ 73,053,852	\$ 73,053,852	\$ 49,727,020	\$ 23,326,832	68.1%
Delinquent Property Taxes	1,410,000	1,410,000	473,595	936,405	33.6%
Penalties & Interest	715,000	715,000	109,134	605,866	15.3%
Other Taxes	443,000	443,000	8,790	434,210	2.0%
Fees of Office	3,970,100	3,970,100	1,172,050	2,798,050	29.5%
Fines and Forfeitures	1,370,000	1,370,000	419,647	950,353	30.6%
Licenses and Permits	120,000	120,000	28,753	91,247	24.0%
Motor Vehicle Services	4,100,000	4,100,000	295,021	3,804,979	7.2%
Intergovernmental Revenue	5,237,216	5,237,216	1,195,871	4,041,345	22.8%
Housing Inmates	425,000	425,000	25,509	399,491	6.0%
Charges for Services	500,000	500,000	183,869	316,131	36.8%
Investment Income	500,000	500,000	286,878	213,122	57.4%
Rental & Commissions	725,000	725,000	20,774	704,226	2.9%
Refunds & Reimbursements	155,000	155,000	32,067	122,933	20.7%
Sale of Printed Materials	12,000	12,000	2,587	9,413	21.6%
Other Income	119,500	119,500	35,447	84,053	29.7%
Transfers In	1,340,626	1,340,626	-	1,340,626	0.0%
<b>Total General Fund Revenues</b>	<b>\$ 94,196,294</b>	<b>\$ 94,196,294</b>	<b>\$ 54,017,011</b>	<b>\$ 40,179,283</b>	<b>57.3%</b>

**Comparison of Current Year to Prior Year Revenues**  
**General Fund**  
**January 2018 vs January 2019**

	2018-2019 Fiscal Year to Date Actual	2017-2018 Prior Year to Date Actual	Increase (Decrease)	Current to Prior Year Percentage Change
<b>Taxes</b>				
Current Property Taxes	\$ 49,727,020	\$ 45,503,418	\$ 4,223,602	9.3%
Delinquent Property Taxes	473,595	999,280	(525,684)	-52.6%
Penalties & Interest	109,134	145,773	(36,639)	-25.1%
Other Taxes	8,790	34,628	(25,838)	-74.6%
Fees of Office	1,172,050	1,121,604	50,446	4.5%
Fines and Forfeitures	419,647	347,975	71,672	20.6%
Licenses and Permits	28,753	78,312	(49,559)	-63.3%
Motor Vehicle Services	295,021	371,822	(76,801)	-20.7%
Intergovernmental Revenue	1,195,871	1,165,598	30,272	2.6%
Housing Inmates	25,509	170,563	(145,054)	-85.0%
Charges for Services	183,869	190,822	(6,953)	-3.6%
Investment Income	286,878	108,876	178,002	163.5%
Rental & Commissions	19,314	15,791	3,523	22.3%
Refunds & Reimbursements	32,067	1,531,249	(1,499,183)	-97.9%
Sale of Printed Materials	2,587	4,999	(2,412)	-48.2%
Other Income	35,447	13,823	21,624	156.4%
<b>Total General Fund Revenues</b>	<b>\$ 54,015,551</b>	<b>\$ 51,804,533</b>	<b>\$ 2,211,018</b>	<b>4.3%</b>

**Nueces County, Texas**  
**Statement of Revenues Budget to Actual**  
**Road and Bridge Fund**  
**January 31, 2019**

<b>Road &amp; Bridge</b>	Original FY 2018 / 19 Budget	Adjusted FY 2018 / 19 Budget	Year to Date Activity	Remaining Balance	Percent of Budget Collected
<b>Taxes</b>					
Current Property Taxes	\$ 1,095,732	\$ 1,095,732	\$ 749,638	\$ 346,094	68%
Delinquent Property Taxes	23,000	23,000	25,980	(2,980)	113.0%
Penalties & Interest	11,000	11,000	6,162	4,838	56.0%
Other Taxes	600	600	-	600	0.0%
Licenses and Permits	7,000	7,000	-	7,000	0.0%
Motor Vehicle Services	3,260,000	3,260,000	952,249	2,307,751	29.2%
Intergovernmental Revenue	180,000	180,000	108,805	71,195	60.4%
Investment Income	18,500	18,500	13,610	4,890	73.6%
Refunds & Reimbursements	2,500	2,500	1,111	1,389	44.4%
Transfers In	2,576,000	2,576,000	506,862	2,069,138	19.7%
<b>Subtotal Road &amp; Bridge Revenues</b>	<b>\$ 7,174,332</b>	<b>\$ 7,174,332</b>	<b>\$ 2,364,417</b>	<b>\$ 4,809,915</b>	<b>33.0%</b>
<b>Engineering</b>					
Transfers In	\$ 628,000	\$ 628,000	\$ -	\$ 628,000	0.0%
<b>Subtotal Engineering</b>	<b>\$ 628,000</b>	<b>\$ 628,000</b>	<b>\$ -</b>	<b>\$ 628,000</b>	<b>0.0%</b>
<b>Road Right of Way</b>					
Investment Income	\$ -	\$ -	\$ 286	\$ (286)	0.0%
<b>Subtotal Road Right of Way</b>	<b>\$ -</b>	<b>\$ -</b>	<b>\$ 286</b>	<b>\$ (286)</b>	
<b>Total Road &amp; Bridge Revenues</b>	<b>\$ 7,802,332</b>	<b>\$ 7,802,332</b>	<b>\$ 2,364,703</b>	<b>\$ 5,437,629</b>	<b>30.3%</b>

**Comparison of Current Year to Prior Year Revenues**  
**Road and Bridge Fund**  
**January 2018 vs January 2019**

<b>Road &amp; Bridge</b>	2018 - 19 Fiscal Year to Date Actual	2017 - 18 Prior Year to Date Actual	Increase (Decrease)	Current to Prior Year Percentage Change
<b>Taxes</b>				
Current Property Taxes	\$ 749,638	\$ 678,626	\$ 71,012	10.5%
Delinquent Property Taxes	25,980	15,112	10,868	71.9%
Penalties & Interest	6,162	2,428	3,735	153.8%
Motor Vehicle Services	952,249	1,215,246	(262,997)	-21.6%
Intergovernmental Revenue	108,805	105,644	3,162	3.0%
Investment Income	13,896	7,321	6,575	89.8%
Refunds & Reimbursements	1,111	2,145	(1,034)	-48.2%
Other Income	-	124	(124)	-100.0%
Transfers In	506,862	802,867	(296,005)	-36.9%
<b>Total Road &amp; Bridge Revenues</b>	<b>\$ 2,364,703</b>	<b>\$ 2,829,841</b>	<b>\$ (465,137)</b>	<b>-16.4%</b>

**Nueces County, Texas**  
**Statement of Revenues Budget to Actual**  
**Inland and Coastal Parks**  
**January 31, 2019**

	Original FY 2018 / 19 Budget	Adjusted FY 2018 / 19 Budget	Year to Date Activity	Remaining Balance	Percent of Budget Collected
<b><u>Inland Parks</u></b>					
Investment Income	\$ 2,000	\$ 2,000	\$ 1,761	\$ 239	88.1%
Refunds & Reimbursements	-	-	527	(527)	0.0%
Operating Transfers-In	<u>1,667,216</u>	<u>1,667,216</u>	<u>821,108</u>	<u>846,108</u>	49.3%
<b>Total - Inland Parks</b>	<b>\$ <u>1,669,216</u></b>	<b>\$ <u>1,669,216</u></b>	<b>\$ <u>823,396</u></b>	<b>\$ <u>845,820</u></b>	<b>49.3%</b>
<b><u>Coastal Parks</u></b>					
Intergovernmental Revenues	\$ 110,000	\$ 110,000	\$ -	\$ 110,000	0.0%
Investment Income	9,000	9,000	8,362	638	92.9%
Rentals & Commissions	480,000	480,000	36,201	443,799	7.5%
Padre Balli Park	185,000	185,000	107,241	77,759	58.0%
I.B. Magee Park	285,000	285,000	19,992	265,008	7.0%
Refunds & Reimbursements	500	500	75	425	15.0%
Padre Balli-Commodity Sales	6,250	6,250	102	6,148	1.6%
Other Income	500	500	(25)	525	-5.0%
Operating Transfers-In	<u>1,117,000</u>	<u>1,117,000</u>	<u>500,000</u>	<u>617,000</u>	44.8%
<b>Subtotal - Coastal Parks</b>	<b>\$ <u>2,193,250</u></b>	<b>\$ <u>2,193,250</u></b>	<b>\$ <u>671,947</u></b>	<b>\$ <u>1,521,303</u></b>	<b>30.6%</b>
<b><u>Beach Improvements</u></b>					
Rentals & Commissions	\$ 135,000	\$ 135,000	\$ -	\$ 135,000	0.0%
Padre Balli Park	-	-	20,203	(20,203)	0.0%
I.B. McGee Park	-	-	8,364	(8,364)	0.0%
<b>Subtotal - Beach Improvements</b>	<b>\$ <u>135,000</u></b>	<b>\$ <u>135,000</u></b>	<b>\$ <u>28,567</u></b>	<b>\$ <u>106,433</u></b>	<b>21.2%</b>
<b><u>Pier Fund</u></b>					
Rentals & Commissions	\$ 10,000	\$ 10,000	\$ 1,383	\$ 8,617	13.8%
Padre Balli Park	260,000	260,000	62,815	197,185	24.2%
Refunds & Reimbursements	7,500	7,500	-	7,500	0.0%
Padre Balli - Commodity Sales	32,000	32,000	3,537	28,463	11.1%
Other Income	-	-	26	(26)	0.0%
<b>Subtotal - Pier Fund</b>	<b>\$ <u>309,500</u></b>	<b>\$ <u>309,500</u></b>	<b>\$ <u>67,761</u></b>	<b>\$ <u>241,739</u></b>	<b>21.9%</b>
<b>Total Coastal Parks</b>	<b>\$ <u><u>2,637,750</u></u></b>	<b>\$ <u><u>2,637,750</u></u></b>	<b>\$ <u><u>768,275</u></u></b>	<b>\$ <u><u>1,869,475</u></u></b>	<b>29%</b>

**Nueces County, Texas**  
**Comparison of Current Year to Prior Year Revenues**  
**Inland and Coastal Parks**  
**January 2018 vs January 2019**

	2018 - 19 Fiscal Year to Date <u>Actual</u>	2017 - 18 Prior Year to Date <u>Actual</u>	Increase  (Decrease)	Current to Prior Year Percentage  Change
<b><u>Inland Parks</u></b>				
Investment Income	\$ 1,761	\$ 1,108	\$ 654	59%
Operating Transfers-In	821,108	406,030	415,078	102%
Refunds & Reimbursements	<u>527</u>	<u>147</u>	<u>381</u>	260%
<b>Total - Inland Parks</b>	<b><u>\$ 823,396</u></b>	<b><u>\$ 407,284</u></b>	<b><u>\$ 416,112</u></b>	102%
<b><u>Coastal Parks</u></b>				
Investment Income	\$ 8,362	\$ 1,955	\$ 6,407	328%
Rentals & Commissions	36,201	600	35,601	5933%
Padre Balli Park	107,241	94,306	12,935	14%
I.B. Magee Park	19,992	16,443	3,548	22%
Refunds & Reimbursements	75	315	(240)	-76%
Padre Balli-Commodity Sales	102	123	(21)	-17%
Sale of Assets	-	2,735	(2,735)	-100%
Operating Transfers-In	<u>500,000</u>	<u>1,200,000</u>	<u>(700,000)</u>	-58%
<b>Subtotal - Coastal Parks</b>	<b><u>\$ 671,947</u></b>	<b><u>\$ 1,316,488</u></b>	<b><u>\$ (644,541)</u></b>	-49%
<b><u>Beach Improvements</u></b>				
Rentals & Commissions	\$ -	\$ 22,463	\$ (22,463)	-100%
Padre Balli Park	20,203	-	20,203	0%
I.B. McGee Park	<u>8,364</u>	<u>-</u>	<u>8,364</u>	0%
<b>Subtotal - Beach Improvements</b>	<b><u>\$ 28,567</u></b>	<b><u>\$ 22,463</u></b>	<b><u>\$ 6,105</u></b>	27%
<b><u>Pier Fund</u></b>				
Rentals & Commissions	\$ 1,383	\$ 2,028	\$ (645)	-32%
Padre Balli Park	62,815	81,562	(18,747)	-23%
Padre Balli - Commodity Sales	3,537	5,805	(2,268)	-39%
Other Income	<u>26</u>	<u>434</u>	<u>(407)</u>	-94%
<b>Subtotal - Pier Fund</b>	<b><u>\$ 67,761</u></b>	<b><u>\$ 89,828</u></b>	<b><u>\$ (22,067)</u></b>	-25%
<b>Total Coastal Parks</b>	<b><u>\$ 768,275</u></b>	<b><u>\$ 1,428,778</u></b>	<b><u>\$ (660,503)</u></b>	-46%

**Nueces County, Texas**  
**Statement of Revenues Budget to Actual**  
**Airport Fund**  
**January 31, 2019**

	Original FY 2018 / 19 Budget	Adjusted FY 2018 / 19 Budget	Year to Date Activity	Remaining Balance	Percent of Budget Collected
4610 Investment Income	\$ 150	\$ 150	\$ 1,182	\$ (1,032)	788%
4711 Rent Hangar 1	1,860	1,860	775	1,085	42%
4712 Rent Hangar 2	1,860	1,860	1,860	-	100%
4713 Rent Hangar 3	1,860	1,860	310	1,550	17%
4714 Rent Hangar 4	1,860	1,860	620	1,240	33%
4715 Rent Hangar 5	1,860	1,860	465	1,395	25%
4716 Rent Hangar 6	1,860	1,860	620	1,240	33%
4717 Rent Hangar 7	1,860	1,860	680	1,180	37%
4718 Rent Hangar 8	1,860	1,860	620	1,240	33%
4719 Rent Hangar 9	1,860	1,860	465	1,395	25%
4720 Rent Hangar 10	1,860	1,860	775	1,085	42%
4700 Rent Hangar 11	2,700	2,700	900	1,800	33%
4701 Rent Hangar 12	2,700	2,700	900	1,800	33%
4704 Rent Hangar 13	2,700	2,700	-	2,700	0%
4723 Rent Hangar 14	2,700	2,700	900	1,800	33%
4724 Rent Hangar 15	2,700	2,700	900	1,800	33%
4731 Rent Hangar 16	2,700	2,700	675	2,025	25%
4732 Rent Hangar 17	2,700	2,700	675	2,025	25%
4733 Rent Hangar 18	2,700	2,700	1,125	1,575	42%
4734 Rent Hangar 19	2,700	2,700	900	1,800	33%
4735 Rent Hangar 20	2,700	2,700	-	2,700	0%
4726 Rent Hangar Space H2	-	-	3,620	(3,620)	0%
4726 Rent Hangar Space M1	1,140	1,140	-	1,140	0%
4727 Rent Hangar Space M2	1,140	1,140	-	1,140	0%
4728 Rent Hangar Space M3	11,340	11,340	3,644	7,696	32%
4729 Rent Hangar Space M4	1,140	1,140	380	760	33%
4730 Rent Hangar Space M5	1,140	1,140	380	760	33%
4736 Rent - Williams Hangar	13,500	13,500	4,500	9,000	33%
4709 Farm Land Rent	13,950	13,950	-	13,950	0%
4710 Private Hangars (3)	3,167	3,167	-	3,167	0%
Other Service charges	300	300	-	300	0%
Commodity Sales	11,000	11,000	1,102	9,898	10%
Transfers In	79,880	79,880	19,970	59,910	25%
Overage (Shortage)	-	-	-	-	0%
<b>Total Airport</b>	<b>\$ 183,447</b>	<b>\$ 183,447</b>	<b>\$ 48,943</b>	<b>\$ 134,504</b>	<b>27%</b>

**Commodity Sales Detail**

4815 Aviation Fuel Sales - Cash	\$ -
4739 Aviation Fuel Sales - Credit Card	21,678
4816 Cost of Sales	(18,394)
4831 Credit Card Sales Charges	(2,182)
<b>Total Commodity Sales</b>	<b>\$ 1,102</b>

**BUDGET STATUS**  
**EXPENDITURES**  
(Unaudited)

**Nueces County, Texas**  
**Statement of Expenditures Budget to Actual**  
**General Fund**  
**January 31, 2019**

	Original FY 2018 / 19 Budget	Adjusted FY 2018 / 19 Budget	Year to Date Activity	Available Balance	Percent of Budget Available
<b>General Government</b>					
<b>1010 County Commissioner Prec 1</b>					
Salaries	\$ 118,341	\$ 118,341	\$ 39,343	\$ 78,998	66.8%
Employee Benefits	33,620	33,620	10,494	23,126	68.8%
Other Personnel Expense	9,540	9,540	3,212	6,328	66.3%
Office Expense & Supplies	1,750	1,750	8	1,742	99.5%
Telephone & Utilities	550	550	-	550	100.0%
Maintenance & Repair	150	150	-	150	100.0%
Professional Services	2,700	2,700	-	2,700	100.0%
Other Services & Charges	550	550	-	550	100.0%
Travel	1,121	1,121	-	1,121	100.0%
Total	<u>\$ 168,322</u>	<u>\$ 168,322</u>	<u>\$ 53,057</u>	<u>\$ 115,265</u>	68.5%
<b>1020 County Commissioner Prec 2</b>					
Salaries	\$ 126,384	\$ 126,384	\$ 40,967	\$ 85,417	67.6%
Other Salary & Supplements	1,080	1,080	332	748	69.2%
Employee Benefits	35,531	35,531	11,850	23,681	66.6%
Other Personnel Expense	9,540	9,540	3,115	6,425	67.3%
Office Expense & Supplies	2,250	2,250	520	1,730	76.9%
Telephone & Utilities	550	550	-	550	100.0%
Maintenance & Repair	-	-	-	-	0.0%
Professional Services	1,200	1,200	225	975	81.3%
Other Services & Charges	-	-	-	-	0.0%
Travel	2,768	2,768	1,602	1,166	42.1%
Total	<u>\$ 179,303</u>	<u>\$ 179,303</u>	<u>\$ 58,612</u>	<u>\$ 120,691</u>	67.3%
<b>1030 County Commissioner Prec 3</b>					
Salaries	\$ 122,479	\$ 122,479	\$ 39,665	\$ 82,814	67.6%
Other Salary & Supplements	1,800	1,800	554	1,246	69.2%
Employee Benefits	46,923	46,923	16,761	30,162	64.3%
Other Personnel Expense	9,540	9,540	3,115	6,425	67.3%
Office Expense & Supplies	2,051	2,051	380	1,671	81.5%
Telephone & Utilities	550	550	-	550	100.0%
Maintenance & Repair	300	300	-	300	100.0%
Professional Services	1,400	1,400	425	975	69.6%
Other Services & Charges	600	600	-	600	100.0%
Other Expenses	-	-	-	-	0.0%
Travel	3,100	3,100	984	2,116	68.2%
Total	<u>\$ 188,743</u>	<u>\$ 188,743</u>	<u>\$ 61,886</u>	<u>\$ 126,857</u>	67.2%



	Original FY 2018 / 19 Budget	Adjusted FY 2018 / 19 Budget	Year to Date Activity	Available Balance	Percent of Budget Available
<b>1040 County Commissioner Prec 4</b>					
Salaries	\$ 118,341	\$ 118,341	\$ 37,274	\$ 81,067	<b>68.5%</b>
Employee Benefits	33,620	33,620	8,118	25,502	75.9%
Other Personnel Expense	9,540	9,540	3,115	6,425	<b>67.3%</b>
Office Expense & Supplies	1,268	1,268	45	1,223	96.5%
Telephone & Utilities	550	550	-	550	100.0%
Maintenance & Repair	150	150	-	150	100.0%
Professional Services	700	700	-	700	100.0%
Travel	2,100	2,100	870	1,230	<b>58.6%</b>
Total	\$ 166,269	\$ 166,269	\$ 49,423	\$ 116,846	70.3%
<b>1120 County Judge</b>					
Salaries	\$ 215,119	\$ 215,119	\$ 74,615	\$ 140,504	<b>65.3%</b>
Salaries Overtime	-	700	352	348	<b>49.7%</b>
Other Salary & Supplements	15,660	17,613	5,203	12,410	70.5%
Employee Benefits	62,045	62,045	19,080	42,965	<b>69.2%</b>
Other Personnel Expense	9,540	9,540	3,115	6,425	<b>67.3%</b>
Office Expense & Supplies	2,675	2,615	578	2,037	77.9%
Telephone & Utilities	1,000	1,000	-	1,000	100.0%
Maintenance & Repair	177	237	29	208	87.7%
Professional Services	1,500	1,500	395	1,105	73.7%
Other Services & Charges	500	500	326	174	<b>34.8%</b>
Travel	3,850	3,850	882	2,968	77.1%
Total	\$ 312,066	\$ 314,719	\$ 104,574	\$ 210,145	<b>66.8%</b>
<b>1121 CCMGT Support</b>					
Salaries	\$ 337,568	\$ 337,568	\$ 94,806	\$ 242,762	71.9%
Other Salary & Supplements	2,820	2,820	868	1,952	<b>69.2%</b>
Employee Benefits	99,671	99,671	31,914	67,757	<b>68.0%</b>
Other Personnel Expense	4,320	4,320	1,080	3,240	75.0%
Office Expense & Supplies	2,300	2,300	726	1,574	<b>68.4%</b>
Telephone & Utilities	1,300	1,300	-	1,300	100.0%
Professional Services	1,985	1,985	193	1,792	90.3%
Other Services & Charges	400	400	-	400	100.0%
Other Expenses	6,800	6,800	2,370	4,430	<b>65.1%</b>
Travel	2,997	2,997	-	2,997	100.0%
Total	\$ 460,161	\$ 460,161	\$ 131,958	\$ 328,204	71.3%

	Original FY 2018 / 19 Budget	Adjusted FY 2018 / 19 Budget	Year to Date Activity	Available Balance	Percent of Budget Available
<b>1122 Grants Administration</b>					
Salaries	\$ 165,231	\$ 165,231	\$ 44,267	\$ 120,964	73.2%
Salaries Overtime	-	196	196	0	0.1%
Other Salary & Supplements	1,980	1,980	471	1,509	76.2%
Employee Benefits	71,420	71,420	21,265	50,155	70.2%
Other Personnel Expense	6,480	6,480	1,994	4,486	69.2%
Office Expense & Supplies	3,155	3,155	1,272	1,883	59.7%
Telephone & Utilities	1,300	1,300	-	1,300	100.0%
Maintenance & Repair	220	220	-	220	100.0%
Professional Services	4,971	4,971	-	4,971	100.0%
Other Services & Charges	2,000	2,000	-	2,000	100.0%
Other Expenses	1,400	1,400	500	900	64.3%
Travel	2,200	2,004	80	1,924	96.0%
Total	\$ 260,357	\$ 260,357	\$ 70,044	\$ 190,313	73.1%
<b>1125 Risk Management</b>					
Salaries	\$ 112,657	\$ 112,657	\$ 33,907	\$ 78,750	69.9%
Employee Benefits	36,826	36,826	11,932	24,894	67.6%
Other Personnel Expense	5,760	5,760	1,772	3,988	69.2%
Office Expense & Supplies	10,200	10,200	1,376	8,824	86.5%
Telephone & Utilities	1,800	1,800	-	1,800	100.0%
Maintenance & Repair	200	200	-	200	100.0%
Professional Services	15,560	15,560	6,385	9,175	59.0%
Other Services & Charges	1,800	1,800	450	1,350	75.0%
Other Expenses	2,500	2,500	626	1,874	75.0%
Travel	3,000	3,000	899	2,101	70.0%
Total	\$ 190,303	\$ 190,303	\$ 57,347	\$ 132,956	69.9%

	Original FY 2018 / 19 Budget	Adjusted FY 2018 / 19 Budget	Year to Date Activity	Available Balance	Percent of Budget Available
<b>1130 County Attorney</b>					
Salaries	\$ 1,078,463	\$ 1,078,463	\$ 316,168	\$ 762,295	70.7%
Other Salary & Supplements	29,444	29,444	9,235	20,209	68.6%
Employee Benefits	378,138	378,138	119,928	258,210	68.3%
Other Personnel Expense	25,500	25,500	7,780	17,720	69.5%
Office Expense & Supplies	28,800	27,755	5,395	22,360	80.6%
Telephone & Utilities	2,000	2,000	-	2,000	100.0%
Maintenance & Repair	800	800	-	800	100.0%
Professional Services	24,795	25,840	5,971	19,869	76.9%
Other Services & Charges	4,500	4,500	1,466	3,034	67.4%
Other Expenses	10,600	10,600	3,955	6,645	62.7%
Travel	3,600	3,600	908	2,692	74.8%
Total	\$ 1,586,640	\$ 1,586,640	\$ 470,806	\$ 1,115,834	70.3%
<b>1160 County Clerk</b>					
Salaries	\$ 474,121	\$ 474,121	\$ 137,228	\$ 336,893	71.1%
Salaries Overtime	3,000	3,000	2,637	363	12.1%
Other Salary & Supplements	6,360	6,360	789	5,571	87.6%
Employee Benefits	212,156	212,156	69,747	142,409	67.1%
Other Personnel Expense	8,604	8,604	2,766	5,838	67.8%
Office Expense & Supplies	22,402	22,402	6,101	16,301	72.8%
Telephone & Utilities	2,050	2,050	-	2,050	100.0%
Maintenance & Repair	750	750	-	750	100.0%
Professional Services	2,700	2,700	1,200	1,500	55.6%
Other Services & Charges	1,700	1,700	-	1,700	100.0%
Other Expenses	13,090	13,090	4,128	8,962	68.5%
Travel	4,000	4,000	1,163	2,837	70.9%
Total	\$ 750,933	\$ 750,933	\$ 225,759	\$ 525,174	69.9%

	Original FY 2018 / 19 Budget	Adjusted FY 2018 / 19 Budget	Year to Date Activity	Available Balance	Percent of Budget Available
<b>1170 County Clerk Treasury</b>					
Salaries	\$ 188,037	\$ 188,037	\$ 47,068	\$ 140,969	75.0%
Salaries Overtime	6,000	6,000	1,207	4,793	79.9%
Other Salary & Supplements	1,920	1,920	591	1,329	<b>69.2%</b>
Employee Benefits	75,493	75,493	23,396	52,097	<b>69.0%</b>
Other Personnel Expense	1,080	1,080	332	748	<b>69.2%</b>
Office Expense & Supplies	28,926	28,926	4,737	24,189	83.6%
Telephone & Utilities	600	600	-	600	100.0%
Maintenance & Repair	2,800	2,800	1,812	988	<b>35.3%</b>
Professional Services	1,400	1,400	9	1,391	99.3%
Other Services & Charges	37,430	37,430	4,659	32,772	87.6%
Other Expenses	4,700	4,700	1,860	2,840	<b>60.4%</b>
Travel	1,800	1,800	-	1,800	100.0%
Total	\$ 350,186	\$ 350,186	\$ 85,670	\$ 264,516	75.5%
<b>1180 County Clerk Collections</b>					
Salaries	\$ 175,181	\$ 175,181	\$ 44,191	\$ 130,990	74.8%
Salaries Overtime	6,000	6,000	453	5,547	92.5%
Other Salary & Supplements	1,140	1,140	351	789	<b>69.2%</b>
Employee Benefits	77,097	77,097	24,649	52,448	<b>68.0%</b>
Office Expense & Supplies	11,200	11,200	1,521	9,679	86.4%
Maintenance & Repair	6,500	6,500	298	6,202	95.4%
Professional Services	16,464	16,464	121	16,343	99.3%
Other Services & Charges	705	705	-	705	100.0%
Other Expenses	4,800	4,800	1,954	2,846	<b>59.3%</b>
Travel	1,000	1,000	-	1,000	100.0%
Total	\$ 300,087	\$ 300,087	\$ 73,537	\$ 226,550	75.5%

	Original FY 2018 / 19 Budget	Adjusted FY 2018 / 19 Budget	Year to Date Activity	Available Balance	Percent of Budget Available
<b>1190 County Clerk Elections</b>					
Salaries	\$ 168,010	\$ 168,010	\$ 40,379	\$ 127,631	76.0%
Salaries Overtime	14,000	14,000	14,894	(894)	-6.4%
Other Salary & Supplements	5,602	5,602	222	5,380	96.0%
Employee Benefits	63,514	63,514	24,826	38,688	60.9%
Other Personnel Expense	3,504	3,504	155	3,349	95.6%
Office Expense & Supplies	31,103	31,103	5,764	25,339	81.5%
Food & Kitchen Expenses	750	750	170	580	77.3%
Telephone & Utilities	35,175	35,175	177	34,998	99.5%
Maintenance & Repair	31,842	31,842	4,776	27,066	85.0%
Professional Services	227,683	227,683	825	226,858	99.6%
Other Services & Charges	310,153	310,153	31	310,122	100.0%
Other Expenses	250	250	-	250	100.0%
Travel	5,000	5,000	1,889	3,111	62.2%
Capital Outlay	17,500	17,500	-	17,500	100.0%
Total	\$ 914,086	\$ 914,086	\$ 94,109	\$ 819,977	89.7%
<b>1200 Tax Assessor - Collector</b>					
Salaries	\$ 2,079,653	\$ 2,079,653	\$ 591,232	\$ 1,488,421	71.6%
Salaries Overtime	2,500	2,500	30	2,470	98.8%
Other Salary & Supplements	56,799	56,799	23,950	32,849	57.8%
Employee Benefits	923,477	923,477	304,769	618,708	67.0%
Other Personnel Expense	11,340	11,340	3,669	7,671	67.6%
Office Expense & Supplies	192,115	192,115	32,177	159,938	83.3%
Telephone & Utilities	-	540	-	540	100.0%
Maintenance & Repair	4,500	3,960	-	3,960	100.0%
Professional Services	21,550	21,550	18,269	3,281	15.2%
Other Services & Charges	20,600	20,600	13,919	6,681	32.4%
Other Expenses	17,654	17,654	4,302	13,352	75.6%
Travel	19,011	19,011	4,439	14,572	76.7%
Total	\$ 3,349,199	\$ 3,349,199	\$ 996,755	\$ 2,352,444	70.2%

	Original FY 2018 / 19 Budget	Adjusted FY 2018 / 19 Budget	Year to Date Activity	Available Balance	Percent of Budget Available
<b>1240 Information Technology</b>					
Salaries	\$ 1,229,913	\$ 1,229,913	\$ 368,629	\$ 861,284	70.0%
Salaries Overtime	500	500	-	500	100.0%
Other Salary & Supplements	12,600	12,600	2,376	10,224	81.1%
Employee Benefits	437,386	437,386	142,949	294,437	<b>67.3%</b>
Other Personnel Expense	2,160	2,160	665	1,495	<b>69.2%</b>
Office Expense & Supplies	18,100	18,100	2,610	15,490	85.6%
Telephone & Utilities	548,909	548,909	131,445	417,464	76.1%
Maintenance & Repair	383,746	383,646	56,925	326,721	85.2%
Professional Services	811,000	811,000	1,600	809,400	99.8%
Other Services & Charges	4,311	4,411	175	4,236	96.0%
Travel	16,000	16,000	-	16,000	100.0%
Total	\$ 3,464,625	\$ 3,464,625	\$ 707,374	\$ 2,757,251	79.6%
<b>1245 Human Resources</b>					
Salaries	\$ 296,536	\$ 296,536	\$ 87,204	\$ 209,332	70.6%
Other Salary & Supplements	2,760	2,760	849	1,911	<b>69.2%</b>
Employee Benefits	102,608	102,608	33,326	69,282	<b>67.5%</b>
Other Personnel Expense	2,880	2,880	886	1,994	<b>69.2%</b>
Office Expense & Supplies	1,586	1,586	323	1,263	79.6%
Telephone & Utilities	650	650	-	650	100.0%
Professional Services	1,250	1,250	25	1,225	98.0%
Other Expenses	6,500	6,500	1,274	5,226	80.4%
Travel	2,000	2,000	910	1,090	<b>54.5%</b>
Total	\$ 416,770	\$ 416,770	\$ 124,810	\$ 291,960	70.1%

	Original FY 2018 / 19 Budget	Adjusted FY 2018 / 19 Budget	Year to Date Activity	Available Balance	Percent of Budget Available
<b>1250 County Auditor</b>					
Salaries	\$ 1,117,786	\$ 1,117,786	\$ 322,335	\$ 795,451	71.2%
Salaries Overtime	5,000	5,000	646	4,354	87.1%
Other Salary & Supplements	15,380	15,380	3,111	12,269	79.8%
Employee Benefits	464,247	464,247	150,896	313,351	<b>67.5%</b>
Other Personnel Expense	2,160	2,160	665	1,495	<b>69.2%</b>
Office Expense & Supplies	22,300	22,300	6,655	15,645	70.2%
Telephone & Utilities	5,000	5,000	95	4,905	98.1%
Maintenance & Repair	500	500	-	500	100.0%
Professional Services	359,500	359,500	107,503	251,997	70.1%
Other Services & Charges	7,600	7,600	821	6,779	89.2%
Other Expenses	15,000	15,000	3,916	11,084	73.9%
Travel	15,000	15,000	2,811	12,189	81.3%
Total	\$ 2,029,473	\$ 2,029,473	\$ 599,453	\$ 1,430,020	70.5%
<b>1270 County Purchasing</b>					
Salaries	\$ 389,908	\$ 389,908	\$ 114,850	\$ 275,058	70.5%
Salaries Overtime	400	400	-	400	100.0%
Other Salary & Supplements	4,740	4,740	1,458	3,282	<b>69.2%</b>
Employee Benefits	176,736	176,736	58,894	117,842	<b>66.7%</b>
Other Personnel Expense	2,880	2,880	886	1,994	<b>69.2%</b>
Office Expense & Supplies	12,125	12,125	1,491	10,634	87.7%
Food & Kitchen Expenses	300	300	-	300	100.0%
Telephone & Utilities	2,675	2,675	-	2,675	100.0%
Maintenance & Repair	6,575	6,575	714	5,861	89.1%
Professional Services	1,500	1,500	75	1,425	95.0%
Other Services & Charges	16,861	16,861	5,233	11,628	<b>69.0%</b>
Other Expenses	12,130	12,130	2,220	9,910	81.7%
Travel	1,500	1,500	-	1,500	100.0%
Total	\$ 628,330	\$ 628,330	\$ 185,821	\$ 442,509	70.4%

	Original FY 2018 / 19 Budget	Adjusted FY 2018 / 19 Budget	Year to Date Activity	Available Balance	Percent of Budget Available
<b>1275 Veterans' Service</b>					
Salaries	\$ 75,763	\$ 75,763	\$ 22,689	\$ 53,074	70.1%
Employee Benefits	31,850	31,850	10,710	21,140	66.4%
Other Personnel Expense	2,520	2,520	775	1,745	69.2%
Office Expense & Supplies	3,050	3,050	139	2,911	95.4%
Maintenance & Repair	200	200	-	200	100.0%
Other Services & Charges	19,779	19,779	6,560	13,219	66.8%
Other Expenses	3,090	3,090	668	2,422	78.4%
Travel	2,000	2,000	-	2,000	100.0%
Total	\$ 138,252	\$ 138,252	\$ 41,542	\$ 96,710	70.0%
<b>1280 Employees' Benefits</b>					
Employee Benefits	\$ 52,276	\$ 52,276	\$ -	\$ 52,276	100.0%
Office Expense & Supplies	1,250	1,250	9	1,241	99.3%
Food & Kitchen Expenses	700	700	-	700	100.0%
Professional Services	133,260	133,260	28,600	104,660	78.5%
Other Services & Charges	14,000	14,000	20	13,980	99.9%
Other Expenses	1,500	1,500	-	1,500	100.0%
Total	\$ 202,986	\$ 202,986	\$ 28,628	\$ 174,358	85.9%
<b>1285 General Administration</b>					
Office Expense & Supplies	\$ 4,300	\$ 4,300	\$ 3,810	\$ 490	11.4%
Food & Kitchen Expenses	500	500	96	404	80.8%
Professional Services	421,350	421,350	25,300	396,050	94.0%
Reserve Appropriations	3,750,000	3,742,347	-	3,742,347	100.0%
Other Services & Charges	1,228,433	1,228,433	288,300	940,133	76.5%
Other Expenses	7,174	7,174	2,414	4,760	66.3%
Travel	13,000	13,000	2,057	10,943	84.2%
Total	\$ 5,424,757	\$ 5,417,104	\$ 321,977	\$ 5,095,127	94.1%
<b>Total General Government</b>	<b>\$ 21,481,848</b>	<b>\$ 21,476,848</b>	<b>\$ 4,543,143</b>	<b>\$ 16,933,705</b>	<b>78.8%</b>



	Original FY 2018 / 19 Budget	Adjusted FY 2018 / 19 Budget	Year to Date Activity	Available Balance	Percent of Budget Available
<b>Buildings &amp; Facilities</b>					
<b>1400 General Repairs - Building</b>					
Salaries	\$ 60,105	\$ 60,105	\$ 17,860	\$ 42,245	70.3%
Salaries Overtime	3,500	3,500	265	3,235	92.4%
Other Salary & Supplements	840	840	258	582	<b>69.2%</b>
Employee Benefits	34,020	34,020	12,367	21,653	<b>63.6%</b>
Maintenance & Repair	3,493	3,493	701	2,792	79.9%
Total	\$ 101,958	\$ 101,958	\$ 31,451	\$ 70,507	<b>69.2%</b>
<b>1440 Ronnie H. Polston Bldg</b>					
Salaries	\$ 24,569	\$ 24,569	\$ 7,094	\$ 17,475	71.1%
Employee Benefits	13,596	13,596	4,802	8,794	<b>64.7%</b>
Office Expense & Supplies	845	845	207	638	75.5%
Telephone & Utilities	21,366	21,366	3,575	17,791	83.3%
Maintenance & Repair	645	645	149	496	76.9%
Total	\$ 61,021	\$ 61,021	\$ 15,827	\$ 45,194	74.1%
<b>1450 Bill Bode County Building</b>					
Salaries	\$ 31,517	\$ 31,517	\$ 8,823	\$ 22,694	72.0%
Other Salary & Supplements	810	810	249	561	<b>69.2%</b>
Employee Benefits	16,885	16,885	5,505	11,380	<b>67.4%</b>
Office Expense & Supplies	840	840	186	654	77.9%
Telephone & Utilities	19,800	19,800	3,359	16,441	83.0%
Maintenance & Repair	200	200	-	200	100.0%
Total	\$ 70,052	\$ 70,052	\$ 18,122	\$ 51,930	74.1%
<b>1460 Robert N. Barnes Juv. Facility</b>					
Telephone & Utilities	\$ 329,857	\$ 329,857	\$ 40,871	\$ 288,986	87.6%
Maintenance & Repair	1,045	1,045	349	696	<b>66.6%</b>
Other Services & Charges	500	500	-	500	100.0%
Total	\$ 331,402	\$ 331,402	\$ 41,220	\$ 290,182	87.6%
<b>1465 Broadway Warehouse</b>					
Telephone & Utilities	\$ 6,392	\$ 6,392	\$ 2,065	\$ 4,327	<b>67.7%</b>
Maintenance & Repair	223	623	379	244	<b>39.2%</b>
Total	\$ 6,615	\$ 7,015	\$ 2,444	\$ 4,571	<b>65.2%</b>

	Original FY 2018 / 19 Budget	Adjusted FY 2018 / 19 Budget	Year to Date Activity	Available Balance	Percent of Budget Available
<b>1470 Records Management Department</b>					
Salaries	\$ 241,460	\$ 241,460	\$ 68,246	\$ 173,214	71.7%
Salaries Overtime	-	400	184	216	53.9%
Other Salary & Supplements	36,720	36,720	10,362	26,358	71.8%
Employee Benefits	102,829	102,829	32,951	69,878	68.0%
Office Expense & Supplies	4,500	4,500	1,022	3,478	77.3%
Telephone & Utilities	27,496	27,496	3,512	23,984	87.2%
Maintenance & Repair	29,500	29,100	474	28,626	98.4%
Other Services & Charges	216,311	216,311	83,568	132,743	61.4%
Other Expenses	3,000	3,000	955	2,045	68.2%
Travel	900	900	-	900	100.0%
Total	\$ 662,716	\$ 662,716	\$ 201,274	\$ 461,442	69.6%
<b>1490 CSCD Cook Building</b>					
Office Expense & Supplies	16,000	16,000	5,563	10,437	65.2%
Telephone & Utilities	83,914	83,914	13,294	70,620	84.2%
Maintenance & Repair	2,626	2,626	201	2,425	92.3%
Other Services & Charges	67,800	67,800	22,589	45,211	66.7%
Other Expenses	12,200	12,200	4,788	7,412	60.8%
Total	\$ 182,540	\$ 182,540	\$ 46,434	\$ 136,106	74.6%
<b>1500 Mechanical Maintenance</b>					
Salaries	\$ 327,066	\$ 327,066	\$ 87,343	\$ 239,723	73.3%
Salaries Overtime	10,000	10,000	901	9,099	91.0%
Other Salary & Supplements	2,100	2,100	646	1,454	69.2%
Employee Benefits	139,602	139,602	54,224	85,378	61.2%
Other Personnel Expense	2,000	2,000	-	2,000	100.0%
Office Expense & Supplies	3,500	3,500	225	3,275	93.6%
Telephone & Utilities	1,271,799	1,271,799	204,539	1,067,260	83.9%
Maintenance & Repair	12,026	12,026	3,015	9,011	74.9%
Professional Services	10,359	10,359	-	10,359	100.0%
Other Services & Charges	1,500	1,500	-	1,500	100.0%
Total	\$ 1,779,952	\$ 1,779,952	\$ 350,893	\$ 1,429,059	80.3%

	Original FY 2018 / 19 Budget	Adjusted FY 2018 / 19 Budget	Year to Date Activity	Available Balance	Percent of Budget Available
<b>1510 Agua Dulce Building</b>					
Salaries	\$ 13,165	\$ 13,165	\$ 3,798	\$ 9,367	71.1%
Employee Benefits	8,760	8,760	3,258	5,502	<b>62.8%</b>
Office Expense & Supplies	1,077	1,077	137	940	87.3%
Telephone & Utilities	21,670	21,670	5,015	16,655	76.9%
Maintenance & Repair	300	300	-	300	100.0%
Total	\$ 44,972	\$ 44,972	\$ 12,208	\$ 32,764	72.9%
<b>1520 Bishop Building</b>					
Office Expense & Supplies	900	900	387	513	<b>57.0%</b>
Telephone & Utilities	39,850	39,850	10,990	28,860	72.4%
Maintenance & Repair	322	322	37	285	88.5%
Total	\$ 41,072	\$ 41,072	\$ 11,414	\$ 29,658	72.2%
<b>1530 Port Aransas Building</b>					
Salaries	\$ 12,008	\$ 12,008	\$ 3,471	\$ 8,537	71.1%
Employee Benefits	2,839	2,839	952	1,887	<b>66.5%</b>
Office Expense & Supplies	1,050	1,050	75	975	92.9%
Telephone & Utilities	20,301	20,301	236	20,065	98.8%
Maintenance & Repair	78	78	-	78	100.0%
Other Services & Charges	-	-	-	-	<b>0.0%</b>
Total	\$ 36,276	\$ 36,276	\$ 4,733	\$ 31,543	87.0%
<b>1540 Johnny S. Calderon Co. Bldg</b>					
Salaries	\$ 81,066	\$ 81,066	\$ 23,402	\$ 57,664	71.1%
Other Salary & Supplements	1,380	1,380	425	955	<b>69.2%</b>
Employee Benefits	42,829	42,829	16,969	25,860	<b>60.4%</b>
Office Expense & Supplies	2,800	2,800	921	1,879	<b>67.1%</b>
Telephone & Utilities	105,235	105,235	2,792	102,443	97.3%
Maintenance & Repair	1,027	1,027	229	798	77.7%
Other Services & Charges	100	100	-	100	100.0%
Total	\$ 234,437	\$ 234,437	\$ 44,738	\$ 189,699	80.9%

	Original FY 2018 / 19 Budget	Adjusted FY 2018 / 19 Budget	Year to Date Activity	Available Balance	Percent of Budget Available
<b>1545 Keach Library Building</b>					
Salaries	\$ 25,714	\$ 25,714	\$ 7,424	\$ 18,290	71.1%
Other Salary & Supplements	1,800	1,800	554	1,246	69.2%
Employee Benefits	14,283	14,283	5,114	9,169	64.2%
Office Expense & Supplies	2,000	2,000	509	1,491	74.5%
Telephone & Utilities	198,788	198,788	1,731	197,057	99.1%
Maintenance & Repair	144	744	191	553	74.3%
Total	\$ 242,729	\$ 243,329	\$ 15,523	\$ 227,806	93.6%
<b>1550 Agriculture Bldg - Robstown</b>					
Telephone & Utilities	\$ 13,500	\$ 13,500	\$ 516	\$ 12,984	96.2%
Maintenance & Repair	22,360	22,360	-	22,360	100.0%
Other Services & Charges	305	305	-	305	100.0%
Total	\$ 36,165	\$ 36,165	\$ 516	\$ 35,649	98.6%
<b>1565 Medical Examiner Building</b>					
Office Expense & Supplies	\$ 150	\$ 150	\$ -	\$ 150	100.0%
Telephone & Utilities	28,985	28,985	3,521	25,464	87.9%
Maintenance & Repair	258	858	379	479	55.8%
Total	\$ 29,393	\$ 29,993	\$ 3,900	\$ 26,093	87.0%
<b>1570 Building Superintendent</b>					
Salaries	\$ 358,200	\$ 358,200	\$ 90,693	\$ 267,507	74.7%
Salaries Overtime	-	500	140	360	71.9%
Other Salary & Supplements	4,080	4,080	1,255	2,825	69.2%
Employee Benefits	142,127	142,127	42,230	99,897	70.3%
Other Personnel Expense	8,648	8,648	2,661	5,987	69.2%
Office Expense & Supplies	2,122	2,122	1,007	1,115	52.5%
Telephone & Utilities	7,300	7,300	131	7,169	98.2%
Maintenance & Repair	2,118,127	2,000,027	423,481	1,576,546	78.8%
Professional Services	19,061	117,661	2,686	114,975	97.7%
Other Services & Charges	647,976	651,976	4,578	647,398	99.3%
Other Expenses	3,000	3,000	944	2,056	68.5%
Travel	1,000	2,400	2,341	59	2.5%
Total	\$ 3,311,641	\$ 3,298,041	\$ 572,148	\$ 2,725,893	82.7%

	Original FY 2018 / 19 Budget	Adjusted FY 2018 / 19 Budget	Year to Date Activity	Available Balance	Percent of Budget Available
<b>1580 Welfare Bldg - Robstown</b>					
Office Expense & Supplies	\$ 673	\$ 673	\$ 198	\$ 475	\$ 70.6%
Telephone & Utilities	20,746	20,746	2,324	18,422	88.8%
Maintenance & Repair	373	373	118	255	<b>68.5%</b>
Total	\$ 21,792	\$ 21,792	\$ 2,639	\$ 19,153	87.9%
<b>1590 Hilltop Facility</b>					
Salaries	\$ 71,604	\$ 71,604	\$ 18,462	\$ 53,142	74.2%
Other Salary & Supplements	810	810	249	561	<b>69.2%</b>
Employee Benefits	34,416	34,416	11,649	22,767	<b>66.2%</b>
Office Expense & Supplies	6,000	6,000	119	5,881	98.0%
Telephone & Utilities	41,518	41,518	7,353	34,165	82.3%
Maintenance & Repair	44,270	44,270	10,318	33,952	76.7%
Professional Services	-	-	-	-	<b>0.0%</b>
Other Services & Charges	12,305	12,305	1,450	10,855	88.2%
Total	\$ 210,923	\$ 210,923	\$ 49,600	\$ 161,323	76.5%
<b>1600 Precinct III Yard Buildings</b>					
Office Expense & Supplies	\$ 390	\$ 390	\$ 33	\$ 357	91.7%
Telephone & Utilities	18,000	18,000	2,146	15,854	88.1%
Maintenance & Repair	391	391	-	391	100.0%
Total	\$ 18,781	\$ 18,781	\$ 2,179	\$ 16,602	88.4%
<b>1740 McKenzie Jail Annex</b>					
Salaries	\$ 103,237	\$ 103,237	\$ 22,021	\$ 81,216	78.7%
Salaries Overtime	1,584	1,584	166	1,418	89.5%
Employee Benefits	39,349	39,349	11,933	27,416	<b>69.7%</b>
Office Expense & Supplies	200	1,200	362	838	<b>69.8%</b>
Telephone & Utilities	605,763	605,763	118,923	486,840	80.4%
Maintenance & Repair	2,118	5,118	2,677	2,441	<b>47.7%</b>
Professional Services	-	-	-	-	<b>0.0%</b>
Other Services & Charges	1,805	9,805	8,997	808	<b>8.2%</b>
Total	\$ 754,056	\$ 766,056	\$ 165,079	\$ 600,977	78.5%

	Original FY 2018 / 19 Budget	Adjusted FY 2018 / 19 Budget	Year to Date Activity	Available Balance	Percent of Budget Available
<b>1760 Robstown Community Building</b>					
Office Expense & Supplies	\$ 515	\$ 515	\$ -	\$ 515	100.0%
Telephone & Utilities	42,505	42,505	3,790	38,715	91.1%
Maintenance & Repair	36,500	36,500	3,262	33,238	91.1%
Other Services & Charges	5,000	5,000	845	4,155	83.1%
Total	\$ 84,520	\$ 84,520	\$ 7,896	\$ 76,624	90.7%
<b>1770 Sr Community Services Bldgs.</b>					
Office Expense & Supplies	\$ 230	\$ 230	\$ -	\$ 230	100.0%
Telephone & Utilities	37,247	37,247	7,039	30,208	81.1%
Maintenance & Repair	24,700	24,700	684	24,016	97.2%
Other Services & Charges	4,000	4,000	620	3,380	84.5%
Total	\$ 66,177	\$ 66,177	\$ 8,344	\$ 57,833	87.4%
<b>1780 David Berlanga, Sr. Bldg</b>					
Office Expense & Supplies	\$ 60	\$ 60	\$ -	\$ 60	100.0%
Telephone & Utilities	22,941	22,941	3,033	19,908	86.8%
Maintenance & Repair	12,850	12,850	-	12,850	100.0%
Other Services & Charges	1,760	1,760	269	1,491	84.7%
Total	\$ 37,611	\$ 37,611	\$ 3,302	\$ 34,309	91.2%
<b>Total Buildings &amp; Facilities</b>	<b>\$ 8,366,801</b>	<b>\$ 8,366,801</b>	<b>\$ 1,611,884</b>	<b>\$ 6,754,917</b>	<b>80.7%</b>
<b>Administration of Justice</b>					
<b>3110 County Court at Law 1</b>					
Salaries	\$ 332,191	\$ 332,191	\$ 105,272	\$ 226,919	<b>68.3%</b>
Other Salary & Supplements	7,100	7,100	1,749	5,351	75.4%
Employee Benefits	114,711	114,711	37,237	77,474	<b>67.5%</b>
Office Expense & Supplies	3,965	3,965	771	3,194	80.6%
Maintenance & Repair	500	500	29	471	94.2%
Professional Services	1,685	1,685	243	1,442	85.6%
Special Personnel Services	192,500	192,500	38,141	154,359	80.2%
Other Services & Charges	2,000	2,000	1,500	500	<b>25.0%</b>
Other Expenses	4,025	4,025	1,361	2,664	<b>66.2%</b>
Travel	1,000	1,000	332	668	<b>66.8%</b>
Total	\$ 659,677	\$ 659,677	\$ 186,636	\$ 473,041	71.7%

	Original FY 2018 / 19 Budget	Adjusted FY 2018 / 19 Budget	Year to Date Activity	Available Balance	Percent of Budget Available
<b>3120 County Court at Law 2</b>					
Salaries	\$ 325,175	\$ 325,175	\$ 102,091	\$ 223,084	<b>68.6%</b>
Other Salary & Supplements	4,880	6,880	817	6,063	88.1%
Employee Benefits	112,775	112,775	33,890	78,885	<b>69.9%</b>
Office Expense & Supplies	4,500	4,500	1,501	2,999	<b>66.6%</b>
Maintenance & Repair	500	500	29	471	94.2%
Professional Services	900	900	350	550	<b>61.1%</b>
Special Personnel Services	192,500	190,500	41,171	149,330	78.4%
Other Services & Charges	2,000	2,000	1,500	500	<b>25.0%</b>
Other Expenses	5,200	5,200	1,910	3,290	<b>63.3%</b>
Travel	1,000	1,000	689	311	<b>31.1%</b>
Total	\$ 649,430	\$ 649,430	\$ 183,948	\$ 465,482	71.7%
<b>3130 County Court at Law 3</b>					
Salaries	\$ 316,290	\$ 316,290	\$ 100,679	\$ 215,611	<b>68.2%</b>
Salaries Overtime	-	2,000	1,599	401	<b>20.0%</b>
Other Salary & Supplements	4,160	4,160	665	3,495	84.0%
Employee Benefits	90,899	90,899	32,076	58,823	<b>64.7%</b>
Office Expense & Supplies	3,265	3,265	632	2,633	80.7%
Maintenance & Repair	500	500	29	471	94.2%
Professional Services	1,685	1,685	618	1,067	<b>63.3%</b>
Special Personnel Services	192,800	190,800	32,958	157,842	82.7%
Other Services & Charges	2,000	2,000	1,500	500	<b>25.0%</b>
Other Expenses	5,200	5,200	1,966	3,234	<b>62.2%</b>
Travel	1,000	1,000	682	318	<b>31.8%</b>
Total	\$ 617,799	\$ 617,799	\$ 173,404	\$ 444,395	71.9%

	Original FY 2018 / 19 Budget	Adjusted FY 2018 / 19 Budget	Year to Date Activity	Available Balance	Percent of Budget Available
<b>3140 County Court at Law 4</b>					
Salaries	\$ 316,014	\$ 316,014	\$ 100,731	\$ 215,283	<b>68.1%</b>
Other Salary & Supplements	3,590	3,590	489	3,101	86.4%
Employee Benefits	94,669	94,669	28,420	66,249	<b>70.0%</b>
Office Expense & Supplies	3,565	3,565	1,629	1,936	<b>54.3%</b>
Maintenance & Repair	500	500	29	471	94.2%
Professional Services	1,685	1,685	248	1,437	85.3%
Special Personnel Services	192,800	192,800	40,194	152,606	79.2%
Other Services & Charges	2,000	2,000	1,500	500	<b>25.0%</b>
Other Expenses	4,025	4,025	1,361	2,664	<b>66.2%</b>
Travel	1,000	1,000	-	1,000	100.0%
Total	\$ 619,848	\$ 619,848	\$ 174,601	\$ 445,247	71.8%
<b>3150 County Court at Law 5</b>					
Salaries	\$ 377,546	\$ 377,546	\$ 119,004	\$ 258,542	<b>68.5%</b>
Salaries Overtime	-	-	-	-	<b>0.0%</b>
Other Salary & Supplements	2,000	7,000	2,739	4,261	<b>60.9%</b>
Employee Benefits	120,014	120,014	39,649	80,365	<b>67.0%</b>
Office Expense & Supplies	5,500	5,500	1,734	3,766	<b>68.5%</b>
Maintenance & Repair	500	500	29	471	94.2%
Professional Services	1,685	1,685	193	1,492	88.5%
Special Personnel Services	461,500	461,500	227,869	233,631	<b>50.6%</b>
Other Services & Charges	2,000	2,000	1,500	500	<b>25.0%</b>
Other Expenses	6,000	6,000	1,996	4,004	<b>66.7%</b>
Travel	1,300	1,300	-	1,300	100.0%
Total	\$ 978,045	\$ 983,045	\$ 394,715	\$ 588,330	<b>59.8%</b>
<b>3200 Legal Aid</b>					
Salaries	\$ 61,908	\$ 61,908	\$ 18,611	\$ 43,297	<b>69.9%</b>
Employee Benefits	13,093	13,093	3,950	9,143	<b>69.8%</b>
Office Expense & Supplies	3,792	3,792	1,068	2,724	71.8%
Other Services & Charges	25,000	25,000	25,000	-	<b>0.0%</b>
Total	\$ 103,793	\$ 103,793	\$ 48,629	\$ 55,164	<b>53.1%</b>



	Original FY 2018 / 19 Budget	Adjusted FY 2018 / 19 Budget	Year to Date Activity	Available Balance	Percent of Budget Available
<b>3250 Magistrate/ DWI Drug Court</b>					
Salaries	\$ 195,750	\$ 201,356	\$ 61,136	\$ 140,220	69.6%
Other Salary & Supplements	1,920	1,920	591	1,329	69.2%
Employee Benefits	61,462	62,598	20,275	42,323	67.6%
Office Expense & Supplies	2,650	2,650	2,545	105	3.9%
Professional Services	1,200	-	-	-	0.0%
Special Personnel Services	3,000	200	-	200	100.0%
Other Services & Charges	2,200	2,200	-	2,200	100.0%
Other Expenses	6,150	6,150	1,525	4,625	75.2%
Travel	3,000	258	-	258	100.0%
Total	\$ 277,332	\$ 277,332	\$ 86,072	\$ 191,260	69.0%
<b>3300 Court Administration</b>					
Salaries	\$ 272,923	\$ 272,923	\$ 83,981	\$ 188,942	69.2%
Other Salary & Supplements	38,800	38,800	12,715	26,085	67.2%
Employee Benefits	117,296	117,296	38,394	78,902	67.3%
Office Expense & Supplies	5,700	5,700	903	4,797	84.2%
Food & Kitchen Expenses	1,200	1,200	403	797	66.4%
Maintenance & Repair	1,000	1,000	40	960	96.0%
Professional Services	500	500	25	475	95.0%
Special Personnel Services	267,500	267,500	4,659	262,841	98.3%
Other Services & Charges	53,270	53,270	51,228	2,042	3.8%
Other Expenses	6,900	6,900	1,166	5,734	83.1%
Travel	2,600	2,600	-	2,600	100.0%
Total	\$ 767,689	\$ 767,689	\$ 193,515	\$ 574,174	74.8%

	Original FY 2018 / 19 Budget	Adjusted FY 2018 / 19 Budget	Year to Date Activity	Available Balance	Percent of Budget Available
<b>3305 Title IV-D Court</b>					
Salaries	\$ 134,764	\$ 134,764	\$ 37,917	\$ 96,847	71.9%
Other Salary & Supplements	1,800	1,800	554	1,246	<b>69.2%</b>
Employee Benefits	48,708	48,708	15,372	33,336	<b>68.4%</b>
Office Expense & Supplies	1,370	1,370	259	1,111	81.1%
Maintenance & Repair	250	250	29	221	88.3%
Professional Services	1,035	1,035	193	842	81.3%
Other Services & Charges	300	300	-	300	100.0%
Total	\$ 188,227	\$ 188,227	\$ 54,324	\$ 133,903	71.1%
<b>3310 28th District Court</b>					
Salaries	\$ 170,428	\$ 170,428	\$ 51,786	\$ 118,642	<b>69.6%</b>
Salaries Overtime	1,000	1,000	-	1,000	100.0%
Other Salary & Supplements	24,620	24,620	7,421	17,199	<b>69.9%</b>
Employee Benefits	48,593	48,593	15,412	33,181	<b>68.3%</b>
Office Expense & Supplies	3,725	3,725	650	3,075	82.5%
Maintenance & Repair	500	500	29	471	94.2%
Professional Services	1,785	1,785	618	1,167	<b>65.4%</b>
Special Personnel Services	345,340	345,340	73,711	271,629	78.7%
Other Services & Charges	2,200	2,200	1,500	700	<b>31.8%</b>
Other Expenses	3,335	3,335	1,045	2,290	<b>68.7%</b>
Travel	1,500	1,500	835	665	<b>44.3%</b>
Total	\$ 603,026	\$ 603,026	\$ 153,008	\$ 450,018	74.6%

	Original FY 2018 / 19 Budget	Adjusted FY 2018 / 19 Budget	Year to Date Activity	Available Balance	Percent of Budget Available
<b>3320 94th District Court</b>					
Salaries	\$ 171,786	\$ 171,786	\$ 52,271	\$ 119,515	<b>69.6%</b>
Salaries Overtime	-	-	-	-	<b>0.0%</b>
Other Salary & Supplements	23,840	23,840	7,182	16,658	<b>69.9%</b>
Employee Benefits	68,273	68,273	22,611	45,662	<b>66.9%</b>
Office Expense & Supplies	3,625	3,625	749	2,876	79.3%
Maintenance & Repair	500	500	29	471	94.2%
Professional Services	1,785	1,785	643	1,142	<b>64.0%</b>
Special Personnel Services	347,140	347,140	80,284	266,856	76.9%
Other Services & Charges	2,200	2,200	1,500	700	<b>31.8%</b>
Other Expenses	3,760	3,760	1,268	2,492	<b>66.3%</b>
Travel	1,500	1,500	692	808	<b>53.9%</b>
Total	\$ 624,409	\$ 624,409	\$ 167,228	\$ 457,181	73.2%
<b>3330 105th District Court</b>					
Salaries	\$ 151,843	\$ 151,843	\$ 46,013	\$ 105,830	<b>69.7%</b>
Salaries Overtime	1,000	1,000	-	1,000	100.0%
Other Salary & Supplements	20,660	20,660	6,203	14,457	<b>70.0%</b>
Employee Benefits	59,481	59,481	19,756	39,725	<b>66.8%</b>
Office Expense & Supplies	3,525	3,525	496	3,029	85.9%
Maintenance & Repair	500	500	29	471	94.2%
Professional Services	1,785	1,785	603	1,182	<b>66.2%</b>
Special Personnel Services	181,140	181,140	52,675	128,465	70.9%
Other Services & Charges	2,200	2,200	1,575	625	<b>28.4%</b>
Other Expenses	2,800	2,800	763	2,037	72.8%
Travel	1,500	1,500	881	619	<b>41.3%</b>
Total	\$ 426,434	\$ 426,434	\$ 128,994	\$ 297,440	<b>69.8%</b>

	Original FY 2018 / 19 Budget	Adjusted FY 2018 / 19 Budget	Year to Date Activity	Available Balance	Percent of Budget Available
<b>3340 117th District Court</b>					
Salaries	\$ 183,794	\$ 183,794	\$ 55,881	\$ 127,913	<b>69.6%</b>
Salaries Overtime	1,000	1,000	-	1,000	100.0%
Other Salary & Supplements	24,380	24,380	7,348	17,032	<b>69.9%</b>
Employee Benefits	74,849	74,849	24,833	50,016	<b>66.8%</b>
Office Expense & Supplies	3,625	3,625	1,349	2,276	<b>62.8%</b>
Maintenance & Repair	500	500	29	471	94.2%
Professional Services	1,785	1,785	543	1,242	<b>69.6%</b>
Special Personnel Services	345,840	345,840	103,039	242,802	70.2%
Other Services & Charges	2,200	2,200	1,500	700	<b>31.8%</b>
Other Expenses	3,760	3,760	1,267	2,493	<b>66.3%</b>
Travel	1,500	1,500	692	808	<b>53.9%</b>
Total	\$ 643,233	\$ 643,233	\$ 196,481	\$ 446,752	<b>69.5%</b>
<b>3350 148th District Court</b>					
Salaries	\$ 157,147	\$ 157,147	\$ 47,712	\$ 109,435	<b>69.6%</b>
Salaries Overtime	1,000	1,000	173	827	82.7%
Other Salary & Supplements	21,920	21,920	6,591	15,329	<b>69.9%</b>
Employee Benefits	69,057	69,057	23,121	45,936	<b>66.5%</b>
Office Expense & Supplies	3,525	3,525	2,459	1,066	<b>30.3%</b>
Maintenance & Repair	500	500	29	471	94.2%
Professional Services	1,785	1,785	993	792	<b>44.4%</b>
Special Personnel Services	346,140	346,140	100,962	245,178	70.8%
Other Services & Charges	2,200	2,200	1,500	700	<b>31.8%</b>
Other Expenses	3,220	3,220	846	2,374	73.7%
Travel	1,500	1,500	440	1,060	70.7%
Total	\$ 607,994	\$ 607,994	\$ 184,826	\$ 423,168	<b>69.6%</b>

	Original FY 2018 / 19 Budget	Adjusted FY 2018 / 19 Budget	Year to Date Activity	Available Balance	Percent of Budget Available
<b>3360 214th District Court</b>					
Salaries	\$ 151,822	\$ 151,822	\$ 42,362	\$ 109,460	72.1%
Salaries Overtime	1,000	1,000	608	392	39.2%
Other Salary & Supplements	20,000	22,100	10,081	12,019	54.4%
Employee Benefits	55,480	55,480	22,569	32,911	59.3%
Office Expense & Supplies	3,925	3,925	1,987	1,938	49.4%
Maintenance & Repair	500	500	29	471	94.2%
Professional Services	1,785	1,785	193	1,592	89.2%
Special Personnel Services	346,140	344,040	57,362	286,678	83.3%
Other Services & Charges	2,200	2,200	1,900	300	13.6%
Other Expenses	2,610	2,610	846	1,764	67.6%
Travel	1,500	1,500	-	1,500	100.0%
Total	\$ 586,962	\$ 586,962	\$ 137,937	\$ 449,025	76.5%
<b>3370 319th District Court</b>					
Salaries	\$ 162,578	\$ 162,578	\$ 46,476	\$ 116,102	71.4%
Salaries Overtime	1,000	1,000	-	1,000	100.0%
Other Salary & Supplements	21,920	21,920	6,591	15,329	69.9%
Employee Benefits	54,188	54,188	18,635	35,553	65.6%
Office Expense & Supplies	3,625	3,625	580	3,045	84.0%
Maintenance & Repair	500	500	29	471	94.2%
Professional Services	1,785	1,785	193	1,592	89.2%
Special Personnel Services	346,140	346,140	50,944	295,196	85.3%
Other Services & Charges	2,200	2,200	1,644	556	25.3%
Other Expenses	3,000	3,000	831	2,169	72.3%
Travel	1,500	1,500	-	1,500	100.0%
Total	\$ 598,436	\$ 598,436	\$ 125,922	\$ 472,514	79.0%

	Original FY 2018 / 19 Budget	Adjusted FY 2018 / 19 Budget	Year to Date Activity	Available Balance	Percent of Budget Available
<b>3380 347th District Court</b>					
Salaries	\$ 183,476	\$ 183,476	\$ 55,512	\$ 127,964	<b>69.7%</b>
Salaries Overtime	1,000	1,000	181	819	81.9%
Other Salary & Supplements	23,480	23,480	7,071	16,409	<b>69.9%</b>
Employee Benefits	87,381	87,381	29,500	57,881	<b>66.2%</b>
Office Expense & Supplies	4,125	4,125	640	3,485	84.5%
Maintenance & Repair	500	500	29	471	94.2%
Professional Services	1,785	1,785	543	1,242	<b>69.6%</b>
Special Personnel Services	346,140	346,140	50,218	295,922	85.5%
Other Services & Charges	2,200	2,200	1,575	625	<b>28.4%</b>
Other Expenses	3,000	3,000	831	2,169	72.3%
Travel	1,500	1,500	693	807	<b>53.8%</b>
Total	\$ 654,587	\$ 654,587	\$ 146,794	\$ 507,793	77.6%
<b>3480 Juvenile Probation</b>					
Salaries	\$ 1,653,427	\$ 1,653,427	\$ 480,231	\$ 1,173,196	71.0%
Salaries Overtime	4,500	4,500	1,974	2,526	<b>56.1%</b>
Other Salary & Supplements	27,060	27,060	8,409	18,651	<b>68.9%</b>
Employee Benefits	701,999	701,999	227,471	474,528	<b>67.6%</b>
Other Personnel Expense	50,000	50,000	13,785	36,215	72.4%
Office Expense & Supplies	22,494	22,494	6,245	16,249	72.2%
Telephone & Utilities	10,200	10,200	56	10,144	99.5%
Maintenance & Repair	16,414	16,414	4,279	12,135	73.9%
Professional Services	11,600	11,600	2,919	8,681	74.8%
Other Services & Charges	23,943	23,943	6,640	17,303	72.3%
Other Expenses	14,100	14,100	4,857	9,243	<b>65.6%</b>
Travel	35,000	35,000	7,272	27,728	79.2%
Total	\$ 2,570,737	\$ 2,570,737	\$ 764,138	\$ 1,806,599	70.3%

	Original FY 2018 / 19 Budget	Adjusted FY 2018 / 19 Budget	Year to Date Activity	Available Balance	Percent of Budget Available
<b>3490 Juvenile Detention</b>					
Salaries	\$ 876,772	\$ 861,272	\$ 237,594	\$ 623,678	72.4%
Salaries Overtime	27,560	53,060	25,850	27,210	51.3%
Other Salary & Supplements	53,900	53,900	15,511	38,389	71.2%
Employee Benefits	409,417	409,417	129,231	280,186	68.4%
Office Expense & Supplies	9,300	9,300	4,649	4,651	50.0%
Food & Kitchen Expenses	110,000	110,000	34,309	75,691	68.8%
Maintenance & Repair	9,000	9,000	1,072	7,928	88.1%
Professional Services	5,000	5,000	3,111	1,889	37.8%
Other Services & Charges	11,000	11,000	1,816	9,184	83.5%
Other Expenses	15,020	15,020	4,370	10,650	70.9%
Travel	1,800	1,800	-	1,800	100.0%
Total	\$ 1,528,769	\$ 1,538,769	\$ 457,513	\$ 1,081,256	70.3%
<b>3492 Juvenile Justice Post-Adjudica</b>					
Salaries	\$ 1,032,583	\$ 1,008,583	\$ 258,010	\$ 750,573	74.4%
Salaries Overtime	30,000	44,000	23,481	20,519	46.6%
Other Salary & Supplements	34,760	34,760	13,971	20,789	59.8%
Employee Benefits	470,293	470,293	137,617	332,676	70.7%
Office Expense & Supplies	8,050	8,050	2,667	5,383	66.9%
Food & Kitchen Expenses	95,000	95,000	21,153	73,847	77.7%
Maintenance & Repair	10,500	10,500	891	9,609	91.5%
Professional Services	6,300	6,300	2,465	3,835	60.9%
Other Services & Charges	9,000	9,000	3,352	5,648	62.8%
Other Expenses	3,300	3,300	884	2,416	73.2%
Travel	900	900	81	819	91.0%
Total	\$ 1,700,686	\$ 1,690,686	\$ 464,572	\$ 1,226,114	72.5%

	Original FY 2018 / 19 Budget	Adjusted FY 2018 / 19 Budget	Year to Date Activity	Available Balance	Percent of Budget Available
<b>3510 District Clerk-Jury Admin</b>					
Salaries	\$ 71,668	\$ 71,668	\$ 20,676	\$ 50,992	71.2%
Salaries Overtime	1,000	1,000	-	1,000	100.0%
Other Salary & Supplements	17,180	17,180	2,897	14,283	83.1%
Employee Benefits	23,467	23,467	7,614	15,853	<b>67.6%</b>
Office Expense & Supplies	118,300	118,300	65,987	52,313	<b>44.2%</b>
Maintenance & Repair	45,359	45,359	45,359	-	<b>0.0%</b>
Professional Services	18,968	18,968	2,000	16,968	89.5%
Special Personnel Services	540,530	540,530	127,710	412,820	76.4%
Other Expenses	2,600	2,600	10,477	(7,877)	<b>-303.0%</b>
Total	\$ 839,072	\$ 839,072	\$ 282,721	\$ 556,351	<b>66.3%</b>
<b>3530 District Clerk</b>					
Salaries	\$ 1,973,410	\$ 1,973,410	\$ 540,734	\$ 1,432,676	72.6%
Salaries Overtime	10,000	10,000	1,669	8,331	83.3%
Other Salary & Supplements	31,040	31,040	6,351	24,689	79.5%
Employee Benefits	904,763	904,763	298,124	606,639	<b>67.0%</b>
Other Personnel Expense	10,260	10,260	3,337	6,923	<b>67.5%</b>
Office Expense & Supplies	92,315	92,315	45,446	46,869	<b>50.8%</b>
Maintenance & Repair	4,000	4,000	60	3,940	98.5%
Professional Services	10,000	10,000	360	9,640	96.4%
Other Services & Charges	500	500	-	500	100.0%
Other Expenses	34,024	34,024	3,452	30,572	89.9%
Travel	10,000	10,000	-	10,000	100.0%
Total	\$ 3,080,312	\$ 3,080,312	\$ 899,532	\$ 2,180,780	70.8%



	Original FY 2018 / 19 Budget	Adjusted FY 2018 / 19 Budget	Year to Date Activity	Available Balance	Percent of Budget Available
<b>3600 Justice of the Peace 1-1</b>					
Salaries	\$ 184,373	\$ 184,373	\$ 55,932	\$ 128,441	<b>69.7%</b>
Salaries Overtime	1,000	1,000	-	1,000	100.0%
Other Salary & Supplements	4,440	4,040	1,430	2,610	<b>64.6%</b>
Employee Benefits	74,823	74,823	25,097	49,726	<b>66.5%</b>
Other Personnel Expense	3,900	3,900	1,300	2,600	<b>66.7%</b>
Office Expense & Supplies	4,100	4,100	760	3,340	81.5%
Telephone & Utilities	700	700	-	700	100.0%
Maintenance & Repair	500	500	-	500	100.0%
Professional Services	309	309	185	124	<b>40.1%</b>
Other Services & Charges	300	700	-	700	100.0%
Other Expenses	8,200	8,200	2,230	5,970	72.8%
Travel	2,700	2,700	546	2,154	79.8%
Total	\$ 285,345	\$ 285,345	\$ 87,481	\$ 197,864	<b>69.3%</b>
<b>3610 Justice of the Peace 1-2</b>					
Salaries	\$ 186,289	\$ 186,289	\$ 52,896	\$ 133,393	71.6%
Salaries Overtime	1,000	-	120	(120)	<b>0.0%</b>
Other Salary & Supplements	2,560	1,660	480	1,180	71.1%
Employee Benefits	55,691	55,691	17,257	38,434	<b>69.0%</b>
Other Personnel Expense	3,900	3,900	1,300	2,600	<b>66.7%</b>
Office Expense & Supplies	5,700	5,700	1,898	3,802	<b>66.7%</b>
Telephone & Utilities	1,000	1,000	-	1,000	100.0%
Maintenance & Repair	500	500	-	500	100.0%
Professional Services	-	1,600	300	1,300	81.3%
Special Personnel Services	300	300	-	300	100.0%
Other Services & Charges	300	664	-	664	100.0%
Other Expenses	3,500	3,500	1,159	2,341	<b>66.9%</b>
Travel	3,500	3,436	-	3,436	100.0%
Total	\$ 264,240	\$ 264,240	\$ 75,409	\$ 188,831	71.5%

	Original FY 2018 / 19 Budget	Adjusted FY 2018 / 19 Budget	Year to Date Activity	Available Balance	Percent of Budget Available
<b>3613 Justice of the Peace 1-3</b>					
Salaries	\$ 153,817	\$ 153,817	\$ 40,115	\$ 113,702	73.9%
Salaries Overtime	1,000	1,000	-	1,000	100.0%
Other Salary & Supplements	15,860	15,860	5,264	10,596	<b>66.8%</b>
Employee Benefits	69,091	69,091	18,525	50,566	73.2%
Other Personnel Expense	3,900	3,900	813	3,088	79.2%
Office Expense & Supplies	2,800	2,800	861	1,939	<b>69.3%</b>
Telephone & Utilities	1,200	1,200	-	1,200	100.0%
Maintenance & Repair	500	500	-	500	100.0%
Professional Services	500	500	157	343	<b>68.6%</b>
Special Personnel Services	400	400	-	400	100.0%
Other Services & Charges	300	300	289	11	<b>3.7%</b>
Other Expenses	2,000	2,000	614	1,386	<b>69.3%</b>
Travel	4,000	4,000	845	3,155	78.9%
Total	\$ 255,368	\$ 255,368	\$ 67,480	\$ 187,888	73.6%
<b>3621 Justice of the Peace 2-1</b>					
Salaries	\$ 182,861	\$ 182,861	\$ 55,528	\$ 127,333	<b>69.6%</b>
Salaries Overtime	1,000	1,000	86	914	91.4%
Other Salary & Supplements	2,460	2,460	757	1,703	<b>69.2%</b>
Employee Benefits	75,448	75,448	28,561	46,887	<b>62.1%</b>
Other Personnel Expense	3,900	3,900	1,300	2,600	<b>66.7%</b>
Office Expense & Supplies	6,350	6,350	1,939	4,411	<b>69.5%</b>
Telephone & Utilities	7,030	7,030	709	6,321	89.9%
Maintenance & Repair	833	833	132	701	84.2%
Professional Services	1,500	1,500	300	1,200	80.0%
Other Services & Charges	53,138	53,138	16,502	36,636	<b>68.9%</b>
Other Expenses	2,800	2,800	791	2,009	71.7%
Travel	4,300	4,300	372	3,928	91.3%
Total	\$ 341,620	\$ 341,620	\$ 106,976	\$ 234,644	<b>68.7%</b>

	Original FY 2018 / 19 Budget	Adjusted FY 2018 / 19 Budget	Year to Date Activity	Available Balance	Percent of Budget Available
<b>3622 Justice of the Peace 2-2</b>					
Salaries	\$ 161,297	\$ 161,297	\$ 49,534	\$ 111,763	<b>69.3%</b>
Salaries Overtime	300	300	-	300	100.0%
Other Salary & Supplements	15,340	15,340	4,542	10,798	70.4%
Employee Benefits	62,953	62,953	22,848	40,105	<b>63.7%</b>
Other Personnel Expense	3,900	3,900	1,300	2,600	<b>66.7%</b>
Office Expense & Supplies	5,900	5,600	2,440	3,160	<b>56.4%</b>
Telephone & Utilities	720	720	-	720	100.0%
Maintenance & Repair	319	319	-	319	100.0%
Professional Services	600	750	600	150	<b>20.0%</b>
Other Services & Charges	200	350	3	347	99.0%
Other Expenses	2,600	2,600	951	1,649	<b>63.4%</b>
Travel	2,200	2,200	1,335	865	<b>39.3%</b>
Total	\$ 256,329	\$ 256,329	\$ 83,553	\$ 172,776	<b>67.4%</b>
<b>3630 Justice of the Peace 3</b>					
Salaries	\$ 126,496	\$ 126,496	\$ 37,511	\$ 88,985	70.3%
Other Salary & Supplements	5,743	5,743	388	5,355	93.2%
Employee Benefits	62,490	62,490	22,233	40,257	<b>64.4%</b>
Other Personnel Expense	3,900	3,900	1,300	2,600	<b>66.7%</b>
Office Expense & Supplies	3,200	3,200	469	2,731	85.3%
Maintenance & Repair	350	350	-	350	100.0%
Professional Services	2,200	2,200	300	1,900	86.4%
Other Services & Charges	300	300	-	300	100.0%
Other Expenses	2,000	2,000	612	1,388	<b>69.4%</b>
Travel	4,500	4,500	725	3,775	83.9%
Total	\$ 211,179	\$ 211,179	\$ 63,537	\$ 147,642	<b>69.9%</b>

	Original FY 2018 / 19 Budget	Adjusted FY 2018 / 19 Budget	Year to Date Activity	Available Balance	Percent of Budget Available
<b>3640 Justice of the Peace 4</b>					
Salaries	\$ 128,412	\$ 128,412	\$ 39,928	\$ 88,484	68.9%
Employee Benefits	54,825	54,825	18,991	35,834	65.4%
Other Personnel Expense	3,900	3,900	1,300	2,600	66.7%
Office Expense & Supplies	1,894	1,894	1,203	691	36.5%
Professional Services	450	450	300	150	33.3%
Other Services & Charges	300	300	165	135	44.9%
Other Expenses	2,820	2,820	938	1,882	66.7%
Travel	1,794	1,794	401	1,393	77.7%
Total	\$ 194,395	\$ 194,395	\$ 63,226	\$ 131,169	67.5%
<b>3650 Justice of the Peace 5-1</b>					
Salaries	\$ 163,312	\$ 163,312	\$ 50,021	\$ 113,291	69.4%
Salaries Overtime	500	500	-	500	100.0%
Other Salary & Supplements	8,144	8,144	978	7,166	88.0%
Employee Benefits	71,420	71,420	24,510	46,910	65.7%
Other Personnel Expense	3,900	3,900	1,300	2,600	66.7%
Office Expense & Supplies	5,600	5,600	1,106	4,494	80.2%
Maintenance & Repair	500	500	-	500	100.0%
Professional Services	1,000	1,000	150	850	85.0%
Special Personnel Services	225	225	-	225	100.0%
Other Services & Charges	275	275	-	275	100.0%
Other Expenses	2,509	2,509	608	1,901	75.8%
Travel	3,300	3,300	569	2,731	82.8%
Total	\$ 260,685	\$ 260,685	\$ 79,243	\$ 181,442	69.6%

	Original FY 2018 / 19 Budget	Adjusted FY 2018 / 19 Budget	Year to Date Activity	Available Balance	Percent of Budget Available
<b>3655 Justice of the Peace 5-2</b>					
Salaries	\$ 131,721	\$ 131,721	\$ 44,336	\$ 87,385	66.3%
Salaries Overtime	-	-	1,977	(1,977)	0.0%
Other Salary & Supplements	1,380	1,380	425	955	69.2%
Employee Benefits	60,062	60,062	19,133	40,929	68.1%
Other Personnel Expense	3,900	3,900	1,300	2,600	66.7%
Office Expense & Supplies	1,000	1,000	1,106	(106)	-10.6%
Maintenance & Repair	250	250	-	250	100.0%
Professional Services	250	250	-	250	100.0%
Other Expenses	1,800	1,800	266	1,534	85.2%
Travel	2,680	2,680	-	2,680	100.0%
Total	\$ 203,043	\$ 203,043	\$ 68,542	\$ 134,501	66.2%
<b>3890 Medical Examiner</b>					
Salaries	\$ 802,135	\$ 802,135	\$ 235,543	\$ 566,592	70.6%
Salaries Overtime	10,000	10,000	2,888	7,113	71.1%
Other Salary & Supplements	133,180	133,180	74,003	59,177	44.4%
Employee Benefits	271,318	271,318	73,665	197,653	72.8%
Other Personnel Expense	13,640	13,640	4,197	9,443	69.2%
Office Expense & Supplies	17,005	17,005	3,490	13,515	79.5%
Telephone & Utilities	2,148	2,148	-	2,148	100.0%
Maintenance & Repair	600	625	12	613	98.1%
Professional Services	135,000	134,975	30,537	104,438	77.4%
Other Services & Charges	140,100	140,100	38,186	101,914	72.7%
Other Expenses	7,700	7,700	2,550	5,150	66.9%
Travel	11,000	11,000	9,917	1,083	9.8%
Total	\$ 1,543,826	\$ 1,543,826	\$ 474,987	\$ 1,068,839	69.2%
<b>Total Administration of Justice</b>	<b>\$ 23,142,527</b>	<b>\$ 23,147,527</b>	<b>\$ 6,775,943</b>	<b>\$ 16,371,584</b>	<b>70.7%</b>

	Original FY 2018 / 19 Budget	Adjusted FY 2018 / 19 Budget	Year to Date Activity	Available Balance	Percent of Budget Available
<b>Law Enforcement &amp; Corrections</b>					
<b>3520 District Attorney</b>					
Salaries	\$ 3,415,415	\$ 3,415,415	\$ 954,007	\$ 2,461,408	72.1%
Salaries Overtime	5,500	8,500	11,674	(3,174)	-37.3%
Other Salary & Supplements	99,564	96,564	27,543	69,021	71.5%
Employee Benefits	1,298,294	1,298,294	395,464	902,830	69.5%
Other Personnel Expense	24,126	24,126	6,860	17,266	71.6%
Office Expense & Supplies	81,000	81,000	21,002	59,998	74.1%
Telephone & Utilities	6,000	6,000	-	6,000	100.0%
Maintenance & Repair	20,536	20,536	3,756	16,780	81.7%
Professional Services	44,328	44,328	13,766	30,562	68.9%
Special Personnel Services	19,500	19,500	2,498	17,003	87.2%
Other Services & Charges	23,193	23,193	660	22,533	97.2%
Other Expenses	48,218	48,218	11,904	36,314	75.3%
Travel	32,000	32,000	12,469	19,531	61.0%
Total	\$ 5,117,674	\$ 5,117,674	\$ 1,461,604	\$ 3,656,070	71.4%
<b>3700 County Sheriff</b>					
Salaries	\$ 2,831,420	\$ 2,831,420	\$ 808,243	\$ 2,023,177	71.5%
Salaries Overtime	95,000	95,000	35,366	59,634	62.8%
Other Salary & Supplements	116,460	116,460	46,809	69,651	59.8%
Employee Benefits	1,215,514	1,215,514	420,091	795,423	65.4%
Other Personnel Expense	-	-	125	(125)	0.0%
Office Expense & Supplies	46,000	46,000	18,573	27,427	59.6%
Telephone & Utilities	79,119	79,119	11,162	67,957	85.9%
Maintenance & Repair	379,752	379,752	67,613	312,139	82.2%
Professional Services	27,000	27,000	5,510	21,490	79.6%
Special Personnel Services	5,000	5,000	83	4,917	98.3%
Other Services & Charges	1,453,273	1,453,273	49,908	1,403,365	96.6%
Other Expenses	27,250	27,250	6,862	20,388	74.8%
Travel	4,652	4,652	655	3,997	85.9%
Total	\$ 6,280,440	\$ 6,280,440	\$ 1,471,000	\$ 4,809,440	76.6%

	Original FY 2018 / 19 Budget	Adjusted FY 2018 / 19 Budget	Year to Date Activity	Available Balance	Percent of Budget Available
<b>3710 ID Jail Division</b>					
Salaries	\$ 518,962	\$ 518,962	\$ 119,161	\$ 399,801	77.0%
Salaries Overtime	25,000	25,000	15,271	9,729	<b>38.9%</b>
Other Salary & Supplements	11,300	11,300	9,741	1,559	<b>13.8%</b>
Employee Benefits	243,450	243,450	73,516	169,934	<b>69.8%</b>
Office Expense & Supplies	20,000	20,000	5,162	14,838	74.2%
Maintenance & Repair	42,362	42,362	-	42,362	100.0%
Professional Services	500	500	-	500	100.0%
Other Services & Charges	500	500	25	475	95.0%
Other Expenses	4,250	4,250	1,297	2,953	<b>69.5%</b>
Travel	700	700	-	700	100.0%
Total	\$ 867,024	\$ 867,024	\$ 224,174	\$ 642,850	74.1%
<b>3720 Jail</b>					
Salaries	\$ 8,681,241	\$ 8,681,241	\$ 2,277,156	\$ 6,404,085	73.8%
Salaries Overtime	992,000	992,000	685,111	306,889	<b>30.9%</b>
Other Salary & Supplements	239,093	239,093	95,691	143,402	<b>60.0%</b>
Employee Benefits	3,745,758	3,745,758	1,453,446	2,292,312	<b>61.2%</b>
Other Personnel Expense	-	-	2,040	(2,040)	<b>0.0%</b>
Office Expense & Supplies	180,700	180,700	52,526	128,174	70.9%
Food & Kitchen Expenses	1,475,000	1,475,000	344,381	1,130,619	76.7%
Telephone & Utilities	3,000	3,000	1,136	1,864	<b>62.1%</b>
Maintenance & Repair	127,000	127,000	33,291	93,709	73.8%
Professional Services	3,000	3,000	173	2,827	94.2%
Special Personnel Services	4,000	4,000	-	4,000	100.0%
Other Services & Charges	180,498	180,498	42,753	137,745	76.3%
Other Expenses	26,200	26,200	10,355	15,845	<b>60.5%</b>
Travel	1,800	1,800	-	1,800	100.0%
Total	\$ 15,659,290	\$ 15,659,290	\$ 4,998,058	\$ 10,661,232	<b>68.1%</b>

	Original FY 2018 / 19 Budget	Adjusted FY 2018 / 19 Budget	Year to Date Activity	Available Balance	Percent of Budget Available
<b>3810 Constable 1</b>					
Salaries	\$ 483,056	\$ 483,056	\$ 140,248	\$ 342,808	71.0%
Salaries Overtime	-	-	232	(232)	0.0%
Other Salary & Supplements	29,380	29,380	8,708	20,672	70.4%
Employee Benefits	231,060	231,060	78,494	152,566	66.0%
Other Personnel Expense	7,020	7,020	2,340	4,680	66.7%
Office Expense & Supplies	4,100	4,100	2,715	1,385	33.8%
Telephone & Utilities	1,550	1,550	-	1,550	100.0%
Maintenance & Repair	58,028	58,028	17,585	40,443	69.7%
Professional Services	-	400	120	280	70.0%
Other Services & Charges	16,740	16,340	500	15,840	96.9%
Other Expenses	2,200	2,200	708	1,492	67.8%
Total	\$ 833,134	\$ 833,134	\$ 251,650	\$ 581,484	69.8%
<b>3820 Constable 2</b>					
Salaries	\$ 438,277	\$ 438,277	\$ 122,759	\$ 315,518	72.0%
Other Salary & Supplements	23,420	23,420	7,552	15,868	67.8%
Employee Benefits	191,605	191,605	65,221	126,384	66.0%
Other Personnel Expense	7,020	7,020	2,340	4,680	66.7%
Office Expense & Supplies	4,943	4,943	462	4,481	90.7%
Telephone & Utilities	1,950	1,950	-	1,950	100.0%
Maintenance & Repair	54,338	54,338	7,765	46,573	85.7%
Professional Services	930	930	919	11	1.2%
Other Services & Charges	7,760	7,760	137	7,623	98.2%
Other Expenses	1,989	1,989	680	1,309	65.8%
Travel	750	750	-	750	100.0%
Total	\$ 732,982	\$ 732,982	\$ 207,836	\$ 525,146	71.6%



	Original FY 2018 / 19 Budget	Adjusted FY 2018 / 19 Budget	Year to Date Activity	Available Balance	Percent of Budget Available
<b>3830 Constable 3</b>					
Salaries	\$ 321,892	\$ 321,892	\$ 90,344	\$ 231,548	71.9%
Salaries Overtime	9,500	9,500	-	9,500	100.0%
Other Salary & Supplements	13,320	13,320	4,284	9,036	<b>67.8%</b>
Employee Benefits	150,937	150,937	49,207	101,730	<b>67.4%</b>
Other Personnel Expense	7,020	7,020	2,340	4,680	<b>66.7%</b>
Office Expense & Supplies	1,800	1,800	761	1,039	<b>57.7%</b>
Telephone & Utilities	1,910	1,910	-	1,910	100.0%
Maintenance & Repair	48,796	48,796	8,618	40,178	82.3%
Professional Services	500	500	300	200	<b>40.0%</b>
Other Services & Charges	6,133	6,133	3,839	2,294	<b>37.4%</b>
Other Expenses	2,011	2,011	529	1,482	73.7%
Travel	600	600	-	600	100.0%
Total	\$ 564,419	\$ 564,419	\$ 160,223	\$ 404,196	71.6%
<b>3840 Constable 4</b>					
Salaries	\$ 363,039	\$ 363,039	\$ 112,243	\$ 250,796	<b>69.1%</b>
Salaries Overtime	4,000	4,000	14	3,986	99.7%
Other Salary & Supplements	16,060	16,060	5,720	10,340	<b>64.4%</b>
Employee Benefits	178,616	178,616	66,151	112,465	<b>63.0%</b>
Other Personnel Expense	7,020	7,020	2,340	4,680	<b>66.7%</b>
Office Expense & Supplies	2,200	2,200	436	1,764	80.2%
Food & Kitchen Expenses	100	100	-	100	100.0%
Telephone & Utilities	1,100	1,100	-	1,100	100.0%
Maintenance & Repair	49,557	49,557	2,620	46,937	94.7%
Professional Services	500	500	-	500	100.0%
Other Services & Charges	5,549	5,549	720	4,829	87.0%
Other Expenses	1,000	1,000	-	1,000	100.0%
Total	\$ 628,741	\$ 628,741	\$ 190,243	\$ 438,498	<b>69.7%</b>

	Original FY 2018 / 19 Budget	Adjusted FY 2018 / 19 Budget	Year to Date Activity	Available Balance	Percent of Budget Available
<b>3850 Constable 5</b>					
Salaries	\$ 587,407	\$ 587,407	\$ 172,621	\$ 414,786	70.6%
Salaries Overtime	6,338	6,338	-	6,338	100.0%
Other Salary & Supplements	31,020	31,020	10,258	20,762	<b>66.9%</b>
Employee Benefits	274,468	274,468	98,530	175,938	<b>64.1%</b>
Office Expense & Supplies	5,200	5,200	251	4,949	95.2%
Telephone & Utilities	3,600	3,600	-	3,600	100.0%
Maintenance & Repair	89,980	89,980	17,568	72,412	80.5%
Professional Services	800	800	405	395	<b>49.4%</b>
Other Services & Charges	26,571	26,571	2,208	24,363	91.7%
Other Expenses	3,000	3,000	996	2,004	<b>66.8%</b>
Travel	3,200	3,200	591	2,609	81.5%
Total	<u>\$ 1,031,584</u>	<u>\$ 1,031,584</u>	<u>\$ 303,427</u>	<u>\$ 728,157</u>	<u>70.6%</u>
<b>Total Law Enforcement &amp; Corrections</b>	<u>\$ 31,715,288</u>	<u>\$ 31,715,288</u>	<u>\$ 9,268,215</u>	<u>\$ 22,447,073</u>	<u>70.8%</u>
<b>Social Services</b>					
<b>4110 Social Services-Administration</b>					
Salaries	\$ 709,421	\$ 709,421	\$ 184,657	\$ 524,764	74.0%
Salaries Overtime	-	19	19	0	<b>1.4%</b>
Other Salary & Supplements	5,700	5,700	1,754	3,946	<b>69.2%</b>
Employee Benefits	268,420	268,420	80,965	187,455	<b>69.8%</b>
Other Personnel Expense	14,401	14,401	5,096	9,305	<b>64.6%</b>
Office Expense & Supplies	8,100	7,400	1,237	6,163	83.3%
Telephone & Utilities	700	700	(14,999)	15,699	2242.7%
Maintenance & Repair	1,000	981	-	981	100.0%
Professional Services	26,511	26,511	-	26,511	100.0%
Special Personnel Services	-	700	303	398	<b>56.8%</b>
Other Services & Charges	37,231	37,231	12,673	24,558	<b>66.0%</b>
Other Expenses	11,194	11,194	2,941	8,253	73.7%
Travel	1,100	1,100	-	1,100	100.0%
Total	<u>\$ 1,083,778</u>	<u>\$ 1,083,778</u>	<u>\$ 274,645</u>	<u>\$ 809,133</u>	<u>74.7%</u>
<b>4120 Direct Social Services</b>					
Food & Kitchen Expenses	\$ 38,000	\$ 38,000	\$ 10,406	\$ 27,594	72.6%
Telephone & Utilities	202,170	202,170	42,067	160,103	79.2%
Other Services & Charges	324,844	324,844	100,963	223,881	<b>68.9%</b>
Total	<u>\$ 565,014</u>	<u>\$ 565,014</u>	<u>\$ 153,436</u>	<u>\$ 411,578</u>	<u>72.8%</u>

	Original FY 2018 / 19 Budget	Adjusted FY 2018 / 19 Budget	Year to Date Activity	Available Balance	Percent of Budget Available
<b>4130 Children Protective Services</b>					
Salaries	\$ 30,318	\$ 30,318	\$ 8,748	\$ 21,570	71.1%
Employee Benefits	14,240	14,240	4,777	9,463	66.5%
Office Expense & Supplies	1,120	1,120	714	406	36.2%
Maintenance & Repair	290	290	-	290	100.0%
Professional Services	400	400	-	400	100.0%
Other Services & Charges	56,600	56,600	20,876	35,724	63.1%
Travel	1,000	1,000	18	982	98.2%
Total	\$ 103,968	\$ 103,968	\$ 35,133	\$ 68,835	66.2%
<b>4190 Senior Community Services</b>					
Salaries	\$ 488,742	\$ 488,742	\$ 140,951	\$ 347,791	71.2%
Salaries Overtime	1,000	1,000	127	873	87.3%
Other Salary & Supplements	30,840	30,840	6,043	24,797	80.4%
Employee Benefits	234,667	234,667	79,147	155,520	66.3%
Office Expense & Supplies	7,500	7,500	3,436	4,064	54.2%
Food & Kitchen Expenses	160,000	160,000	47,005	112,995	70.6%
Telephone & Utilities	5,020	5,020	253	4,767	95.0%
Maintenance & Repair	40,584	40,584	10,125	30,459	75.1%
Professional Services	900	900	-	900	100.0%
Other Services & Charges	6,735	6,735	1,170	5,565	82.6%
Other Expenses	5,909	5,909	1,929	3,980	67.4%
Total	\$ 981,897	\$ 981,897	\$ 290,185	\$ 691,712	70.4%
<b>4195 Hilltop Community Services</b>					
Salaries	\$ 38,337	\$ 38,337	\$ 11,048	\$ 27,289	71.2%
Employee Benefits	15,926	15,926	5,241	10,685	67.1%
Office Expense & Supplies	2,500	2,500	224	2,276	91.0%
Maintenance & Repair	300	300	-	300	100.0%
Professional Services	450	450	-	450	100.0%
Other Expenses	1,800	1,800	483	1,317	73.1%
Total	\$ 59,313	\$ 59,313	\$ 16,997	\$ 42,316	71.3%
<b>4300 Social Mental Services</b>					
Special Personnel Services	43,847	43,847	500	43,347	98.9%
Other Services & Charges	98,214	98,214	18,155	80,059	81.5%
Total	\$ 142,061	\$ 142,061	\$ 18,655	\$ 123,406	86.9%
<b>Total Social Services</b>	<u>\$ 2,936,031</u>	<u>\$ 2,936,031</u>	<u>\$ 789,051</u>	<u>\$ 2,146,980</u>	73.1%

	Original FY 2018 / 19 Budget	Adjusted FY 2018 / 19 Budget	Year to Date Activity	Available Balance	Percent of Budget Available
<b>Health, Safety &amp; Sanitation</b>					
<b>5100</b>	<b>Emergency Services</b>				
Other Services & Charges	\$ 39,540	\$ 39,540	\$ 10,000	\$ 29,540	74.7%
Total	\$ 39,540	\$ 39,540	\$ 10,000	\$ 29,540	74.7%
<b>5105</b>	<b>Emergency Management</b>				
Salaries	\$ 108,796	\$ 108,796	\$ 30,345	\$ 78,451	72.1%
Salaries Overtime	-	-	1,997	(1,997)	<b>0.0%</b>
Employee Benefits	31,255	31,255	8,519	22,736	72.7%
Office Expense & Supplies	4,600	4,600	1,967	2,633	<b>57.2%</b>
Telephone & Utilities	10,235	10,235	894	9,341	91.3%
Maintenance & Repair	7,500	7,500	274	7,226	96.3%
Professional Services	3,000	3,000	255	2,745	91.5%
Other Services & Charges	26,461	26,461	11,355	15,106	<b>57.1%</b>
Other Expenses	150	150	446	(296)	<b>-197.1%</b>
Travel	6,000	6,000	533	5,467	91.1%
Total	\$ 197,997	\$ 197,997	\$ 56,586	\$ 141,411	71.4%
<b>5200</b>	<b>911 Program</b>				
Salaries	\$ 34,115	\$ 34,115	\$ 9,840	\$ 24,275	71.2%
Salaries Overtime	-	-	-	-	<b>0.0%</b>
Other Salary & Supplements	780	780	240	540	<b>69.2%</b>
Employee Benefits	15,199	15,199	5,056	10,143	<b>66.7%</b>
Office Expense & Supplies	523	523	49	474	90.6%
Telephone & Utilities	420	420	-	420	100.0%
Maintenance & Repair	1,860	1,860	55	1,805	97.1%
Professional Services	700	700	-	700	100.0%
Other Services & Charges	565	565	142	423	74.9%
Travel	600	600	-	600	100.0%
Total	\$ 54,762	\$ 54,762	\$ 15,382	\$ 39,380	71.9%

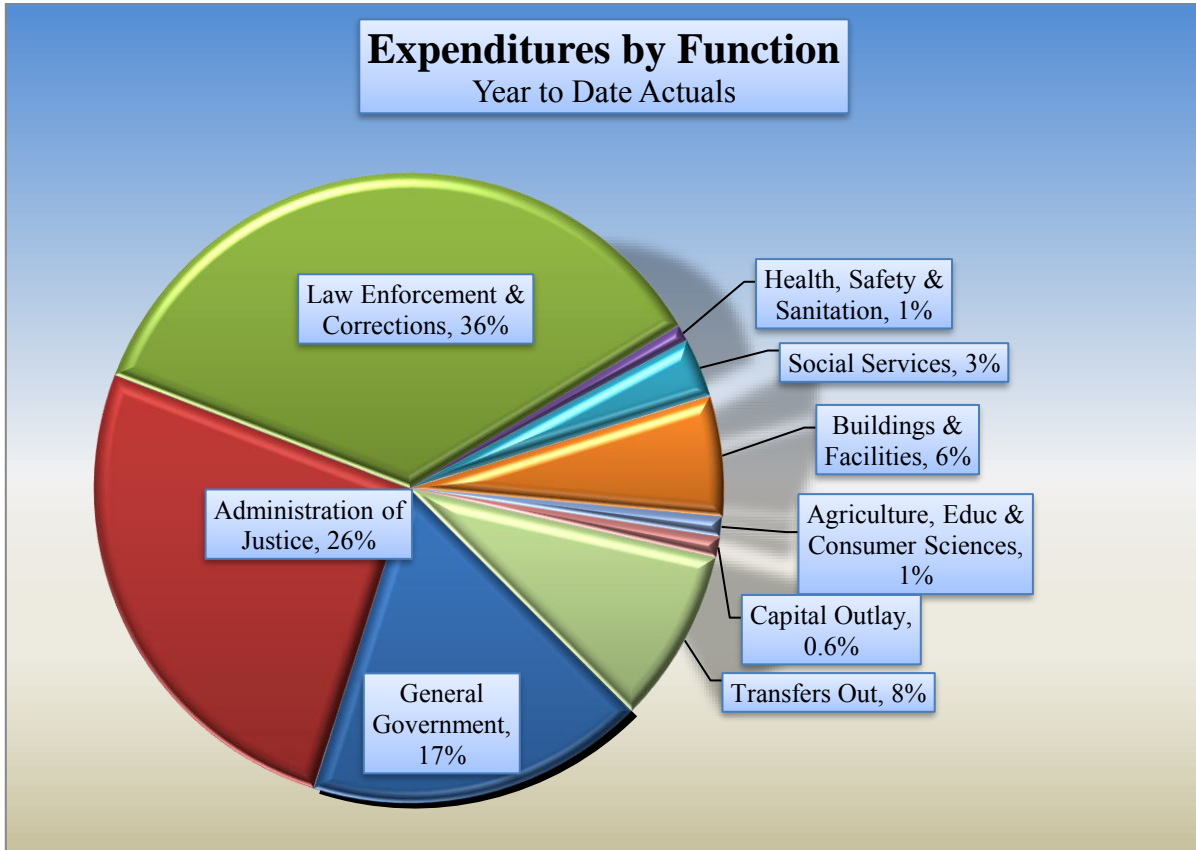
	Original FY 2018 / 19 Budget	Adjusted FY 2018 / 19 Budget	Year to Date Activity	Available Balance	Percent of Budget Available
<b>5220 Environmental Enforcement</b>					
Salaries	\$ 75,869	\$ 75,869	\$ 21,882	\$ 53,987	71.2%
Salaries Overtime	1,000	1,000	-	1,000	100.0%
Other Salary & Supplements	720	720	222	498	<b>69.2%</b>
Employee Benefits	25,298	25,298	8,595	16,703	<b>66.0%</b>
Office Expense & Supplies	800	800	78	722	90.2%
Telephone & Utilities	7,741	7,741	2,924	4,817	<b>62.2%</b>
Maintenance & Repair	11,717	11,717	2,739	8,978	76.6%
Professional Services	11,575	11,575	5,053	6,522	<b>56.3%</b>
Other Services & Charges	1,750	1,750	228	1,522	87.0%
Travel	2,088	2,088	516	1,572	75.3%
Total	\$ 138,558	\$ 138,558	\$ 42,237	\$ 96,321	<b>69.5%</b>
<b>5330 Animal Control</b>					
Salaries	\$ 198,030	\$ 198,030	\$ 58,656	\$ 139,374	70.4%
Salaries Overtime	6,500	6,500	757	5,743	88.4%
Other Salary & Supplements	1,440	1,440	443	997	<b>69.2%</b>
Employee Benefits	82,937	82,937	33,107	49,830	<b>60.1%</b>
Office Expense & Supplies	2,900	2,900	654	2,246	77.4%
Food & Kitchen Expenses	2,500	2,500	24	2,476	99.0%
Telephone & Utilities	6,155	6,155	201	5,954	96.7%
Maintenance & Repair	32,499	32,499	5,744	26,755	82.3%
Professional Services	1,000	1,000	-	1,000	100.0%
Other Services & Charges	7,638	7,638	1,576	6,062	79.4%
Other Expenses	1,229	1,229	309	920	74.8%
Travel	1,000	1,000	-	1,000	100.0%
Total	\$ 343,828	\$ 343,828	\$ 101,472	\$ 242,356	70.5%
<b>Total Health, Safety &amp; Sanitation</b>	<b>\$ 774,685</b>	<b>\$ 774,685</b>	<b>\$ 225,676</b>	<b>\$ 549,009</b>	<b>70.9%</b>

	Original FY 2018 / 19 Budget	Adjusted FY 2018 / 19 Budget	Year to Date Activity	Available Balance	Percent of Budget Available
<b>Agriculture, Educ &amp; Consumer Scs</b>					
<b>6110 Agricultural Extension</b>					
Salaries	\$ 121,504	\$ 121,504	\$ 33,229	\$ 88,275	72.7%
Other Salary & Supplements	53,895	53,895	16,583	37,312	<b>69.2%</b>
Employee Benefits	65,363	65,363	18,036	47,327	72.4%
Office Expense & Supplies	3,690	3,690	1,048	2,642	71.6%
Telephone & Utilities	2,200	2,200	-	2,200	100.0%
Maintenance & Repair	16,063	16,063	2,550	13,513	84.1%
Professional Services	1,225	1,225	-	1,225	100.0%
Other Services & Charges	6,038	6,038	4,100	1,938	<b>32.1%</b>
Other Expenses	6,250	6,250	1,659	4,591	73.5%
Travel	12,000	12,000	445	11,555	96.3%
Total	\$ 288,228	\$ 288,228	\$ 77,649	\$ 210,579	73.1%
<b>6210 Family &amp; Consumer Sciences</b>					
Salaries	\$ 30,318	\$ 30,318	\$ 8,756	\$ 21,562	71.1%
Other Salary & Supplements	21,441	21,441	6,597	14,844	<b>69.2%</b>
Employee Benefits	18,761	18,761	5,363	13,398	71.4%
Office Expense & Supplies	2,850	2,850	234	2,616	91.8%
Food & Kitchen Expenses	300	300	-	300	100.0%
Telephone & Utilities	2,700	2,700	362	2,338	86.6%
Maintenance & Repair	5,620	5,620	1,202	4,418	78.6%
Professional Services	1,000	1,000	25	975	97.5%
Other Services & Charges	805	805	281	524	<b>65.1%</b>
Other Expenses	6,250	6,250	1,659	4,591	73.5%
Travel	3,000	3,000	739	2,261	75.4%
Total	\$ 93,045	\$ 93,045	\$ 25,218	\$ 67,827	72.9%

	Original FY 2018 / 19 Budget	Adjusted FY 2018 / 19 Budget	Year to Date Activity	Available Balance	Percent of Budget Available
<b>6310 County Library</b>					
Salaries	\$ 266,696	\$ 266,696	\$ 78,179	\$ 188,517	70.7%
Other Salary & Supplements	42,045	42,045	11,640	30,405	72.3%
Employee Benefits	112,224	112,224	40,602	71,622	<b>63.8%</b>
Other Personnel Expense	17,500	17,500	3,771	13,729	78.5%
Office Expense & Supplies	24,500	23,500	4,110	19,390	82.5%
Telephone & Utilities	1,450	1,450	157	1,293	89.2%
Maintenance & Repair	4,000	7,000	11	6,989	99.8%
Professional Services	21,000	21,000	5,401	15,599	74.3%
Other Services & Charges	60,350	56,350	18,936	37,414	<b>66.4%</b>
Other Expenses	7,000	7,000	1,539	5,461	78.0%
Travel	4,000	6,000	1,121	4,879	81.3%
Total	<u>\$ 560,765</u>	<u>\$ 560,765</u>	<u>\$ 165,467</u>	<u>\$ 395,298</u>	<u>70.5%</u>
<b>Total Agriculture, Education &amp; Consumer Sciences</b>	<u>\$ 942,038</u>	<u>\$ 942,038</u>	<u>\$ 268,334</u>	<u>\$ 673,704</u>	<u>71.5%</u>
<b>Capital Outlay</b>					
<b>1900 Capital Outlay</b>					
Office Expense & Supplies	\$ 145,000	\$ 145,000	\$ 34,908	\$ 110,092	75.9%
Maintenance & Repair	85,000	85,000	41,592	43,408	<b>51.1%</b>
Reserve Appropriations	237,695	237,695	-	237,695	100.0%
Capital Outlay	590,000	590,000	204,841	385,159	<b>65.3%</b>
Total	<u>\$ 1,057,695</u>	<u>\$ 1,057,695</u>	<u>\$ 281,341</u>	<u>\$ 776,354</u>	<u>73.4%</u>
<b>Total Capital Outlay</b>	<u>\$ 1,057,695</u>	<u>\$ 1,057,695</u>	<u>\$ 281,341</u>	<u>\$ 776,354</u>	<u>73.4%</u>
<b>Transfers Out</b>					
<b>9110 Transfers</b>					
Operating Transfers-Out	\$ 8,564,215	\$ 8,564,215	\$ 2,338,920	\$ 6,225,295	72.7%
Total	<u>\$ 8,564,215</u>	<u>\$ 8,564,215</u>	<u>\$ 2,338,920</u>	<u>\$ 6,225,295</u>	<u>72.7%</u>
<b>Total Transfers Out</b>	<u>\$ 8,564,215</u>	<u>\$ 8,564,215</u>	<u>\$ 2,338,920</u>	<u>\$ 6,225,295</u>	<u>72.7%</u>
<b>Grand Total General Fund</b>	<u>\$ 98,981,128</u>	<u>\$ 98,981,128</u>	<u>\$ 26,102,508</u>	<u>\$ 72,878,620</u>	<u>73.6%</u>

**Nueces County, Texas  
General Fund  
January 31, 2019**

**General Fund Expenditures by Function  
Year to Date Actuals**



<b>Function</b>	<b>Year to Date Actuals</b>	<b>Percent of Total</b>
General Government	\$4,542,785	17%
Administration of Justice	6,771,800	26%
Law Enforcement & Corrections	9,270,137	36%
Health, Safety & Sanitation	225,676	1%
Social Services	789,051	3%
Buildings & Facilities	1,613,067	6%
Agriculture, Educ & Consumer Sciences	268,334	1%
Capital Outlay	282,064	1%
Transfers Out	2,338,920	9%
<b>Total</b>	<b>\$26,101,833</b>	<b>100%</b>



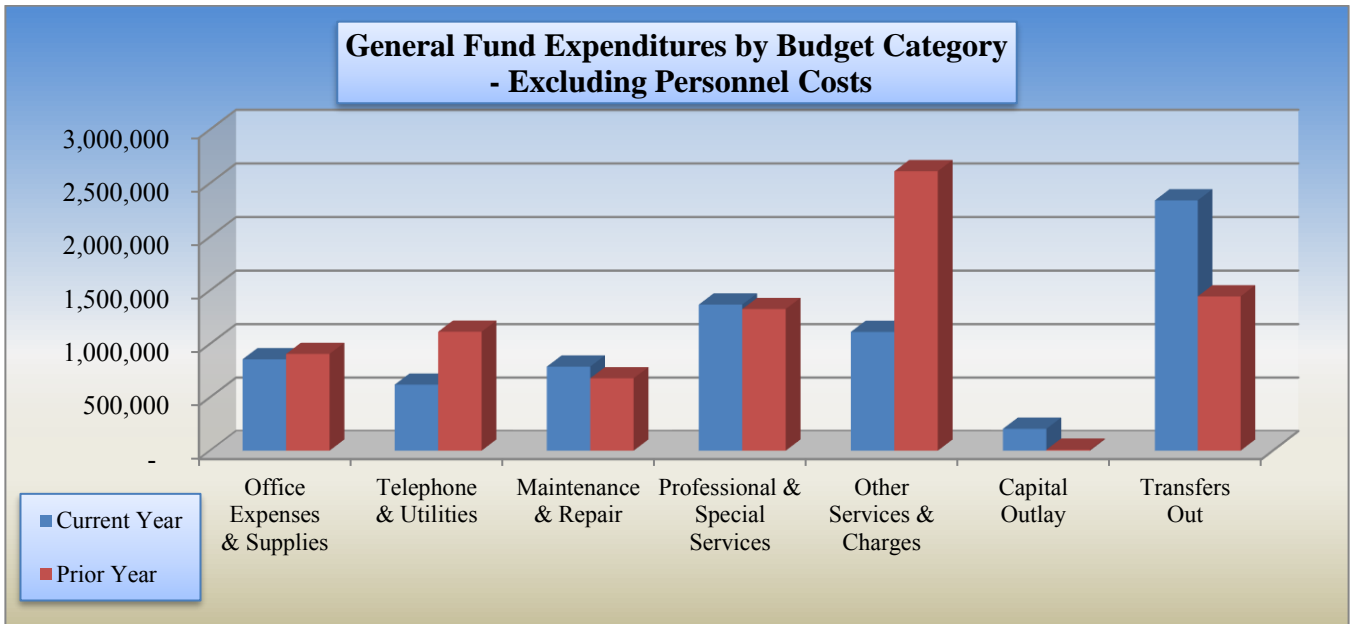
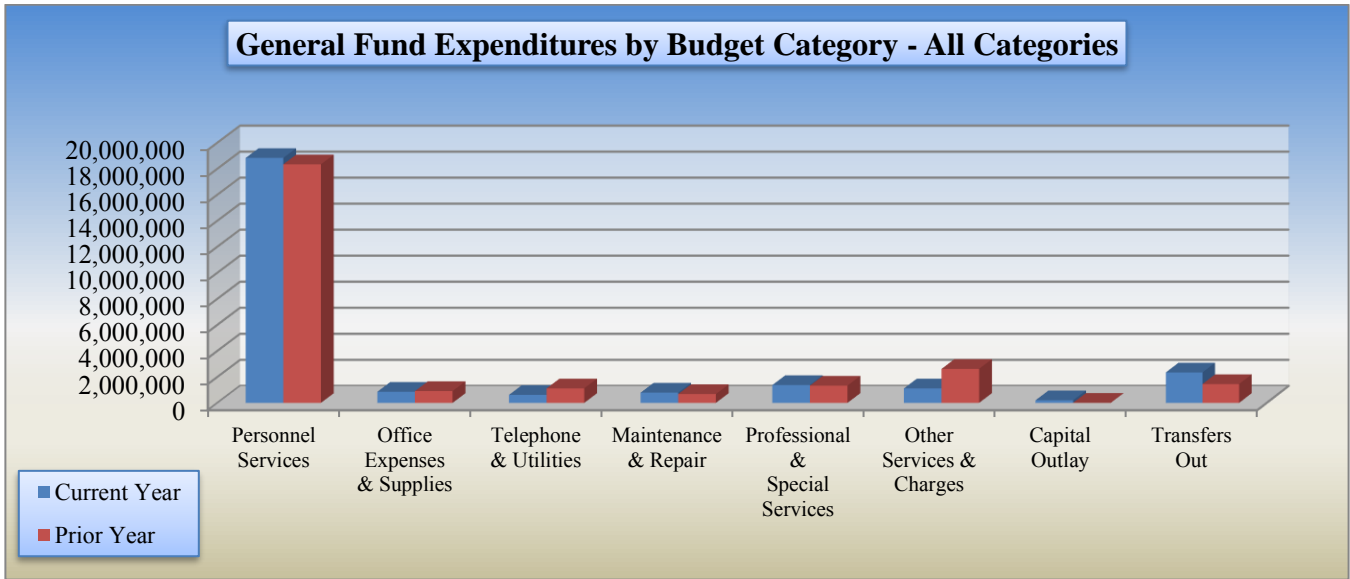
**Nueces County, Texas**  
**Comparison of Current Year to Prior Year Expenditures**  
**General Fund**  
**January 2018 vs January 2019**

	2018 - 2019 Fiscal Year to Date <u>Actual</u>	2017 - 2018 Prior Year to Date <u>Actual</u>	Increase (Decrease)	Current to Prior Year Percentage Change
Salaries and Supplements	\$ 12,936,191	\$ 12,571,481	\$ 364,710	2.9%
Employee Benefits	5,783,565	5,651,671	131,894	2.3%
Other Personnel Expense	101,545	104,184	(2,638)	-2.5%
Office Expense & Supplies	397,350	441,553	(44,203)	-10.0%
Food & Kitchen Expenses	457,948	463,577	(5,630)	-1.2%
Telephone & Utilities	617,394	1,112,637	(495,242)	-44.5%
Maint & Repair	786,559	677,077	109,482	16.2%
Professional Services	281,619	361,025	(79,405)	-22.0%
Special Personnel Services	1,085,279	964,138	121,142	12.6%
Other Services & Charges	909,469	2,402,408	(1,492,939)	-62.1%
Other Expense	134,909	152,299	(17,390)	-11.4%
Travel	66,918	56,043	10,875	19.4%
Capital Outlay	204,841	9,499	195,342	2056.4%
Transfer to Other Funds	2,338,920	1,443,633	895,287	62.0%
<b>Total General Fund Expenditures</b>	<b>\$ <u>26,102,508</u></b>	<b>\$ <u>26,411,224</u></b>	<b>\$ <u>(308,716)</u></b>	<b>-1.2%</b>

	Personnel Services	Office Expenses & Supplies	Telephone & Utilities	Maintenance & Repair	Professional & Special Services	Other Services & Charges	Capital Outlay	Transfers Out	Total
Current Year	18,821,301	855,298	617,394	786,559	1,366,899	1,111,296	204,841	2,338,920	26,102,508
Prior Year	18,327,336	905,130	1,112,637	677,077	1,325,163	2,610,750	9,499	1,443,633	26,411,224

**Nueces County, Texas  
General Fund  
January 31, 2019**

**General Fund 2 Year Comparison  
Year to Date Actuals**



**Nueces County, Texas**  
**Statement of Expenditures Budget to Actual**  
**Road and Bridge Fund**  
**January 31, 2019**

	Original FY 2018/19 Budget	Adjusted FY 2018/19 Budget	Year to Date Activity	Available Balance	Percent of Budget Available
<b><u>Road &amp; Bridge</u></b>					
Salaries	\$ 2,650,433	\$ 2,650,433	\$ 633,287	\$ 2,017,146	76%
Employee Benefits	1,146,975	1,146,975	363,100	783,875	68%
Other Personnel Expense	10,688	10,688	3,289	7,399	69%
Office Expense & Supplies	16,386	16,386	6,493	9,893	60%
Telephone & Utilities	111,632	111,632	8,371	103,261	93%
Maint & Repair -Equip &	395,000	395,000	102,530	292,470	74%
Gasoline & Fuel	325,000	325,000	58,673	266,327	82%
Maint & Repair -Bldgs & Grounds	110,000	110,000	8,198	101,802	93%
Maint & Repair -Roads & Bridges	2,634,000	2,634,000	807,644	1,826,356	69%
Professional Services	70,000	70,000	2,349	67,651	97%
Reserve Apropriation	100,000	100,000	-	100,000	100%
Other Services & Charges	92,299	92,299	13,298	79,001	86%
Other Expense	9,300	9,300	3,070	6,230	67%
Travel	6,000	6,000	-	6,000	100%
Capital Outlay	527,604	527,604	357,831	169,774	32%
Operating Transfers-Out	16,080	16,080	4,020	12,060	75%
<b>Subtotal - Road &amp; Bridge</b>	<b>\$ 8,221,397</b>	<b>\$ 8,221,397</b>	<b>\$ 2,372,152</b>	<b>\$ 5,849,245</b>	<b>71%</b>
<b><u>Engineering</u></b>					
Salaries	\$ 476,951	\$ 476,951	\$ 120,056	\$ 356,895	75%
Employee Benefits	177,178	177,178	54,772	122,406	69%
Other Personnel Expense	13,800	13,800	2,622	11,178	81%
Office Expense & Supplies	7,550	7,550	381	7,169	95%
Maint & Repair -Equip &	3,000	3,000	25	2,975	99%
Gasoline / Fuel	3,000	3,000	1,308	1,692	56%
Professional Services	22,966	22,966	655	22,311	97%
Other Services & Charges	12,405	12,405	360	12,045	97%
Travel	4,300	4,300	-	4,300	100%
Travel	4,000	4,000	211	3,789	95%
Capital Outlay	8,000	8,000	-	8,000	100%
<b>Subtotal Engineering</b>	<b>\$ 733,150</b>	<b>\$ 733,150</b>	<b>\$ 180,390</b>	<b>\$ 552,760</b>	<b>75%</b>
Road & Bridge Operating Net	<b>\$ 7,488,247</b>	<b>\$ 7,488,247</b>	<b>\$ 2,191,763</b>	<b>\$ 5,296,484</b>	
<b><u>Road Right of Way</u></b>					
Professional Services	\$ -	\$ -	\$ -	\$ -	0%
Other Services & Charges	127,666	127,666	-	127,666	100%
<b>Subtotal - Road Right of Way</b>	<b>\$ 127,666</b>	<b>\$ 127,666</b>	<b>\$ -</b>	<b>\$ 127,666</b>	<b>100%</b>
Total Expenditures Road & Bridge	<b>\$ 9,082,213</b>	<b>\$ 9,082,213</b>	<b>\$ 2,552,542</b>	<b>\$ 6,529,671</b>	<b>72%</b>

**Nueces County, Texas**  
**Comparison of Current Year to Prior Year Expenditures**  
**Road and Bridge Fund**  
**January 2018 vs January 2019**

<b><u>Road &amp; Bridge</u></b>	2018 - 19 Fiscal Year to Date <u>Actual</u>	2017 - 18 Prior Year to Date <u>Actual</u>	Increase (Decrease)	Current to Prior Year Percentage Change
Salaries	\$ 753,343	\$ 759,060	\$ (5,717)	-0.8%
Employee benefits	417,871	420,391	(2,520)	-0.6%
Other Personnel Expense	5,910	7,535	(1,625)	-21.6%
Office Expense & Supplies	6,874	7,321	(447)	-6.1%
Telephone & Utilities	8,371	24,976	(16,605)	-66.5%
Maintenance & Repair	978,378	1,320,014	(341,636)	-25.9%
Professional Services	3,004	14,219	(11,215)	-78.9%
Other Services & Charges	13,659	30,276	(16,617)	-54.9%
Other Expense	3,070	3,043	27	0.9%
Travel	211	1,891	(1,680)	-88.8%
Capital Outlay	357,831	491,380	(133,550)	-27.2%
Transfer to Other Funds	4,020	-	4,020	0.0%
<b>Total Expenditures Road &amp; Bridge</b>	<b>\$ <u>2,552,542</u></b>	<b>\$ <u>3,080,106</u></b>	<b>\$ <u>(527,564)</u></b>	<b>-17.1%</b>

**Nueces County, Texas**  
**Statement of Expenditures Budget to Actual**  
**Inland and Coastal Parks Fund**  
**January 31, 2019**

	Original FY 2018/19 Budget	Adjusted FY 2018/19 Budget	Year to Date Activity	Remaining Balance	Percent of Budget Available
<b><u>Inland Parks</u></b>					
Salaries	\$ 733,461	\$ 733,461	\$ 195,994	\$ 537,467	73.3%
Employee Benefits	346,461	346,461	128,842	217,619	62.8%
Office Expense & Supplies	15,531	15,531	6,061	9,470	61.0%
Telephone & Utilities	197,520	197,520	35,877	161,643	81.8%
Maint & Repair - Equip & Veh	50,000	50,000	57,528	(7,528)	-15.1%
Gasoline/Fuel	55,000	55,000	-	55,000	100.0%
Maint & Repair - Bldg & Grounds	223,499	223,499	22,429	201,070	90.0%
Professional Services	5,000	5,000	-	5,000	100.0%
Other Services & Charges	39,712	39,712	6,292	33,420	84.2%
Other Expense	1,200	1,200	309	891	74.2%
Travel	500	500	-	500	100.0%
Capital Outlay	164,734	164,734	39,099	125,635	76.3%
<b>Total Expenditures - Inland Parks</b>	<b>\$ 1,832,618</b>	<b>\$ 1,832,618</b>	<b>\$ 492,432</b>	<b>\$ 1,340,186</b>	<b>73.1%</b>
<b><u>Coastal Parks</u></b>					
Salaries	\$ 821,405	\$ 821,405	\$ 177,746	\$ 643,659	78.4%
Employee Benefits	302,713	302,713	91,418	211,295	69.8%
Office Expense & Supplies	22,300	29,200	3,815	25,385	86.9%
Telephone & Utilities	585,000	585,000	62,879	522,121	89.3%
Maint & Repair - Equip & Veh	30,000	30,000	12,893	17,107	57.0%
Gasoline/Fuel	38,428	38,428	-	38,428	100.0%
Maint & Repair - Bldg & Grounds	194,000	194,000	49,078	144,922	74.7%
Professional Services	70,000	70,000	(11,774)	81,774	116.8%
Special Personnel Services	4,900	4,900	-	4,900	100.0%
Other Services & Charges	348,378	348,378	3,252	345,126	99.1%
Other Expense	88,325	88,325	2,005	86,320	97.7%
Travel	4,000	4,000	455	3,545	88.6%
Capital Outlay	56,565	49,665	-	49,665	100.0%
<b>Subtotal - Coastal Parks</b>	<b>\$ 2,566,014</b>	<b>\$ 2,566,014</b>	<b>\$ 391,768</b>	<b>\$ 2,174,246</b>	<b>84.7%</b>
<b><u>Beach Improvements</u></b>					
Salaries	\$ 40,000	\$ 33,000	\$ -	\$ 33,000	100.0%
Maint & Repair - Equip & Veh	20,000	20,000	-	20,000	100.0%
Maint & Repair - Bldg & Grounds	20,000	20,000	200	19,800	99.0%
Professional Services	20,000	27,000	26,274	726	2.7%
Contingency Appropriations	128,186	128,186	-	128,186	100.0%
<b>Subtotal - Beach Improvements</b>	<b>\$ 228,186</b>	<b>\$ 228,186</b>	<b>\$ 26,474</b>	<b>\$ 201,712</b>	<b>88.4%</b>
<b><u>Pier Fund</u></b>					
Salaries	\$ 81,767	\$ 81,767	\$ 13,765	\$ 68,002	83.2%
Employee Benefits	6,825	6,825	1,129	5,696	83.5%
Telephone & Utilities	3,500	3,500	1,169	2,331	66.6%
Maint & Repair Bldg & Grounds	3,500	3,500	75	3,425	97.9%
Other Services & Charges	1,000	1,000	68	932	93.2%
Transfer to Other Funds	200,000	200,000	-	200,000	100.0%
<b>Subtotal - Pier Fund</b>	<b>\$ 296,592</b>	<b>\$ 296,592</b>	<b>\$ 16,205</b>	<b>\$ 280,387</b>	<b>94.5%</b>
<b>Total Expenditures Coastal Parks</b>	<b>\$ 3,090,792</b>	<b>\$ 3,090,792</b>	<b>\$ 434,447</b>	<b>\$ 2,656,345</b>	<b>85.9%</b>

**Nueces County, Texas**  
**Comparison of Current Year to Prior Year Expenditures**  
**Inland and Coastal Parks Fund**  
**January 2018 vs January 2019**

	2018 - 19 Fiscal Year to Date Activity	2017 - 18 Prior Year to Date Activity	Increase (Decrease)	Current to Prior Year Percentage Change
<b><u>Inland Parks</u></b>				
Salaries	\$ 195,994	\$ 196,956	\$ (962)	0%
Employee Benefits	128,842	123,346	5,496	4%
Office Expense & Supplies	6,061	5,287	774	15%
Telephone & Utilities	35,877	48,794	(12,917)	-26%
Maintenance & Repair	62,174	82,820	(20,646)	-25%
Gasoline/Fuel	17,783	15,062	2,720	18%
Professional Services	-	6,000	(6,000)	-100%
Other Services & Charges	6,292	12,380	(6,087)	-49%
Other Expense	309	381	(72)	-19%
Capital Outlay	39,099	23,806	15,293	64%
<b>Total Expenditures - Inland Parks</b>	<b>\$ 492,432</b>	<b>\$ 514,833</b>	<b>\$ (22,401)</b>	<b>-4%</b>
<b><u>Coastal Parks</u></b>				
Salaries	\$ 177,746	\$ 201,358	\$ (23,612)	-12%
Employee Benefits	91,418	104,336	(12,918)	-12%
Other Personnel Expense	-	1,994	(1,994)	-100%
Office Expense & Supplies	3,815	4,609	(794)	-17%
Telephone & Utilities	62,879	134,894	(72,014)	-53%
Maintenance & Repair	61,972	38,943	23,029	59%
Professional Services	(11,774)	1,596	(13,370)	-838%
Other Services & Charges	3,252	73,489	(70,237)	-96%
Other Expense	2,005	16,530	(14,525)	-88%
Travel	455	-	455	0%
<b>Subtotal - Coastal Parks</b>	<b>\$ 391,768</b>	<b>\$ 580,399</b>	<b>\$ (188,631)</b>	<b>-33%</b>
<b><u>Beach Improvements</u></b>				
Maint & Repair	\$ 200	\$ (13,430)	\$ 13,630	0%
Professional Services	26,274	14,000	12,274	88%
<b>Subtotal - Beach Improvements</b>	<b>\$ 26,474</b>	<b>\$ 570</b>	<b>\$ 25,903</b>	<b>4542%</b>
<b><u>Pier Fund</u></b>				
Salaries	\$ 13,765	\$ 18,062	\$ (4,297)	-24%
Employee Benefits	1,129	1,488	(360)	-24%
Telephone & Utilities	1,169	881	287	33%
Maint & Repair Bldg & Grounds	75	-	75	0%
Other Services & Charges	68	55	14	25%
<b>Subtotal - Pier Fund</b>	<b>\$ 16,205</b>	<b>\$ 20,486</b>	<b>\$ (4,281)</b>	<b>-21%</b>
<b>Total Expenditures Coastal Parks</b>	<b>\$ 434,447</b>	<b>\$ 601,455</b>	<b>\$ (167,008)</b>	<b>-28%</b>

**Nueces County, Texas**  
**Statement of Expenditures Budget to Actual**  
**Airport Fund**  
**January 31, 2019**

	Original FY 2018/19 Budget	Adjusted FY 2018/19 Budget	Year to Date Activity	Balance	Percent of Budget Available
<b>Airport</b>					
Salaries	\$ 41,202	\$ 41,202	\$ 12,678	\$ 28,524	69.2%
Employee Benefits	17,211	17,211	6,525	10,686	62.1%
Office Expense & Supplies	4,500	5,864	489	5,375	91.7%
Telephone & Utilities	35,248	35,248	2,450	32,798	93.1%
Maintenance & Repair - Equipment & Vehicles	4,100	4,100	-	4,100	100.0%
Gasoline/Fuel	3,000	3,000	-	3,000	100.0%
Maintenance & Repair - Bldg & Grounds	29,109	29,109	12,028	17,081	58.7%
Professional Services	9,785	9,785	200	9,585	98.0%
Contingency Appropriations	31,364	30,000	-	30,000	100.0%
Other Services & Charges	6,788	6,788	147	6,641	97.8%
Other Expense	1,531	1,531	399	1,132	74.0%
Travel	2,000	2,000	206	1,794	89.7%
Transfer to Other Funds	50,000	50,000	-	50,000	100.0%
<b>Total Expenditures Airport</b>	<b>\$ 235,838</b>	<b>\$ 235,838</b>	<b>\$ 35,120</b>	<b>\$ 200,718</b>	<b>85.1%</b>

**Nueces County, Texas**  
**Comparison of Current Year to Prior Year Expenditures**  
**Airport Fund**  
**January 2018 vs January 2019**

	2018 - 19 Fiscal Year to Actual	2017 - 18 Prior Year to Actual	Increase (Decrease)	Current to Prior Year Percentage Change
<b>Airport</b>				
Salaries	\$ 12,678	\$ 12,429	\$ 250	2.0%
Employee Benefits	6,525	6,373	152	2.4%
Office Expense & Supplies	489	101	388	382.9%
Telephone & Utilities	2,450	5,650	(3,201)	-56.6%
Maintenance & Repair - Bldg & Grounds	12,028	5,483	6,545	119.4%
Professional Services	200	3,631	(3,431)	-94.5%
Other Services & Charges	147	2,275	(2,128)	-93.6%
Other Expense	399	509	(110)	-21.7%
Travel	206	-	206	0.0%
<b>Total Expenditures Airport</b>	<b>\$ 35,120</b>	<b>\$ 45,294</b>	<b>\$ (10,173)</b>	<b>-22.5%</b>

**Nueces County, Texas**  
**Commissioners Court – Special Revenue**  
**January 31, 2019**

	Original FY 2018/19 Budget	Adjusted FY 2018/19 Budget	Year to Date Activity	Available Balance
<b><u>County Judge - Department 0136</u></b>				
5350 Contingency Appropriation	\$ 425,069	\$ 419,592	\$ -	\$ 419,592
5410 Other Services & Charges	20,000	25,477	-	25,477
Total Expenditures	<b>\$ 445,069</b>	<b>\$ 445,069</b>	<b>\$ -</b>	<b>\$ 445,069</b>
<b><u>Commissioner Precinct 1 - Department 1387</u></b>				
5350 Contingency Appropriation	\$ 365,763	\$ 365,763	\$ -	\$ 365,763
5487 Outside Agencies	20,000	20,000	-	20,000
Total Expenditures	<b>\$ 385,763</b>	<b>\$ 385,763</b>	<b>\$ -</b>	<b>\$ 385,763</b>
<b><u>Commissioner Precinct 2 - Department 0137</u></b>				
5350 Contingency Appropriation	\$ 112,334	\$ 112,334	\$ -	\$ 112,334
5410 Other Services & Charges	20,000	20,000	-	20,000
Total Expenditures	<b>\$ 132,334</b>	<b>\$ 132,334</b>	<b>\$ -</b>	<b>\$ 132,334</b>
<b><u>Commissioner Precinct 2 - Department 1300</u></b>				
5350 Contingency Appropriation	\$ 4,204	\$ 4,204	\$ -	\$ 4,204
Total Expenditures	<b>\$ 4,204</b>	<b>\$ 4,204</b>	<b>\$ -</b>	<b>\$ 4,204</b>
<b><u>Commissioner Precinct 3 - Department 1388</u></b>				
5230 Telephone & Utilities	\$ -	\$ 3,920	\$ -	\$ 3,920
5260 Maint & Repair-Bldgs & Grounds	-	3,600	3,600	-
5350 Contingency Appropriation	392,975	385,455	-	385,455
5410 Other Services & Charges	20,000	20,000	-	20,000
Total Expenditures	<b>\$ 412,975</b>	<b>\$ 412,975</b>	<b>\$ 3,600</b>	<b>\$ 409,375</b>
<b><u>Commissioner Precinct 4 - Department 0138</u></b>				
5350 Contingency Appropriation	\$ 216,506	\$ 216,506	\$ -	\$ 216,506
5240 Maint & Repair-Equip & Vehicle	20,000	20,000	-	20,000
Total Expenditures	<b>\$ 236,506</b>	<b>\$ 236,506</b>	<b>\$ -</b>	<b>\$ 236,506</b>
Total	<b>\$ 1,616,851</b>	<b>\$ 1,616,851</b>	<b>\$ 3,600</b>	<b>\$ 1,613,251</b>



**Nueces County, Texas**  
**Commissioners Court - Diabetes Funds**  
**For the 4 Months Ended January 31, 2019**

County Judge Diabetic Fund - Project 511005		
	FY18-19 Appropriations	\$ 10,000
5221	Food & Edibles	(1,110)
5542	Travel, Food & Lodging	<u>(584)</u>
	Total Diabetes Expenses	<u>(1,694)</u>
	Available Balance	<u>\$ 8,306</u>
Commissioner Precinct 1 - Project 511001		
	FY18-19 Appropriations	<u>\$ 10,000</u>
	Total Diabetes Expenses	<u>-</u>
	Available Balance	<u>\$ 10,000</u>
Commissioner Precinct 2 - Project 511002		
	FY18-19 Appropriations	<u>\$ 10,000</u>
	Total Diabetes Expenses	<u>-</u>
	Available Balance	<u>\$ 10,000</u>
Commissioner Precinct 3 - Project 511003		
	FY18-19 Appropriations	<u>\$ 10,000</u>
	Total Diabetes Expenses	<u>-</u>
	Available Balance	<u>\$ 10,000</u>
Commissioner Precinct 4 - Project 511004		
	FY18-19 Appropriations	\$ 10,000
	Total Diabetes Expenses	<u>-</u>
	Available Balance	<u>\$ 10,000</u>
	<b>Total Annual Diabetes Fund</b>	<b>\$ 50,000</b>
	<b>Total Year-to-Date Expenses</b>	<b><u>(1,694)</u></b>
	<b>Available Balance</b>	<b><u><u>\$ 48,306</u></u></b>

**Nueces County, Texas**  
**Commissioners Court - RTA Funds**  
**January 31, 2019**

Project Code	Description	Adjusted Budget	Prior Years Expenditure	Current Year Expenditure	Current Encumbrance	RTA Budget Balance
<b>County Judge</b>						
130900	County Judge	109,864	25,000	-	-	84,864
	County Judge	<u>109,864</u>	<u>25,000</u>	<u>-</u>	<u>-</u>	<u>84,864</u>
<b>Commissioner Precinct 1</b>						
130901	Commissioner Precinct	169,667	-	-	-	169,667
	Commissioner Precinct	<u>169,667</u>	<u>-</u>	<u>-</u>	<u>-</u>	<u>169,667</u>
<b>Commissioner Precinct 2</b>						
130902	Commissioner Precinct	82,071	-	-	-	82,071
	Commissioner Precinct	<u>82,071</u>	<u>-</u>	<u>-</u>	<u>-</u>	<u>82,071</u>
<b>Commissioner Precinct 3</b>						
130903	Commissioner Precinct	135,851	24,245	38,124	-	73,483
	Commissioner Precinct	<u>135,851</u>	<u>24,245</u>	<u>38,124</u>	<u>-</u>	<u>73,483</u>
<b>Commissioner Precinct 4</b>						
130904	Commissioner Precinct	139,939	-	-	10,956	128,983
	Commissioner Precinct	<u>139,939</u>	<u>-</u>	<u>-</u>	<u>10,956</u>	<u>128,983</u>
<b>Total RTA Funds</b>		<u>637,392</u>	<u>49,245</u>	<u>38,124</u>	<u>10,956</u>	<u>539,067</u>



**SCHEDULES**  
(Unaudited)

**Nueces County, Texas**  
**Statement of Transfers In and Out by Fund**  
**January 31, 2019**

	<b>Transfers In</b>	<b>Transfers Out</b>
<b><u>I &amp; S Debt Service Fund</u></b>		
Special Revenue Fund	630,000	-
<b><u>General Fund</u></b>		
Airport Fund	-	15,950
Capital Projects Fund	-	200,000
Inland Park Fund	-	821,108
Road Fund	-	6,862
Special Revenue Fund	-	1,000,000
Stadium Fairgrnds	-	295,000
<b><u>Road Fund</u></b>		
Airport Fund	-	4,020
Capital Projects Fund	500,000	-
General Fund	6,862	-
<b><u>Special Revenue Fund</u></b>		
Debt Srvc Fund (I&S)	-	630,000
General Fund	1,000,000	-
Main Grant Fund	41,210	12,416
<b><u>Stadium/Fairgrounds Fund</u></b>		
General Fund	295,000	-
<b><u>Airport Fund</u></b>		
General Fund	15,950	-
Road Fund	4,020	-
<b><u>Inland Parks Fund</u></b>		
General Fund	821,108	-
<b><u>Coastal Parks Fund</u></b>		
Capital Projects	500,000	-
<b><u>Capital Projects Fund</u></b>		
Coastal Parks Fund	-	500,000
General Fund	200,000	-
Road Fund	-	500,000
<b><u>Main Grant Fund</u></b>		
Special Revenue Fund	12,416	41,210
<b>Total Financing Uses</b>	<b>\$ 4,026,565</b>	<b>\$ 4,026,565</b>

**Nueces County, Texas**  
**Capital Projects Budget to Actual**  
**January 31, 2019**

<u>Project Code</u>	<u>Description</u>	<u>Adjusted Project Budget</u>	<u>Prior Years Expenditures</u>	<u>Current Year Expenditures</u>	<u>Capital Project Budgets Balance</u>
<b>County Judge</b>					
19193000	Airport Improvements	\$ 1,559,285	\$ 57,478	\$ -	\$ 1,501,807
19193001	Airport Terminal Building	913,507	900,507	(493)	13,493
19193002	Airport Apron Expansion	527,209	43,000	111,867	372,342
19213000	County Judge	650,000	-	-	650,000
19010500	Capital Project Fund (Co Judge)	260,383	146,812	-	113,571
19010501	Juvenile Prob Facility Repair	100,000	77,250	-	22,750
	<b>County Judge</b>	<b>\$ 4,010,383</b>	<b>\$ 1,225,047</b>	<b>\$ 111,374</b>	<b>\$ 2,673,962</b>
<b>Commissioner Precinct 1</b>					
19152502	Precinct 1 Channel Maintenance	\$ 499,081	\$ 440,118	\$ -	\$ 58,963
19176001	Commissioner Pct 1 Unallocated	61,191	-	-	61,191
19194000	Commissioner Pct 1	70,906	-	-	70,906
19194001	County Road 52 Phase II	1,448,035	1,448,035	-	-
19194002	LBasell Youth Sports Complex	1,000,000	689,667	-	310,333
19214000	Commissioner Pct 1	437,337	-	-	437,337
19214001	Haven Park	125,000	49,492	-	75,508
19214003	CR 69 Drainage Improvements	522,663	522,663	-	-
19010600	Capital Project Fund (Pct 1)	350,000	130,929	-	219,071
	<b>Commissioner Precinct 1</b>	<b>\$ 4,514,212</b>	<b>\$ 3,280,903</b>	<b>\$ -</b>	<b>\$ 1,233,309</b>
<b>Commissioner Precinct 2</b>					
19010700	Capital Project Fund (Pct. 2)	\$ 371,110	\$ 125,015	\$ -	\$ 246,095
19152503	Precinct II Channel Maint	265,568	236,986	-	28,582
19195001	Bishop Fire Station Renovation	329,222	304,535	-	24,687
19195002	Amistad Veterans Memorial Park	250,000	185,064	-	64,936
19195003	Bishop Library Renovations	368,337	358,462	-	9,875
19195004	Bishop Senior Center Improveme	252,441	199,144	-	53,297
19195005	Petronila Retention Pond	750,000	3,083	-	746,917
19195006	Road Improvements	1,050,000	8,894	18,017	1,023,089
19215000	Commissioner Pct 2	1,000,000	-	-	1,000,000
	<b>Commissioner Precinct 2</b>	<b>\$ 4,636,678</b>	<b>\$ 1,421,182</b>	<b>\$ 18,017</b>	<b>\$ 3,197,479</b>
<b>Commissioner Precinct 3</b>					
19152504	Prct III Channel Maintenance	\$ 734,617	\$ 688,154	\$ -	\$ 46,463
19196000	Commissioner Pct 3	3,797	-	-	3,797
19196001	Keach Family Library Improvements	49,865	49,865	-	-
19196002	CR 36 Improvments	1,707,724	1,658,819	-	48,905
19196004	NC Parks Restroom Facility	206,633	206,633	-	-
19216000	Commissioner Pct 3	701,833	-	-	701,833
19010800	Capital Project Fund (Pct 3)	350,000	-	-	350,000
	<b>Commissioner Precinct 3</b>	<b>\$ 3,754,470</b>	<b>\$ 2,603,472</b>	<b>\$ -</b>	<b>\$ 1,150,999</b>

**Nueces County, Texas**  
**Capital Projects Budget to Actual**  
**January 31, 2019**

<u>Project Code</u>	<u>Description</u>	<u>Adjusted Project Budget</u>	<u>Prior Years Expenditures</u>	<u>Current Year Expenditures</u>	<u>Capital Project Budgets Balance</u>
<b>Commissioner Precinct 4</b>					
19151124	Ranger Station/Padre Balli Imp	\$ 394,000	\$ 394,000	\$ -	\$ -
19150101	Coastal Parks Unallocated	138,426	-	-	138,426
19197000	Commissioner Pct 4	1,094,966	-	-	1,094,966
19197001	I.B. Magee Park	204,331	204,331	-	-
19197002	Padre Balli Park Imp (15)	1,156,203	1,156,203	-	-
19197005	Parker Pool-Flour Bluff	175,000	-	-	175,000
19197006	London County Park	450,000	-	-	450,000
19217000	Commissioner Pct 4	904,557	-	-	904,557
19010400	Road Dist IV Projects	5,674,438	2,902,725	1,000,000	1,771,713
19010401	I.B. Magee Park	1,800,000	63,291	1,888	1,734,821
19010402	Padre Balli Park Imp (15)	481,170	323,573	3,618	153,980
19010900	Capital Project Fund (Pct 4)	350,000	200,000	-	150,000
	<b>Commissioner Precinct 4</b>	<b>\$ 12,823,091</b>	<b>\$ 5,244,123</b>	<b>\$ 1,005,505</b>	<b>\$ 6,573,462</b>
<b>Fairgrounds Upgrades &amp; Repairs</b>					
19172005	Landscape & Irrigation	\$ 169,636	\$ 169,636	\$ -	\$ -
19172022	Repair/Upgrade Fairgrounds Std	237,922	237,922	-	-
19172026	Furniture & Equip Fargrounds	243,188	243,188	-	-
19013800	Arena HVAC System	750,000	639,572	15,634	94,794
	<b>Fairgrounds Upgrades &amp; Repairs</b>	<b>\$ 1,400,745</b>	<b>\$ 1,290,318</b>	<b>\$ 15,634</b>	<b>\$ 94,794</b>
<b>Main Jail Renovations</b>					
19153325	County Jail - New Coils A/C	\$ 118,900	\$ 118,900	\$ -	\$ -
19175001	Jail Fire Alarm System	854,528	854,528	-	-
19175004	Jail GMP Study Items	505,532	505,532	-	-
19175011	Elevator #5 Jail Transport	281,300	281,300	-	-
19013100	Jail Water Pump	25,000	7,200	-	17,800
19014500	Sheriff/ Jail Fence & Gate	50,000	-	-	50,000
	<b>Main Jail Renovations</b>	<b>\$ 1,835,259</b>	<b>\$ 1,767,459</b>	<b>\$ -</b>	<b>\$ 67,800</b>
<b>McKenzie Jail Renovations</b>					
19174012	McKinzie Annex Dormitories	\$ 180,000	\$ 178,257	\$ -	\$ 1,743
19174013	McKinzie Annex Fire Alarm	450,000	23,633	-	426,368
	<b>McKenzie Jail Renovations</b>	<b>\$ 630,000</b>	<b>\$ 201,890</b>	<b>\$ -</b>	<b>\$ 428,110</b>
<b>County Auditor</b>					
19177004	Juv Justice Ctr Chillers	\$ 529,318	\$ 529,318	\$ -	\$ -
19216001	Berlanga FEMA Repairs	298,167	298,167	-	-
	<b>County Auditor</b>	<b>\$ 827,484</b>	<b>\$ 827,484</b>	<b>\$ -</b>	<b>\$ -</b>

**Nueces County, Texas**  
**Capital Projects Budget to Actual**  
**January 31, 2019**

<u>Project Code</u>	<u>Description</u>	<u>Adjusted Project Budget</u>	<u>Prior Years Expenditures</u>	<u>Current Year Expenditures</u>	<u>Capital Project Budgets Balance</u>
<b>Information Technology Systems</b>					
19178001	Case Management System	\$ 5,735,000	\$ 5,679,930	\$ -	\$ 55,070
19178003	ONESolution Add-On Modules	657,582	657,582	-	-
19178005	Website System Upgrade	295,000	153,735	19,000	122,265
19178011	Keach Library IT Upgrade	39,793	39,793	-	-
19178012	IT Wireless - Island Park	99,888	99,888	-	-
19178013	IT Upgrades for PW	144,377	144,377	-	-
19178019	IP Telephone System	1,350,765	900,260	123,548	326,957
19178020	IT Equip-BladeServ,SAN,Switch	665,000	664,745	-	255
19218000	IT Unalloc ated	727	-	-	727
19218002	Dist. Clerk Redaction	150,000	-	-	150,000
19218003	Social Service Mgmt Software	110,000	106,455	-	3,545
19218004	Tax Office Queueing System	100,000	-	-	100,000
19218005	Jail Management (16)	1,330,000	1,223,087	-	106,913
19218006	IT Switch Upgrade	150,000	16,428	-	133,572
19218007	Laserfiche Conversion	101,509	-	13,336	88,173
19218008	Replace Server	70,000	-	-	70,000
19218009	Network Awareness Software	95,000	34,177	-	60,823
19218010	NeoGov HR Software Agreement	56,963	-	-	56,963
19228000	IT Unallocated (17)	50,000	-	-	50,000
19228001	IT Cloud	350,000	304,608	-	45,392
	<b>Information Technology Systems</b>	<u>\$ 11,551,604</u>	<u>\$ 10,025,064</u>	<u>\$ 155,884</u>	<u>\$ 1,370,656</u>
<b>McKinzie Projects</b>					
19191000	McKinzie Annex Expansion (15)	\$ 2,229,716	\$ 1,822,761	\$ (36,958)	\$ 443,912
19210003	McKinzie Annex Expansion (16)	225,050	200,000	-	25,050
19210008	McKinzie Annex Fire Alarm (16)	828,154	-	-	828,154
19013400	McKinzie Annex Renovations	36,230	36,230	-	-
	<b>McKinzie Projects</b>	<u>\$ 3,319,151</u>	<u>\$ 2,058,991</u>	<u>\$ (36,958)</u>	<u>\$ 1,297,117</u>



**Nueces County, Texas**  
**Capital Projects Budget to Actual**  
**January 31, 2019**

<u>Project Code</u>	<u>Description</u>	<u>Adjusted Project Budget</u>	<u>Prior Years Expenditures</u>	<u>Current Year Expenditures</u>	<u>Capital Project Budgets Balance</u>
<b>ADA Improvements</b>					
19190005	Hilltop/Bill Bode ADA Imp (15)	\$ 94,258	\$ 92,808	\$ 1,450	\$ -
19192000	ADA Improvements	2,489,031	1,676,063	63,019	749,948
19192001	Bishop Bldg ADA Imp	176,644	37,450	-	139,194
19192002	Banquete Bldg ADA Imp	129,820	-	-	129,820
19192003	Berlanga Bldg ADA Imp	110,247	-	-	110,247
19212001	Courthouse ADA Improvements	4,244,883	4,389	2,150	4,238,344
19212002	Hilltop/Bill Bode Bldg ADA Imp	1,593,649	1,201,411	111,266	280,972
19212003	Calderon Bldg ADA Imp	538,278	538,278	-	-
19212004	Polston Bldg ADA Imp	291,802	-	-	291,802
19212006	Robstown Comm ADA Imp	221,568	-	-	221,568
19212010	Bishop Comm ADA Imp	109,820	15,403	-	94,417
19212011	Bldg ADA Design Fees	-	-	-	-
19222000	ADA Unallocated	1,000,000	-	-	1,000,000
19013700	ADA Upgrades	230,000	222,355	-	7,645
	<b>ADA Improvements</b>	<b>\$ 11,230,000</b>	<b>\$ 3,788,158</b>	<b>\$ 177,885</b>	<b>\$ 7,263,957</b>
<b>Airport Projects</b>					
19011600	Airport Hangars	\$ 658,156	\$ 655,088	\$ -	\$ 3,068
	<b>Airport Projects</b>	<b>\$ 658,156</b>	<b>\$ 655,088</b>	<b>\$ -</b>	<b>\$ 3,068</b>
<b>Road Bridge &amp; Drainage</b>					
19152002	Road Rehab-New County Roads	\$ 36,615	\$ 36,615	\$ -	\$ -
19176000	CR 52 Renovations (Match)	1,121,734	1,121,734	-	-
19219000	Road, Bridge & Drainage	1,000,000	10,781	-	989,219
19229000	R&B Unallocated	200,000	-	-	200,000
	<b>Road Bridge &amp; Drainage</b>	<b>\$ 2,358,349</b>	<b>\$ 1,169,130</b>	<b>\$ -</b>	<b>\$ 1,189,219</b>

**Nueces County, Texas**  
**Capital Projects Budget to Actual**  
**January 31, 2019**

<u>Project Code</u>	<u>Description</u>	<u>Adjusted Project Budget</u>	<u>Prior Years Expenditures</u>	<u>Current Year Expenditures</u>	<u>Capital Project Budgets Balance</u>
<b>Buildings &amp; Facilities</b>					
19153326	Tower Elevator Doors	\$ 99,798	\$ 99,798	\$ -	\$ -
19171000	Heritage Center Phase II	512,628	512,628	-	-
19171001	IT Data Center Condenser (07)	78,703	-	-	78,703
19172019	Signage	3,761	3,761	-	-
19211000	Building & Facility Renovation	93,730	-	-	93,730
19211001	Courthouse Skylight Replace	71,846	-	-	71,846
19211003	Waco St - Emergency Gen	1,000,000	138,608	-	861,393
19211004	Hilltop Roof Replacement	1,400,000	69,700	1,200	1,329,100
19211005	Robstown Comm. Center Reparis	65,000	-	-	65,000
19211006	Berlanga Bldg Repair	55,000	-	-	55,000
19211008	METASYS System	90,000	80,366	-	9,634
19211010	McKinzie Annex Imp	64,950	64,950	-	-
19211011	CSCD Cook Bldg HVAC	74,210	74,210	-	-
19211014	Web Based Control HVAC	300,000	186,216	47,225	66,559
19211015	5th Floor Courthouse HVAC	46,400	-	-	46,400
19211016	IT Data Center Condenser (16)	30,735	-	-	30,735
19013200	Calderon Tax Office	55,234	55,234	-	-
19013600	Tax Office Remodel	-	-	-	-
19013621	JP 2-1 Bldg Renovation	100,000	91,661	709	7,630
19014000	Mechanical Maint (Steam Gen)	105,969	105,969	-	-
19014100	Hilltop Electrical	66,069	66,069	-	-
19014200	Sr Comm Services (Roof)	35,000	27,450	-	7,550
19014300	Berlanga Sr Bldg (Repairs)	50,000	6,194	-	43,806
19014400	4-Yard Improvements	200,000	-	-	200,000
19014600	Domestic Hot Water Crthse/Jail	24,000	-	-	24,000
<b>Buildings &amp; Facilities</b>		<b>\$ 4,623,032</b>	<b>\$ 1,582,813</b>	<b>\$ 49,134</b>	<b>\$ 2,991,085</b>

**Nueces County, Texas**  
**Capital Projects Budget to Actual**  
**January 31, 2019**

<u>Project Code</u>	<u>Description</u>	<u>Adjusted Project Budget</u>	<u>Prior Years Expenditures</u>	<u>Current Year Expenditures</u>	<u>Capital Project Budgets Balance</u>
<b>County Parks</b>					
19152805	Coastal Parks Capital Improv	\$ 734,997	\$ 734,997	\$ -	\$ -
19153322	Hilltop Park Enhancement	155,021	112,272	-	42,749
19221000	Inland Park Repairs Unallocated	266,189	-	-	266,189
19012100	Hazel Bazemore Clean-up	504,059	451,754	-	52,305
	<b>County Parks</b>	<u>\$ 1,660,266</u>	<u>\$ 1,299,023</u>	<u>\$ -</u>	<u>\$ 361,243</u>
<b>Individual Projects</b>					
19150100	Unallocated-04 Co Funds	\$ -	\$ -	\$ -	\$ -
19151601	Upgrade TV System-Courthouse	202,765	202,765	-	-
191900	2015 Certificate of Obligation	461,446	238,902	-	222,544
19201000	Harbor Bridge Project	12,000,000	9,000,000	3,000,000	-
19210000	2016 Certificate of Obligation	259,576	259,576	-	-
19220000	2017 CO Unallocated	3,236,718	3,231,260	-	5,459
19010100	Misc Projects	2,073,124	1,215,689	-	857,435
19012700	Major Capital Proj Contingency	826,482	420,241	-	406,241
19012900	Court Proj Sanction Fund	132,662	74,950	-	57,712
19013000	Computers DA, Sheriff & Constable	450,000	446,542	-	3,458
	<b>Individual Projects</b>	<u>\$ 19,642,773</u>	<u>\$ 15,089,924</u>	<u>\$ 3,000,000</u>	<u>\$ 1,552,849</u>
<b>Total Capital Projects</b>		<u>\$ 89,475,653</u>	<u>\$ 53,530,069</u>	<u>\$ 4,496,475</u>	<u>\$ 31,449,109</u>

**Capital Projects Totals by Funding Source**

<u>Project Funding Source</u>	<u>Adjusted Project Budget</u>	<u>Prior Years Expenditures</u>	<u>Current Year Expenditures</u>	<u>Capital Project Budgets Balance</u>
<b>2004 Certificate of Obligation</b>	\$ 3,241,361	\$ 3,064,604	\$ -	\$ 176,757
<b>2007 Certificate of Obligation</b>	14,216,844	13,001,744	142,548	1,072,552
<b>2015 Certificate of Obligation</b>	19,397,048	11,341,704	156,903	7,898,441
<b>2015 State Infrastructure Bond</b>	12,000,000	9,000,000	3,000,000	-
<b>2016 Certificate of Obligation</b>	19,408,407	5,094,355	175,177	14,138,875
<b>2017 Certificate of Obligation</b>	5,102,907	3,535,868	-	1,567,039
<b>General Fund</b>	16,109,086	8,491,793	1,021,848	6,595,445
<b>Total Capital Projects</b>	<u>\$ 89,475,653</u>	<u>\$ 53,530,069</u>	<u>\$ 4,496,475</u>	<u>\$ 31,449,109</u>



# Nueces County

## Summary of Revenue Reports

For revenue reports received for January 2019



as of March 13, 2019

The monthly revenue reports have been received and proofed by the County Auditor's Office, where they are on file for inspection. The monthly revenue reports are respectfully presented to the Commissioners Court for approval, in accordance with LGC 114.002, 114.043, and 114.044. Reports are considered late after the 25th of the following month.

DEPT.	DEPARTMENT	DEPARTMENT HEAD	Last 6 months % Timely	Jan-19	
				REPORT STATUS	LAST REPORT
CODE				✓ Received	SUBMITTED
0160	Airport Fund	John Cox	100.00%	✓	
5330	Animal Control	Juan Ramirez	100.00%	✓	
0180	Coastal Management	Scott Cross	100.00%	✓	
1180	County Clerk Collections	Kara Sands	100.00%	✓	
1160	County Clerk Fee Account	Kara Sands	100.00%	✓	
1170	County Clerk Treasury	Kara Sands	100.00%	✓	
3700	County Sheriff - Bond Account	John Hooper	100.00%	✓	
3700	County Sheriff - Civil Account	John Hooper	100.00%	✓	
1324	County Sheriff - Inmate Benefit	John Hooper	100.00%	✓	
3720	County Sheriff - Inmate Trust Account	John Hooper	100.00%	✓	
1329	County Sheriff-Federal Narcotics	John Hooper	100.00%	✓	
3021	CountyClerk School Fund	Kara Sands	100.00%	✓	
1326	District Attorney - Victim Restitution	Mark Gonzalez	16.67%	✓	
3530	District Clerk- Child Support	Anne Lorentzen	83.33%	Not Received	Dec-19
3530	District Clerk Fee Operating Account	Anne Lorentzen	83.33%	Not Received	Dec-19
3530	District Clerk-Criminal Bond Registry	Anne Lorentzen	83.33%	Not Received	Dec-19
3530	District Clerk-Invested Trust Accounts	Anne Lorentzen	83.33%	Not Received	Dec-19
3530	District Clerk-Registry Accts.# 1 & 2	Anne Lorentzen	83.33%	Not Received	Dec-19
0140	Fairgrounds Stadium	Edward Herrera	100.00%	✓	
1356	Hilltop Community Center	Edward Herrera	100.00%	✓	
3480	Juvenile Probation	Homer Flores	100.00%	✓	
0150	Law Library	Abraham Gonzales, Jr.	100.00%	✓	
3890	Medical Examiner	Dr. Ray Fernandez	100.00%	✓	
1370	Robstown & SanJuan Parks	Edward Herrera	100.00%	✓	
4190	Senior Community Services	Edward Herrera	100.00%	✓	
<b>TAX ASSESSOR-COLLECTOR</b>					
1200	Proration Account	Kevin Kieschnick	100.00%	✓	
1200	Monthly Collected Taxes	Kevin Kieschnick	100.00%	✓	
1200	Gen. Services Account	Kevin Kieschnick	100.00%	✓	
1200	Motor Vehicle Account (2)	Kevin Kieschnick	100.00%	✓	
1200	Property Tax Acct	Kevin Kieschnick	100.00%	✓	
1200	V I T Escrow	Kevin Kieschnick	100.00%	✓	
1200	IRP Funds	Kevin Kieschnick	100.00%	✓	



**Nueces County**  
**Summary of Revenue Reports**  
For revenue reports received for January 2019



as of March 13, 2019

The monthly revenue reports have been received and proofed by the County Auditor's Office, where they are on file for inspection. The monthly revenue reports are respectfully presented to the Commissioners Court for approval, in accordance with LGC 114.002, 114.043, and 114.044. Reports are considered late after the 25th of the following month.

DEPT.			Last 6 months	Jan-19 REPORT STATUS	LAST REPORT
<u>CODE</u>	<u>DEPARTMENT</u>	<u>DEPARTMENT HEAD</u>	<u>% Timely</u>	<u>✓ Received</u>	<u>SUBMITTED</u>
<b>JUSTICES OF THE PEACE</b>					
3600	Precinct 1, Place 1	Judge Joe Benavides	100.00%	✓	
3610	Precinct 1, Place 2	Judge Henry Santana	100.00%	✓	
3613	Precinct 1, Place 3	Judge Robert Balderas	100.00%	✓	
3621	Precinct 2, Place 1	Judge Jo Woosley	100.00%	✓	
3622	Precinct 2, Place 2	Judge Thelma Rodriguez	100.00%	✓	
3630	Precinct 3	Judge Larry Lawrence	100.00%	✓	
3640	Precinct 4	Judge Duncan Neblett, Jr.	100.00%	✓	
3650	Precinct 5-1	Judge Robert Gonzalez	100.00%	✓	
3655	Precinct 5-2	Judge Hermilo Peña	100.00%	✓	
<b>CONSTABLES</b>					
3810	Precinct 1	Robert M. Cisneros	100.00%	✓	
3820	Precinct 2	Michell Clark	100.00%	✓	
3830	Precinct 3	Jimmy Rivera	100.00%	✓	
3840	Precinct 4	Robert W. Sherwood	100.00%	✓	
3850	Precinct 5	Fred Flores III	100.00%	✓	



# **Procurement**

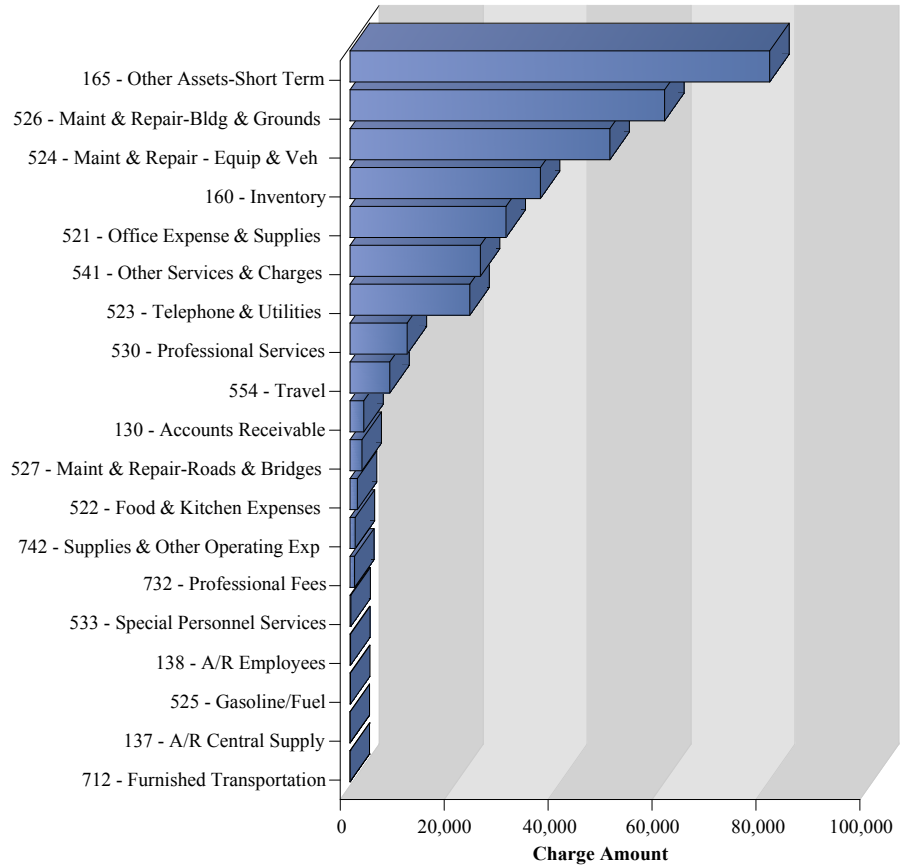
(Unaudited)





**Nueces County, Texas**  
**PCard Transaction Totals by Budget Category**  
**All Funds**  
**January 2019**

	Amount
165 - Other Assets-Short Term	80,768
526 - Maint & Repair-Bldg & Grounds	60,542
524 - Maint & Repair - Equip & Veh	50,011
160 - Inventory	36,635
521 - Office Expense & Supplies	30,024
541 - Other Services & Charges	25,086
523 - Telephone & Utilities	23,053
530 - Professional Services	11,001
554 - Travel	7,651
130 - Accounts Receivable	2,648
527 - Maint & Repair-Roads & Bridges	2,301
522 - Food & Kitchen Expenses	1,412
742 - Supplies & Other Operating Exp	995
732 - Professional Fees	875
533 - Special Personnel Services	165
138 - A/R Employees	108
525 - Gasoline/Fuel	92
137 - A/R Central Supply	8
712 - Furnished Transportation	4
<b>Total</b>	<b>333,377</b>



**Nueces County, Texas**  
**PCard Transaction Totals by Budget Category, Key Code**  
**All Funds**  
**January 2019**

Budget Category	Key Code	Amount
165 - Other Assets-Short Term	1466 - Prepaid Exps - Ricoh	56,847.40
	1458 - Prepaid Mobile-cell,pagers	22,007.31
	1660 - Utilitiy Pre-Payments PCard	1,913.02
	<b>Total</b>	<b>80,767.73</b>
526 - Maint & Repair-Bldg & Grounds	5268 - Parts, Supplies & Misc	30,936.45
	5265 - Mechanical Systems Repairs	15,577.50
	5261 - Buildings-Maintenance & Repair	11,770.14
	5263 - Elevator/Escalator Repairs	1,322.52
	5264 - Landscape & Grounds M&R	542.59
	5266 - Contract Services-Buildings	300.00
	5262 - Janitorial & Misc Supplies	92.77
	<b>Total</b>	<b>60,541.97</b>
524 - Maint & Repair - Equip & Veh	5249 - Car Repairs, Supplies & Srvc	22,067.53
	5252 - Heavy Motor Equip & Mach M&R	13,003.80
	5255 - Tools & Supplies	4,983.10
	5254 - Equip Maint. & Repairs	3,087.14
	5256 - PC Maintenance & Repairs	2,393.31
	5250 - Shop-Oil,Tires,Antifrz,Filters	2,035.23
	5258 - Radios & Camera Maint & Repair	1,537.26
	5248 - Car Accessories	663.00
	5247 - Car Wash & Cleaning Expense	200.45
	5251 - Office Equip Maint & Repairs	39.95
	<b>Total</b>	<b>50,010.77</b>
160 - Inventory	1500 - Inventory - Supplies	36,634.75
	<b>Total</b>	<b>36,634.75</b>
521 - Office Expense & Supplies	5211 - Office Expenses & Supplies	28,499.05
	5680 - Non Capital Outlay < \$5000	1,039.97
	5217 - Postage & Fed Express	435.99
	5218 - Books, Magzs & Subscriptions	48.56
	<b>Total</b>	<b>30,023.57</b>
541 - Other Services & Charges	5449 - Burial/Cremation Expense	5,223.50
	5417 - Employee Service Awards	5,035.00
	5414 - Advertisemnts & Public Notices	4,766.50
	5447 - Membrships,Dues,Certifications	2,072.33
	5463 - Wearing Apparel Expenses	1,642.81
	5435 - Equipment Rentals	1,106.44
	5437 - Fees & Permits	1,014.84
	5438 - General Operating Supplies	1,008.69

**Nueces County, Texas**  
**PCard Transaction Totals by Budget Category, Key Code**  
**All Funds**  
**January 2019**

Budget Category	Key Code	Amount
541 - Other Services & Charges	5427 - Clinical & Hygienic Supplies	653.18
	5433 - Educational & Demo Supplies	591.94
	5467 - Rent/Mortgage Payment	493.16
	5444 - Law Enforcement Supplies	424.55
	5459 - Transportation of Persons	300.38
	5942 - Notary & Other Bonds	280.00
	5442 - Investigation Costs	261.28
	5440 - Inmate General Supplies	96.60
	5453 - Recreation Supplies	64.20
	5455 - Services - Other	50.38
	<b>Total</b>	<b>25,085.78</b>
523 - Telephone & Utilities	5237 - Utilities - Direct Clients	17,125.48
	5236 - InterNet Fees-T-1-ISDN	3,496.77
	5238 - TXU Electric Assistance	2,038.98
	5231 - Telephone Utility Expense	284.42
	5239 - Tipping & Dump Fees	93.34
	5229 - Content Streaming Services	13.99
	<b>Total</b>	<b>23,052.98</b>
530 - Professional Services	5311 - Software Srvc & Maintenance	5,442.05
	5302 - Education Registration Fees	4,216.00
	5317 - Training Exps-Inhouse, Cntract	1,058.00
	5306 - Empl Evals/Testing	284.46
	<b>Total</b>	<b>11,000.51</b>
554 - Travel	5542 - Travel, Food & Lodging	7,651.45
	<b>Total</b>	<b>7,651.45</b>
130 - Accounts Receivable	1472 - Charge Customer A/R	2,647.55
	<b>Total</b>	<b>2,647.55</b>
527 - Maint & Repair-Roads & Bridges	5276 - Road Sign Materials	1,680.34
	5274 - Parts & Supplies	620.30
	<b>Total</b>	<b>2,300.64</b>
522 - Food & Kitchen Expenses	5221 - Food & Edible Items	1,369.23
	5222 - Food for Animals	42.99
	<b>Total</b>	<b>1,412.22</b>
742 - Supplies & Other Operating Exp	7421 - Office Expense & Supplies	541.96
	7448 - Educational Supplies	210.00
	7433 - Parts & Misc Supplies	185.52
	7450 - Freight	57.99
	<b>Total</b>	<b>995.47</b>

**Nueces County, Texas**  
**PCard Transaction Totals by Budget Category, Key Code**  
**All Funds**  
**January 2019**

Budget Category	Key Code	Amount
732 - Professional Fees	7327 - Educational-Registration Fee	575.00
	7328 - Memberships & Dues	300.00
	<b>Total</b>	<b>875.00</b>
533 - Special Personnel Services	5343 - Transcripts & Interpreters	165.00
	<b>Total</b>	<b>165.00</b>
138 - A/R Employees	1418 - A/R - Employees	107.76
	<b>Total</b>	<b>107.76</b>
525 - Gasoline/Fuel	5241 - Gasoline-Credit Card & Bulk	92.00
	<b>Total</b>	<b>92.00</b>
137 - A/R Central Supply	1405 - Credit Union - Central Supply	8.28
	<b>Total</b>	<b>8.28</b>
712 - Furnished Transportation	7127 - Motor Vehicle Passenger	3.54
	<b>Total</b>	<b>3.54</b>
<b>Total</b>		<b>333,376.97</b>

**Nueces County, Texas**  
**PCard Transaction Totals by Budget Category, Key Code and Department**  
**All Funds**  
**January 2019**

Budget Category	Key Code	Department	Amount	
165 - Other Assets-Short Term	1466 - Prepaid Exps - Ricoh	1270 - County Purchasing	56,847.40	
		<b>Total</b>	<b>56,847.40</b>	
	1458 - Prepaid Mobile-cell,pagers	1270 - County Purchasing	22,007.31	
		<b>Total</b>	<b>22,007.31</b>	
	1660 - Utility Pre-Payments PCard	0140 - County Stadium	1,009.95	
		0110 - General Fund Administration	443.25	
		0160 - Airport Fund Administration	275.07	
		0170 - Inland Park Fund	184.75	
		<b>Total</b>	<b>1,913.02</b>	
	<b>Total</b>			<b>80,767.73</b>
	526 - Maint & Repair-Bldg & Grounds	5268 - Parts, Supplies & Misc	1570 - Building Superintendent	17,570.05
			0180 - Coastal Parks Department	5,888.37
			0170 - Inland Park Fund	2,851.99
1305 - Courthouse Security Fund			2,158.00	
3490 - Juvenile Detention			638.97	
0120 - Road & Bridge Fund			536.42	
3720 - Jail			429.55	
1307 - Offshr Leasing Fed Rev-GOMESA			209.24	
1590 - Hilltop Facility			191.25	
0140 - County Stadium			165.40	
1324 - Inmate Commissary Fund			165.00	
1240 - Information Technology			132.21	
<b>Total</b>			<b>30,936.45</b>	
5265 - Mechanical Systems Repairs		1570 - Building Superintendent	13,860.17	
		0170 - Inland Park Fund	1,467.33	
		0180 - Coastal Parks Department	250.00	
		<b>Total</b>	<b>15,577.50</b>	
5261 - Buildings-Maintenance & Repair		1240 - Information Technology	8,828.79	
		2119 - RoutineAirportMaintProg	1,260.00	
		0160 - Airport Fund Administration	790.00	
		1590 - Hilltop Facility	486.00	
		1570 - Building Superintendent	394.40	
		6310 - County Library	10.95	
		<b>Total</b>	<b>11,770.14</b>	
5263 - Elevator/Escalator Repairs		1570 - Building Superintendent	1,322.52	
		<b>Total</b>	<b>1,322.52</b>	
5264 - Landscape & Grounds M&R		1307 - Offshr Leasing Fed Rev-GOMESA	250.00	
		1590 - Hilltop Facility	161.20	

**Nueces County, Texas**  
**PCard Transaction Totals by Budget Category, Key Code and Department**  
**All Funds**  
**January 2019**

Budget Category	Key Code	Department	Amount	
526 - Maint & Repair-Bldg & Grounds	5264 - Landscape & Grounds M&R	0180 - Coastal Parks Department	126.53	
		3720 - Jail	4.86	
		<b>Total</b>	<b>542.59</b>	
	5266 - Contract Services-Buildings	0120 - Road & Bridge Fund	300.00	
		<b>Total</b>	<b>300.00</b>	
	5262 - Janitorial & Misc Supplies	3720 - Jail	83.65	
		3700 - County Sheriff	9.12	
		<b>Total</b>	<b>92.77</b>	
	<b>Total</b>			<b>60,541.97</b>
	524 - Maint & Repair - Equip & Veh	5249 - Car Repairs, Supplies & Srves	0170 - Inland Park Fund	5,974.48
3700 - County Sheriff			4,297.82	
0120 - Road & Bridge Fund			4,118.26	
2417 - Stonegarden			1,756.74	
1380 - Juv Case Manager			947.20	
3850 - Constable 5			926.74	
3810 - Constable 1			836.39	
4190 - Senior Community Services			725.33	
3092 - Vector Control			643.76	
3480 - Juvenile Probation			561.31	
1570 - Building Superintendent			307.54	
3830 - Constable 3			203.57	
3820 - Constable 2			197.53	
0180 - Coastal Parks Department			186.09	
5330 - Animal Control			154.65	
6210 - Family & Consumer Sciences			111.78	
3720 - Jail			53.10	
1270 - County Purchasing			44.24	
0121 - Engineering			7.00	
1470 - Records Management Department			7.00	
1590 - Hilltop Facility		7.00		
<b>Total</b>		<b>22,067.53</b>		
5252 - Heavy Motor Equip & Mach M&R		0120 - Road & Bridge Fund	12,996.80	
		0170 - Inland Park Fund	7.00	
		<b>Total</b>	<b>13,003.80</b>	
5255 - Tools & Supplies		0120 - Road & Bridge Fund	2,514.64	
		0170 - Inland Park Fund	1,956.52	
	1740 - McKenzie Jail Annex	145.66		
	1500 - Mechanical Maintenance	105.35		

**Nueces County, Texas**  
**PCard Transaction Totals by Budget Category, Key Code and Department**  
**All Funds**  
**January 2019**

Budget Category	Key Code	Department	Amount
524 - Maint & Repair - Equip & Veh	5255 - Tools & Supplies	1570 - Building Superintendent	99.94
		3092 - Vector Control	94.46
		1400 - General Repairs - Building	37.96
		3700 - County Sheriff	18.59
		1540 - Johnny S. Calderon Co. Bldg	9.98
		<b>Total</b>	<b>4,983.10</b>
	5254 - Equip Maint. & Repairs	0170 - Inland Park Fund	1,063.40
		0120 - Road & Bridge Fund	993.77
		0180 - Coastal Parks Department	789.97
		1540 - Johnny S. Calderon Co. Bldg	101.54
		1545 - Keach Library Building	101.54
		1520 - Bishop Building	36.92
	<b>Total</b>	<b>3,087.14</b>	
	5256 - PC Maintenance & Repairs	1240 - Information Technology	2,393.31
		<b>Total</b>	<b>2,393.31</b>
	5250 - Shop-Oil,Tires,Antifrz,Filters	0120 - Road & Bridge Fund	1,316.76
		3720 - Jail	451.45
		0180 - Coastal Parks Department	247.04
		0170 - Inland Park Fund	19.98
		<b>Total</b>	<b>2,035.23</b>
	5258 - Radios & Camera Maint & Repair	3720 - Jail	656.30
		0120 - Road & Bridge Fund	523.21
		3850 - Constable 5	227.50
		3700 - County Sheriff	130.25
	<b>Total</b>	<b>1,537.26</b>	
	5248 - Car Accessories	3520 - District Attorney	656.00
		1240 - Information Technology	7.00
		<b>Total</b>	<b>663.00</b>
	5247 - Car Wash & Cleaning Expense	3850 - Constable 5	73.00
		0120 - Road & Bridge Fund	46.00
		3720 - Jail	41.45
3810 - Constable 1		40.00	
<b>Total</b>	<b>200.45</b>		
5251 - Office Equip Maint & Repairs	3300 - Court Administration	39.95	
	<b>Total</b>	<b>39.95</b>	
<b>Total</b>			<b>50,010.77</b>
160 - Inventory	1500 - Inventory - Supplies	1270 - County Purchasing	36,634.75
		<b>Total</b>	<b>36,634.75</b>

**Nueces County, Texas**  
**PCard Transaction Totals by Budget Category, Key Code and Department**  
**All Funds**  
**January 2019**

Budget Category	Key Code	Department	Amount
160 - Inventory	<b>Total</b>		<b>36,634.75</b>
521 - Office Expense & Supplies	5211 - Office Expenses & Supplies	3720 - Jail	11,764.60
		3520 - District Attorney	3,064.01
		3700 - County Sheriff	1,413.02
		1250 - County Auditor	1,307.11
		0180 - Coastal Parks Department	1,211.30
		3480 - Juvenile Probation	866.13
		0120 - Road & Bridge Fund	750.29
		3530 - District Clerk	661.05
		3710 - ID Jail Division	656.61
		1122 - Grants Administration	646.20
		1200 - Tax Assessor - Collector	627.04
		3621 - Justice of the Peace 2-1	618.06
		3492 - Juvenile Justice Post-Adjudica	617.13
		4190 - Senior Community Services	482.08
		1121 - CCMGT Support	461.38
		0133 - Sale of Assets Sinking Fund	443.96
		3890 - Medical Examiner	389.94
		0170 - Inland Park Fund	276.23
		3350 - 148th District Court	231.00
		3360 - 214th District Court	223.82
		6310 - County Library	196.81
		3075 - Contract Elections	185.90
		3622 - Justice of the Peace 2-2	147.21
		1120 - County Judge	116.85
		0370 - Metropolitan Planning Org	113.51
		3655 - Justice of the Peace 5-2	101.55
		3310 - 28th District Court	98.73
		0121 - Engineering	92.20
		3820 - Constable 2	83.63
		4195 - Hilltop Community Services	76.36
1240 - Information Technology	75.50		
3200 - Legal Aid	53.74		
1470 - Records Management Department	49.45		
3490 - Juvenile Detention	38.64		
3130 - County Court at Law 3	36.92		
1130 - County Attorney	35.90		
3110 - County Court at Law 1	30.50		



**Nueces County, Texas**  
**PCard Transaction Totals by Budget Category, Key Code and Department**  
**All Funds**  
**January 2019**

Budget Category	Key Code	Department	Amount	
521 - Office Expense & Supplies	5211 - Office Expenses & Supplies	1322 - Sheriff Community Projects	30.42	
		3250 - Magistrate/ DWI Drug Court	28.45	
		1040 - County Commissioner Prec 4	24.55	
		3830 - Constable 3	23.40	
		1545 - Keach Library Building	23.15	
		1125 - Risk Management	22.86	
		3330 - 105th District Court	19.44	
		3640 - Justice of the Peace 4	18.68	
		3810 - Constable 1	18.00	
		0160 - Airport Fund Administration	17.95	
		0150 - Law Library Fund	13.34	
		3340 - 117th District Court	10.38	
		1020 - County Commissioner Prec 2	4.07	
		<b>Total</b>	<b>28,499.05</b>	
	5680 - Non Capital Outlay < \$5000	1330 - State Awrded Sheriff	679.99	
		3700 - County Sheriff	359.98	
		<b>Total</b>	<b>1,039.97</b>	
	5217 - Postage & Fed Express	1122 - Grants Administration	111.79	
		3830 - Constable 3	106.49	
		3630 - Justice of the Peace 3	90.00	
		5330 - Animal Control	49.95	
		1130 - County Attorney	43.25	
		1250 - County Auditor	19.15	
		3520 - District Attorney	8.66	
		3820 - Constable 2	6.70	
		<b>Total</b>	<b>435.99</b>	
	5218 - Books, Magzs & Subscriptions	3820 - Constable 2	47.50	
		1122 - Grants Administration	1.06	
		<b>Total</b>	<b>48.56</b>	
	<b>Total</b>			<b>30,023.57</b>
	541 - Other Services & Charges	5449 - Burial/Cremation Expense	4120 - Direct Social Services	5,223.50
			<b>Total</b>	<b>5,223.50</b>
		5417 - Employee Service Awards	1285 - General Administration	5,035.00
<b>Total</b>			<b>5,035.00</b>	
5414 - Advertisemnts & Public Notices		1270 - County Purchasing	2,521.25	
		4130 - Children Protective Services	1,925.45	
		0133 - Sale of Assets Sinking Fund	319.80	
		<b>Total</b>	<b>4,766.50</b>	

**Nueces County, Texas**  
**PCard Transaction Totals by Budget Category, Key Code and Department**  
**All Funds**  
**January 2019**

Budget Category	Key Code	Department	Amount	
541 - Other Services & Charges	5447 - Membrships,Dues,Certifications	1125 - Risk Management	450.00	
		0121 - Engineering	320.00	
		1250 - County Auditor	205.00	
		3092 - Vector Control	153.88	
		6310 - County Library	153.00	
		0160 - Airport Fund Administration	130.00	
		0120 - Road & Bridge Fund	126.94	
		1130 - County Attorney	125.00	
		3850 - Constable 5	95.00	
		3480 - Juvenile Probation	90.00	
		3490 - Juvenile Detention	60.00	
		3492 - Juvenile Justice Post-Adjudica	60.00	
		3820 - Constable 2	60.00	
		3830 - Constable 3	35.00	
		1245 - Human Resources	13.51	
		3710 - ID Jail Division	-5.00	
			<b>Total</b>	<b>2,072.33</b>
		5463 - Wearing Apparel Expenses	1330 - State Awrded Sheriff	630.00
			1120 - County Judge	326.00
			3613 - Justice of the Peace 1-3	289.00
			3490 - Juvenile Detention	194.80
			3492 - Juvenile Justice Post-Adjudica	149.37
			0170 - Inland Park Fund	28.00
			3850 - Constable 5	25.64
			<b>Total</b>	<b>1,642.81</b>
		5435 - Equipment Rentals	0120 - Road & Bridge Fund	966.25
			1570 - Building Superintendent	114.19
			3300 - Court Administration	26.00
			<b>Total</b>	<b>1,106.44</b>
		5437 - Fees & Permits	1250 - County Auditor	550.00
			3830 - Constable 3	174.25
			0120 - Road & Bridge Fund	88.50
			1190 - County Clerk Elections	31.00
			3480 - Juvenile Probation	20.19
			3700 - County Sheriff	18.00
			0160 - Airport Fund Administration	16.62
			3720 - Jail	16.50
		0170 - Inland Park Fund	15.00	

**Nueces County, Texas**  
**PCard Transaction Totals by Budget Category, Key Code and Department**  
**All Funds**  
**January 2019**

Budget Category	Key Code	Department	Amount
541 - Other Services & Charges	5437 - Fees & Permits	1570 - Building Superintendent	15.00
		3850 - Constable 5	14.78
		4190 - Senior Community Services	10.00
		1270 - County Purchasing	7.50
		1470 - Records Management Department	7.50
		1590 - Hilltop Facility	7.50
		3520 - District Attorney	7.50
		3820 - Constable 2	7.50
		5330 - Animal Control	7.50
		<b>Total</b>	<b>1,014.84</b>
	5438 - General Operating Supplies	3092 - Vector Control	534.47
		0120 - Road & Bridge Fund	389.11
		5330 - Animal Control	85.11
		<b>Total</b>	<b>1,008.69</b>
	5427 - Clinical & Hygienic Supplies	2179 - Tx Vet Comm Vet Asst	653.18
		<b>Total</b>	<b>653.18</b>
	5433 - Educational & Demo Supplies	3492 - Juvenile Justice Post-Adjudica	359.00
		6110 - Agricultural Extension	130.87
		3480 - Juvenile Probation	102.07
		<b>Total</b>	<b>591.94</b>
	5467 - Rent/Mortgage Payment	4120 - Direct Social Services	493.16
		<b>Total</b>	<b>493.16</b>
	5444 - Law Enforcement Supplies	3700 - County Sheriff	394.55
		3820 - Constable 2	30.00
		<b>Total</b>	<b>424.55</b>
	5459 - Transportation of Persons	3720 - Jail	300.38
		<b>Total</b>	<b>300.38</b>
	5942 - Notary & Other Bonds	0102 - General Liability Insurance	280.00
		<b>Total</b>	<b>280.00</b>
	5442 - Investigation Costs	3520 - District Attorney	151.30
		3700 - County Sheriff	109.98
		<b>Total</b>	<b>261.28</b>
	5440 - Inmate General Supplies	3490 - Juvenile Detention	96.60
<b>Total</b>		<b>96.60</b>	
5453 - Recreation Supplies	1324 - Inmate Commissary Fund	64.20	
	<b>Total</b>	<b>64.20</b>	
5455 - Services - Other	2829 - State Aid-Grant A-2829	50.38	
	<b>Total</b>	<b>50.38</b>	

**Nueces County, Texas**  
**PCard Transaction Totals by Budget Category, Key Code and Department**  
**All Funds**  
**January 2019**

Budget Category	Key Code	Department	Amount	
541 - Other Services & Charges	<b>Total</b>		<b>25,085.78</b>	
523 - Telephone & Utilities	5237 - Utilities - Direct Clients	4120 - Direct Social Services	8,227.33	
		2179 - Tx Vet Comm Vet Asst	5,838.15	
		2168 - Emergency Food and Shelter Prg	2,867.43	
		1350 - CBCF/TXU/EFSP	192.57	
		<b>Total</b>	<b>17,125.48</b>	
	5236 - InterNet Fees-T-1-ISDN	1240 - Information Technology	1770 - Sr Community Services Bldgs.	367.80
			3720 - Jail	263.73
			5105 - Emergency Management	142.06
			0182 - Pier Funds	137.87
			1780 - David Berlanga, Sr. Bldg	122.60
			6210 - Family & Consumer Sciences	120.60
			0370 - Metropolitan Planning Org	115.58
			1460 - Robert N. Barnes Juv. Facility	90.39
			1329 - Fed Awrded Sheriff	75.94
			0180 - Coastal Parks Department	52.59
			<b>Total</b>	<b>3,496.77</b>
			5238 - TXU Electric Assistance	1350 - CBCF/TXU/EFSP
	<b>Total</b>	<b>2,038.98</b>		
	5231 - Telephone Utility Expense	0370 - Metropolitan Planning Org		284.42
			<b>Total</b>	<b>284.42</b>
	5239 - Tipping & Dump Fees	1470 - Records Management Department		93.34
			<b>Total</b>	<b>93.34</b>
	5229 - Content Streaming Services	3480 - Juvenile Probation		13.99
			<b>Total</b>	<b>13.99</b>
	<b>Total</b>			<b>23,052.98</b>
	530 - Professional Services	5311 - Software Srvc & Maintenance	1250 - County Auditor	5,279.90
			1240 - Information Technology	147.00
0370 - Metropolitan Planning Org			15.15	
<b>Total</b>			<b>5,442.05</b>	
5302 - Education Registration Fees		1250 - County Auditor	1,398.00	
		3520 - District Attorney	900.00	
		6310 - County Library	645.00	
		1200 - Tax Assessor - Collector	460.00	
		3850 - Constable 5	325.00	
		3530 - District Clerk	180.00	
		3092 - Vector Control	150.00	

**Nueces County, Texas**  
**PCard Transaction Totals by Budget Category, Key Code and Department**  
**All Funds**  
**January 2019**

Budget Category	Key Code	Department	Amount
530 - Professional Services	5302 - Education Registration Fees	3720 - Jail	123.00
		3480 - Juvenile Probation	35.00
		<b>Total</b>	<b>4,216.00</b>
	5317 - Training Exps-Inhouse, Cntract	0180 - Coastal Parks Department	500.00
		3820 - Constable 2	270.00
		1342 - Law Enfrce Ed(LEOSE)-Ctbl 2	228.00
		3720 - Jail	50.00
		3700 - County Sheriff	10.00
		<b>Total</b>	<b>1,058.00</b>
	5306 - Empl Evals/Testing	3480 - Juvenile Probation	209.00
		3492 - Juvenile Justice Post-Adjudica	44.00
		3490 - Juvenile Detention	22.00
		1170 - County Clerk Treasury	9.46
		<b>Total</b>	<b>284.46</b>
	<b>Total</b>	<b>11,000.51</b>	
554 - Travel	5542 - Travel, Food & Lodging	3520 - District Attorney	5,147.74
		1190 - County Clerk Elections	1,016.50
		0370 - Metropolitan Planning Org	445.72
		1020 - County Commissioner Prec 2	310.28
		1285 - General Administration	250.35
		3850 - Constable 5	235.86
		5105 - Emergency Management	225.00
		3492 - Juvenile Justice Post-Adjudica	20.00
		1030 - County Commissioner Prec 3	0.00
		<b>Total</b>	<b>7,651.45</b>
<b>Total</b>	<b>7,651.45</b>		
130 - Accounts Receivable	1472 - Charge Customer A/R	3492 - Juvenile Justice Post-Adjudica	2,647.55
		<b>Total</b>	<b>2,647.55</b>
<b>Total</b>	<b>2,647.55</b>		
527 - Maint & Repair-Roads & Bridges	5276 - Road Sign Materials	0120 - Road & Bridge Fund	1,680.34
		<b>Total</b>	<b>1,680.34</b>
	5274 - Parts & Supplies	0120 - Road & Bridge Fund	620.30
		<b>Total</b>	<b>620.30</b>
<b>Total</b>	<b>2,300.64</b>		
522 - Food & Kitchen Expenses	5221 - Food & Edible Items	2179 - Tx Vet Comm Vet Asst	1,080.46
		3300 - Court Administration	147.96
		1319 - Interest on TJJD Monies	140.81
		<b>Total</b>	<b>1,369.23</b>

**Nueces County, Texas**  
**PCard Transaction Totals by Budget Category, Key Code and Department**  
**All Funds**  
**January 2019**

Budget Category	Key Code	Department	Amount
522 - Food & Kitchen Expenses	5222 - Food for Animals	1330 - State Awrdded Sheriff	42.99
		<b>Total</b>	<b>42.99</b>
	<b>Total</b>		<b>1,412.22</b>
742 - Supplies & Other Operating Exp	7421 - Office Expense & Supplies	0402 - CSCD	541.96
		<b>Total</b>	<b>541.96</b>
	7448 - Educational Supplies	0440 - Substance Abuse Treatment	210.00
		<b>Total</b>	<b>210.00</b>
	7433 - Parts & Misc Supplies	0402 - CSCD	185.52
		<b>Total</b>	<b>185.52</b>
	7450 - Freight	0402 - CSCD	57.99
		<b>Total</b>	<b>57.99</b>
<b>Total</b>		<b>995.47</b>	
732 - Professional Fees	7327 - Educational-Registration Fee	0402 - CSCD	575.00
		<b>Total</b>	<b>575.00</b>
	7328 - Memberships & Dues	0402 - CSCD	300.00
		<b>Total</b>	<b>300.00</b>
<b>Total</b>		<b>875.00</b>	
533 - Special Personnel Services	5343 - Transcripts & Interpreters	4110 - Social Services-Administration	165.00
		<b>Total</b>	<b>165.00</b>
<b>Total</b>		<b>165.00</b>	
138 - A/R Employees	1418 - A/R - Employees	3850 - Constable 5	107.76
		<b>Total</b>	<b>107.76</b>
<b>Total</b>		<b>107.76</b>	
525 - Gasoline/Fuel	5241 - Gasoline-Credit Card & Bulk	3700 - County Sheriff	92.00
		<b>Total</b>	<b>92.00</b>
<b>Total</b>		<b>92.00</b>	
137 - A/R Central Supply	1405 - Credit Union - Central Supply	0110 - General Fund Administration	8.28
		<b>Total</b>	<b>8.28</b>
<b>Total</b>		<b>8.28</b>	
712 - Furnished Transportation	7127 - Motor Vehicle Passenger	0402 - CSCD	3.54
		<b>Total</b>	<b>3.54</b>
<b>Total</b>		<b>3.54</b>	
<b>Total</b>			<b>333,376.97</b>

**Nueces County**  
**Transaction Totals by Department Average**  
**Statement Date(s): 01/28/2019**

Merchant	Amount	Department	Card Holder Name	Average Transaction per Dept	Average Transaction per Cardholder
AT&T BILL PAYMENT	22,007.31	1250	GONZALEZ, FRANCISCA YESENIA SA	4,479.03	7,300.06
INTUIT QUICKBOOKS	5,279.90	1250	GONZALEZ, FRANCISCA YESENIA SA	4,479.03	7,300.06
NUECES COUNTY WATER DISCT	1,913.02	1250	GONZALEZ, FRANCISCA YESENIA SA	4,479.03	7,300.06
SUPERION LLC	1,398.00	1250	RAMIREZ, REBECCA MARTINEZ	4,479.03	1,398.00
GOVERNMENT FINANCE OFFIC	550.00	1250	ATCHLEY, LOREN DALE	4,479.03	550.00
ACFE	205.00	1250	FUENTES, ELVA HERNANDEZ	4,479.03	205.00
AN COLLISION CORPUS	947.20	1380	LOPEZ JR, ARMIN	947.20	947.20
AMZN MKTP US M249L9W12	21.96	1270	ROBINSON, MICHAEL R	780.85	2,365.46
AMZN MKTP US MB09E6FJ0	151.37	1270	ROBINSON, MICHAEL R	780.85	2,365.46
AMZN MKTP US MB85V83F0	69.92	1270	ROBINSON, MICHAEL R	780.85	2,365.46
AMZN MKTP US MB9CH1JF1	48.00	1270	ROBINSON, MICHAEL R	780.85	2,365.46
AMZN MKTP US MB9DM5TI0	99.99	1270	ROBINSON, MICHAEL R	780.85	2,365.46
BESTBUYCOM528	675.96	1270	ROBINSON, MICHAEL R	780.85	2,365.46
CC STAMP WORKS INC	81.05	1270	ROBINSON, MICHAEL R	780.85	2,365.46
CDW GOVT #QTB7001	60.29	1270	ROBINSON, MICHAEL R	780.85	2,365.46
FASCLAMPITT CORPUS CHRIST	310.68	1270	ROBINSON, MICHAEL R	780.85	2,365.46
FINANCIAL SERVICES	20,559.23	1270	ROBINSON, MICHAEL R	780.85	2,365.46
GATEWAY PRINTING & OFFICE	862.72	1270	ROBINSON, MICHAEL R	780.85	2,365.46
GULF COAST PAPER COMPANY-	1,574.51	1270	ROBINSON, MICHAEL R	780.85	2,365.46
RICHMOND PAPER & INK	163.13	1270	ROBINSON, MICHAEL R	780.85	2,365.46
RICOH USA INC	36,288.17	1270	ROBINSON, MICHAEL R	780.85	2,365.46
SQ ORLANDO DOMINGUEZ	5,035.00	1270	ROBINSON, MICHAEL R	780.85	2,365.46
THOMSON WEST TCD	231.00	1270	ROBINSON, MICHAEL R	780.85	2,365.46
SOUTHERN TIRE MART	44.24	1270	RODRIGUEZ, RAUL R	780.85	831.41
USPS PO 4820250415	2,450.00	1270	RODRIGUEZ, RAUL R	780.85	831.41
A&W OFFICE SUPPLY	1,282.58	1270	HERNANDEZ, ERICA ANN	780.85	501.99
AMERICAN SOLUTIONS4 BUS	443.96	1270	HERNANDEZ, ERICA ANN	780.85	501.99
AMZN MKTP US MB2UF7430	5,028.50	1270	HERNANDEZ, ERICA ANN	780.85	501.99
AMZN MKTP US MB97R0HD1	389.94	1270	HERNANDEZ, ERICA ANN	780.85	501.99
CC DISTRIBUTORS	587.55	1270	HERNANDEZ, ERICA ANN	780.85	501.99
CC STAMP WORKS INC	1,104.25	1270	HERNANDEZ, ERICA ANN	780.85	501.99
COASTAL OFFICE SOLUTIONS	5,787.99	1270	HERNANDEZ, ERICA ANN	780.85	501.99

**Nueces County**  
**Transaction Totals by Department Average**  
**Statement Date(s): 01/28/2019**

Merchant	Amount	Department	Card Holder Name	Average Transaction per Dept	Average Transaction per Cardholder
FASCLAMPITT CORPUS CHRIST	490.81	1270	HERNANDEZ, ERICA ANN	780.85	501.99
GATEWAY PRINTING & OFFIC	57.42	1270	HERNANDEZ, ERICA ANN	780.85	501.99
GATEWAY PRINTING & OFFICE	16,027.27	1270	HERNANDEZ, ERICA ANN	780.85	501.99
GULF COAST PAPER COMPANY-	21,262.64	1270	HERNANDEZ, ERICA ANN	780.85	501.99
IN ACADEMIC CHURCH & CHO	615.00	1270	HERNANDEZ, ERICA ANN	780.85	501.99
ITD PRINT SOLUTIONS	1,846.00	1270	HERNANDEZ, ERICA ANN	780.85	501.99
MOORE MEDICAL LLC	1,650.45	1270	HERNANDEZ, ERICA ANN	780.85	501.99
NNA SERVICES LLC	280.00	1270	HERNANDEZ, ERICA ANN	780.85	501.99
QUIK PRINT	133.00	1270	HERNANDEZ, ERICA ANN	780.85	501.99
THE PAIGE COMPANY CONT	741.00	1270	HERNANDEZ, ERICA ANN	780.85	501.99
CORPUS CHRISTI CALLER	1,406.50	1270	MENDOZA, ANNETTE	780.85	286.02
POSTNET (TX162)	1,114.75	1270	MENDOZA, ANNETTE	780.85	286.02
SOUTH JETTY	99.80	1270	MENDOZA, ANNETTE	780.85	286.02
SQ ISLAND MOON MON	220.00	1270	MENDOZA, ANNETTE	780.85	286.02
UPS K1946036905	19.15	1270	MENDOZA, ANNETTE	780.85	286.02
INDUSTRIAL COMMUNICATIONS	656.00	1270	RAMIREZ, ROMEO ANTHONY	780.85	98.81
NUECES CO TX - GOV PAY FE	12.00	1270	RAMIREZ, ROMEO ANTHONY	780.85	98.81
NUECES CO TX-TAC-MOTOR	247.00	1270	RAMIREZ, ROMEO ANTHONY	780.85	98.81
RMA TOLL	5.19	1270	RAMIREZ, ROMEO ANTHONY	780.85	98.81
SILSBEE FORD	166.75	1270	RAMIREZ, ROMEO ANTHONY	780.85	98.81
D & C FENCE CO. INC	790.00	0160	COX, JOHN F	549.16	549.16
IN R & R PETRO SERVICES	130.00	0160	COX, JOHN F	549.16	549.16
SQ G A DOUGLAS	1,260.00	0160	COX, JOHN F	549.16	549.16
TX DEPT AGRICULTUR	16.62	0160	COX, JOHN F	549.16	549.16
4CHANGE ENERGY CHANGE	129.50	4130	MARTINEZ, SARAH EVETTE	538.15	538.15
AP GAS & ELECTRIC TX	112.82	4130	MARTINEZ, SARAH EVETTE	538.15	538.15
CITY OF CORPUS CHRISTI	518.17	4130	MARTINEZ, SARAH EVETTE	538.15	538.15
CORPUS CHRISTI CALLER	1,925.45	4130	MARTINEZ, SARAH EVETTE	538.15	538.15
CORPUS CHRISTI FUNERAL	1,677.00	4130	MARTINEZ, SARAH EVETTE	538.15	538.15
RELIANT ENERGY	392.46	4130	MARTINEZ, SARAH EVETTE	538.15	538.15
TXU BILL PAYMENT	87.94	4130	MARTINEZ, SARAH EVETTE	538.15	538.15
DOUBLETREE HOTELS	281.02	3520	CLARK, JAMYE	477.52	477.52
FEDEX 31242309	8.66	3520	CLARK, JAMYE	477.52	477.52
OMNI AUSTIN SOUTHPARK	4,866.72	3520	CLARK, JAMYE	477.52	477.52
TDCAA	350.00	3520	CLARK, JAMYE	477.52	477.52



**Nueces County**  
**Transaction Totals by Department Average**  
**Statement Date(s): 01/28/2019**

Merchant	Amount	Department	Card Holder Name	Average Transaction per Dept	Average Transaction per Cardholder
TLO TRANSUNION	151.30	3520	CLARK, JAMYE	477.52	477.52
WPY JUVENILE LAW SECTION	550.00	3520	CLARK, JAMYE	477.52	477.52
ADI-SA	4,615.04	1240	CANALES, BRENDA LEE	472.89	579.58
BROOKS TIRE INC	7.00	1240	CANALES, BRENDA LEE	472.89	579.58
CC DISPOSAL SERVICE	93.34	1240	CANALES, BRENDA LEE	472.89	579.58
DTV DIRECTV SERVICE	90.78	1240	CANALES, BRENDA LEE	472.89	579.58
EVEREST WATER COFFEE	97.50	1240	CANALES, BRENDA LEE	472.89	579.58
GRANDE COMMUNICATIONS	68.29	1240	CANALES, BRENDA LEE	472.89	579.58
IN RICHLINE TECHNICAL SE	3,465.00	1240	CANALES, BRENDA LEE	472.89	579.58
LOGMEIN GOTOMEETING	147.00	1240	CANALES, BRENDA LEE	472.89	579.58
TWC TIME WARNER CABLE	1,848.54	1240	CANALES, BRENDA LEE	472.89	579.58
ALTEX COMPUTER AND ELECTR	297.85	1240	MEDRANO, LARRY JR ROCHA	472.89	327.43
AMZN MKTP US M26U64YY1	223.95	1240	MEDRANO, LARRY JR ROCHA	472.89	327.43
FOURPAIR COM	83.45	1240	MEDRANO, LARRY JR ROCHA	472.89	327.43
INDUSTRIAL FABRICATORS OF	748.75	1240	MEDRANO, LARRY JR ROCHA	472.89	327.43
NETWORKTIGERS INC	1,259.58	1240	MEDRANO, LARRY JR ROCHA	472.89	327.43
THE HOME DEPOT #0526	48.76	1240	MEDRANO, LARRY JR ROCHA	472.89	327.43
WWW.NEWEGG.COM	611.93	1240	MEDRANO, LARRY JR ROCHA	472.89	327.43
FIRESTONE678791	7.00	1240	SALINAS, ELIZABETH H	472.89	7.00
NATIONAL SAFETY COUNCIL	450.00	1125	EVEREST, TIMOTHY EDWARD	450.00	450.00
FIRETROL PROTECTION SYSTE	715.72	1570	RIOS, BOBBY C	292.35	615.33
GRAYBAR ELECTRIC	566.08	1570	RIOS, BOBBY C	292.35	615.33
JOHNSTONE SPLY AT CORPUS	65.11	1570	RIOS, BOBBY C	292.35	615.33
PROF PLUMBING GROUP	5,268.64	1570	RIOS, BOBBY C	292.35	615.33
THE HOME DEPOT #6584	37.13	1570	RIOS, BOBBY C	292.35	615.33
THE HOME DEPOT 6584	81.16	1570	RIOS, BOBBY C	292.35	615.33
TOTAL PROTECTION SYSTEMS	1,265.50	1570	RIOS, BOBBY C	292.35	615.33
IN PRO TECH MECHANICAL I	1,363.78	1570	BELTRAN, HECTOR A	292.35	444.70
JOHNSTONE SPLY AT CORPUS	147.02	1570	BELTRAN, HECTOR A	292.35	444.70
TOTAL PROTECTION SYSTEMS	268.00	1570	BELTRAN, HECTOR A	292.35	444.70
GRAINGER	367.20	1570	SANTA MARIA JR, OSCAR	292.35	367.20
BROOKS TIRE INC	7.00	1570	CRUTCHFIELD, ROCKY J	292.35	313.47
GRAINGER	174.76	1570	CRUTCHFIELD, ROCKY J	292.35	313.47

**Nueces County**  
**Transaction Totals by Department Average**  
**Statement Date(s): 01/28/2019**

Merchant	Amount	Department	Card Holder Name	Average Transaction per Dept	Average Transaction per Cardholder
GRAYBAR ELECTRIC	487.46	1570	CRUTCHFIELD, ROCKY J	292.35	313.47
HOLT CAT CORPUS - MC	60.00	1570	CRUTCHFIELD, ROCKY J	292.35	313.47
HOLT CAT SA PARTS - MS	65.93	1570	CRUTCHFIELD, ROCKY J	292.35	313.47
JOHNSON CONTROLS SS	1,880.52	1570	CRUTCHFIELD, ROCKY J	292.35	313.47
JOHNSTONE SPLY AT CORPUS	225.14	1570	CRUTCHFIELD, ROCKY J	292.35	313.47
MCCOYS #17	48.96	1570	CRUTCHFIELD, ROCKY J	292.35	313.47
MNI DIESEL INC.	286.50	1570	CRUTCHFIELD, ROCKY J	292.35	313.47
STEWART DEAN BEARING COMP	178.43	1570	CRUTCHFIELD, ROCKY J	292.35	313.47
THE HOME DEPOT #6584	54.08	1570	CRUTCHFIELD, ROCKY J	292.35	313.47
TOTAL PROTECTION SYSTEMS	1,546.75	1570	CRUTCHFIELD, ROCKY J	292.35	313.47
ASHMORE PAINT CO INC	2,468.06	1570	MOYA, RUDY G	292.35	310.41
BINSWANGER GLASS #100	394.40	1570	MOYA, RUDY G	292.35	310.41
BIRDS RUBBER STAMPS	151.00	1570	MOYA, RUDY G	292.35	310.41
CC STAMP WORKS INC	869.40	1570	MOYA, RUDY G	292.35	310.41
CORPUS CHRISTI SAFE AND L	1,670.90	1570	MOYA, RUDY G	292.35	310.41
THE HOME DEPOT #6584	33.65	1570	MOYA, RUDY G	292.35	310.41
COASTAL A.D.S INC.	419.00	1570	FLORES, RICHARD	292.35	276.92
FERGUSON ENT # 116	129.33	1570	FLORES, RICHARD	292.35	276.92
GRAYBAR ELECTRIC	637.91	1570	FLORES, RICHARD	292.35	276.92
IN PRO TECH MECHANICAL I	1,106.00	1570	FLORES, RICHARD	292.35	276.92
JOHNSON CONTROLS SS	799.20	1570	FLORES, RICHARD	292.35	276.92
MINIT MAN #3	90.97	1570	FLORES, RICHARD	292.35	276.92
PAW DEPENDABLE AIRE	475.00	1570	FLORES, RICHARD	292.35	276.92
THE HOME DEPOT #0526	19.56	1570	FLORES, RICHARD	292.35	276.92
THE HOME DEPOT #6564	36.92	1570	FLORES, RICHARD	292.35	276.92
THE HOME DEPOT #6584	40.61	1570	FLORES, RICHARD	292.35	276.92
TOTAL PROTECTION SYSTEMS	330.00	1570	FLORES, RICHARD	292.35	276.92
WORTH HYDROCHEM OF CORPUS	900.00	1570	FLORES, RICHARD	292.35	276.92
A & B PLASTICS AND FABRIC	49.50	1570	CASTILLO, NOE C	292.35	230.98
CC PLUMBING	55.48	1570	CASTILLO, NOE C	292.35	230.98
COASTAL A.D.S INC.	32.00	1570	CASTILLO, NOE C	292.35	230.98
CORPUS CHRISTI SAFE AND L	1,640.00	1570	CASTILLO, NOE C	292.35	230.98
GOKEYLESS	-1,102.95	1570	CASTILLO, NOE C	292.35	230.98
GRAYBAR ELECTRIC	177.26	1570	CASTILLO, NOE C	292.35	230.98
IN PRO TECH MECHANICAL I	1,463.07	1570	CASTILLO, NOE C	292.35	230.98

**Nueces County**  
**Transaction Totals by Department Average**  
**Statement Date(s): 01/28/2019**

Merchant	Amount	Department	Card Holder Name	Average Transaction per Dept	Average Transaction per Cardholder
IN TROYS FENCE	550.00	1570	CASTILLO, NOE C	292.35	230.98
JOHNSTONE SPLY AT CORPUS	119.69	1570	CASTILLO, NOE C	292.35	230.98
LOWES #01825	41.94	1570	CASTILLO, NOE C	292.35	230.98
LUMBER LIQUIDATORS 171	40.67	1570	CASTILLO, NOE C	292.35	230.98
PAW DEPENDABLE AIRE	375.00	1570	CASTILLO, NOE C	292.35	230.98
THE HOME DEPOT #6584	38.67	1570	CASTILLO, NOE C	292.35	230.98
TOTAL PROTECTION SYSTEMS	207.50	1570	CASTILLO, NOE C	292.35	230.98
ZORO TOOLS INC	469.85	1570	CASTILLO, NOE C	292.35	230.98
AMZN MKTP US M27CW8YQ2	48.84	1570	HOGWOOD, CHARLES EUGENE	292.35	230.47
AMZN MKTP US MB1DT9JT0	344.62	1570	HOGWOOD, CHARLES EUGENE	292.35	230.47
AMZN MKTP US MB7HO4TE0	105.35	1570	HOGWOOD, CHARLES EUGENE	292.35	230.47
CORPUS CHRISTI ELECTRIC	1,027.08	1570	HOGWOOD, CHARLES EUGENE	292.35	230.47
FASTSERV SUPPLY CORPUS	57.50	1570	HOGWOOD, CHARLES EUGENE	292.35	230.47
GRAYBAR ELECTRIC	607.45	1570	HOGWOOD, CHARLES EUGENE	292.35	230.47
THE HOME DEPOT #6584	18.81	1570	HOGWOOD, CHARLES EUGENE	292.35	230.47
THE HOME DEPOT 6584	95.04	1570	HOGWOOD, CHARLES EUGENE	292.35	230.47
OREILLY AUTO #0445	37.96	1570	WALKER, VICTOR	292.35	118.67
PRO FIRE PROTECTION INC	344.50	1570	WALKER, VICTOR	292.35	118.67
ROTO-ROOTER PLUMBERS ST -	244.00	1570	WALKER, VICTOR	292.35	118.67
THE HOME DEPOT 6584	85.56	1570	WALKER, VICTOR	292.35	118.67
PRAXAIR DIST INC OAM	114.19	1570	HARTUNG, MARY ANNE	292.35	102.29
TWC TIME WARNER CABLE	90.39	1570	HARTUNG, MARY ANNE	292.35	102.29
THE HOME DEPOT 6584	99.94	1570	PALACIOS JR, NICK	292.35	99.94
A & B PLASTICS AND FABRIC	136.00	1570	PERALES, ERNESTO GALLEGOS	292.35	77.88
ASHMORE PAINT CO INC	268.00	1570	PERALES, ERNESTO GALLEGOS	292.35	77.88
BIRDS RUBBER STAMPS	296.90	1570	PERALES, ERNESTO GALLEGOS	292.35	77.88
AN COLLISION CORPUS	1,868.00	4190	STOVALL, SYLVESTER	261.36	693.05
COOPERS COLLISION CENTER	2,778.78	4190	STOVALL, SYLVESTER	261.36	693.05
OREILLY AUTO #1982	128.93	4190	STOVALL, SYLVESTER	261.36	693.05
ROBLES TIRE RECYCLING	788.84	4190	STOVALL, SYLVESTER	261.36	693.05
SHEINBERG TOOL CO. INC.	1,062.95	4190	STOVALL, SYLVESTER	261.36	693.05
SUPERIOR TRAILER SAL	141.36	4190	STOVALL, SYLVESTER	261.36	693.05

**Nueces County**  
**Transaction Totals by Department Average**  
**Statement Date(s): 01/28/2019**

Merchant	Amount	Department	Card Holder Name	Average Transaction per Dept	Average Transaction per Cardholder
THE HOME DEPOT #6564	597.80	4190	STOVALL, SYLVESTER	261.36	693.05
THE HOME DEPOT 6564	256.91	4190	STOVALL, SYLVESTER	261.36	693.05
1398 COLUMBIA	839.20	4190	PAREDEZ, EZEQUIEL	261.36	314.36
HOSE OF SOUTH TEXAS	71.11	4190	PAREDEZ, EZEQUIEL	261.36	314.36
PMI ROBSTOWN	938.62	4190	PAREDEZ, EZEQUIEL	261.36	314.36
ROBSTOWN HARDWARE CO INC	923.63	4190	PAREDEZ, EZEQUIEL	261.36	314.36
SHEINBERG TOOL CO INC	758.50	4190	PAREDEZ, EZEQUIEL	261.36	314.36
THE HOME DEPOT #6564	214.69	4190	PAREDEZ, EZEQUIEL	261.36	314.36
THE HOME DEPOT 6564	269.91	4190	PAREDEZ, EZEQUIEL	261.36	314.36
TRACTOR SUPPLY #333	63.96	4190	PAREDEZ, EZEQUIEL	261.36	314.36
WOODY'S TRUCK CENTER	7.00	4190	PAREDEZ, EZEQUIEL	261.36	314.36
A-1 TIRE & AUTO	162.99	4190	SANTOS, MARCELINA V	261.36	145.07
BECK MASTEN COASTAL BEND	562.34	4190	SANTOS, MARCELINA V	261.36	145.07
FIVE POINTS AUTO CENTER	7.00	4190	MONTEMAYOR, ELIZABETH J	261.36	131.69
OFFICE DEPOT #468	76.36	4190	MONTEMAYOR, ELIZABETH J	261.36	131.69
THE HOME DEPOT #6564	593.42	4190	MONTEMAYOR, ELIZABETH J	261.36	131.69
THE HOME DEPOT 6564	245.03	4190	MONTEMAYOR, ELIZABETH J	261.36	131.69
FIVE POINTS AUTO CENTER	56.48	4190	MAYORGA, SANTIAGO	261.36	100.23
OREILLY AUTO #1982	172.12	4190	MAYORGA, SANTIAGO	261.36	100.23
ROBLES TIRE RECYCLING	20.00	4190	MAYORGA, SANTIAGO	261.36	100.23
ROBSTOWN HARDWARE CO INC	139.77	4190	MAYORGA, SANTIAGO	261.36	100.23
THE HOME DEPOT #6564	763.58	4190	MAYORGA, SANTIAGO	261.36	100.23
THE HOME DEPOT 6564	423.78	4190	MAYORGA, SANTIAGO	261.36	100.23
TRACTOR SUPPLY #333	28.00	4190	MAYORGA, SANTIAGO	261.36	100.23
CITY OF CORPUS CHRISTI	10.00	4190	HERNANDEZ, JUANITA	261.36	90.07
HOBBY-LOBBY #0116	59.93	4190	HERNANDEZ, JUANITA	261.36	90.07
THE HOME DEPOT #6564	120.30	4190	HERNANDEZ, JUANITA	261.36	90.07
TWC TIME WARNER CABLE	490.40	4190	HERNANDEZ, JUANITA	261.36	90.07
VIP CAR WASH AND LUBE NW	39.95	4190	HERNANDEZ, JUANITA	261.36	90.07
PITNEY BOWES PI	58.50	1200	BENAVIDEZ, RAFAEL G	259.25	259.25
TEXAS ASSOCIATION OF C	460.00	1200	BENAVIDEZ, RAFAEL G	259.25	259.25
EMAT	225.00	5105	MUNGUIA, MELISSA BETH	183.53	225.00
TWC TIME WARNER CABLE	142.06	5105	MUNGUIA, MELISSA BETH	183.53	142.06
TEXAS ASSOCIATION OF C	180.00	3530	LORENTZEN, ANNE E	180.00	180.00
DISCOUNT-TIRE-CO TXC-05	1,405.00	3700	NUNEZ, EDUARDO	176.92	1,405.00
BEST BUY 00002352	679.99	3700	HOOPER, JOHN CHRISTOPHE	176.92	679.99
CORPUS AUTO SERVICE	563.76	3700	RIOS, MONICA VILLAGOMEZ	176.92	506.88

**Nueces County**  
**Transaction Totals by Department Average**  
**Statement Date(s): 01/28/2019**

Merchant	Amount	Department	Card Holder Name	Average Transaction per Dept	Average Transaction per Cardholder
SQ WINDSHIELD EXPR	450.00	3700	RIOS, MONICA VILLAGOMEZ	176.92	506.88
DTV DIRECTV SERVICE	167.73	3700	MARTINEZ, CYNTHIA LAURA	176.92	398.86
X-GRAIN/HERO247	630.00	3700	MARTINEZ, CYNTHIA LAURA	176.92	398.86
BOB'S CITY GARAGE	379.87	3700	RICHARDSON, DANA E	176.92	379.87
ANNAVILLE MUFFLER & AU	976.56	3700	WOOD, ERIC	176.92	292.08
BJ S FAMOUS UNIFORMS	181.74	3700	WOOD, ERIC	176.92	292.08
THE SHARP SHOOTER	10.00	3700	WOOD, ERIC	176.92	292.08
BOB'S CITY GARAGE	405.82	3700	KING, MARILYN J	176.92	257.90
OFFICE DEPOT #468	109.98	3700	KING, MARILYN J	176.92	257.90
BJ S FAMOUS UNIFORMS	99.87	3700	CALZADA, ALLON	176.92	253.37
CC STAMP WORKS INC	179.50	3700	CALZADA, ALLON	176.92	253.37
CORPUS CHRISTI ELECTRIC	75.00	3700	CALZADA, ALLON	176.92	253.37
ED BURKES AUTO	552.50	3700	CALZADA, ALLON	176.92	253.37
OFFICE DEPOT #468	359.98	3700	CALZADA, ALLON	176.92	253.37
RR BRINK LOCKING SYSTEMS	238.62	3700	COLLINS, ROBERT EDWARD	176.92	238.62
ANNAVILLE MUFFLER & AU	678.74	3700	MARTINEZ, MARCUS D	176.92	226.25
ANNAVILLE MUFFLER & AU	337.36	3700	CAMPOS, FRANCISCO	176.92	168.68
GOODYEAR A.S.C. #4738	167.24	3700	DAVIS, MARGARET L	176.92	167.24
BRAND APPLIANCE AND MICRO	109.00	3700	WILLOUGHBY III, WILLIAM F	176.92	124.93
CORPUS CHRISTI SAFE AND L	165.00	3700	WILLOUGHBY III, WILLIAM F	176.92	124.93
DAILY WELLS COMMUNICATIO	529.30	3700	WILLOUGHBY III, WILLIAM F	176.92	124.93
FIRESTONE678791	7.00	3700	WILLOUGHBY III, WILLIAM F	176.92	124.93
WM SUPERCENTER #470	64.20	3700	WILLOUGHBY III, WILLIAM F	176.92	124.93
CORPUS CHRISTI ELECTRIC	112.94	3700	DORR, CHRISTOPHER EMBERT	176.92	112.94
DQ-13 #14300	6.00	3700	MANUEL, DON LONZO	176.92	100.13
WWW.RESERVATIONS.COM	294.38	3700	MANUEL, DON LONZO	176.92	100.13
DTV DIRECTV SERVICE	75.94	3700	GALVAN, JOHN A	176.92	84.44
INTERSTATE BATTERIES	92.95	3700	GALVAN, JOHN A	176.92	84.44
THE HOME DEPOT 6584	81.93	3700	GONZALEZ, ADAM S	176.92	81.93
AMERICAN DETAIL SUPPLY	41.45	3700	RODRIGUEZ, NATIVIDAD	176.92	69.76
ARNOLD OIL COMPANY	488.41	3700	RODRIGUEZ, NATIVIDAD	176.92	69.76
CREAGER TIRE AND BATTERY	14.00	3700	RODRIGUEZ, NATIVIDAD	176.92	69.76
THE HOME DEPOT 6584	84.00	3700	RODRIGUEZ, NATIVIDAD	176.92	69.76
FLEET MANAGEMENT SOLUTNS	96.00	3700	BOLTZ, PATRICIA	176.92	69.50

**Nueces County**  
**Transaction Totals by Department Average**  
**Statement Date(s): 01/28/2019**

Merchant	Amount	Department	Card Holder Name	Average Transaction per Dept	Average Transaction per Cardholder
SP CUTRATEBATTERIES	43.00	3700	BOLTZ, PATRICIA	176.92	69.50
DAILY WELLS COMMUNICATIO	55.25	3700	ROCHA, JANIE MARIE	176.92	55.25
THE SHARP SHOOTER	50.00	3700	ARNOLD, MARTIN P	176.92	50.00
TRACTOR SUPPLY CO #1907	42.99	3700	WALLING, RYAN L	176.92	42.99
AUTOZONE #4215	14.38	3700	VEAD, JASON L	176.92	41.66
MARKER 37 LLC	92.00	3700	VEAD, JASON L	176.92	41.66
WAL-MART #0470	18.59	3700	VEAD, JASON L	176.92	41.66
GULF COAST PAPER COM	9.12	3700	ROSENBAUM, SYLVIA A	176.92	41.06
GULF COAST PAPER COMPANY-	83.65	3700	ROSENBAUM, SYLVIA A	176.92	41.06
WM SUPERCENTER #470	30.42	3700	ROSENBAUM, SYLVIA A	176.92	41.06
ARC SERVICES/TRAINING	123.00	3700	LEAL, ROBERT	176.92	41.00
AUTOZONE #1328	23.38	3700	MCCLURE, CHRISTINA S	176.92	23.38
SHAFFERS MUFFLER AND AUTO	7.00	3700	GARZA JR, ROBERTO D	176.92	7.00
PAYPAL TEXASDIVISI	-5.00	3700	WHITMORE, PATRICK M	176.92	-5.00
TEXAS LIBRARY ASSN	325.00	6310	DRILLEN, CRYSTAL	167.63	325.00
TEXAS LIBRARY ASSN	153.00	6310	GARZA, CYNTHIA J	167.63	153.00
AMER LIB ASSOC-CAREER	320.00	6310	GARZA, IDA GONZALEZ	167.63	131.94
SIGN XPRESS	196.81	6310	GARZA, IDA GONZALEZ	167.63	131.94
THE HOME DEPOT #6584	10.95	6310	GARZA, IDA GONZALEZ	167.63	131.94
H-E-B #184	1,080.46	4110	RACH, REBECCA S	165.71	1,080.46
H-E-B #184	653.18	4110	WOOLDRIDGE, LAURA ANNETTE	165.71	653.18
4TE GEXA ENERGY	150.00	4110	HERRERA, VERONICA ELIZABETH	165.71	168.49
AMBIT TEXAS LLC	141.13	4110	HERRERA, VERONICA ELIZABETH	165.71	168.49
AMIGO ENERGY	72.14	4110	HERRERA, VERONICA ELIZABETH	165.71	168.49
CITY OF CORPUS CHRISTI	3,755.98	4110	HERRERA, VERONICA ELIZABETH	165.71	168.49
CORPUS CHRISTI FUNERAL	573.50	4110	HERRERA, VERONICA ELIZABETH	165.71	168.49
ENTRUST ENERGY	126.56	4110	HERRERA, VERONICA ELIZABETH	165.71	168.49
ETT DOLPHINSLANDINGRENT	493.16	4110	HERRERA, VERONICA ELIZABETH	165.71	168.49
FSI CPL RETAIL	909.26	4110	HERRERA, VERONICA ELIZABETH	165.71	168.49
FSI DIRECT ENERGY	150.00	4110	HERRERA, VERONICA ELIZABETH	165.71	168.49
FSI FIRST CHOICE POWER	200.03	4110	HERRERA, VERONICA ELIZABETH	165.71	168.49
JUST ENERGY	624.53	4110	HERRERA, VERONICA ELIZABETH	165.71	168.49

**Nueces County**  
**Transaction Totals by Department Average**  
**Statement Date(s): 01/28/2019**

Merchant	Amount	Department	Card Holder Name	Average Transaction per Dept	Average Transaction per Cardholder
NUECES ELECTRIC COOP RET	142.53	4110	HERRERA, VERONICA ELIZABETH	165.71	168.49
PAW ALL FAITH CREMATION	921.00	4110	HERRERA, VERONICA ELIZABETH	165.71	168.49
RELIANT ENERGY	1,341.78	4110	HERRERA, VERONICA ELIZABETH	165.71	168.49
STREAM ENERGY/EZ-PAY	428.29	4110	HERRERA, VERONICA ELIZABETH	165.71	168.49
TREVINO FUNERAL HOME	1,131.00	4110	HERRERA, VERONICA ELIZABETH	165.71	168.49
TXU BILL PAYMENT	1,681.89	4110	HERRERA, VERONICA ELIZABETH	165.71	168.49
USR-ELECTRIC BILL	263.40	4110	HERRERA, VERONICA ELIZABETH	165.71	168.49
XOOM ENERGY TEXAS	35.77	4110	HERRERA, VERONICA ELIZABETH	165.71	168.49
4CHANGE ENERGY CHANGE	127.23	4110	GARZA, MARGARITA P	165.71	140.41
AMBIT TEXAS LLC	81.45	4110	GARZA, MARGARITA P	165.71	140.41
CITY OF BISHOP UTILITIES	85.00	4110	GARZA, MARGARITA P	165.71	140.41
CITY OF CORPUS CHRISTI	157.59	4110	GARZA, MARGARITA P	165.71	140.41
GOVERNMENT PAYMENTS	3.00	4110	GARZA, MARGARITA P	165.71	140.41
GUARDIAN FUNERAL HOME & C	921.00	4110	GARZA, MARGARITA P	165.71	140.41
JUST ENERGY	150.00	4110	GARZA, MARGARITA P	165.71	140.41
NUECES COUNTY WATER DISCT	665.31	4110	GARZA, MARGARITA P	165.71	140.41
NUECES ELECTRIC COOP	325.81	4110	GARZA, MARGARITA P	165.71	140.41
ROBSTOWN UTILITY SYSTEMS	5,135.57	4110	GARZA, MARGARITA P	165.71	140.41
SQ CORPUS CHRISTI	165.00	4110	GARZA, MARGARITA P	165.71	140.41
STREAM ENERGY/EZ-PAY	187.12	4110	GARZA, MARGARITA P	165.71	140.41
TXU BILL PAYMENT	832.20	4110	GARZA, MARGARITA P	165.71	140.41
V247 POWER CORPORATION	150.00	4110	GARZA, MARGARITA P	165.71	140.41
8X8 INC. 888-898-8733	284.42	0370	CARRIZALES, DANIEL VILLARREAL	162.40	172.17
CROSS BORDER TRANS FEE	0.15	0370	CARRIZALES, DANIEL VILLARREAL	162.40	172.17
JW MARRIOTT AUSTIN	445.72	0370	CARRIZALES, DANIEL VILLARREAL	162.40	172.17
PAYPAL WONDERIDEA	15.00	0370	CARRIZALES, DANIEL VILLARREAL	162.40	172.17
TWC TIME WARNER CABLE	115.58	0370	CARRIZALES, DANIEL VILLARREAL	162.40	172.17
AMAZON.COM MB09N1H51	113.51	0370	BOULAN, YOSHIKO	162.40	113.51
HAAS MATERIALS	250.00	0180	AGUILAR, ROBERT MARIO	159.96	205.22

**Nueces County**  
**Transaction Totals by Department Average**  
**Statement Date(s): 01/28/2019**

Merchant	Amount	Department	Card Holder Name	Average Transaction per Dept	Average Transaction per Cardholder
IN EDMOND'S COASTAL PLUM	250.00	0180	AGUILAR, ROBERT MARIO	159.96	205.22
LOWES #01825	22.92	0180	AGUILAR, ROBERT MARIO	159.96	205.22
MG BUILDING CORPUS CHRIS	630.72	0180	AGUILAR, ROBERT MARIO	159.96	205.22
NORTH PADRE HARDWARE	772.31	0180	AGUILAR, ROBERT MARIO	159.96	205.22
OREILLY AUTO #0448	112.98	0180	AGUILAR, ROBERT MARIO	159.96	205.22
ROBSTOWN HARDWARE CO INC	525.35	0180	AGUILAR, ROBERT MARIO	159.96	205.22
THE HOME DEPOT #0526	103.61	0180	AGUILAR, ROBERT MARIO	159.96	205.22
LOWES #01825	203.80	0180	CRONIN, RONALD MICHAEL	159.96	167.74
MG BUILDING CORPUS CHRIS	2,021.20	0180	CRONIN, RONALD MICHAEL	159.96	167.74
NORTH PADRE HARDWARE	123.43	0180	CRONIN, RONALD MICHAEL	159.96	167.74
DEALERS ELECTRICAL #40	384.44	0180	GALVAN JR, ANTONIO	159.96	140.90
EWALD KUBOTA - CORPUS CHR	95.66	0180	GALVAN JR, ANTONIO	159.96	140.90
FASTSERV SUPPLY CORPUS	215.16	0180	GALVAN JR, ANTONIO	159.96	140.90
FEDERAL IRON AND METAL IN	333.63	0180	GALVAN JR, ANTONIO	159.96	140.90
FERGUSON ENT # 116	97.00	0180	GALVAN JR, ANTONIO	159.96	140.90
GULF COAST NUT & BOLT SUP	9.51	0180	GALVAN JR, ANTONIO	159.96	140.90
LOWES #01825	76.40	0180	GALVAN JR, ANTONIO	159.96	140.90
NORTH PADRE HARDWARE	313.27	0180	GALVAN JR, ANTONIO	159.96	140.90
OREILLY AUTO #0448	130.95	0180	GALVAN JR, ANTONIO	159.96	140.90
OREILLY AUTO #1687	307.17	0180	GALVAN JR, ANTONIO	159.96	140.90
PORT ARANSAS HARDWARE	19.95	0180	GALVAN JR, ANTONIO	159.96	140.90
THE HOME DEPOT #0526	67.35	0180	GALVAN JR, ANTONIO	159.96	140.90
THE HOME DEPOT 526	81.83	0180	GALVAN JR, ANTONIO	159.96	140.90
ZARSKY LUMBER-CORPUS	271.50	0180	GALVAN JR, ANTONIO	159.96	140.90
ZARSKY LUMBER-PORT A	414.10	0180	GALVAN JR, ANTONIO	159.96	140.90
ATT BILL PAYMENT	190.46	0180	SCOTT, ALANA KAY	159.96	114.78
PAYPAL EPRDISTRIBU	55.98	0180	SCOTT, ALANA KAY	159.96	114.78
PAYPAL WEDOITALL2	0.00	0180	SCOTT, ALANA KAY	159.96	114.78
TAMUK MARKETPLACE	500.00	0180	SCOTT, ALANA KAY	159.96	114.78
WM SUPERCENTER #490	57.02	0180	SCOTT, ALANA KAY	159.96	114.78
GALLS	406.68	0402	SHULL, WILLIAM AGUSTIN	156.17	353.34
PURCHASED FROM APPA	300.00	0402	SHULL, WILLIAM AGUSTIN	156.17	353.34
CONF CRIME AGNST WOMEN	475.00	0402	HARRISON, GRISELDA	156.17	287.50
TAMUC ACADEMICS	100.00	0402	HARRISON, GRISELDA	156.17	287.50
TEXAS GUN SHOP INC	85.52	0402	LAVERS, THOMAS EARL	156.17	92.76



**Nueces County**  
**Transaction Totals by Department Average**  
**Statement Date(s): 01/28/2019**

Merchant	Amount	Department	Card Holder Name	Average Transaction per Dept	Average Transaction per Cardholder
THE SHARP SHOOTER	100.00	0402	LAVERS, THOMAS EARL	156.17	92.76
ALTEX COMPUTER AND ELECTR	81.77	0402	SVEHLA, STANLEY COY	156.17	67.80
CORPUS CHRISTI SAFE AND L	39.90	0402	SVEHLA, STANLEY COY	156.17	67.80
STAMP CONNECTION	71.60	0402	SVEHLA, STANLEY COY	156.17	67.80
THERANEST WILEY M	210.00	0402	SVEHLA, STANLEY COY	156.17	67.80
TXTAG 888 468 9824	3.54	0402	SVEHLA, STANLEY COY	156.17	67.80
PAYPAL ALARMTX	2,158.00	0120	DESAI, DIPAK VIJAYKUMAR	144.72	1,079.00
CBS RENTAL & SUPPLY	15.75	0120	HERNANDEZ, NOE C	144.72	337.42
CREAGER TIRE AND BATTERY	7.00	0120	HERNANDEZ, NOE C	144.72	337.42
NSC NORTHERN SAFETY CO	989.50	0120	HERNANDEZ, NOE C	144.72	337.42
BETA TECHNOLOGY INC	962.50	0120	SANCHEZ, JOSE LUIS	144.72	319.78
CREAGER TIRE AND BATTERY	7.00	0120	SANCHEZ, JOSE LUIS	144.72	319.78
TEXAS THRONE LLC	750.00	0120	SANCHEZ, JOSE LUIS	144.72	319.78
THE HOME DEPOT #6584	30.47	0120	SANCHEZ, JOSE LUIS	144.72	319.78
THE HOME DEPOT 6584	168.69	0120	SANCHEZ, JOSE LUIS	144.72	319.78
GCR 630CORPCHRISTITX	1,163.29	0120	ORTIZ, CIPRIANO	144.72	262.39
SOUTHERN TIRE MART	935.86	0120	ORTIZ, CIPRIANO	144.72	262.39
HELENA CHEM CO 25041	243.00	0120	YBARRA, EDUARDO C	144.72	246.50
WILBUR ELLIS TAFT	250.00	0120	YBARRA, EDUARDO C	144.72	246.50
A TO Z CHEMICAL SUPPLY	496.10	0120	JAQUEZ, NOE F	144.72	217.30
CBS RENTAL & SUPPLY	141.80	0120	JAQUEZ, NOE F	144.72	217.30
NSC NORTHERN SAFETY CO	538.62	0120	JAQUEZ, NOE F	144.72	217.30
THE HOME DEPOT #6564	35.94	0120	JAQUEZ, NOE F	144.72	217.30
THE HOME DEPOT 6564	91.36	0120	JAQUEZ, NOE F	144.72	217.30
ADVANCE AUTO PARTS #3344	84.40	0120	MARTINEZ JR, ARTURO	144.72	168.93
AIRGAS CENTRAL	216.25	0120	MARTINEZ JR, ARTURO	144.72	168.93
AN CHEVROLET N CORPUS	65.97	0120	MARTINEZ JR, ARTURO	144.72	168.93
ARNOLD OIL COMPANY	763.76	0120	MARTINEZ JR, ARTURO	144.72	168.93
COASTAL DIESEL	284.02	0120	MARTINEZ JR, ARTURO	144.72	168.93
CORPUS CHRISTI FREIGHTLIN	128.60	0120	MARTINEZ JR, ARTURO	144.72	168.93
CREAGER TIRE AND BATTERY	21.00	0120	MARTINEZ JR, ARTURO	144.72	168.93
DIAMOND MOWERS INC	561.39	0120	MARTINEZ JR, ARTURO	144.72	168.93
HOLT CAT CORPUS - MC	64.33	0120	MARTINEZ JR, ARTURO	144.72	168.93
IN J&B PAVELKA INC.	959.44	0120	MARTINEZ JR, ARTURO	144.72	168.93
JACKS SMALL ENGINES & GEN	63.53	0120	MARTINEZ JR, ARTURO	144.72	168.93

**Nueces County**  
**Transaction Totals by Department Average**  
**Statement Date(s): 01/28/2019**

Merchant	Amount	Department	Card Holder Name	Average Transaction per Dept	Average Transaction per Cardholder
KIMBALL MIDWEST	270.64	0120	MARTINEZ JR, ARTURO	144.72	168.93
NUECES POWER EQUIPMENT	28.07	0120	MARTINEZ JR, ARTURO	144.72	168.93
OIL PATCH PETROLEUM INC	17.24	0120	MARTINEZ JR, ARTURO	144.72	168.93
OREILLY AUTO #0635	221.86	0120	MARTINEZ JR, ARTURO	144.72	168.93
ROBSTOWN HARDWARE CO INC	174.02	0120	MARTINEZ JR, ARTURO	144.72	168.93
ROMCO EQUIPMENT 004	656.25	0120	MARTINEZ JR, ARTURO	144.72	168.93
SHEINBERG TOOL CO. INC.	14.64	0120	MARTINEZ JR, ARTURO	144.72	168.93
SOUTHWEST WHEEL CO COR	25.86	0120	MARTINEZ JR, ARTURO	144.72	168.93
STEWART DEAN BEARING COMP	11.85	0120	MARTINEZ JR, ARTURO	144.72	168.93
WAUKESHA-PEARCE CORPUS	2,106.89	0120	MARTINEZ JR, ARTURO	144.72	168.93
WOODY'S TRUCK CENTER	186.32	0120	MARTINEZ JR, ARTURO	144.72	168.93
DIESEL ENGINE & INJECTIO	345.63	0120	MORADO, ROBERT LUIS	144.72	165.95
GULF COAST NUT & BOLT SUP	152.22	0120	MORADO, ROBERT LUIS	144.72	165.95
ALARM SECURITY & CONT.	300.00	0120	WHITE, DOROTHY ARLENE	144.72	161.24
C.C. BATTERY COMPANY	100.75	0120	WHITE, DOROTHY ARLENE	144.72	161.24
CBS RENTAL & SUPPLY	29.60	0120	WHITE, DOROTHY ARLENE	144.72	161.24
DELTA SPECIALTIES SUPPLY	110.00	0120	WHITE, DOROTHY ARLENE	144.72	161.24
IN R & R PETRO SERVICES	328.92	0120	WHITE, DOROTHY ARLENE	144.72	161.24
PP JOHNNY COOL REFIG	242.50	0120	WHITE, DOROTHY ARLENE	144.72	161.24
WAL-MART #0470	16.94	0120	WHITE, DOROTHY ARLENE	144.72	161.24
AN CHEVROLET N CORPUS	293.77	0120	CISNEROS, SIMON G	144.72	139.98
COMPLETE DIESEL REPAIR	21.00	0120	CISNEROS, SIMON G	144.72	139.98
DAILY WELLS COMMUNICATIO	170.00	0120	CISNEROS, SIMON G	144.72	139.98
EWALD KUBOTA - CORPUS CHR	304.59	0120	CISNEROS, SIMON G	144.72	139.98
HOSE OF SOUTH TEXAS	96.68	0120	CISNEROS, SIMON G	144.72	139.98
OREILLY AUTO #1982	96.89	0120	CISNEROS, SIMON G	144.72	139.98
ROBSTOWN HARDWARE CO INC	526.73	0120	CISNEROS, SIMON G	144.72	139.98
SOUTHERN TIRE MART	590.00	0120	CISNEROS, SIMON G	144.72	139.98
ADVANCE AUTO PARTS #3344	31.58	0120	LOPEZ, ROSIE LAMAR	144.72	129.90
ARNOLD OIL COMPANY	163.67	0120	LOPEZ, ROSIE LAMAR	144.72	129.90
C.C. BATTERY COMPANY	275.08	0120	LOPEZ, ROSIE LAMAR	144.72	129.90
CHAMPION CHEVY_CADILLA	120.35	0120	LOPEZ, ROSIE LAMAR	144.72	129.90

**Nueces County**  
**Transaction Totals by Department Average**  
**Statement Date(s): 01/28/2019**

Merchant	Amount	Department	Card Holder Name	Average Transaction per Dept	Average Transaction per Cardholder
COASTAL DIESEL	63.37	0120	LOPEZ, ROSIE LAMAR	144.72	129.90
CREAGER TIRE AND BATTERY	7.00	0120	LOPEZ, ROSIE LAMAR	144.72	129.90
DAILY WELLS COMMUNICATIO	339.02	0120	LOPEZ, ROSIE LAMAR	144.72	129.90
DIESEL ENGINE & INJECTIO	159.40	0120	LOPEZ, ROSIE LAMAR	144.72	129.90
FASTSERV SUPPLY CORPUS	9.51	0120	LOPEZ, ROSIE LAMAR	144.72	129.90
HOSE OF SOUTH TEXAS	381.92	0120	LOPEZ, ROSIE LAMAR	144.72	129.90
IN J&B PAVELKA INC.	713.19	0120	LOPEZ, ROSIE LAMAR	144.72	129.90
MOMAR INC	259.80	0120	LOPEZ, ROSIE LAMAR	144.72	129.90
ROBSTOWN HARDWARE CO INC	685.44	0120	LOPEZ, ROSIE LAMAR	144.72	129.90
SAFETY KLEEN CORP	536.27	0120	LOPEZ, ROSIE LAMAR	144.72	129.90
SHEINBERG TOOL CO. INC.	106.32	0120	LOPEZ, ROSIE LAMAR	144.72	129.90
SQ SOUTH TX OVERHE	215.00	0120	LOPEZ, ROSIE LAMAR	144.72	129.90
SR PARTS GLOBAL SOLUTION	250.00	0120	LOPEZ, ROSIE LAMAR	144.72	129.90
WOODY'S TRUCK CENTER	99.59	0120	LOPEZ, ROSIE LAMAR	144.72	129.90
ARC HOUSTON 09	92.20	0120	MORENO, YOLANDA	144.72	112.01
ASFPM	320.00	0120	MORENO, YOLANDA	144.72	112.01
EWALD KUBOTA - CORPUS CHR	203.08	0120	MORENO, YOLANDA	144.72	112.01
TEXAS FLOODPLAIN MANAGEME	50.00	0120	MORENO, YOLANDA	144.72	112.01
TX DEPT AGRICULTUR	230.82	0120	MORENO, YOLANDA	144.72	112.01
ADVANCE AUTO PARTS #3344	213.53	0120	MERCADO, SANTIAGO	144.72	71.91
AIRGAS CENTRAL	306.61	0120	MERCADO, SANTIAGO	144.72	71.91
AN CHEVROLET N CORPUS	458.74	0120	MERCADO, SANTIAGO	144.72	71.91
ARNOLD OIL COMPANY	727.80	0120	MERCADO, SANTIAGO	144.72	71.91
C.C. BATTERY COMPANY	396.00	0120	MERCADO, SANTIAGO	144.72	71.91
COASTAL DIESEL	524.76	0120	MERCADO, SANTIAGO	144.72	71.91
CORPUS CHRISTI FREIGHTLIN	243.28	0120	MERCADO, SANTIAGO	144.72	71.91
CREAGER TIRE AND BATTERY	14.00	0120	MERCADO, SANTIAGO	144.72	71.91
DAILY WELLS COMMUNICATIO	184.19	0120	MERCADO, SANTIAGO	144.72	71.91
DIESEL ENGINE & INJECTIO	99.10	0120	MERCADO, SANTIAGO	144.72	71.91
EWALD KUBOTA - CORPUS CHR	31.95	0120	MERCADO, SANTIAGO	144.72	71.91
FASTSERV SUPPLY CORPUS	18.75	0120	MERCADO, SANTIAGO	144.72	71.91
HOLT CAT CORPUS - MC	36.53	0120	MERCADO, SANTIAGO	144.72	71.91

**Nueces County**  
**Transaction Totals by Department Average**  
**Statement Date(s): 01/28/2019**

Merchant	Amount	Department	Card Holder Name	Average Transaction per Dept	Average Transaction per Cardholder
INTERNATIONAL ELECTRONICS	35.88	0120	MERCADO, SANTIAGO	144.72	71.91
IWS GAS AND SUPPLY OF TX	149.99	0120	MERCADO, SANTIAGO	144.72	71.91
MCCOYS #17	2.99	0120	MERCADO, SANTIAGO	144.72	71.91
OREILLY AUTO #0635	6.67	0120	MERCADO, SANTIAGO	144.72	71.91
ROBSTOWN HARDWARE CO INC	964.83	0120	MERCADO, SANTIAGO	144.72	71.91
SAMES FORD LINCOLN	443.49	0120	MERCADO, SANTIAGO	144.72	71.91
SHEINBERG TOOL CO INC	36.22	0120	MERCADO, SANTIAGO	144.72	71.91
SHEINBERG TOOL CO. INC.	24.72	0120	MERCADO, SANTIAGO	144.72	71.91
SOUTHWEST WHEEL CO COR	15.96	0120	MERCADO, SANTIAGO	144.72	71.91
SR PARTS GLOBAL SOLUTION	65.00	0120	MERCADO, SANTIAGO	144.72	71.91
SR PARTS INC	34.50	0120	MERCADO, SANTIAGO	144.72	71.91
STEWART DEAN BEARING COMP	18.66	0120	MERCADO, SANTIAGO	144.72	71.91
THE HOME DEPOT #6584	23.03	0120	MERCADO, SANTIAGO	144.72	71.91
WAUKESHA-PEARCE CORPUS	67.77	0120	MERCADO, SANTIAGO	144.72	71.91
WOODY'S TRUCK CENTER	104.45	0120	MERCADO, SANTIAGO	144.72	71.91
FREEDOM AUTO SPA	46.00	0120	GARCIA, JERRY	144.72	46.00
R & D SPRAYERS	130.87	6110	OTT, JASON P	130.87	130.87
CARS 4 CREDIT	836.39	3810	MARTINEZ, FELIPE DE JESUS	125.20	167.28
TEXAS EXCELLENCE DETAIL	40.00	3810	ROSAS, STEPHEN A	125.20	20.00
SHERATON	240.35	1121	MCLEMORE, THERESA C	125.18	240.35
SHERATON AUSTIN HOTEL PAR	10.00	1121	LITTLE III, TYNER W	125.18	10.00
CITY OF CC AIRPORT	20.00	3480	MUERY, BRET RYAN	104.41	461.08
WALGREENS #4424	902.17	3480	MUERY, BRET RYAN	104.41	461.08
IXL LEARNING	359.00	3480	MORENO, JOSHUA ANTHONY	104.41	301.33
MIDTOWN	500.00	3480	MORENO, JOSHUA ANTHONY	104.41	301.33
MORGAN STREET DENTAL CE	214.00	3480	MORENO, JOSHUA ANTHONY	104.41	301.33
NETFLIX.COM	13.99	3480	MORENO, JOSHUA ANTHONY	104.41	301.33
WALGREENS #4424	720.98	3480	MORENO, JOSHUA ANTHONY	104.41	301.33
DEFENSIVE DRIVING.COM	35.00	3480	SALDANA, DEANNA	104.41	172.70
EMBCC	310.40	3480	SALDANA, DEANNA	104.41	172.70
SCHLOTZSKY'S OLO #1118	140.81	3480	FLORES, HOMER	104.41	140.81
AN CHEVROLET N CORPUS	14.00	3480	FLORES, PAUL	104.41	133.36
CARISMA WASH	144.51	3480	FLORES, PAUL	104.41	133.36
CORPUS CHRISTI LOCK DOC L	460.15	3480	FLORES, PAUL	104.41	133.36

**Nueces County**  
**Transaction Totals by Department Average**  
**Statement Date(s): 01/28/2019**

Merchant	Amount	Department	Card Holder Name	Average Transaction per Dept	Average Transaction per Cardholder
T C AUTO SERVICE INC	402.80	3480	FLORES, PAUL	104.41	133.36
THE HOME DEPOT #0526	107.00	3480	FLORES, PAUL	104.41	133.36
THE HOME DEPOT #6584	71.82	3480	FLORES, PAUL	104.41	133.36
AMERICAN RED CROSS	102.07	3480	MILAM, JOHN	104.41	104.02
ARC SERVICES/TRAINING	210.00	3480	MILAM, JOHN	104.41	104.02
CHEWY.COM	50.38	3480	SCHMIDT, CLAUDIA ANNETTE	104.41	50.38
3G GRAPHICS	344.17	3480	ARISMENDEZ, YSIDRO IV	104.41	26.01
BIRDS RUBBER STAMPS	24.95	3480	ARISMENDEZ, YSIDRO IV	104.41	26.01
BOB BARKER COMPANY INC	96.60	3480	ARISMENDEZ, YSIDRO IV	104.41	26.01
IDENTOGO - TX FINGERPRINT	275.00	3480	ARISMENDEZ, YSIDRO IV	104.41	26.01
OFFICE DEPOT #70	13.69	3480	ARISMENDEZ, YSIDRO IV	104.41	26.01
AGEX CONFERENCE SERVIC	-140.00	1020	GONZALEZ, JOE A	103.43	103.43
SHERATON	450.28	1020	GONZALEZ, JOE A	103.43	103.43
DAILY WELLS COMMUNICATIO	95.00	3850	RAMOS JR, ROBERTO	96.37	135.33
GOODYEAR TIRE #4739	296.00	3850	RAMOS JR, ROBERTO	96.37	135.33
OREILLY AUTO #1982	14.99	3850	RAMOS JR, ROBERTO	96.37	135.33
ASTROMATIC CAR WAS	60.00	3850	MARTIN, VANESSA	96.37	109.95
BEST WESTERN LAGRANGE IN	235.86	3850	MARTIN, VANESSA	96.37	109.95
GOODYEAR TIRE #4739	137.03	3850	MARTIN, VANESSA	96.37	109.95
OREILLY AUTO #1982	104.27	3850	MARTIN, VANESSA	96.37	109.95
POLICEONE	325.00	3850	MARTIN, VANESSA	96.37	109.95
TEXAS ASSOCIATION OF C	95.00	3850	MARTIN, VANESSA	96.37	109.95
VIP CAR WASH & SUPER	254.45	3850	MARTIN, VANESSA	96.37	109.95
WAL-MART #0464	107.76	3850	MARTIN, VANESSA	96.37	109.95
DAILY WELLS COMMUNICATIO	132.50	3850	PEREZ, EFRAIN	96.37	84.17
ROBLES TIRE RECYCLING	120.00	3850	PEREZ, EFRAIN	96.37	84.17
ROBSTOWN CLEANERS	25.64	3850	GARZA, GILBERTO VASQUEZ	96.37	19.32
SHINE ON CAR WASH	13.00	3850	GARZA, GILBERTO VASQUEZ	96.37	19.32
HOT ROD RUDYS	7.28	3850	FLORES III, FRANK	96.37	7.28
USPS PO 4808000343	90.00	3630	AUMADA, DEBRA D	90.00	90.00
ENSYSTEX II	150.00	3092	FLORES, MICHAEL ANTHONY	88.92	105.68
OREILLY AUTO #0635	55.08	3092	FLORES, MICHAEL ANTHONY	88.92	105.68
SAFELITE AUTOGLASS	277.98	3092	FLORES, MICHAEL ANTHONY	88.92	105.68
UNIVAR USA INC	150.99	3092	FLORES, MICHAEL ANTHONY	88.92	105.68
UNIVAR USA INC	167.68	3092	HINOJOSA, VICTOR A	88.92	83.84
ADVANCE AUTO PARTS #8079	53.48	3092	DIAZ JR, DONACIANO R	88.92	77.62

**Nueces County**  
**Transaction Totals by Department Average**  
**Statement Date(s): 01/28/2019**

Merchant	Amount	Department	Card Holder Name	Average Transaction per Dept	Average Transaction per Cardholder
GCR 630CORPCHRISTITX	257.22	3092	DIAZ JR, DONACIANO R	88.92	77.62
THE HOME DEPOT #6564	27.90	3092	DIAZ JR, DONACIANO R	88.92	77.62
UNIVAR USA INC	282.36	3092	DIAZ JR, DONACIANO R	88.92	77.62
BEST WESTERN PLUS GEORGTW	1,016.50	1160	MARTINEZ, JUAN D	85.50	92.41
TXDPS CRIME RECS	9.46	1160	HERNANDEZ III, LORENZO	85.50	9.46
OREILLY AUTO #1982	12.98	6210	MUNOZ, NORMA	77.46	77.46
TWC TIME WARNER CABLE	120.60	6210	MUNOZ, NORMA	77.46	77.46
VIP CAR WASH AND LUBE NW	98.80	6210	MUNOZ, NORMA	77.46	77.46
CC CALLER-TIMES	1.06	1122	BEDIA, MARIA MAGDALENA	71.42	71.42
FEDEX 31332794	111.79	1122	BEDIA, MARIA MAGDALENA	71.42	71.42
OFFICE DEPOT #1127	425.39	1122	BEDIA, MARIA MAGDALENA	71.42	71.42
OFFICE DEPOT #2250	18.76	1122	BEDIA, MARIA MAGDALENA	71.42	71.42
OFFICE DEPOT #468	157.15	1122	BEDIA, MARIA MAGDALENA	71.42	71.42
A-1 TIRE & AUTO	162.14	3830	MENDOZA JR, OSCAR	52.64	52.64
CULLIGAN/ULTRAPURE WAT	23.40	3830	MENDOZA JR, OSCAR	52.64	52.64
FEDEX 784843627400	16.49	3830	MENDOZA JR, OSCAR	52.64	52.64
OREILLY AUTO #1982	41.43	3830	MENDOZA JR, OSCAR	52.64	52.64
TEXAS ASSOCIATION OF C	35.00	3830	MENDOZA JR, OSCAR	52.64	52.64
USPS PO 4808000343	90.00	3830	MENDOZA JR, OSCAR	52.64	52.64
GREYHOUND LINES 6855	49.95	5330	RAMIREZ, JUAN A	48.28	67.53
TRACTOR SUPPLY #333	85.11	5330	RAMIREZ, JUAN A	48.28	67.53
SHELL OIL 57545310500	7.00	5330	CARR, JOSEPH VINCENT	48.28	38.66
VIP CAR WASH AND LUBE NW	147.65	5330	CARR, JOSEPH VINCENT	48.28	38.66
B & T RENTALS	26.00	3300	ROBERTS, MARILEE LISEC	42.78	42.78
H-E-B #210	19.33	3300	ROBERTS, MARILEE LISEC	42.78	42.78
KIKOS MEXICAN FOOD	103.89	3300	ROBERTS, MARILEE LISEC	42.78	42.78
SHORELINE SANDWICH	24.74	3300	ROBERTS, MARILEE LISEC	42.78	42.78
SQ JMJ BUSINESS EQ	39.95	3300	ROBERTS, MARILEE LISEC	42.78	42.78
ISLAND TIRE AND AUTOMOTIV	170.65	3820	LINDNER, DAVID F	39.99	170.65
OSS ACADEMY	119.00	3820	HILL, JAMES ROBERT	39.99	59.50
OSS ACADEMY	119.00	3820	NELSON, JOSEPH DAVID	39.99	59.50
ZACHRY PUBLICATIONS	47.50	3820	GONZALES, MINERVA S	39.99	47.50
OSS ACADEMY	30.00	3820	CLARK, JOHN MITCHELL	39.99	45.00
TEXAS ASSOCIATION OF C	60.00	3820	CLARK, JOHN MITCHELL	39.99	45.00
OSS ACADEMY	30.00	3820	MARTINEZ JR, MARCIAL	39.99	30.00
OSS ACADEMY	30.00	3820	ROBERTSON III, HUEL JAMES	39.99	30.00
OSS ACADEMY	100.00	3820	BALDERAS, RENE	39.99	23.98
WAL-MART #5898	19.88	3820	BALDERAS, RENE	39.99	23.98

**Nueces County**  
**Transaction Totals by Department Average**  
**Statement Date(s): 01/28/2019**

Merchant	Amount	Department	Card Holder Name	Average Transaction per Dept	Average Transaction per Cardholder
BIRDS RUBBER STAMPS	30.00	3820	BRANDON, DONNA D	39.99	19.18
OSS ACADEMY	30.00	3820	BRANDON, DONNA D	39.99	19.18
THE SHARP SHOOTER	10.00	3820	BRANDON, DONNA D	39.99	19.18
USPS PO 4820210418	6.70	3820	BRANDON, DONNA D	39.99	19.18
OSS ACADEMY	30.00	3820	ZAMORA, ANTHONY	39.99	18.50
SQ STICKER XPRESS	7.00	3820	ZAMORA, ANTHONY	39.99	18.50
COURTS/USDC-TX-PAY	25.00	1130	CASAS, NORMA N	33.65	62.50
TEXAS COUNCIL ON FAMILY V	100.00	1130	CASAS, NORMA N	33.65	62.50
USPS PO 4820200410	43.25	1130	VELA, MELISSA DIANE	33.65	14.42
PAYPAL COASTALBEND	13.51	1245	GUERRA, JULIE	13.51	13.51
CCI HOTEL RES	0.00	1030	MAREZ, EDWARD J	0.00	0.00
<b>Total</b>	<b>333,376.97</b>				

**Nueces County  
Transaction Totals by Vendor  
Statement Dates: 01/28/2019**

Merchant	Amount	Transaction Count	Average Transaction
1398 COLUMBIA	839.20	1	839.20
3G GRAPHICS	344.17	1	344.17
4CHANGE ENERGY CHANGE	256.73	2	128.36
4TE GEXA ENERGY	150.00	1	150.00
8X8 INC. 888-898-8733	284.42	1	284.42
A & B PLASTICS AND FABRIC	185.50	2	92.75
A TO Z CHEMICAL SUPPLY	496.10	1	496.10
A&W OFFICE SUPPLY	1,282.58	4	320.64
A-1 TIRE & AUTO	325.13	4	81.28
ACFE	205.00	1	205.00
ADI-SA	4,615.04	1	4,615.04
ADVANCE AUTO PARTS #3344	329.51	9	36.61
ADVANCE AUTO PARTS #8079	53.48	1	53.48
AGEX CONFERENCE SERVIC	-140.00	1	-140.00
AIRGAS CENTRAL	522.86	2	261.43
ALARM SECURITY & CONT.	300.00	1	300.00
ALTEX COMPUTER AND ELECTR	379.62	4	94.90
AMAZON.COM MB09N1H51	113.51	1	113.51
AMBIT TEXAS LLC	222.58	3	74.19
AMER LIB ASSOC-CAREER	320.00	1	320.00
AMERICAN DETAIL SUPPLY	41.45	1	41.45
AMERICAN RED CROSS	102.07	1	102.07
AMERICAN SOLUTIONS4 BUS	443.96	1	443.96
AMIGO ENERGY	72.14	1	72.14
AMZN MKTP US M249L9W12	21.96	1	21.96
AMZN MKTP US M26U64YY1	223.95	1	223.95
AMZN MKTP US M27CW8YQ2	48.84	1	48.84
AMZN MKTP US MB09E6FJ0	151.37	1	151.37
AMZN MKTP US MB1DT9JT0	344.62	1	344.62
AMZN MKTP US MB2UF7430	5,028.50	1	5,028.50
AMZN MKTP US MB7HO4TE0	105.35	1	105.35
AMZN MKTP US MB85V83F0	69.92	1	69.92
AMZN MKTP US MB97R0HD1	389.94	1	389.94
AMZN MKTP US MB9CH1JF1	48.00	1	48.00
AMZN MKTP US MB9DM5TI0	99.99	1	99.99
AN CHEVROLET N CORPUS	832.48	7	118.93
AN COLLISION CORPUS	2,815.20	2	1,407.60
ANNAVILLE MUFFLER & AU	1,992.66	7	284.67
AP GAS & ELECTRIC TX	112.82	1	112.82
ARC HOUSTON 09	92.20	1	92.20
ARC SERVICES/TRAINING	333.00	5	66.60
ARNOLD OIL COMPANY	2,143.64	21	102.08



**Nueces County  
Transaction Totals by Vendor  
Statement Dates: 01/28/2019**

Merchant	Amount	Transaction Count	Average Transaction
ASFPM	320.00	2	160.00
ASHMORE PAINT CO INC	2,736.06	11	248.73
ASTROMATIC CAR WAS	60.00	1	60.00
AT&T BILL PAYMENT	22,007.31	2	11,003.66
ATT BILL PAYMENT	190.46	2	95.23
AUTOZONE #1328	23.38	1	23.38
AUTOZONE #4215	14.38	1	14.38
B & T RENTALS	26.00	1	26.00
BECK MASTEN COASTAL BEND	562.34	3	187.45
BEST BUY 00002352	679.99	1	679.99
BEST WESTERN LAGRANGE IN	235.86	1	235.86
BEST WESTERN PLUS GEORGTW	1,016.50	11	92.41
BESTBUYCOM528	675.96	2	337.98
BETA TECHNOLOGY INC	962.50	1	962.50
BINSWANGER GLASS #100	394.40	1	394.40
BIRDS RUBBER STAMPS	502.85	8	62.86
BJ S FAMOUS UNIFORMS	281.61	2	140.80
BOB BARKER COMPANY INC	96.60	1	96.60
BOB'S CITY GARAGE	785.69	2	392.84
BRAND APPLIANCE AND MICRO	109.00	1	109.00
BROOKS TIRE INC	14.00	2	7.00
C.C. BATTERY COMPANY	771.83	8	96.48
CARISMA WASH	144.51	1	144.51
CARS 4 CREDIT	836.39	5	167.28
CBS RENTAL & SUPPLY	187.15	4	46.79
CC CALLER-TIMES	1.06	1	1.06
CC DISPOSAL SERVICE	93.34	1	93.34
CC DISTRIBUTORS	587.55	4	146.89
CC PLUMBING	55.48	1	55.48
CC STAMP WORKS INC	2,234.20	17	131.42
CCI HOTEL RES	0.00	2	0.00
CDW GOVT #QTB7001	60.29	1	60.29
CHAMPION CHEVY_CADILLA	120.35	2	60.18
CHEWY.COM	50.38	1	50.38
CITY OF BISHOP UTILITIES	85.00	1	85.00
CITY OF CC AIRPORT	20.00	1	20.00
CITY OF CORPUS CHRISTI	4,441.74	38	116.89
COASTAL A.D.S INC.	451.00	3	150.33
COASTAL DIESEL	872.15	16	54.51
COASTAL OFFICE SOLUTIONS	5,787.99	5	1,157.60
COMPLETE DIESEL REPAIR	21.00	1	21.00
CONF CRIME AGNST WOMEN	475.00	1	475.00

**Nueces County  
Transaction Totals by Vendor  
Statement Dates: 01/28/2019**

Merchant	Amount	Transaction Count	Average Transaction
COOPERS COLLISION CENTER	2,778.78	1	2,778.78
CORPUS AUTO SERVICE	563.76	1	563.76
CORPUS CHRISTI CALLER	3,331.95	5	666.39
CORPUS CHRISTI ELECTRIC	1,215.02	3	405.01
CORPUS CHRISTI FREIGHTLIN	371.88	5	74.38
CORPUS CHRISTI FUNERAL	2,250.50	2	1,125.25
CORPUS CHRISTI LOCK DOC L	460.15	2	230.08
CORPUS CHRISTI SAFE AND L	3,515.80	8	439.48
COURTS/USDC-TX-PAY	25.00	1	25.00
CREAGER TIRE AND BATTERY	70.00	10	7.00
CROSS BORDER TRANS FEE	0.15	1	0.15
CULLIGAN/ULTRAPURE WAT	23.40	1	23.40
D & C FENCE CO. INC	790.00	1	790.00
DAILY WELLS COMMUNICATIO	1,505.26	10	150.53
DEALERS ELECTRICAL #40	384.44	1	384.44
DEFENSIVE DRIVING.COM	35.00	1	35.00
DELTA SPECIALTIES SUPPLY	110.00	1	110.00
DIAMOND MOWERS INC	561.39	1	561.39
DIESEL ENGINE & INJECTIO	604.13	6	100.69
DISCOUNT-TIRE-CO TXC-05	1,405.00	1	1,405.00
DOUBLETREE HOTELS	281.02	2	140.51
DQ-13 #14300	6.00	1	6.00
DTV DIRECTV SERVICE	334.45	3	111.48
ED BURKES AUTO	552.50	1	552.50
EMAT	225.00	1	225.00
EMBCC	310.40	1	310.40
ENSYSTEX II	150.00	1	150.00
ENTRUST ENERGY	126.56	1	126.56
ETT DOLPHINSLANDINGRENT	493.16	1	493.16
EVEREST WATER COFFEE	97.50	2	48.75
EWALD KUBOTA - CORPUS CHR	635.28	5	127.06
FASCLAMPITT CORPUS CHRIST	801.49	4	200.37
FASTSERV SUPPLY CORPUS	300.92	6	50.15
FEDERAL IRON AND METAL IN	333.63	1	333.63
FEDEX 31242309	8.66	1	8.66
FEDEX 31332794	111.79	1	111.79
FEDEX 784843627400	16.49	1	16.49
FERGUSON ENT # 116	226.33	2	113.16
FINANCIAL SERVICES	20,559.23	1	20,559.23
FIRESTONE678791	14.00	2	7.00
FIRETROL PROTECTION SYSTE	715.72	1	715.72
FIVE POINTS AUTO CENTER	63.48	2	31.74

**Nueces County  
Transaction Totals by Vendor  
Statement Dates: 01/28/2019**

Merchant	Amount	Transaction Count	Average Transaction
FLEET MANAGEMENT SOLUTNS	96.00	1	96.00
FOURPAIR COM	83.45	1	83.45
FREEDOM AUTO SPA	46.00	1	46.00
FSI CPL RETAIL	909.26	6	151.54
FSI DIRECT ENERGY	150.00	1	150.00
FSI FIRST CHOICE POWER	200.03	2	100.02
GALLS	406.68	1	406.68
GATEWAY PRINTING & OFFIC	57.42	3	19.14
GATEWAY PRINTING & OFFICE	16,889.99	53	318.68
GCR 630CORPCHRISTITX	1,420.51	6	236.75
GOKEYLESS	-1,102.95	1	-1,102.95
GOODYEAR A.S.C. #4738	167.24	1	167.24
GOODYEAR TIRE #4739	433.03	2	216.52
GOVERNMENT FINANCE OFFIC	550.00	1	550.00
GOVERNMENT PAYMENTS	3.00	1	3.00
GRAINGER	541.96	2	270.98
GRANDE COMMUNICATIONS	68.29	1	68.29
GRAYBAR ELECTRIC	2,476.16	9	275.13
GREYHOUND LINES 6855	49.95	1	49.95
GUARDIAN FUNERAL HOME & C	921.00	1	921.00
GULF COAST NUT & BOLT SUP	161.73	3	53.91
GULF COAST PAPER COM	9.12	1	9.12
GULF COAST PAPER COMPANY-	22,920.80	27	848.92
H-E-B #184	1,733.64	2	866.82
H-E-B #210	19.33	1	19.33
HAAS MATERIALS	250.00	1	250.00
HELENA CHEM CO 25041	243.00	1	243.00
HOBBY-LOBBY #0116	59.93	1	59.93
HOLT CAT CORPUS - MC	160.86	3	53.62
HOLT CAT SA PARTS - MS	65.93	1	65.93
HOSE OF SOUTH TEXAS	549.71	3	183.24
HOT ROD RUDYS	7.28	1	7.28
IDENTOGO - TX FINGERPRINT	275.00	25	11.00
IN ACADEMIC CHURCH & CHO	615.00	2	307.50
IN EDMOND'S COASTAL PLUM	250.00	1	250.00
IN J&B PAVELKA INC.	1,672.63	3	557.54
IN PRO TECH MECHANICAL I	3,932.85	4	983.21
IN R & R PETRO SERVICES	458.92	2	229.46
IN RICHLINE TECHNICAL SE	3,465.00	1	3,465.00
IN TROYS FENCE	550.00	1	550.00
INDUSTRIAL COMMUNICATIONS	656.00	1	656.00
INDUSTRIAL FABRICATORS OF	748.75	1	748.75

**Nueces County  
Transaction Totals by Vendor  
Statement Dates: 01/28/2019**

Merchant	Amount	Transaction Count	Average Transaction
INTERNATIONAL ELECTRONICS	35.88	1	35.88
INTERSTATE BATTERIES	92.95	1	92.95
INTUIT QUICKBOOKS	5,279.90	1	5,279.90
ISLAND TIRE AND AUTOMOTIV	170.65	1	170.65
ITD PRINT SOLUTIONS	1,846.00	3	615.33
IWS GAS AND SUPPLY OF TX	149.99	1	149.99
IXL LEARNING	359.00	1	359.00
JACKS SMALL ENGINES & GEN	63.53	1	63.53
JOHNSON CONTROLS SS	2,679.72	4	669.93
JOHNSTONE SPLY AT CORPUS	556.96	6	92.83
JUST ENERGY	774.53	5	154.91
JW MARRIOTT AUSTIN	445.72	1	445.72
KIKOS MEXICAN FOOD	103.89	1	103.89
KIMBALL MIDWEST	270.64	1	270.64
LOGMEIN GOTOMEETING	147.00	1	147.00
LOWES #01825	345.06	6	57.51
LUMBER LIQUIDATORS 171	40.67	1	40.67
MARKER 37 LLC	92.00	1	92.00
MCCOYS #17	51.95	2	25.98
MG BUILDING CORPUS CHRIS	2,651.92	8	331.49
MIDTOWN	500.00	1	500.00
MINIT MAN #3	90.97	1	90.97
MNI DIESEL INC.	286.50	1	286.50
MOMAR INC	259.80	1	259.80
MOORE MEDICAL LLC	1,650.45	3	550.15
MORGAN STREET DENTAL CE	214.00	2	107.00
NATIONAL SAFETY COUNCIL	450.00	1	450.00
NETFLIX.COM	13.99	1	13.99
NETWORKTIGERS INC	1,259.58	1	1,259.58
NNA SERVICES LLC	280.00	2	140.00
NORTH PADRE HARDWARE	1,209.01	11	109.91
NSC NORTHERN SAFETY CO	1,528.12	2	764.06
NUECES CO TX - GOV PAY FE	12.00	4	3.00
NUECES CO TX-TAC-MOTOR	247.00	4	61.75
NUECES COUNTY WATER DISCT	2,578.33	13	198.33
NUECES ELECTRIC COOP	325.81	3	108.60
NUECES ELECTRIC COOP RET	142.53	1	142.53
NUECES POWER EQUIPMENT	28.07	1	28.07
OFFICE DEPOT #1127	425.39	6	70.90
OFFICE DEPOT #2250	18.76	1	18.76
OFFICE DEPOT #468	703.47	4	175.87
OFFICE DEPOT #70	13.69	1	13.69

**Nueces County  
Transaction Totals by Vendor  
Statement Dates: 01/28/2019**

Merchant	Amount	Transaction Count	Average Transaction
OIL PATCH PETROLEUM INC	17.24	2	8.62
OMNI AUSTIN SOUTHPARK	4,866.72	6	811.12
OREILLY AUTO #0445	37.96	1	37.96
OREILLY AUTO #0448	243.93	3	81.31
OREILLY AUTO #0635	283.61	8	35.45
OREILLY AUTO #1687	307.17	3	102.39
OREILLY AUTO #1982	571.61	17	33.62
OSS ACADEMY	488.00	11	44.36
PAW ALL FAITH CREMATION	921.00	1	921.00
PAW DEPENDABLE AIRE	850.00	4	212.50
PAYPAL ALARMTX	2,158.00	2	1,079.00
PAYPAL COASTALBEND	13.51	1	13.51
PAYPAL EPRDISTRIBU	55.98	1	55.98
PAYPAL TEXASDIVISI	-5.00	1	-5.00
PAYPAL WEDOITALL2	0.00	2	0.00
PAYPAL WONDERIDEA	15.00	1	15.00
PITNEY BOWES PI	58.50	1	58.50
PMI ROBSTOWN	938.62	2	469.31
POLICEONE	325.00	1	325.00
PORT ARANSAS HARDWARE	19.95	1	19.95
POSTNET (TX162)	1,114.75	3	371.58
PP JOHNNY COOL REFIG	242.50	1	242.50
PRAXAIR DIST INC OAM	114.19	1	114.19
PRO FIRE PROTECTION INC	344.50	3	114.83
PROF PLUMBING GROUP	5,268.64	5	1,053.73
PURCHASED FROM APPA	300.00	1	300.00
QUIK PRINT	133.00	1	133.00
R & D SPRAYERS	130.87	1	130.87
RELIANT ENERGY	1,734.24	6	289.04
RICHMOND PAPER & INK	163.13	1	163.13
RICOH USA INC	36,288.17	2	18,144.08
RMA TOLL	5.19	1	5.19
ROBLES TIRE RECYCLING	928.84	4	232.21
ROBSTOWN CLEANERS	25.64	1	25.64
ROBSTOWN HARDWARE CO INC	3,939.77	14	281.41
ROBSTOWN UTILITY SYSTEMS	5,135.57	32	160.49
ROMCO EQUIPMENT 004	656.25	1	656.25
ROTO-ROOTER PLUMBERS ST -	244.00	1	244.00
RR BRINK LOCKING SYSTEMS	238.62	1	238.62
SAFELITE AUTOGLASS	277.98	1	277.98
SAFETY KLEEN CORP	536.27	1	536.27
SAMES FORD LINCOLN	443.49	4	110.87

**Nueces County  
Transaction Totals by Vendor  
Statement Dates: 01/28/2019**

Merchant	Amount	Transaction Count	Average Transaction
SCHLOTZSKY'S OLO #1118	140.81	1	140.81
SHAFERS MUFFLER AND AUTO	7.00	1	7.00
SHEINBERG TOOL CO INC	794.72	4	198.68
SHEINBERG TOOL CO. INC.	1,208.63	6	201.44
SHELL OIL 57545310500	7.00	1	7.00
SHERATON	690.63	3	230.21
SHERATON AUSTIN HOTEL PAR	10.00	1	10.00
SHINE ON CAR WASH	13.00	1	13.00
SHORELINE SANDWICH	24.74	1	24.74
SIGN XPRESS	196.81	2	98.40
SILSBEE FORD	166.75	1	166.75
SOUTH JETTY	99.80	1	99.80
SOUTHERN TIRE MART	1,570.10	5	314.02
SOUTHWEST WHEEL CO COR	41.82	2	20.91
SP CUTRATEBATTERIES	43.00	1	43.00
SQ CORPUS CHRISTI	165.00	1	165.00
SQ G A DOUGLAS	1,260.00	1	1,260.00
SQ ISLAND MOON MON	220.00	1	220.00
SQ JMJ BUSINESS EQ	39.95	1	39.95
SQ ORLANDO DOMINGUEZ	5,035.00	1	5,035.00
SQ SOUTH TX OVERHE	215.00	1	215.00
SQ STICKER XPRESS	7.00	1	7.00
SQ WINDSHIELD EXPR	450.00	1	450.00
SR PARTS GLOBAL SOLUTION	315.00	2	157.50
SR PARTS INC	34.50	1	34.50
STAMP CONNECTION	71.60	1	71.60
STEWART DEAN BEARING COMP	208.94	3	69.65
STREAM ENERGY/EZ-PAY	615.41	6	102.57
SUPERION LLC	1,398.00	1	1,398.00
SUPERIOR TRAILER SAL	141.36	1	141.36
T C AUTO SERVICE INC	402.80	1	402.80
TAMUC ACADEMICS	100.00	1	100.00
TAMUK MARKETPLACE	500.00	1	500.00
TDCAA	350.00	1	350.00
TEXAS ASSOCIATION OF C	830.00	6	138.33
TEXAS COUNCIL ON FAMILY V	100.00	1	100.00
TEXAS EXCELLENCE DETAIL	40.00	2	20.00
TEXAS FLOODPLAIN MANAGEME	50.00	1	50.00
TEXAS GUN SHOP INC	85.52	1	85.52
TEXAS LIBRARY ASSN	478.00	2	239.00
TEXAS THRONE LLC	750.00	1	750.00
THE HOME DEPOT #0526	346.28	7	49.47

**Nueces County  
Transaction Totals by Vendor  
Statement Dates: 01/28/2019**

Merchant	Amount	Transaction Count	Average Transaction
THE HOME DEPOT #6564	2,390.55	23	103.94
THE HOME DEPOT #6584	359.22	14	25.66
THE HOME DEPOT 526	81.83	1	81.83
THE HOME DEPOT 6564	1,286.99	5	257.40
THE HOME DEPOT 6584	696.32	8	87.04
THE PAIGE COMPANY CONT	741.00	1	741.00
THE SHARP SHOOTER	170.00	4	42.50
THERANEST WILEY M	210.00	1	210.00
THOMSON WEST TCD	231.00	1	231.00
TLO TRANSUNION	151.30	1	151.30
TOTAL PROTECTION SYSTEMS	3,617.75	8	452.22
TRACTOR SUPPLY #333	177.07	3	59.02
TRACTOR SUPPLY CO #1907	42.99	1	42.99
TREVINO FUNERAL HOME	1,131.00	2	565.50
TWC TIME WARNER CABLE	2,807.57	17	165.15
TX DEPT AGRICULTUR	247.44	4	61.86
TXDPS CRIME RECS	9.46	1	9.46
TXTAG 888 468 9824	3.54	1	3.54
TXU BILL PAYMENT	2,602.03	15	173.47
UNIVAR USA INC	601.03	10	60.10
UPS K1946036905	19.15	1	19.15
USPS PO 4808000343	180.00	2	90.00
USPS PO 4820200410	43.25	3	14.42
USPS PO 4820210418	6.70	1	6.70
USPS PO 4820250415	2,450.00	2	1,225.00
USR-ELECTRIC BILL	263.40	3	87.80
V247 POWER CORPORATION	150.00	1	150.00
VIP CAR WASH & SUPER	254.45	1	254.45
VIP CAR WASH AND LUBE NW	286.40	5	57.28
WAL-MART #0464	107.76	1	107.76
WAL-MART #0470	35.53	2	17.76
WAL-MART #5898	19.88	3	6.63
WALGREENS #4424	1,623.15	2	811.58
WAUKESHA-PEARCE CORPUS	2,174.66	4	543.66
WILBUR ELLIS TAFT	250.00	1	250.00
WM SUPERCENTER #470	94.62	2	47.31
WM SUPERCENTER #490	57.02	1	57.02
WOODY'S TRUCK CENTER	397.36	12	33.11
WORTH HYDROCHEM OF CORPUS	900.00	1	900.00
WPY JUVENILE LAW SECTION	550.00	2	275.00
WWW.NEWEGG.COM	611.93	3	203.98
WWW.RESERVATIONS.COM	294.38	2	147.19

**Nueces County**  
**Transaction Totals by Vendor**  
**Statement Dates: 01/28/2019**

<b>Merchant</b>	<b>Amount</b>	<b>Transaction Count</b>	<b>Average Transaction</b>
X-GRAIN/HERO247	630.00	1	630.00
XOOM ENERGY TEXAS	35.77	1	35.77
ZACHRY PUBLICATIONS	47.50	1	47.50
ZARSKY LUMBER-CORPUS	271.50	1	271.50
ZARSKY LUMBER-PORT A	414.10	1	414.10
ZORO TOOLS INC	469.85	1	469.85
<b>Total</b>	<b>333,376.97</b>	<b>1,084</b>	<b>307.54</b>



**Nueces County  
Transaction Totals by Vendor YTD  
For the 4 months ending 01/28/2019**

Merchant	Amount	Transaction Count	Average Transaction
GULF COAST PAPER COMPANY-	103,240.08	155	666.07
FINANCIAL SERVICES	102,796.15	5	20,559.23
RICOH USA INC	95,920.65	8	11,990.08
GATEWAY PRINTING & OFFICE	72,614.28	222	327.09
AT&T BILL PAYMENT	42,975.15	4	10,743.79
JOHNSON CONTROLS SS	40,445.79	42	963.00
A&W OFFICE SUPPLY	38,431.59	29	1,325.23
ROBSTOWN UTILITY SYSTEMS	33,497.78	166	201.79
THE HOME DEPOT #6564	31,624.75	102	310.05
TWC TIME WARNER CABLE	26,775.63	88	304.27
ROBSTOWN HARDWARE CO INC	24,892.92	79	315.10
CITY OF CORPUS CHRISTI	22,840.99	183	124.81
COASTAL OFFICE SOLUTIONS	22,695.25	29	782.59
TARGET 00003350	22,230.68	6	3,705.11
ADI-SA	19,884.07	7	2,840.58
NUECES COUNTY WATER DISCT	19,353.95	64	302.41
TXU BILL PAYMENT	18,397.85	90	204.42
PROF PLUMBING GROUP	17,894.93	19	941.84
IN PRO TECH MECHANICAL I	17,322.15	16	1,082.63
HOLT CAT CORPUS - MC	11,541.82	29	397.99
ITD PRINT SOLUTIONS	10,953.00	13	842.54
SOUTHERN TIRE MART	10,623.45	30	354.12
TREVINO FUNERAL HOME	9,989.88	14	713.56
LNSTARPROD	9,869.87	13	759.22
GULF COAST MAILING SERV	8,908.22	5	1,781.64
DAILY WELLS COMMUNICATIO	8,730.69	42	207.87
CORPUS CHRISTI REGIONAL	8,000.00	2	4,000.00
H-E-B #184	7,696.35	9	855.15
CORPUS CHRISTI CALLER	7,633.90	15	508.93
INTUIT QUICKBOOKS	7,479.50	5	1,495.90
ROBLES TIRE RECYCLING	7,381.17	20	369.06
1398 COLUMBIA	7,240.45	9	804.49
MG BUILDING CORPUS CHRIS	7,144.65	25	285.79
ARNOLD OIL COMPANY	7,112.35	57	124.78
AMERICAN SOLUTIONS4 BUS	6,568.78	6	1,094.80
USPS PO 4820250415	6,200.00	5	1,240.00
PRAXAIR DIST INC 70245	6,159.10	3	2,053.03
MOORE MEDICAL LLC	6,129.45	17	360.56
DISCOUNT-TIRE-CO TXC-05	5,918.70	15	394.58
RELIANT ENERGY	5,814.49	36	161.51
PAYPAL ALARMTX	5,804.00	7	829.14
COASTAL DIESEL	5,712.12	80	71.40

**Nueces County  
Transaction Totals by Vendor YTD  
For the 4 months ending 01/28/2019**

Merchant	Amount	Transaction Count	Average Transaction
JUST ENERGY	5,575.00	36	154.86
THE HOME DEPOT #6584	5,572.86	94	59.29
IN RICHLINE TECHNICAL SE	5,559.67	2	2,779.84
GCR 630CORPCHRISTITX	5,542.96	28	197.96
DELTA SPECIALTIES SUPPLY	5,425.40	4	1,356.35
ASHMORE PAINT CO INC	5,309.33	24	221.22
BECK MASTEN COASTAL BEND	5,208.32	10	520.83
CORPUS CHRISTI SAFE AND L	5,148.30	20	257.42
ACADEMY SPORTS #29	5,101.81	8	637.73
GRAYBAR ELECTRIC	5,045.51	27	186.87
SQ ORLANDO DOMINGUEZ	5,035.00	1	5,035.00
AMZN MKTP US MB2UF7430	5,028.50	1	5,028.50
NORTH PADRE HARDWARE	5,015.01	72	69.65
CC STAMP WORKS INC	4,910.25	36	136.40
WALGREENS #4424	4,905.22	13	377.32
TDCAA	4,900.00	7	700.00
OMNI AUSTIN SOUTHPARK	4,866.72	6	811.12
A & B PLASTICS AND FABRIC	4,854.96	9	539.44
WAUKESHA-PEARCE CORPUS	4,822.06	12	401.84
GALVANS PAINT & BODY LLC	4,775.00	4	1,193.75
ANNAVILLE MUFFLER & AU	4,666.35	15	311.09
OREILLY AUTO #1982	4,642.52	73	63.60
TOTAL PROTECTION SYSTEMS	4,500.75	11	409.16
IN R & R PETRO SERVICES	4,400.48	5	880.10
GOODYEAR TIRE #4739	4,335.17	17	255.01
SHEINBERG TOOL CO INC	4,265.59	19	224.50
SCOTT ELECTRIC COMPANY	4,248.26	5	849.65
FSI CPL RETAIL	4,139.67	28	147.85
SCHINDLER ELEVATOR CORP	4,050.80	5	810.16
UNIVAR USA INC	3,965.78	33	120.18
THE HOME DEPOT 6564	3,940.54	15	262.70
SQ G A DOUGLAS	3,909.81	8	488.73
CORPUS CHRISTI ELECTRIC	3,874.04	17	227.88
BINSWANGER GLASS #100	3,830.61	8	478.83
CBS RENTAL & SUPPLY	3,783.45	21	180.16
S. TEXAS ALL BATTERY	3,619.29	7	517.04
FIVE POINTS AUTO CENTER	3,610.72	15	240.71
POSTNET (TX162)	3,579.85	12	298.32
NUECES ELECTRIC COOP	3,575.88	20	178.79
CARS 4 CREDIT	3,469.09	7	495.58
INTERSTATE BATTERIES	3,454.57	16	215.91
FASCLAMPITT CORPUS CHRIST	3,349.11	12	279.09

**Nueces County  
Transaction Totals by Vendor YTD  
For the 4 months ending 01/28/2019**

Merchant	Amount	Transaction Count	Average Transaction
SQ AUTO WORKS UNLI	3,295.20	12	274.60
FAMILY COUNSELING SERVICE	3,270.00	1	3,270.00
BIG JOES TIRE & AUTO	3,245.36	4	811.34
IN GULF BUSINESS PRINTIN	3,212.08	2	1,606.04
OFFICE DEPOT #1127	3,189.67	29	109.99
EMBASSY SUITES BY HILTON	3,127.72	2	1,563.86
THE HOME DEPOT 6584	3,103.63	24	129.32
PROFIRE PROTECTION INC.	3,094.50	10	309.45
STERLING HEALTHCARE OPCO	2,991.00	2	1,495.50
A-1 TIRE & AUTO	2,960.06	17	174.12
ERGON ASPHLT & EMULSIONS	2,916.12	3	972.04
SQ TOTAL PROTECTIO	2,890.00	10	289.00
HOLIDAY INN	2,855.70	10	285.57
LOWES #01825	2,837.60	35	81.07
AN COLLISION CORPUS	2,815.20	2	1,407.60
COOPERS COLLISION CENTER	2,778.78	1	2,778.78
WAL-MART #1494	2,700.29	37	72.98
THE PAIGE COMPANY CONT	2,692.50	4	673.12
ENVIROTEST LLC	2,686.00	2	1,343.00
PAW ALL FAITH CREMATION	2,662.00	3	887.33
CORPUS CHRISTI FREIGHTLIN	2,618.88	21	124.71
AMBIT TEXAS LLC	2,559.10	24	106.63
HOSE OF SOUTH TEXAS	2,552.16	31	82.33
JOHNSTONE SPLY AT CORPUS	2,543.22	22	115.60
IDU INSIGHT PUBLIC SEC	2,497.75	2	1,248.88
DEL-AIR CO INC	2,492.88	1	2,492.88
CORPUS CHRISTI FORD	2,484.34	15	165.62
WM SUPERCENTER #470	2,481.53	10	248.15
NETWORKTIGERS INC	2,456.95	3	818.98
SQ X RAY ON WHEELS	2,430.00	2	1,215.00
INTAB LLC	2,428.38	2	1,214.19
PMI ROBSTOWN	2,374.99	6	395.83
ZORO TOOLS INC	2,372.11	11	215.65
CC DISTRIBUTORS	2,336.33	23	101.58
FERGUSON ENT # 116	2,290.46	20	114.52
WM SUPERCENTER #1494	2,253.77	30	75.13
CORPUS CHRISTI FUNERAL	2,250.50	2	1,125.25
C.C. BATTERY COMPANY	2,236.13	22	101.64
COMPLETE DIESEL REPAIR	2,233.34	5	446.67
CELEBRATE EXCELLENCE	2,212.50	1	2,212.50
MUNIZ ELECTRICAL AND COOL	2,205.80	4	551.45
STREAM ENERGY/EZ-PAY	2,199.87	23	95.65

**Nueces County  
Transaction Totals by Vendor YTD  
For the 4 months ending 01/28/2019**

Merchant	Amount	Transaction Count	Average Transaction
EWALD KUBOTA - CORPUS CHR	2,174.62	18	120.81
HEB #184	2,168.70	2	1,084.35
ZEBRATECHNOLOGIES INTL	2,163.74	3	721.25
TRACTOR SUPPLY #333	2,150.24	18	119.46
TEXAS ASSOCIATION OF C	2,110.00	8	263.75
FAST FLEET SERVICES	2,107.97	2	1,053.98
EXXONMOBIL 45362076	2,091.97	4	522.99
GRAINGER	2,075.84	15	138.39
HOLIDAY INN EXPRESS	2,058.04	9	228.67
COASTAL A.D.S INC.	2,026.58	13	155.89
SQ MAYORGA AUTOMOT	2,005.27	1	2,005.27
TEXAS THRONE LLC	2,000.00	4	500.00
FRANK TINGL	1,999.00	1	1,999.00
LONG BEACH HILTON	1,996.40	2	998.20
NSC NORTHERN SAFETY CO	1,967.29	7	281.04
INDUSTRIAL FABRICATORS OF	1,961.25	2	980.62
CRITTER CONTROL SOUTH TX	1,949.00	1	1,949.00
ADVANCE AUTO PARTS #3344	1,940.05	46	42.18
ROMCO EQUIPMENT 003	1,939.52	1	1,939.52
HOTELS.COM153722335605	1,929.87	1	1,929.87
AMIGO ENERGY	1,929.17	15	128.61
FREDPRYOR CAREERTRACK	1,901.00	2	950.50
ZIEBART TX-70	1,896.00	2	948.00
BEST BUY 00002352	1,889.82	11	171.80
SPRING PLUMBING CONSTRUCT	1,866.54	2	933.27
GT DISTRIBUTORS INC	1,861.57	1	1,861.57
AMAZON.COM MT1QN1400	1,835.19	1	1,835.19
WORTH HYDROCHEM OF CORPUS	1,800.00	2	900.00
IN CUBIT CONTRACTING LLC	1,800.00	1	1,800.00
FASCLAMPITT CC	1,786.24	14	127.59
FACILITY SOLUTIONS GROUP	1,785.73	3	595.24
SAN LUIS GALVESTON HOT	1,776.75	9	197.42
BETA TECHNOLOGY INC	1,776.50	2	888.25
IN LONE STAR PRODUCTS &	1,750.03	1	1,750.03
DSI DIST CORP	1,750.00	1	1,750.00
ON SITE DECALS	1,730.00	2	865.00
FASTSERV SUPPLY CORPUS	1,697.57	17	99.86
IN J&B PAVELKA INC.	1,672.63	3	557.54
DTV DIRECTV SERVICE	1,635.64	11	148.69
MOMAR INC	1,634.07	6	272.34
ROMCO EQUIPMENT 004	1,619.77	2	809.88
FIRETROL PROTECTION SYSTE	1,617.94	4	404.48

**Nueces County  
Transaction Totals by Vendor YTD  
For the 4 months ending 01/28/2019**

Merchant	Amount	Transaction Count	Average Transaction
EMBCC	1,613.60	2	806.80
MID COAST ELECTRIC SUPPLY	1,610.62	5	322.12
ED BURKES AUTO	1,597.00	6	266.17
AMZN MKTP US	1,578.43	11	143.49
PYL MYAN MANAGEMENT	1,571.81	1	1,571.81
THOMSON WEST TCD	1,568.00	3	522.67
W WHITE AIR CONDITIONING	1,545.00	1	1,545.00
OREILLY AUTO #0711	1,514.42	11	137.67
NATIONAL SAFETY COUNCIL	1,512.30	4	378.08
AMMOMAN COM 856-767-3877	1,503.00	1	1,503.00
GOODYEAR A.S.C. #4738	1,492.92	6	248.82
FSI FIRST CHOICE POWER	1,483.91	12	123.66
AG PRO TAFT 010102	1,480.97	4	370.24
IMPACT RECOVERY SYSTEMS	1,445.11	1	1,445.11
AN CHEVROLET N CORPUS	1,443.29	11	131.21
8X8 INC. 888-898-8733	1,420.65	5	284.13
SAMES FORD LINCOLN	1,403.01	14	100.22
AIRGAS CENTRAL	1,402.99	7	200.43
CCAC INC.	1,399.00	1	1,399.00
HI SAN ANTONIO RIVERWALK	1,398.93	3	466.31
APL ITUNES.COM/BILL	1,398.44	58	24.11
SUPERION LLC	1,398.00	1	1,398.00
CERTIFIED LABORATORIES	1,379.75	2	689.88
24 HR SAFETY-CORPUS CH	1,366.81	3	455.60
BOB BARKER COMPANY INC	1,355.44	6	225.91
NATIONAL DISTRICT ATTORNE	1,340.00	1	1,340.00
DIGICERT INC	1,316.00	1	1,316.00
XOOM ENERGY TEXAS	1,306.79	10	130.68
NUECES POWER EQUIPMENT	1,271.63	3	423.88
H-E-B #462	1,265.46	5	253.09
ARC SERVICES/TRAINING	1,257.00	11	114.27
USPS PO 4820230409	1,250.00	1	1,250.00
ROMCO EQUIPMENT 013	1,238.24	3	412.75
TRACTOR SUPPLY CO #1907	1,235.84	11	112.35
EVEREST WATER & COFFEE	1,230.25	6	205.04
OFFICE DEPOT #468	1,224.98	9	136.11
ALTEX COMPUTER AND ELECTR	1,216.73	13	93.59
SHEINBERG TOOL CO. INC.	1,208.63	6	201.44
TEXAS PUBLIC HEALTH	1,200.00	1	1,200.00
SQ GOSQ.COM TIMOTH	1,200.00	2	600.00
DRI WFILTER ICF 55-USE	1,190.75	1	1,190.75
ALTEX ELECTRONICS 1061	1,175.28	7	167.90

**Nueces County  
Transaction Totals by Vendor YTD  
For the 4 months ending 01/28/2019**

Merchant	Amount	Transaction Count	Average Transaction
CHARM-TEX	1,169.00	1	1,169.00
WOODY'S TRUCK CENTER	1,147.61	34	33.75
WAL-MART #0464	1,144.11	10	114.41
OSO CREEK A H #630	1,120.52	2	560.26
UNITED 0167210179871	1,111.79	1	1,111.79
UNITED 0167210179869	1,111.79	1	1,111.79
GREYHOUND LINES 6855	1,109.60	20	55.48
SOUTHWES 5261488126489	1,103.26	1	1,103.26
ISLAND TIRE AND AUTOMOTIV	1,101.81	21	52.47
3G GRAPHICS	1,098.72	6	183.12
EVINS GLASS SERVICE IN	1,088.38	4	272.10
GALLS	1,083.76	3	361.25
HOMES TO SUITES BY HILTON	1,058.00	2	529.00
ZARSKY LUMBER-CORPUS	1,050.99	5	210.20
ZARSKY LUMBER-PORT A	1,035.82	6	172.64
MARKER 37 LLC	1,033.67	7	147.67
BEST WESTERN PLUS GEORGTW	1,016.50	11	92.41
INDUSTRIAL COMMUNICATIONS	1,012.11	2	506.06
THERANEST WILEY M	1,009.98	5	202.00
MIDTOWN	1,000.00	2	500.00
HOLIDAY INN EXPRESS & SU	990.81	7	141.54
OSS ACADEMY	990.00	21	47.14
VIP CAR WASH & SUPER	988.65	5	197.73
INNOVATIVE SIGN LLC	986.80	1	986.80
AMERICAN AIR0017210179866	983.60	1	983.60
4CHANGE ENERGY CHANGE	980.69	6	163.45
HEBERT IRRIGATION	980.00	1	980.00
ENTERPRISE RENT-A-CAR	977.09	4	244.27
KIMBALL MIDWEST	975.45	4	243.86
WILBUR ELLIS TAFT	972.50	4	243.12
BIRDS RUBBER STAMPS	964.60	17	56.74
EMBASSY SUITES SAN MR	962.55	3	320.85
IN DRACO FIRE AND SAFETY	961.40	1	961.40
CORPUS CHRISTI STAMPWORKS	960.90	9	106.77
OREILLY AUTO #0635	955.48	24	39.81
ATT BILL PAYMENT	953.21	10	95.32
MIDAS AUTO CENTER	950.95	3	316.98
UNION STATION HOTEL	946.68	1	946.68
THE HOME DEPOT #0526	944.21	20	47.21
TEXAS LIBRARY ASSN	936.20	4	234.05
PAW DEPENDABLE AIRE	935.00	5	187.00
AMERICAN AIR0017210179917	932.60	1	932.60

**Nueces County  
Transaction Totals by Vendor YTD  
For the 4 months ending 01/28/2019**

Merchant	Amount	Transaction Count	Average Transaction
AMERICAN AIR0017210179918	932.60	1	932.60
GUARDIAN FUNERAL HOME & C	921.00	1	921.00
AUSTIN TURF	917.49	1	917.49
SAFELITE AUTOGLASS	897.56	4	224.39
CORNWELL TOOLS	895.95	1	895.95
SQ KAPU FARMS	890.00	2	445.00
GOKEYLESS	889.61	3	296.54
VIP CAR WASH AND LUBE NW	888.10	15	59.21
MORGAN STREET DENTAL CE	888.00	5	177.60
ROYAL SONESTA HOTEL NEW O	878.92	1	878.92
SAMS CLUB #8267	876.30	7	125.19
ARC CORPUS CHRISTI 15	875.52	7	125.07
SERVPRO OF CORPUS CHRISTI	875.00	1	875.00
SYMBOL ARTS WEB	870.00	4	217.50
CLINIC PHARMAC03324522	869.47	1	869.47
STEVE S AUTO SERVICE	867.84	2	433.92
FRANCO'S GARAGE	860.00	3	286.67
HILTON GALVESTON HOTEL	859.71	2	429.86
AMZN MKTP US MT5J608X0	856.75	1	856.75
HUB CITY OVERHEAD DOOR CO	855.00	2	427.50
TRUCKERS EQUIPMENT	828.63	6	138.10
FOUR POINTS HOTEL	821.10	3	273.70
GOVERNMENT FINANCE OFFIC	820.00	2	410.00
YO RANCH RESORT	806.82	3	268.94
AMERLIBASSOC ECOMMERCE	804.00	2	402.00
SR PARTS INC	796.91	5	159.38
NUECES FARM CENTER INC	795.00	1	795.00
D & C FENCE CO. INC	790.00	1	790.00
BOB'S CITY GARAGE	785.69	2	392.84
KMSCO INC	782.00	1	782.00
LA COSTA DENTAL OF A	782.00	3	260.67
MARRIOTT S ANTONIO RVR	774.21	1	774.21
DIAMOND B TRACTORS AND EQ	765.33	4	191.33
GUARD MASTER FIRE & SAFE	760.00	2	380.00
IN DOOR DIRECT	755.62	4	188.90
FIRESTONE678775	754.02	1	754.02
SQ WINDSHIELD EXPR	754.00	3	251.33
HELENA CHEM CO 25041	752.00	3	250.67
DIAMOND MOWERS INC	749.11	2	374.56
CDW GOVT #QKX3876	742.14	1	742.14
LOGMEIN GOTOMEETING	735.00	5	147.00
IN TROYS FENCE	725.00	2	362.50

**Nueces County  
Transaction Totals by Vendor YTD  
For the 4 months ending 01/28/2019**

Merchant	Amount	Transaction Count	Average Transaction
MARRIOTT WOODLANDS	719.43	1	719.43
DISCOUNT TIRE TXC 12	716.00	1	716.00
FIESTA RIVERWALK HOTEL	715.13	1	715.13
DISCOUNT AUTO 2	713.12	4	178.28
STEWART DEAN BEARING COMP	708.98	11	64.45
SUPERIOR TRAILER SAL	705.76	4	176.44
BUILDASIGN.COM	705.62	5	141.12
PAYPAL TRIPADVISOR	705.56	2	352.78
DIESEL ENGINE & INJECTIO	699.98	8	87.50
AMAZON.COM	693.41	4	173.35
SHERATON	690.63	3	230.21
BESTBUYCOM528	675.96	2	337.98
CORPUS CHRISTI LOCK DOC L	669.39	5	133.88
SPRINGHILL SUITES	668.75	4	167.19
VOLVO TRUCKS OF TEXAS	661.79	3	220.60
IDENTOGO - TX FINGERPRINT	659.21	60	10.99
DNH GODADDY.COM	653.96	1	653.96
CARISMA WASH	651.73	6	108.62
RUBBERCYCLE LLC	649.00	1	649.00
SANTA FE ANIMAL HOSPITAL	645.55	4	161.39
AP GAS & ELECTRIC TX	637.82	4	159.46
SQ BUTLER SERVICE	635.34	1	635.34
X-GRAIN/HERO247	630.00	1	630.00
IN ACADEMIC CHURCH & CHO	615.00	2	307.50
NUECES ELECTRIC COOP RET	614.91	4	153.73
NUECES CO TX-TAC-MOTOR	614.50	20	30.72
WWW.NEWEGG.COM	611.93	3	203.98
RAM PRODUCTS LTD.	605.87	3	201.96
DATALUX CORP	605.29	2	302.64
PAYPAL TXURBANCOS	600.00	1	600.00
ENTRUST ENERGY	598.04	5	119.61
NNA SERVICES LLC	598.00	4	149.50
AMERICAN SHORE & BEAC	595.00	3	198.33
TOWNEPLACE SUITES BY M	594.55	2	297.28
MCCOYS #17	592.60	12	49.38
WESTERN AUTO ACE HARDWAR	579.86	9	64.43
SQ AFTER HOURS AUT	575.00	4	143.75
QDI QUEST DIAGNOSTICS	571.61	1	571.61
BROOKS TIRE INC	569.40	10	56.94
CORPUS AUTO SERVICE	563.76	1	563.76
UNITED 0162428136132	560.60	1	560.60
A WAVELL FLAGPOLE	558.00	2	279.00



**Nueces County**  
**Transaction Totals by Vendor YTD**  
**For the 4 months ending 01/28/2019**

Merchant	Amount	Transaction Count	Average Transaction
WPY JUVENILE LAW SECTION	550.00	2	275.00
TTI REGISTRATIONS	550.00	2	275.00
RAWS CORP	543.63	4	135.91
CARROT TOP INDUSTRIES INC	540.07	4	135.02
SQ GWS BUSINESS	540.00	1	540.00
SAFETY KLEEN CORP	536.27	1	536.27
ATLAS PHONES.COM	535.00	1	535.00
PRECISE KIT PROMOTIONS	534.39	1	534.39
A & R SEPTIC SERVICES L.L	525.00	1	525.00
EMAT	525.00	3	175.00
NATIONAL SHERIFFS ASSN	520.00	2	260.00
KOETTER FIRE CORPUS	520.00	1	520.00
ADOBE CREATIVE CLOUD	519.54	3	173.18
HOMEDEPOT.COM	515.31	3	171.77
TEXAS A&M HOTEL & CONFER	513.97	3	171.32
AMMUNITION DEPOT	511.48	1	511.48
TAMPERPROOF SCREW CO.INC	508.43	1	508.43
GULF COAST MARINE INC.	503.64	1	503.64
UNIVERSITY HOTEL SHSU	502.60	1	502.60
HAMPTON INNS	501.40	2	250.70
SILSBEE FORD	500.25	3	166.75
TAMUK MARKETPLACE	500.00	1	500.00
TCEQ EPAYMENT	500.00	1	500.00
ULTIMATE SIGNS AND GRAPHI	500.00	2	250.00
A TO Z CHEMICAL SUPPLY	496.10	1	496.10
BUSH HYDRAULICS	495.04	4	123.76
PAYPAL ACCOUNTWARE	495.00	1	495.00
ETT DOLPHINSLANDINGRENT	493.16	1	493.16
HARBOR FREIGHT TOOLS 71	484.75	3	161.58
THE HOME DEPOT 526	477.23	4	119.31
CONF CRIME AGNST WOMEN	475.00	1	475.00
USR-ELECTRIC BILL	474.75	5	94.95
AMERICAN AIR0012308053365	470.60	1	470.60
FAIRMONT AUSTIN	464.25	1	464.25
SQ MILDRED ANN GUZ	460.28	1	460.28
FOURPAIR.COM	455.70	1	455.70
PETTYS ELECTRONICS	455.00	2	227.50
PDQCOM	450.00	1	450.00
TEXAS ACADEMY OF ANIMAL C	450.00	1	450.00
HAAS MATERIALS	450.00	2	225.00
PAYPAL CITIESUNLIM	450.00	1	450.00
TEXAN GLASS - SOUTH INC	450.00	2	225.00

**Nueces County**  
**Transaction Totals by Vendor YTD**  
**For the 4 months ending 01/28/2019**

Merchant	Amount	Transaction Count	Average Transaction
DOGGETT HM SERVICES	449.94	2	224.97
PHAMATECH	448.50	1	448.50
PRAXAIR DIST INC OAM	447.70	4	111.92
CANDLEWOOD SUITES GTNGT	447.48	1	447.48
JW MARRIOTT AUSTIN	445.72	1	445.72
STATE BAR TX-CLE WEB	445.00	1	445.00
ALPHACARD	444.00	1	444.00
ED HICKS IMPORTS MERCEDES	441.33	1	441.33
BLUE RIDGE SOLUTIONS L	438.80	1	438.80
HOLIDAY INN EXPRESS STEP	438.44	2	219.22
AMERICAN PAYROLL ASSOC	438.00	2	219.00
WINGATE BY WYNDHAM	435.00	1	435.00
SMARTSIGN	432.28	1	432.28
HOT ROD RUDYS	431.60	6	71.93
FAIRWAY SUPPLY INC	430.00	1	430.00
PEAVEY CORP.	430.00	1	430.00
CKE ROD N ROLL S T 324	429.93	1	429.93
HFT HARBOR FRGHT TOOLS	429.04	1	429.04
AMZN MKTP US M80DA1NU0	428.28	1	428.28
AMERICAN DETAIL SUPPLY	426.85	3	142.28
SOUTHWEST WHEEL CO COR	425.73	8	53.22
FSGI CORPUS LIGHTING	420.00	1	420.00
THE CHICKEN SHACK	420.00	1	420.00
OREILLY AUTO #1687	419.83	6	69.97
TLO TRANSUNION	415.60	3	138.53
SQ CORPUS CHRISTI	412.50	3	137.50
KIKOS MEXICAN FOOD	412.33	4	103.08
HOUSTON FREIGHTLINER ACCO	408.60	1	408.60
PP JOHNNY COOL REFIG	406.50	2	203.25
PMI - CERTIFICATION	405.00	1	405.00
T C AUTO SERVICE INC	402.80	1	402.80
IN AFFORDABLE GLASS	400.00	1	400.00
STANLEY STEEMERCORCHR	398.99	1	398.99
THE SHARP SHOOTER	397.00	11	36.09
ASTROMATIC CAR WAS	396.00	5	79.20
SQ TEXAS SIGN EXPR	395.00	2	197.50
HOBBY-LOBBY #0116	393.48	4	98.37
COLUMBIA BOOKS INC	390.78	1	390.78
AMZN MKTP US MB97R0HD1	389.94	1	389.94
TLC COMPLETE CARE MIDTOWN	389.00	1	389.00
IMPERIAL TRIM SHOP	385.00	1	385.00
DEALERS ELECTRICAL #40	384.44	1	384.44

**Nueces County**  
**Transaction Totals by Vendor YTD**  
**For the 4 months ending 01/28/2019**

Merchant	Amount	Transaction Count	Average Transaction
FLEET MANAGEMENT SOLUTNS	384.00	4	96.00
HEB #462	382.10	1	382.10
NICHOLS GUNS	380.50	6	63.42
MAACO	380.00	1	380.00
STALKER RADAR	379.00	1	379.00
GULF COAST GRAPHICS	375.95	5	75.19
H&L DISCOUNT OIL CO	370.80	1	370.80
AMER ASSOC NOTARIESWE	367.76	4	91.94
SOUTHWESTAIR5262414075823	365.60	1	365.60
HAMPTON INN AND SUITES NA	365.54	1	365.54
AMERICAN AIR0012315390233	365.40	1	365.40
IN PRECISION ENGINEERED	364.41	2	182.20
PETCO 1425 63514251	362.92	5	72.58
BEST WESTERN LAMESA	359.62	2	179.81
IXL LEARNING	359.00	1	359.00
SKILLPATH / NATIONAL	358.00	1	358.00
HALFMOON EDUCATION	357.00	3	119.00
BOB BROOKS COMPUTER SA	356.75	1	356.75
IN ARTISTIC BRONZE INC.	355.00	1	355.00
TURF AND IRRIGATION HARDW	349.59	3	116.53
CLEARLAWINSTITUTE.CO	347.00	3	115.67
AMZN MKTP US MB1DT9JT0	344.62	1	344.62
PRO FIRE PROTECTION INC	344.50	3	114.83
W HOTELS	343.32	3	114.44
SQ SOUTH TEXAS SOC	340.00	1	340.00
CITY OF BISHOP UTILITIES	339.23	4	84.81
BJ S FAMOUS UNIFORMS	337.05	4	84.26
NENNO PRODUCTS LLC	336.91	1	336.91
EMBASSY STES AUSTIN	335.80	1	335.80
FEDERAL IRON AND METAL IN	333.63	1	333.63
GATEWAY PRINTING & OFFIC	331.68	7	47.38
PRODUCTIVITY CENTER INC	330.00	1	330.00
OPEN DOOR DISCOUNT REMOTE	330.00	1	330.00
BRAND APPLIANCE AND MICRO	329.00	2	164.50
SAMSClub #8267	326.76	5	65.35
OFFICE DEPOT #70	325.40	5	65.08
TRIEAGLE ENERGY LP	325.00	2	162.50
POLICEONE	325.00	1	325.00
BESTBUYCOM805577353219	321.96	3	107.32
V247 POWER CORPORATION	320.50	3	106.83
JAMES MATHIS EXXON	320.16	1	320.16
AMER LIB ASSOC-CAREER	320.00	1	320.00

**Nueces County**  
**Transaction Totals by Vendor YTD**  
**For the 4 months ending 01/28/2019**

Merchant	Amount	Transaction Count	Average Transaction
ASFPM	320.00	2	160.00
SR PARTS GLOBAL SOLUTION	315.00	2	157.50
TASER INTERNATIONAL	312.00	1	312.00
TCOLE EVENT REG IN	307.26	2	153.63
NTB #465	302.80	1	302.80
PURCHASED FROM APPA	300.00	1	300.00
ALARM SECURITY & CONT.	300.00	1	300.00
BUY DOOR HARDWARE NOW	297.00	1	297.00
WWW.RESERVATIONS.COM	294.38	2	147.19
APOLLO TOWING EASY RIDER	290.00	2	145.00
SWIFT SOLUTIONS	290.00	1	290.00
MNI DIESEL INC.	286.50	1	286.50
RESIDENCE INN HOUSTON	283.14	4	70.78
WM SUPERCENTER #464	282.99	9	31.44
DOUBLETREE HOTELS	281.02	2	140.51
AXON POWER	279.16	2	139.58
PAYPAL TEXASVICTIM	275.00	1	275.00
GULF COAST NUT & BOLT SUP	274.63	4	68.66
GRANDE COMMUNICATIONS	273.16	3	91.05
EWING IRRIGATION PRD 146	270.64	1	270.64
WAL-MART #0470	269.59	9	29.95
FAIRFIELD INN & SUITES	269.36	1	269.36
CC DISPOSAL SERVIC	268.17	3	89.39
USPS PO 4820200410	267.22	18	14.85
WRIGHT MATERIALS INC ROBS	267.20	4	66.80
FLEETPRIDE 155	267.03	2	133.52
SQ BLG DELI / SCHL	265.54	3	88.51
TEXAS EXCELLENCE DETAIL	260.00	13	20.00
PAYPAL SOUTHEASTTE	255.00	1	255.00
360 TRAINING(ECOMMERCE	255.00	1	255.00
A PLUS PLUMBING AND RE	255.00	1	255.00
AMZN MKTP US MT46O8GF0	253.59	1	253.59
THE SAFEGUARD SYSTEM INC	253.50	2	126.75
EXPEDIA 7385031337782	251.58	1	251.58
WM SUPERCENTER #490	251.00	3	83.67
IN EDMOND'S COASTAL PLUM	250.00	1	250.00
CDW GOVT #QHK7276	249.57	1	249.57
VALLEN DISTRIBUTION EO	249.35	1	249.35
TX DEPT AGRICULTUR	247.44	4	61.86
ROTO-ROOTER PLUMBERS ST -	244.00	1	244.00
OREILLY AUTO #0448	243.93	3	81.31
LARSON PLUMBING & UTILITY	240.00	1	240.00

**Nueces County**  
**Transaction Totals by Vendor YTD**  
**For the 4 months ending 01/28/2019**

Merchant	Amount	Transaction Count	Average Transaction
CEECO	239.62	1	239.62
RR BRINK LOCKING SYSTEMS	238.62	1	238.62
IN INTEGRITY COMMUNICATI	237.50	2	118.75
BEST WESTERN LAGRANGE IN	235.86	1	235.86
GPOWER	229.78	2	114.89
ASHRAE	229.00	1	229.00
SHSU WEB PAY	225.00	1	225.00
A-1 PLUMBING & COMPANY	225.00	1	225.00
MEETING REGISTRATIO	225.00	1	225.00
R&R AWARDS	224.53	1	224.53
AMZN MKTP US M26U64YY1	223.95	1	223.95
SQ BAY AREA TIME	223.60	5	44.72
SQ ISLAND MOON MON	220.00	1	220.00
SQ GULF COAST LASE	219.00	1	219.00
IWS GAS AND SUPPLY OF TX	218.59	2	109.30
PRICELINE RENTAL CAR	218.20	1	218.20
SQ SOUTH TX OVERHE	215.00	1	215.00
TAMUCC CAREER SERVICES	215.00	1	215.00
LA BORDE HOUSE HOTEL	210.00	1	210.00
WEST MARINE #1308	209.93	3	69.98
CITY OF CC AIRPORT	209.50	9	23.28
CITY OF AGUA DULCE	207.86	3	69.29
CARISMA WASH LUBE & DETA	205.46	2	102.73
QUALITY INN & SUITES	205.35	1	205.35
ACFE	205.00	1	205.00
THE FLAG COMPANY	202.87	1	202.87
BELL FENCE OF CORPUS CHR	202.47	2	101.24
HOELSCHER ELECTRIC CO.	202.21	1	202.21
TAMUC ACADEMICS	200.00	2	100.00
SMARTLINK	199.95	1	199.95
HORSESHOE BAY FRONT DESK	197.16	2	98.58
SIGN XPRESS	196.81	2	98.40
USPS PO 4820210418	195.86	7	27.98
FLANAGAN'S MUFFLER SHOP	194.00	2	97.00
TIPSCO	192.00	2	96.00
OREILLY AUTO #0445	191.59	5	38.32
PRINTING DYNAMICS	190.00	1	190.00
INTERNATIONAL ASSOCIATION	190.00	1	190.00
STAMP CONNECTION	188.00	2	94.00
SP WILDSEED FARMS	188.00	1	188.00
LIND ELECTRONICS	186.58	2	93.29
OREILLY AUTO #0712	186.13	2	93.06

**Nueces County**  
**Transaction Totals by Vendor YTD**  
**For the 4 months ending 01/28/2019**

Merchant	Amount	Transaction Count	Average Transaction
FEDEX 30671617	185.28	1	185.28
MINIT MAN #3	183.65	2	91.82
HOME2 SUITES	182.85	1	182.85
CC DISPOSAL SERVICE	182.73	2	91.36
USPS PO 4808000343	180.00	2	90.00
EXXONMOBIL 45362159	178.17	3	59.39
KELTONS TRUCK PARTS INC	176.90	3	58.97
HUSKY TRAILER& PARTS CO	176.24	6	29.37
AUTOZONE #1335	176.19	1	176.19
LA QUINTA INNS 0567	176.10	1	176.10
MODERN PHARMACY	175.82	1	175.82
AMAZON.COM MT65W0LJ0	175.23	1	175.23
TAGITM	175.00	1	175.00
BOUNCE ENERGY INC	175.00	1	175.00
JASON'S DELI #616	170.91	1	170.91
EB APA TX SOUTHMOST S	170.00	2	85.00
AN BUICK GMC CORPUS CH	169.34	2	84.67
NIKOS STEAK HOUSE	169.00	1	169.00
CBI COREL	169.00	1	169.00
BOOTS N BRITCHES	168.95	2	84.48
AUSTIN EMBASSY SUITES	167.92	1	167.92
EL CENTRO LANDFILL	165.41	2	82.70
RICHMOND PAPER & INK	163.13	1	163.13
CULLIGAN/ULTRAPURE WAT	161.80	5	32.36
AMZN MKTP US MT6NW0OR2	161.48	1	161.48
BESTBUYCOM805591531916	159.99	1	159.99
JOHN W HOCK CO	159.93	1	159.93
AMZN MKTP US M86PV57O2	159.82	1	159.82
CDW GOVT #1200-5211	158.76	2	79.38
CHAPMANS GARAGE DOORS I	156.90	1	156.90
EB TEXAS CHILDREN IN	155.14	1	155.14
AMZN MKTP US MB09E6FJ0	151.37	1	151.37
BJ'S FAMOUS UNIFORMS	151.09	2	75.54
CALDWELL COUNTRY CHEVY	150.00	1	150.00
4TE GEXA ENERGY	150.00	1	150.00
FSI DIRECT ENERGY	150.00	1	150.00
DEL MAR COLLEGE CASHIERS	150.00	2	75.00
WWW.TXPPA.ORG	150.00	2	75.00
NASW ONLINE	150.00	1	150.00
ENSYSTEX II	150.00	1	150.00
JEANS RESTAURANT SUPPLY	148.50	1	148.50
WAL-MART #0442	147.36	1	147.36

**Nueces County**  
**Transaction Totals by Vendor YTD**  
**For the 4 months ending 01/28/2019**

Merchant	Amount	Transaction Count	Average Transaction
CREAGER TIRE AND BATTERY	147.00	21	7.00
JACKS SMALL ENGINES & GEN	146.87	2	73.44
MEAD DIRECT RESPONSE INC	145.76	2	72.88
PITNEY BOWES PI	144.92	2	72.46
FEDEX 30198427	144.91	1	144.91
NENA	142.00	1	142.00
SCHLOTZSKY'S OLO #1118	140.81	1	140.81
SQ JMJ BUSINESS EQUIPMEN	139.90	2	69.95
TIMEKEEPING SYSTEMS INC	139.45	1	139.45
AVL BOOKBABY	138.45	3	46.15
VIOLETWATERSUPPLY VCN	136.96	2	68.48
TARA ENERGY	136.73	1	136.73
CHEWY.COM	136.03	3	45.34
ESC REG 2	135.00	3	45.00
ESS - VGYOUNG CE 800-2	135.00	4	33.75
LIBERTY POWER HOLDINGS	133.47	1	133.47
AWL PEARSON EDUCATION	133.12	2	66.56
QUIK PRINT	133.00	1	133.00
OREILLY AUTO #1441	131.83	1	131.83
SPOK INC	131.02	1	131.02
R & D SPRAYERS	130.87	1	130.87
DISCOUNT-TIRE-CO TXC-01	130.50	1	130.50
AT&T T41A 8153	129.90	1	129.90
THE FRAME UP	128.00	1	128.00
EMBASSY SUITES SAN ANT	126.00	1	126.00
GALVAN TOWING	125.00	1	125.00
FEDEX 29878864	123.22	1	123.22
KENNEDY WIRE ROPE AND	123.15	1	123.15
PETSMART # 0196	121.42	1	121.42
CHAMPION CHEVY_CADILLA	120.35	2	60.18
SQ D-9 ALPHA ZETA CHAPTE	120.00	2	60.00
IN ENSEMBLE GROUP	120.00	1	120.00
FRONTIER UTILITIES	117.57	1	117.57
VULCAN INC	117.50	1	117.50
ACTION GYPSUM SUPPLY - CO	116.30	1	116.30
ATT BUS PHONE PMT	115.85	1	115.85
NOTARIES.COM	114.95	1	114.95
WEATHERTECH DIRECT LLC	114.95	1	114.95
AMAZON.COM M80ST24U1	114.71	1	114.71
AMAZON.COM MB09N1H51	113.51	1	113.51
FEDEX 31332794	111.79	1	111.79
ES COLLEGE STATION	110.85	1	110.85

**Nueces County**  
**Transaction Totals by Vendor YTD**  
**For the 4 months ending 01/28/2019**

Merchant	Amount	Transaction Count	Average Transaction
AMAZON.COM M807B3U52	109.90	1	109.90
SQ JMJ BUSINESS EQ	109.90	2	54.95
PAYPAL 4 LESS CO	109.00	1	109.00
FIRESTONE678791	108.99	3	36.33
FAMILY DOLLAR #5158	108.00	1	108.00
AMAZON.COM M25S28DH0	107.53	1	107.53
LNR LUNARPAGES WEBHOST	107.40	1	107.40
LOWES #01763	105.92	1	105.92
AMZN MKTP US MB7HO4TE0	105.35	1	105.35
IN ALLISON TRANS TECH LL	102.69	1	102.69
OMNI CORPUS CHRISTI	102.35	1	102.35
ZEP SALES AND SERVICE	102.07	1	102.07
AMERICAN RED CROSS	102.07	1	102.07
HAMPTON INN BROWNWOOD	100.58	1	100.58
TEXAS COUNCIL ON FAMILY V	100.00	1	100.00
STAINLESS STEEL PRODUCTS	100.00	1	100.00
THC VIRTUAL AUSTIN	100.00	1	100.00
JANET PENA OD	100.00	1	100.00
AMZN MKTP US MB9DM5TI0	99.99	1	99.99
SOUTH JETTY	99.80	1	99.80
MY BINDING COM	99.19	1	99.19
ANIMAL CARE TECHNOLOGIES	99.00	1	99.00
NORTHERN TOOL + EQUIP	97.98	2	48.99
EVEREST WATER COFFEE	97.50	2	48.75
SQ CZECH-MEX BAKERY & CA	96.00	1	96.00
FLANAGANS MUFFLER SHOP	95.00	1	95.00
SQ ABSOLUTE WRECKER & ST	95.00	1	95.00
TXTAG 888 468 9824	94.07	5	18.81
SAFER SOCIETY FOUNDA	93.00	1	93.00
TOWNEPLACE SUITES	93.00	1	93.00
AMZN MKTP US MT3DD0QL0	92.96	1	92.96
GREATSTATE TRANSMISSIONS	92.95	1	92.95
VALLEY PUMPS INC.	92.62	1	92.62
ARC HOUSTON 09	92.20	1	92.20
SP CROWD CONTROL WAR	92.08	1	92.08
BARNES & NOBLE #2818	91.96	1	91.96
EXCEPTIONAL REPORTING SE	91.85	1	91.85
AMAZON.COM M81B885A0	89.97	1	89.97
ORECK VACUUMS OF CORPUS	89.90	1	89.90
GRAYBAR ELECTRIC COMPANY	88.68	1	88.68
AMZN MKTP US M82H60AF2	88.40	1	88.40
LA QUINTA INN AND SUIT	87.76	1	87.76



**Nueces County**  
**Transaction Totals by Vendor YTD**  
**For the 4 months ending 01/28/2019**

Merchant	Amount	Transaction Count	Average Transaction
BEST WESTERN EXECUTIVE IN	85.59	1	85.59
TEXAS GUN SHOP INC	85.52	1	85.52
COLOR SOURCE	85.26	1	85.26
AGEX CONFERENCE SERVIC	85.00	2	42.50
LOVE S TRAVEL 00006726	84.00	2	42.00
FOURPAIR COM	83.45	1	83.45
WAL-MART #0490	82.05	4	20.51
PAYPAL CULLNARYDEP	81.44	1	81.44
GARDEN CORNER OF BLUNTZER	81.00	1	81.00
RADIOLOGY ASSOCIATES OF	81.00	1	81.00
AGENT FEE 8900756547642	80.00	1	80.00
AGENT FEE 8900757200311	80.00	1	80.00
LONGHORN STEAK00054544	80.00	1	80.00
SPARK ENERGY	79.15	1	79.15
BLUFFALO WINGS CO	79.00	1	79.00
POSTNET TX162	78.00	1	78.00
SUNOCO 0825851900	78.00	1	78.00
PROMOTESOURCE	77.86	1	77.86
FEDEX 175709699	77.83	1	77.83
FEDEX 464036534	77.16	1	77.16
JANET'S CAKERY	77.00	1	77.00
FEDEX 176312622	76.76	1	76.76
VISTAPR VISTAPRINT.COM	76.05	2	38.02
MICROSOFT OFFICE 365	75.76	1	75.76
FSI CENTERPOINT ENERGY	75.60	2	37.80
PAYPAL WONDERIDEA	75.00	5	15.00
PRO TOW WRECKER SERVICE	75.00	1	75.00
SQ EAGLE GLASS SER	75.00	1	75.00
ROADSIDE INC	74.21	1	74.21
ADVANCE AUTO PARTS #8079	73.47	2	36.74
BUSTERS BUTANE	72.00	3	24.00
NETFLIX.COM	69.95	7	9.99
AMZN MKTP US MB85V83F0	69.92	1	69.92
IDRIVE.COM	69.50	1	69.50
H-E-B #069	68.78	1	68.78
INTERNATIONAL ELECTRONICS	67.86	3	22.62
HARBOR FREIGHT TOOLS 680	67.66	1	67.66
STAPLES TIRE & AUTOMOTIVE	67.58	1	67.58
MUELLER INC	66.20	2	33.10
DANNYS TIRE SHOP	66.16	4	16.54
TSBPA IND LIC RENE	66.00	1	66.00
MICHAELS STORES 1681	65.94	2	32.97

**Nueces County**  
**Transaction Totals by Vendor YTD**  
**For the 4 months ending 01/28/2019**

Merchant	Amount	Transaction Count	Average Transaction
HOLT CAT SA PARTS - MS	65.93	1	65.93
HORIZON DIST - H263	65.66	1	65.66
AMZN MKTP US MT5I802X1	65.65	1	65.65
C AND A SERVICE AND TIRES	64.45	1	64.45
STRIPES 0445442700	63.85	1	63.85
AMZN MKTP US M83871U11	63.79	1	63.79
RR DONNELLEY-PAYMETRIC	63.01	1	63.01
PORT ARANSAS HARDWARE	62.81	3	20.94
AMZN MKTP US M85D660W1	61.61	1	61.61
AMAZON.COM MT9G77WS2	61.19	1	61.19
DOLLARTREE	61.00	2	30.50
CDW GOVT #QTB7001	60.29	1	60.29
IN SUPERGLASS WINDSHIELD	60.00	2	30.00
MALL SHOE SERVICE	60.00	1	60.00
RIVERSIDE VETERINARY CLIN	60.00	1	60.00
NUECES CO TX - GOV PAY FE	60.00	20	3.00
AUTOZONE #1332	59.50	2	29.75
AMAZON.COM M05FV9HW2	59.10	1	59.10
CC PLUMBING	59.08	2	29.54
AUTOZONE #1328	58.85	3	19.62
H-E-B #413	58.08	1	58.08
LUBRICATION STATION	57.97	2	28.98
TPG CITYOFDRISCOLLUTILITI	57.44	1	57.44
FEDEX 30953972	56.45	1	56.45
SHAFFER MUFFLER AND AUTOM	56.25	1	56.25
PAYPAL EPRDISTRIBU	55.98	3	18.66
MURPHY7426ATWALMART	55.00	1	55.00
TEXAS CENTER FOR THE JUDI	55.00	1	55.00
NORMA S FRUITS & DELIGHTS	55.00	1	55.00
STAPLES DIRECT	54.98	1	54.98
PROFESSIONAL EDUC SERV	54.50	1	54.50
AMZN MKTP US M05YR7KO2	54.11	1	54.11
AVNGATE MOVAVI.COM	54.07	1	54.07
HP GROOS LOT	54.00	1	54.00
AMZN MKTP US MT9N20UE0	53.82	1	53.82
THE ROCKIN G OIL C	53.01	1	53.01
EXXONMOBIL 45958493	52.50	1	52.50
TEXAS RDHSECRPCHRSTIL	51.39	1	51.39
H-E-B #210	51.08	2	25.54
AMZN MKTP US M80K33BB1	50.40	1	50.40
UBER TRIP	50.38	1	50.38
COURTS/USDC-TX-PAY	50.00	2	25.00

**Nueces County**  
**Transaction Totals by Vendor YTD**  
**For the 4 months ending 01/28/2019**

Merchant	Amount	Transaction Count	Average Transaction
TEXAS FLOODPLAIN MANAGEME	50.00	1	50.00
UBER TRIP FYWVD	48.98	1	48.98
AMZN MKTP US M27CW8YQ2	48.84	1	48.84
THE UPS STORE 4725	48.80	1	48.80
PIZZA HUT #23634	48.17	1	48.17
AMZN MKTP US MB9CH1JF1	48.00	1	48.00
CDW GOVT #QHM4177	47.97	1	47.97
AMAZON.COM MT75H39E1	47.90	1	47.90
AMZN MKTP US M02NP6YJ2	47.80	1	47.80
SHI SMARTPRACT#1875365	47.50	1	47.50
ZACHRY PUBLICATIONS	47.50	1	47.50
IN MERCURY AUTO AIR LLC	47.45	1	47.45
PAYPAL RUNES	47.25	1	47.25
AMERICAN AIR0010632972177	46.64	1	46.64
FREEDOM AUTO SPA	46.00	1	46.00
AMZN MKTP US M255D93F0	45.99	1	45.99
EIG WHOIS.COM	45.72	2	22.86
SIGN SOLUTIONS	45.00	1	45.00
SE40830	44.99	1	44.99
PAYPAL KIMO19200	44.71	1	44.71
PHILLIPS 66 - HILLTOP TRA	44.00	1	44.00
AN FORD MAZDA CORPUS	43.82	1	43.82
BATTERYDEALSUS	43.67	1	43.67
AMZN MKTP US MT7MC83N1	43.28	1	43.28
HOBBY-LOBBY #0066	43.20	2	21.60
SP CUTRATEBATTERIES	43.00	1	43.00
SUNOCO 0485949200	41.71	1	41.71
CDW GOVT #QJX8198	41.65	1	41.65
LUMBER LIQUIDATORS 171	40.67	1	40.67
AGENT FEE 8900756547640	40.00	1	40.00
AGENT FEE 8900755055541	40.00	1	40.00
MARINA GARAGE	40.00	1	40.00
AMAZON.COM M20EQ6880	39.36	1	39.36
CORNER STORE 1501	38.82	1	38.82
PAYPAL COASTALBEND	38.51	2	19.26
PETTY S ELECTRONICS	38.00	1	38.00
PAYPAL WEDOITALL2	37.98	3	12.66
AT&T T44A 7310	37.90	1	37.90
GULF COAST PAPER COM	37.84	3	12.61
BLUE 360 MEDIA	37.00	1	37.00
AIR & FILTERS 2	36.96	1	36.96
PAYPAL GREENTECHCO	36.64	1	36.64

**Nueces County**  
**Transaction Totals by Vendor YTD**  
**For the 4 months ending 01/28/2019**

Merchant	Amount	Transaction Count	Average Transaction
CFW COMMERCE ST GARAGE	36.00	2	18.00
DEFENSIVE DRIVING.COM	35.00	1	35.00
SHAFFERS MUFFLER AND AUTO	35.00	5	7.00
ALAMEDA MEDICAL SUPPLY	32.99	1	32.99
APL APPLE ONLINE STORE	31.39	1	31.39
RR DONNELLEY	31.24	1	31.24
BUC-EES #30	30.78	1	30.78
UNITED 0162604482628	30.00	1	30.00
UNITED 0162604629723	30.00	1	30.00
SQ BANUELOS TIRE P	30.00	2	15.00
UPS 1ZPT807H0200030017	29.92	1	29.92
AMZN MKTP US MT4Q926G2	29.68	1	29.68
WM SUPERCENTER #442	28.36	1	28.36
ALICE ECHO NEWS JOURNAL C	28.00	1	28.00
UPS 1Z2T857WP210308377	27.81	1	27.81
AMZN MKTP US M05XH8ST0	27.00	1	27.00
AT&T T41J 8334	26.60	1	26.60
SHINE ON CAR WASH	26.00	2	13.00
B & T RENTALS	26.00	1	26.00
ROBSTOWN CLEANERS	25.64	1	25.64
PAYPAL TEXASDIVISI	25.00	2	12.50
IN CORPUS CHRISTI BAR AS	25.00	1	25.00
TEXAS ONLINE DEFENSIVE	25.00	1	25.00
EB FALL CEU CONFERENC	25.00	1	25.00
OFFICEMAX/DEPOT 6289	24.99	1	24.99
AMZN MKTP US M05QE1Q20	24.98	1	24.98
AMZN MKTP US M00LF1YM2	24.95	1	24.95
SHORELINE SANDWICH	24.74	1	24.74
BILL MILLER BAR-B-Q - 30	22.68	1	22.68
AMZN MKTP US MT26V93Q2	21.98	1	21.98
AMZN MKTP US M249L9W12	21.96	1	21.96
LUBYS CAFE #0195 Q99	21.60	1	21.60
AMZN MKTP US MT9UA37H0	21.04	1	21.04
ABC KEYS & SAFES	21.00	1	21.00
SQ TORRES GARAGE	21.00	1	21.00
KINGSVILLE PUBLISHING CO	20.00	2	10.00
AUTOZONE 4216	19.99	1	19.99
WAL-MART #5898	19.88	3	6.63
UPS K1946036905	19.15	1	19.15
OFFICE DEPOT #2250	18.76	1	18.76
NOTHING BUNDT CAKES -	18.50	1	18.50
SUNOCO 0553014200	18.46	1	18.46

**Nueces County**  
**Transaction Totals by Vendor YTD**  
**For the 4 months ending 01/28/2019**

Merchant	Amount	Transaction Count	Average Transaction
AMZN MKTP US M87HC9QS2	18.28	1	18.28
AMZN MKTP US M820O6CO1	18.10	1	18.10
PARKJOCKEY	18.00	1	18.00
AMAZON.COM M892D7B81	17.99	1	17.99
AMAZON.COM M84XU3BE2	17.99	1	17.99
OIL PATCH PETROLEUM INC	17.24	2	8.62
HEB #210	16.71	1	16.71
FEDEX 784843627400	16.49	1	16.49
AMZN MKTP US M898U48Z1	15.97	1	15.97
LA MICHOACANA BAKERY INC	15.93	1	15.93
UPS ADJ00173076203881	15.90	1	15.90
AMZN MKTP US M274J9X32	14.87	1	14.87
AUTOZONE #4215	14.38	1	14.38
USPS PO 4876650380	13.40	2	6.70
USPS PO 4820280417	13.40	1	13.40
TXDPS CRIME RECS	12.78	2	6.39
OFFICE DEPOT #2387	12.76	1	12.76
OFFICEMAX/DEPOT 6208	12.39	1	12.39
OTTERBOX/LIFEPROOF	12.14	1	12.14
CARISMA EXPRESS CAR WA	12.00	1	12.00
THE ISLAND CAR WASH	12.00	1	12.00
GOVERNMENT PAYMENTS	12.00	4	3.00
TIRE EXPRESS	12.00	1	12.00
AMZN MKTP US M230J41F2	11.98	1	11.98
AMZN MKTP US M802V6J70	11.95	1	11.95
AMAZON.COM M88555YE2	11.59	1	11.59
ROADRUNNER TRAVEL CENTER	11.50	1	11.50
NTTA CUST SVC ONLINE	11.34	2	5.67
SNAPPY 20	11.04	1	11.04
COURTYARD BY MARRIOTT-	10.82	1	10.82
SHERATON AUSTIN HOTEL PAR	10.00	1	10.00
SUNOCO 0486667900	10.00	1	10.00
MARKET SQUARE LOT	10.00	1	10.00
AMZN MKTP US MT6FG0BP0	9.90	1	9.90
OFFICE DEPOT #2227	9.57	1	9.57
UNITED 0162922138267	9.00	1	9.00
UNITED 0162922138266	9.00	1	9.00
SQ MAYORGA AUTOMOTIVE LL	8.99	1	8.99
FEDEX 31242309	8.66	1	8.66
AMZN MKTP US MT88T4YS1	8.41	1	8.41
WALMART.COM 8009666546	8.39	1	8.39
OFFICE DEPOT #618	8.00	1	8.00

**Nueces County**  
**Transaction Totals by Vendor YTD**  
**For the 4 months ending 01/28/2019**

Merchant	Amount	Transaction Count	Average Transaction
OFFICE DEPOT #161	7.39	1	7.39
BURGER KING #13422	7.13	1	7.13
AP ELECTRIC & GENERATOR	7.13	2	3.56
RUBEN'S FLEET SERVICE	7.00	1	7.00
UNITED 0162922138269	7.00	1	7.00
DANNYS TIRE SERVICE	7.00	1	7.00
SHELL OIL 57545310500	7.00	1	7.00
UNITED 0162922138268	7.00	1	7.00
SQ STICKER XPRESS	7.00	1	7.00
MO GLASS	7.00	1	7.00
WHATABURGER 844 Q26	6.86	1	6.86
FEDEX 29925042	6.25	1	6.25
DQ-13 #14300	6.00	1	6.00
ZAGG INC	5.99	1	5.99
MUNICIPAL SERVICES BUREAU	5.81	2	2.90
WYNDHAM GARDEN HOTEL - RI	5.41	1	5.41
RMA TOLL	5.19	1	5.19
UBER TRIP 2VBU4	5.00	1	5.00
TEA GED TRANSCRIPT	5.00	1	5.00
PAYPAL YRONLNBKSTR	3.98	1	3.98
SUNRISE VENDING LLC	3.85	2	1.92
DAIRY QUEEN 52 #42836	3.56	1	3.56
WHATABURGER 897 Q26	3.40	1	3.40
CORNER STORE 0135	3.24	1	3.24
LAZ PARKING 610260-LUKE	2.00	1	2.00
USA CASH DEPOT VEND	1.50	1	1.50
CC CALLER-TIMES	1.06	1	1.06
CROSS BORDER TRANS FEE	0.75	5	0.15
OFFICE DEPOT #1079	0.00	2	0.00
CCI HOTEL RES	0.00	2	0.00
FEDEX 811977966882	-0.25	1	-0.25
FEDEX 811977966893	-1.00	1	-1.00
DISPUTE-PAYPAL GREENTECH	-36.64	1	-36.64
TFS FISHER SCI CHI	-246.04	1	-246.04
DISPUTE-AMZN MKTP US	-269.90	1	-269.90
<b>Total</b>	<b>1,594,996.25</b>	<b>5,229</b>	<b>305.03</b>