

# **Nueces County, Texas**

## **Monthly Financial Report** (Unaudited and Unadjusted)

Fiscal Year 2018/2019  
For the ten months ended July 31, 2019



**Prepared by:**

**The Nueces County Auditor's Office**

**Dale Atchley, CPA**  
**County Auditor**



**Nueces County, Texas**  
**Unaudited Monthly Financial Report**  
**As of July 31, 2019**

---

**Table of Contents**

County Auditor Letter of Transmittal..... 1

**Financial Statements**

Balance Sheet - Governmental Funds ..... 4  
Statement of Revenue, Expenditures and Changes in Fund Balances - Governmental Funds..... 6  
Statement of Net Position - Internal Service Fund ..... 10  
Statement of Revenue, Expenditures and Changes in Fund Balance - Internal Service Fund ..... 11  
Comparison of Current Year to Prior year Revenues & Expenditures - Group Health..... 13  
Comparison of Monthly & year to prior year Revenues & Expenditures - Group Health ..... 14

**Budget Revenue Section**

Statement of Revenue Budget to Actual with Year to Year Comparison - General Fund ..... 16  
Statement of Revenue Budget to Actual with Year to Year Comparison – Road & Bridge ..... 17  
Statement of Revenues Budget to Actual - Inland and Coastal Parks ..... 18  
Comparison of Current year to prior year total Revenues - Inland and Coastal Parks ..... 19  
Statement of Revenues Budget to Actual - Airport ..... 20

**Budget Expenditure Section**

Statement of Expenditures Budget to Actual - General Fund ..... 22  
Comparison of Current year to prior year total Expenditures - General Fund ..... 63  
Statement of Expenditures Budget to Actual - Road & Bridge Fund..... 65  
Comparison of Current year to prior year total Expenditures - Road & Bridge Fund ..... 66  
Statement of Expenditures Budget to Actual - Inland and Coastal Parks ..... 67  
Comparison of Current year to prior year total Expenditures - Inland and Coastal Parks ..... 68  
Statement of Expenditures Budget to Actual with Year to Year Comparison - Airport fund ..... 69  
Statement of Expenditures Budget to Actual - Commissioners Special Revenue Funds ..... 70  
Statement of Expenditures Budget to Actual - Commissioners Diabetes Funds ..... 71  
Statement of Expenditures Budget to Actual - Commissioners RTA Funds..... 72

**Schedules**

Schedule of Transfers In and Out by Fund..... 74  
Schedule of Capital Projects ..... 75  
Summary of Monthly Revenue Report..... 81

**Procurement**

Procurement Card Totals by Budget Category ..... 84  
Procurement Card Totals by Amount ..... 85  
Procurement Card Totals by Department ..... 88





AIDEE HERNANDEZ, MBA  
FIRST ASSISTANT

ELVA FUENTES, CFE  
INTERNAL AUDIT SUPERVISOR

ANNA VELAZQUEZ, CPP  
GRANTS / PAYROLL SUPERVISOR

DALE ATCHLEY, CPA  
COUNTY AUDITOR

LISA DAVIS  
BUDGET ACCOUNTANT

901 LEOPARD STREET, RM. 304  
CORPUS CHRISTI, TX 78401

JULIAN MENDOZA  
EXECUTIVE ACCOUNTANT

PHONE: (361) 88-0556 • FAX: (361) 888-0584

September 11, 2019

Honorable District Judges of Nueces County and  
Honorable Members of the Nueces County Commissioners Court:

The unaudited and unadjusted Monthly Financial Report of Nueces County, Texas as of and for the ten months ended July 31, 2019 is submitted herewith in accordance with Section 114.023 of the Texas Local Government Code and was prepared by the County Auditor's Office staff. The statements are reported on a budgetary basis which is not in accordance with generally accepted accounting principles. Due to the statutory duties of the County Auditor, I am not independent with regard to these financial reports as defined by the professional standards of the American Institute of Certified Public Accountants. However, these financial statements were prepared, and the financial accounting records were maintained with objectivity and due professional care.

The Monthly Financial Report is presented in four sections: Fund Financial Statements, Budget Revenue Status, Budget Expenditure Status, and Schedules:

The **Financial Statement section** contains the Governmental Funds Balance Sheet, the Governmental Funds Statement of Revenue, Expenditures and Changes in Fund Balance, the Internal Service Fund Statement of Net Position, the Internal Service Fund Statement of Revenue, Expenditures and Changes in Net Position, and the Group Health Comparison of Current Year to Prior Year Revenue and Expenditures and chart.

The **Budget Revenue Status section** is comprised of a General Fund Statement of Revenues Budget to Actual and Comparison of Current Year to Prior Year Revenues, a Road and Bridge Statement of Revenues Budget to Actual and Comparison of Current Year to Prior Year Revenues, an Inland and Coastal Parks Statement of Revenues Budget to Actual and Comparison of Current Year to Prior Year Revenues, and Airport Statement of Revenues Budget to Actual.

The **Budget Expenditure Status section** is comprised of a General Fund Top Spenders, General Fund Statement of Expenditures Budget to Actual, a General Fund Comparison of Current Year to Prior Year Expenditures and charts, a Road and Bridge Statement of Expenditures Budget to Actual, a Road and Bridge Comparison of Current Year to Prior Year Expenditures, an Inland and Coastal Parks Statement of Expenditures Budget to Actual, Inland and Coastal Parks Funds Comparison of Current Year to Prior Year Expenditures, an Airport Statement of Expenditures Budget to Actual and an Airport Comparison of Current Year to Prior Year Expenditures,

The **Schedules section** includes a Schedule of Transfers In and Out by Fund, a Schedule of Capital Projects, and a Summary of Revenue Reports.

The **General Fund Statement of Expenditures Budget to Actual** section now has visual performance indicators. The performance indicators are based on a comparison with the Expected Expenditures. The Expected Expenditure amount is calculated based on the average of the total budget over 12 fiscal periods (October through September). The color of the remaining budget available is used as a performance indicator. These numbers will be black if spending is below 90% of the expected amount, yellow if spending is equal to or greater than 90% of the expected amount and red if spending is equal to or greater than 100% of the expected amount.

Fiscal Period	1	2	3	4	5	6
Calendar Month	October	November	December	January	February	March
Expected Balance Remaining at 90% of expected expenditures	92.5%	85.0%	77.5%	70.0%	62.5%	55.0%
Expected Balance Remaining at 100% of expected Expenditures	91.7%	83.3%	75.0%	66.7%	58.3%	50.0%

Fiscal Period	7	8	9	10	11	12
Calendar Month	April	May	June	July	August	September
Expected Balance Remaining at 90% of expected expenditures	47.5%	40.0%	32.5%	25.0%	17.5%	10.0%
Expected Balance Remaining at 100% of expected Expenditures	41.7%	33.3%	25.0%	16.7%	8.3%	0.0%

This report is designed to provide a general overview of Nueces County’s finances for all those with an interest in the County’s finances at a specific point during the fiscal year. However, the reader should note that the report does not include those disclosures associated with, and usually made a part of, audited financial statements. Should you have any questions concerning this report, please do not hesitate to contact the County Auditor’s Office at (361) 888 - 0556.

Respectfully submitted,



Dale Atchley, CPA  
Nueces County Auditor

# **FINANCIAL STATEMENTS**

(Unaudited)

**Nueces County, Texas**  
**Balance Sheet**  
**Governmental Funds**  
**July 31, 2019**

	General Fund	Debt Service Fund	Capital Projects Fund
<b>Assets</b>			
Cash & Cash Equivalents	\$ 33,370,166	\$ 5,450,745	\$ 16,150,325
Investments	7,233,191	1,767,001	14,917,190
Accounts Receivable	5,052,355	588,611	-
Due From Component Unit	21,156	-	-
Due From Other Funds	1,859,424	-	272,817
Prepays	(372,904)	-	-
Inventory	82,982	-	-
Total Assets	\$ 47,246,369	\$ 7,806,356	\$ 31,340,332
<b>Liabilities and Fund Balances</b>			
<b>Liabilities</b>			
Accounts Payable	\$ 4,475,322	\$ -	\$ 144
Accrued Payroll Payable	-	-	-
Due to Other Funds	1,593,388	-	79,002
Unearned Revenue	3,522,124	588,611	-
Other Liabilities	42	-	-
Total Liabilities	\$ 9,590,876	\$ 588,611	\$ 79,146
<b>Fund Balances</b>			
Restricted	\$ -	\$ -	\$ 31,261,186
Committed	-	7,217,745	-
Unassigned	37,655,493	-	-
Total fund balances	\$ 37,655,493	\$ 7,217,745	\$ 31,261,186
Total liabilities and fund balances	\$ 47,246,369	\$ 7,806,356	\$ 31,340,332



**Nueces County, Texas  
Balance Sheet  
Governmental Funds  
July 31, 2019**

<u>Airport Fund</u>	<u>Coastal Parks Fund</u>	<u>Non Major Funds</u>	<u>Total Governmental Funds</u>
\$ 186,504	\$ 1,428,707	\$ 17,040,974	\$ 73,627,421
-	345,071	9,426,049	33,688,501
(5,026)	50	4,643,264	10,279,254
-	-	-	21,156
-	13,239	221,196	2,366,677
(375)	-	(3,328)	(376,607)
(2,588)	18,629	(0)	99,023
<u>\$ 178,515</u>	<u>\$ 1,805,697</u>	<u>\$ 31,328,154</u>	<u>\$ 119,705,424</u>
\$ 1,322	\$ 48,343	\$ 3,341,192	\$ 7,866,323
-	-	-	-
1,942	236,805	252,551	2,163,688
(356)	-	5,394,926	9,505,306
-	-	329,338	329,380
<u>\$ 2,909</u>	<u>\$ 285,149</u>	<u>\$ 9,318,006</u>	<u>\$ 19,864,697</u>
\$ -	\$ -	\$ -	\$ 31,261,186
-	-	-	7,217,745
<u>175,607</u>	<u>1,520,548</u>	<u>22,010,148</u>	<u>61,361,795</u>
<u>\$ 175,607</u>	<u>\$ 1,520,548</u>	<u>\$ 22,010,148</u>	<u>\$ 99,840,727</u>
<u>\$ 178,515</u>	<u>\$ 1,805,697</u>	<u>\$ 31,328,154</u>	<u>\$ 119,705,424</u>

**Nueces County, Texas**  
**Statement of Revenues, Expenditures and Changes in Fund Balances**  
**Governmental Funds**  
**July 31, 2019**

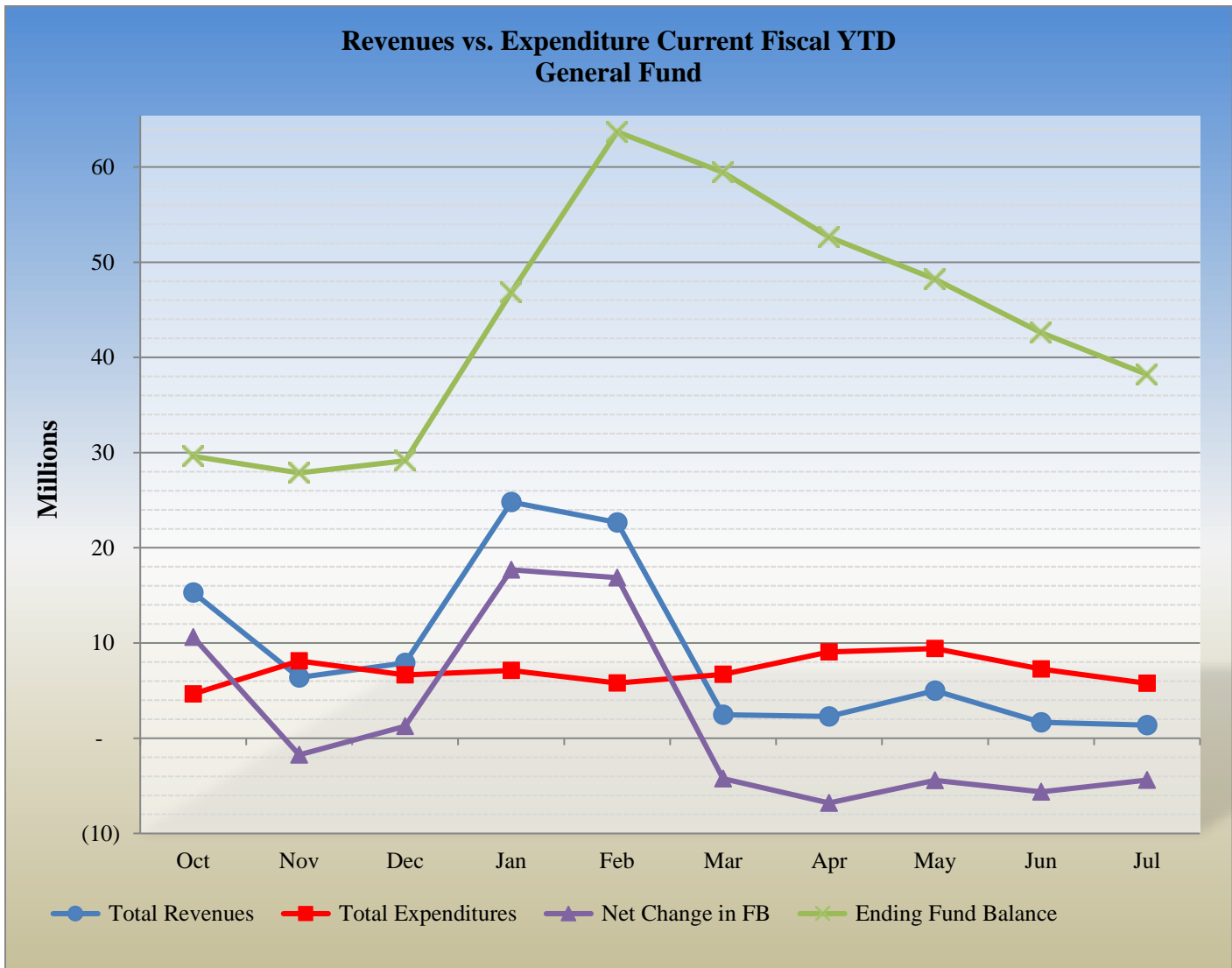
	<u>General Fund</u>	<u>Debt Service Fund</u>	<u>Capital Projects Fund</u>
<b>Revenues</b>			
Taxes	\$ 74,655,826	\$ 12,475,743	\$ -
Fees of Office	3,212,939	-	-
Fines & Forfeitures	1,273,492	-	-
Licenses & Permits	92,602	-	-
Motor Vehicle Services	4,195,443	-	-
Intergovernmental Revenues	3,760,180	-	3,000,000
Housing Inmates & Juveniles	216,379	-	-
Charges for Services	430,138	-	-
Interest & Investment Income	1,044,771	133,225	692,616
Rentals & commissions	767,053	-	109,282
Refunds & Reimbursements	180,437	-	-
Commodity Sales	-	-	-
Sale of Printed Materials	5,710	-	-
Other Income	90,417	-	-
Force Revenue (In-Kind)	-	-	-
Total Revenues	<u>\$ 89,925,387</u>	<u>\$ 12,608,968</u>	<u>\$ 3,801,898</u>
<b>Expenditures</b>			
Salaries	\$ 34,415,566	\$ -	\$ -
Salaries - Seasonal	-	-	-
Employee Benefits	14,212,963	-	-
Other Personnel Expenses	268,524	-	-
Office Expense & Supplies	923,326	-	116,887
Food & Kitchen Supplies	1,136,506	-	-
Telephone & Utilities	2,438,561	-	-
Maint & Repair - Equipment & Vehicles	748,297	-	10,018
Maint & Repair - Buildings & Grounds	1,345,102	-	1,148,285
Maint & Repair - Roads & Bridges	-	-	-
Professional Services	1,482,832	-	1,384,533
Special Personnel Services	3,326,373	-	-
Other Services & Charges	4,121,746	-	2,999,770
Other Expenses	344,102	7,958,073	-
Travel Expenses	186,705	-	3,071
Capital Outlay	459,730	-	-
Other Financing Uses	-	8,037,621	-
Agency Ledger Expenses	-	-	-
Total Expenditures	<u>\$ 65,410,332</u>	<u>\$ 15,995,694</u>	<u>\$ 5,662,565</u>
<b>Other Financing Sources (Uses)</b>			
Transfers - In	\$ 40,000	\$ 630,000	\$ 200,000
Transfers - Out	(5,874,382)	-	(1,011,347)
Bond Proceeds	-	8,125,000	-
Premium and Sale of Bonds	-	(17,397)	-
Sales of Assets	-	-	-
Total Other Financing Sources (Uses)	<u>(5,834,382)</u>	<u>8,737,603</u>	<u>(811,347)</u>
Net Change in Fund Balances	<u>18,680,674</u>	<u>5,350,877</u>	<u>(2,672,014)</u>
Fund Balance Beginning 10/01/2018	18,974,819	1,866,868	33,933,200
Fund Balance Ending 7/31/2019	<u>\$ 37,655,493</u>	<u>\$ 7,217,745</u>	<u>\$ 31,261,186</u>

**Nueces County, Texas**  
**Statement of Revenues, Expenditures and Changes in Fund Balances**  
**Governmental Funds**  
**July 31, 2019**

Airport Fund	Coastal Parks Fund	Non Major Funds	Total Governmental Funds
\$ -	\$ -	\$ 1,149,497	\$ 88,281,066
-	-	746,040	3,958,979
-	-	216,295	1,489,787
-	326,441	30,104	449,147
-	-	2,684,869	6,880,312
-	-	5,819,533	12,579,712
-	-	40,485,433	40,701,812
-	-	410,906	841,044
3,114	22,441	500,153	2,396,321
72,118	969,793	18,688	1,936,934
-	13,242	18,044	211,724
2,975	20,011	(0)	22,986
-	-	-	5,710
-	173	1,071,108	1,161,699
-	-	17,399	17,399
\$ 78,207	\$ 1,352,101	\$ 53,168,071	\$ 160,934,632
\$ 33,281	\$ 547,642	\$ 5,103,749	\$ 40,100,238
-	-	-	-
15,201	244,200	2,263,707	16,736,071
-	-	183,700	452,224
7,263	24,467	116,186	1,188,129
-	-	34,011	1,170,517
15,335	327,100	308,046	3,089,042
-	54,120	788,487	1,600,923
24,347	116,721	837,593	3,472,049
-	-	1,119,734	1,119,734
2,767	25,070	1,215,206	4,110,408
-	1,400	9,750	3,337,523
4,600	225,837	38,202,086	45,554,039
998	20,257	541,178	8,864,609
1,127	2,149	50,631	243,683
-	30,153	767,908	1,257,791
-	-	-	8,037,621
\$ 104,919	\$ 1,619,117	\$ 51,541,973	\$ 140,334,599
\$ 79,880	\$ 1,422,000	\$ 5,820,419	\$ 8,192,299
(20,339)	(505,000)	(781,232)	(8,192,299)
-	-	-	8,125,000
-	-	-	(17,397)
-	-	-	-
59,541	917,000	5,039,188	8,107,603
32,829	649,985	6,665,286	28,707,637
142,778	870,563	15,344,862	71,133,091
\$ 175,607	\$ 1,520,548	\$ 22,010,148	\$ 99,840,727

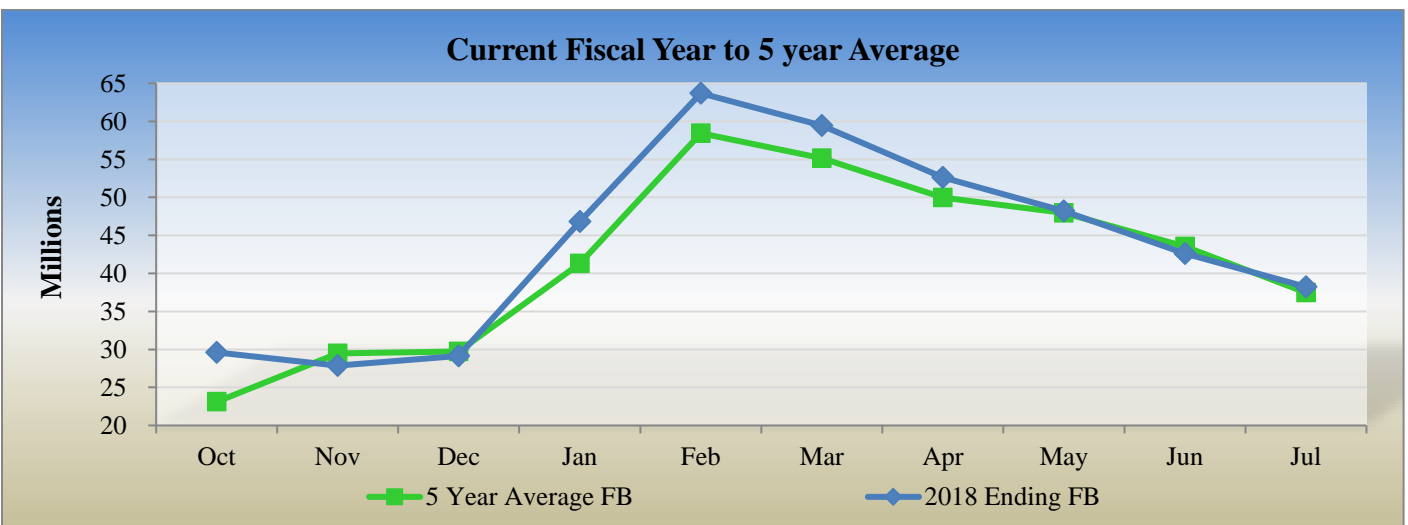
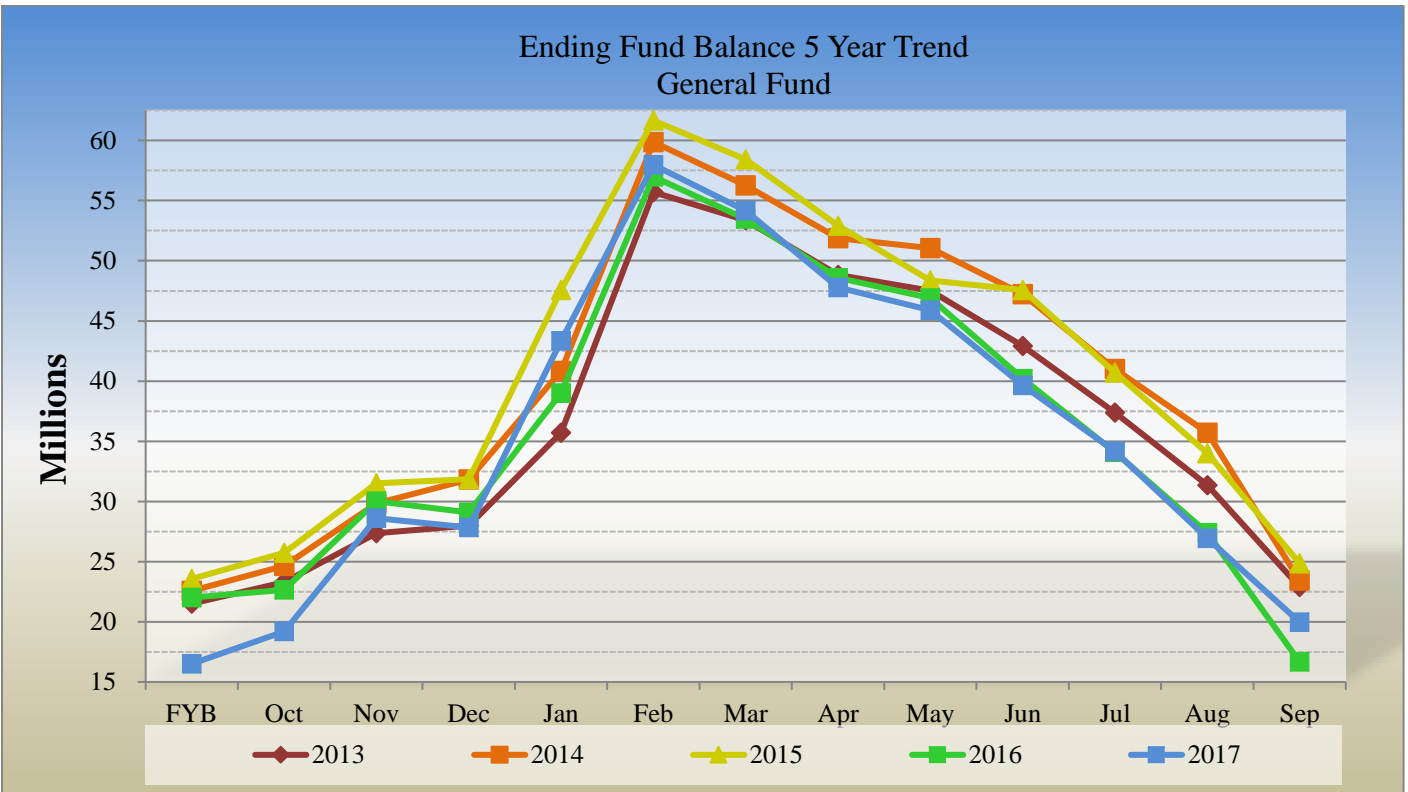
**Nueces County, Texas**  
**Change in Fund Balance-Current YTD**  
**General Fund**  
**July 31, 2019**

Period	Oct	Nov	Dec	Jan	Feb	Mar	Apr	May	Jun	Jul	Aug	Sep
Starting FB	18,974,819	29,609,349	27,870,706	29,141,072	46,831,350	63,692,983	59,441,463	52,642,991	48,220,981	42,602,425	-	-
Revenues	15,293,190	6,369,523	7,909,509	24,804,049	22,653,724	2,455,942	2,276,543	4,999,660	1,618,621	1,379,423	-	-
Transfers In	-	-	-	-	-	-	-	-	40,000	-	-	-
Expenditures	3,146,353	8,105,218	6,630,665	6,288,635	5,784,764	6,652,615	7,683,275	8,506,049	6,191,300	5,697,459	-	-
Transfers Out	1,512,307	2,948	8,478	825,136	7,326	54,847	1,391,739	915,621	1,085,877	70,102	-	-
Ending FB	29,609,349	27,870,706	29,141,072	46,831,350	63,692,983	59,441,463	52,642,991	48,220,981	42,602,425	38,214,287	-	-



**Nueces County, Texas**  
**Change in Fund Balance-Current and Previous 5 Years**  
**General Fund**  
**July 31, 2019**

	FYB	Oct	Nov	Dec	Jan	Feb	Mar	Apr	May	Jun	Jul	Aug	Sep
2013	21,512,576	23,287,334	27,357,078	27,993,902	35,719,312	55,699,626	53,365,999	48,822,910	47,511,150	42,923,547	37,396,115	31,348,025	22,890,952
2014	22,576,705	24,643,392	29,831,412	31,832,121	40,845,090	59,858,381	56,248,738	51,867,620	51,056,504	47,229,480	40,988,079	35,717,010	23,423,860
2015	23,568,037	25,743,350	31,499,712	31,840,057	47,576,602	61,657,162	58,408,408	52,916,045	48,359,947	47,578,429	40,710,664	34,018,270	24,855,320
2016	22,001,636	22,659,474	30,025,766	29,088,443	39,008,784	56,979,141	53,470,273	48,588,573	46,914,852	40,200,583	34,072,580	27,386,089	16,665,081
2017	16,510,888	19,198,906	28,614,874	27,829,767	43,330,026	57,960,761	54,170,455	47,770,998	45,894,779	39,649,318	34,176,213	26,940,466	19,971,784
2018	18,974,819	29,609,349	27,870,706	29,141,072	46,831,350	63,692,983	59,441,463	52,642,991	48,220,981	42,602,425	38,214,287	-	-
5-Yr Avg	20,857,444	24,190,301	29,199,925	29,620,894	42,218,527	59,308,009	55,850,890	50,434,856	47,993,035	43,363,964	37,592,990	31,081,972	21,561,399



**Nueces County, Texas  
Statement of Net Position  
Internal Service Fund  
July 31, 2019**

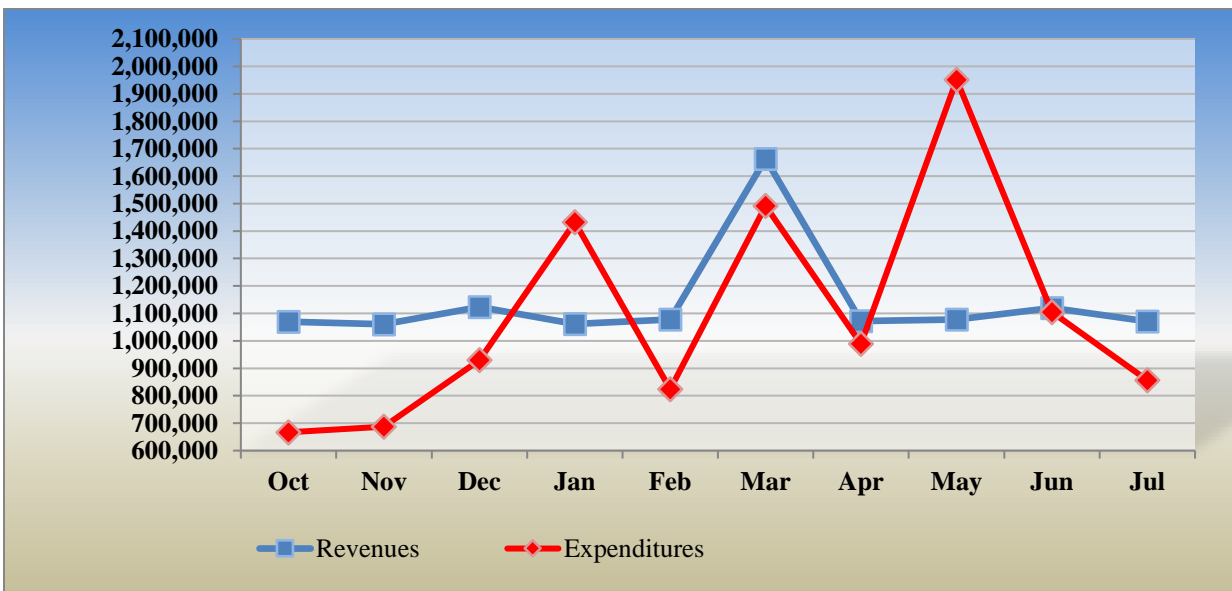
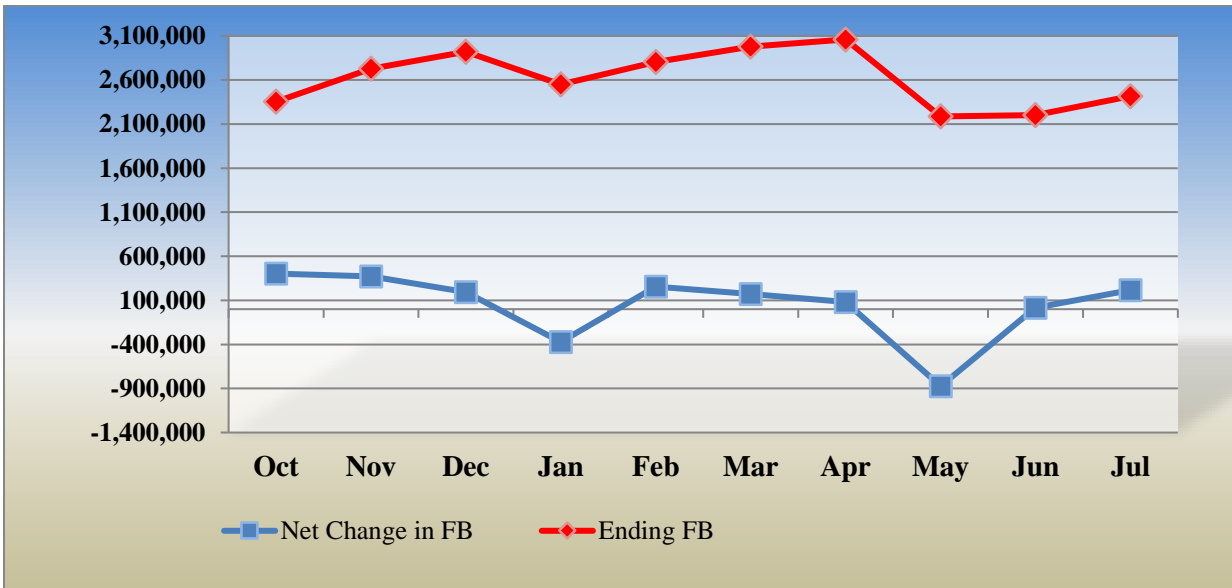
	<u>Workers Compensatio</u>	<u>General Liability</u>	<u>Group Health</u>	<u>Total Internal Service Fund</u>
<b>Assets</b>				
Cash & Cash Equivalents	\$ 50,049	\$ 365,162	\$ 2,954,109	\$ 3,369,320
Investments	-	490,798	-	490,798
Accounts Receivable	-	-	8,687	8,687
Due From Other Funds	475,320	146,982	-	622,302
Total Assets	<u>\$ 525,369</u>	<u>\$ 1,002,942</u>	<u>\$ 2,962,797</u>	<u>\$ 4,491,108</u>
<b>Liabilities and Net Position</b>				
<b>Liabilities</b>				
Accounts Payable	\$ -	\$ 282	\$ 890,509	\$ 890,791
Due to Other Funds	-	-	700,000	700,000
Estimated Claims	-	526,862	-	526,862
Total Liabilities	<u>\$ -</u>	<u>\$ 527,143</u>	<u>\$ 1,590,509</u>	<u>\$ 2,117,652</u>
<b>Net Position</b>				
Unassigned	<u>525,369</u>	<u>475,798</u>	<u>1,372,287</u>	<u>2,373,455</u>
Total Net Position	<u>525,369</u>	<u>475,798</u>	<u>1,372,287</u>	<u>2,373,455</u>
Total liabilities and fund balances	<u>\$ 525,369</u>	<u>\$ 1,002,942</u>	<u>\$ 2,962,797</u>	<u>\$ 4,491,108</u>

**Nueces County, Texas**  
**Statement of Revenue, Expenditures and Changes in Net Position**  
**Internal Service Fund**  
**July 31, 2019**

	<u>Workers Compensation</u>	<u>General Liability</u>	<u>Group Health</u>	<u>Total Internal Service Fund</u>
<b>Revenues</b>				
Charges for Services	\$ 475,320	\$ 896,911	\$ 9,672,978	\$ 11,045,210
Intergovernmental Revenue	-	-	-	-
Interest & Investment Income	11,495	26,382	62,119	99,995
Refunds & Reimbursements	-	-	12,257	12,257
Other Income	-	19,011	222,037	241,048
Total Revenues	<u>\$ 486,815</u>	<u>\$ 942,304</u>	<u>\$ 9,969,391</u>	<u>\$ 11,398,510</u>
<b>Expenditures</b>				
Office Expense & Supplies	\$ -	\$ -	\$ -	\$ -
Maint & Repair - Equipment & Vehicles	-	18,620	-	18,620
Professional Services	-	21,250	8,620,148	8,641,398
Other Services & Charges	272,166	1,095,579	442,906	1,810,651
Capital Outlay	-	-	-	-
Insurance Admin Costs	-	-	506,102	506,102
Total Expenditures	<u>\$ 272,166</u>	<u>\$ 1,135,449</u>	<u>\$ 9,569,156</u>	<u>\$ 10,976,770</u>
<b>Other Financing Sources (Uses)</b>				
Transfers-In	\$ -	\$ -	\$ -	\$ -
Transfers-Out	-	-	-	-
Total Other Financing Sources (Uses)	<u>\$ -</u>	<u>\$ -</u>	<u>\$ -</u>	<u>\$ -</u>
Change in Net Position	\$ 214,649	\$ (193,145)	\$ 400,235	\$ 421,740
Net Position Beginning 10/01/2018	<u>310,720</u>	<u>668,943</u>	<u>972,052</u>	<u>1,951,715</u>
Net Position Ending 7/31/2019	<u><u>\$ 525,369</u></u>	<u><u>\$ 475,798</u></u>	<u><u>\$ 1,372,287</u></u>	<u><u>\$ 2,373,455</u></u>

**Nueces County, Texas**  
**Change in Fund Balance – Current YTD**  
**Internal Service Fund**  
**July 31, 2019**

Period	Oct	Nov	Dec	Jan	Feb	Mar	Apr	May	Jun	Jul
Starting FB	1,951,715	2,354,984	2,728,424	2,922,709	2,551,666	2,806,534	2,977,736	3,060,527	2,187,171	2,203,129
Revenues	1,070,041	1,060,445	929,387	1,432,657	823,142	1,492,143	989,422	1,951,637	1,104,247	856,575
Transfers In	-	-	-	-	-	-	-	-	-	-
Expenditures	666,772	687,005	929,387	1,432,657	823,142	1,492,143	989,422	1,951,637	1,104,247	856,575
Transfers Out	-	-	-	-	-	-	-	-	-	-
Ending FB	2,354,984	2,728,424	2,922,709	2,551,666	2,806,534	2,977,736	3,060,527	2,187,171	2,203,129	2,417,238





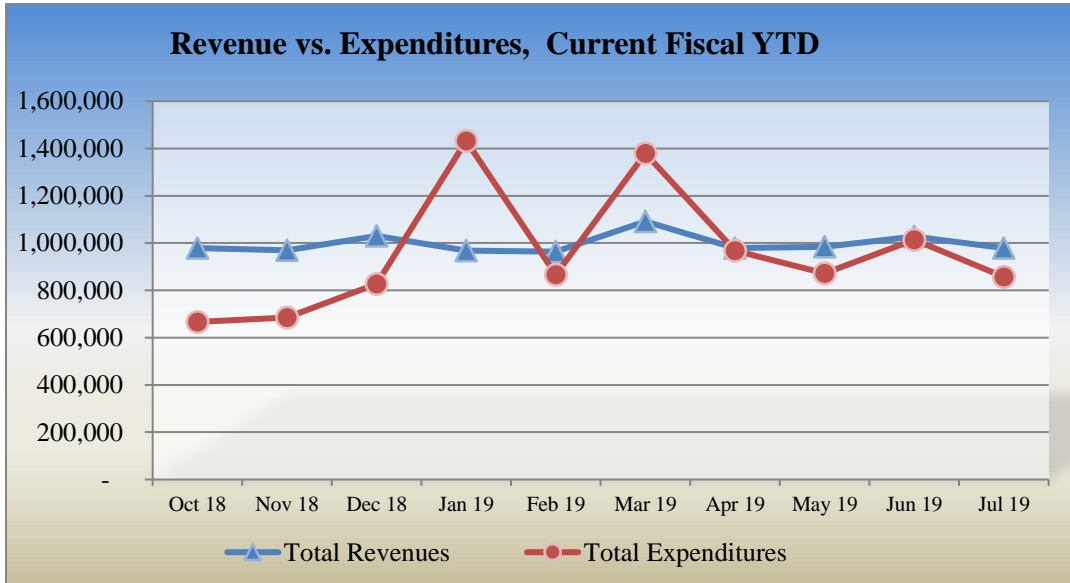
**Nueces County, Texas**  
**Comparison of Current Year to Prior Year Revenues**  
**July 2018 vs. July 2019**  
**Group Health**

	2018 - 2019 Current Year-to-Date <u>Actual</u>	2017 - 2018 Prior Year-to-Date <u>Actual</u>	Increase (Decrease)	Current to Prior Year Percent Change
Charges for Services	\$ 9,672,978	\$ 9,612,530	\$ 60,448	1%
Interest & Investment Income	62,119	19,045	43,074	226%
Other Income	222,037	203,301	18,736	9%
Refunds & Reimbursements	12,257	22,549	(10,292)	-46%
Total Revenues	<u>\$ 9,969,391</u>	<u>\$ 9,857,424</u>	<u>\$ 111,967</u>	1%

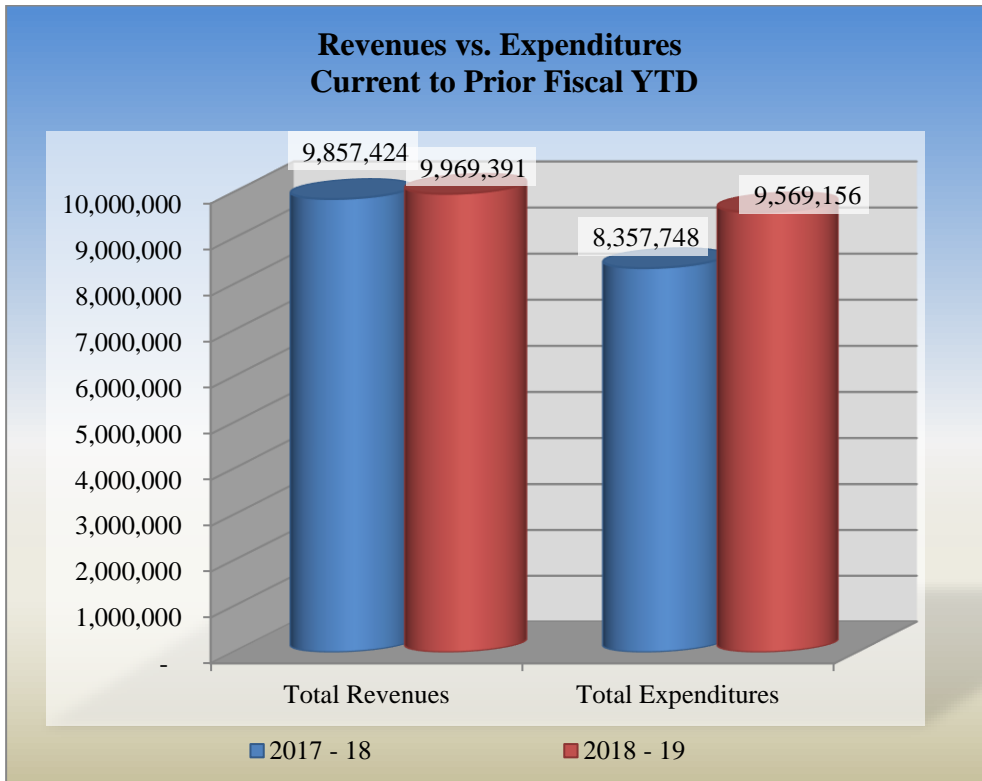
**Nueces County, Texas**  
**Comparison of Current Year to Prior Year Expenses**  
**July 2018 vs. July 2019**  
**Group Health**

	2018 - 2019 Current Year-to-Date <u>Actual</u>	2017 - 2018 Prior Year-to-Date <u>Actual</u>	Increase (Decrease)	Current to Prior Year Percent Change
Insurance Fund Costs	\$ 506,102	\$ 537,178	\$ (31,077)	-6%
Other Services and Charges	442,906	387,399	55,507	14%
Professional Services	8,620,148	7,433,171	1,186,977	16%
Total Expenditures	<u>\$ 9,569,156</u>	<u>\$ 8,357,748</u>	<u>\$ 1,211,408</u>	14%
Net Income / (Loss)	<u>\$ 400,235</u>	<u>\$ 1,499,676</u>	<u>\$ (1,099,441)</u>	<u>-73%</u>

**Nueces County, Texas  
 Monthly and Year to Prior Year  
 Comparison Charts  
 Group Health Fund  
 2018 - 2019 Individual Month Comparison**



Fiscal Period	Oct 18	Nov 18	Dec 18	Jan 19	Feb 19	Mar 19	Apr 19	May 19	Jun 19	Jul 19
Revenues	978,520	968,850	1,030,355	967,730	963,697	1,091,448	978,313	983,632	1,027,525	979,322
Expenditures	666,530	685,485	827,829	1,432,377	866,052	1,379,735	967,705	872,539	1,014,470	856,433



**BUDGET STATUS**  
**REVENUE**  
(Unaudited)

**Nueces County, Texas**  
**Statement of Revenues Budget to Actual**  
**General Fund**  
**July 31, 2019**

	Original FY 2018/19 Budget	Adjusted FY 2018/19 Budget	Year to Date Activity	Remaining Balance	Percent of Budget Collected
<b>Taxes</b>					
Current Property Taxes	\$ 73,053,852	\$ 73,053,852	\$ 73,181,356	\$ (127,504)	100.2%
Delinquent Property Taxes	1,410,000	1,410,000	862,414	547,586	61.2%
Penalties & Interest	715,000	715,000	570,625	144,375	79.8%
Other Taxes	443,000	443,000	41,431	401,569	9.4%
Fees of Office	3,970,100	3,970,100	3,212,939	757,161	80.9%
Fines and Forfeitures	1,370,000	1,370,000	1,273,492	96,508	93.0%
Licenses and Permits	120,000	120,000	92,602	27,398	77.2%
Motor Vehicle Services	4,100,000	4,100,000	4,195,443	(95,443)	102.3%
Intergovernmental Revenue	5,237,216	5,237,216	3,760,180	1,477,036	71.8%
Housing Inmates	425,000	425,000	216,379	208,621	50.9%
Charges for Services	500,000	500,000	430,138	69,862	86.0%
Investment Income	500,000	500,000	1,044,771	(544,771)	209.0%
Rental & Commissions	725,000	725,000	767,053	(42,053)	105.8%
Refunds & Reimbursements	155,000	155,000	180,437	(25,437)	116.4%
Sale of Printed Materials	12,000	12,000	5,710	6,290	47.6%
Other Income	119,500	119,500	90,417	29,083	75.7%
Transfers In	1,340,626	1,340,626	40,000	1,300,626	3.0%
<b>Total General Fund Revenues</b>	<b>\$ 94,196,294</b>	<b>\$ 94,196,294</b>	<b>\$ 89,965,387</b>	<b>\$ 4,230,907</b>	<b>95.5%</b>

**Comparison of Current Year to Prior Year Revenues**  
**General Fund**  
**July 2018 vs July 2019**

	2018-2019 Fiscal Year to Date Actual	2017-2018 Prior Year to Date Actual	Increase (Decrease)	Current to Prior Year Percentage Change
<b>Taxes</b>				
Current Property Taxes	\$ 73,181,356	\$ 67,808,800	\$ 5,372,556	7.9%
Delinquent Property Taxes	862,414	1,763,619	(901,205)	-51.1%
Penalties & Interest	570,625	604,881	(34,256)	-5.7%
Other Taxes	41,431	40,358	1,073	2.7%
Fees of Office	3,212,939	3,098,205	114,733	3.7%
Fines and Forfeitures	1,273,492	1,074,415	199,077	18.5%
Licenses and Permits	92,602	130,731	(38,129)	-29.2%
Motor Vehicle Services	4,195,443	4,026,865	168,578	4.2%
Intergovernmental Revenue	3,760,180	3,593,584	166,596	4.6%
Housing Inmates	216,379	400,445	(184,066)	-46.0%
Charges for Services	430,138	423,982	6,156	1.5%
Investment Income	1,044,771	568,740	476,031	83.7%
Rental & Commissions	767,053	790,125	(23,072)	-2.9%
Refunds & Reimbursements	180,437	1,668,856	(1,488,419)	-89.2%
Sale of Printed Materials	5,710	10,268	(4,558)	-44.4%
Other Income	90,417	129,778	(39,361)	-30.3%
<b>Total General Fund Revenues</b>	<b>\$ 89,965,387</b>	<b>\$ 86,136,754</b>	<b>\$ 3,828,633</b>	<b>4.4%</b>

**Nueces County, Texas**  
**Statement of Revenues Budget to Actual**  
**Road and Bridge Fund**  
**July 31, 2019**

	Original FY 2018 / 19 Budget	Adjusted FY 2018 / 19 Budget	Year to Date Activity	Remaining Balance	Percent of Budget Collected
<b>Road &amp; Bridge</b>					
Taxes					
Current Property Taxes	\$ 1,095,732	\$ 1,095,732	\$ 1,094,645	\$ 1,087	100%
Delinquent Property Taxes	23,000	23,000	31,705	(8,705)	137.8%
Penalties & Interest	11,000	11,000	13,235	(2,235)	120.3%
Other Taxes	600	600	9,912	(9,312)	1652.0%
Licenses and Permits	7,000	7,000	859	6,141	12.3%
Motor Vehicle Services	3,260,000	3,260,000	2,684,869	575,131	82.4%
Intergovernmental Revenue	180,000	180,000	171,611	8,389	95.3%
Investment Income	18,500	18,500	31,504	(13,004)	170.3%
Refunds & Reimbursements	2,500	2,500	3,776	(1,276)	151.0%
Transfers In	2,576,000	2,576,000	635,841	1,940,159	24.7%
<b>Subtotal Road &amp; Bridge Revenues</b>	<b>\$ 7,174,332</b>	<b>\$ 7,174,332</b>	<b>\$ 4,677,957</b>	<b>\$ 2,496,375</b>	<b>65.2%</b>
<b>Engineering</b>					
Transfers In	\$ 628,000	\$ 628,000	\$ -	\$ 628,000	0.0%
<b>Subtotal Engineering</b>	<b>\$ 628,000</b>	<b>\$ 628,000</b>	<b>\$ -</b>	<b>\$ 628,000</b>	<b>0.0%</b>
<b>Road Right of Way</b>					
Investment Income	\$ -	\$ -	\$ 662	\$ (662)	0.0%
<b>Subtotal Road Right of Way</b>	<b>\$ -</b>	<b>\$ -</b>	<b>\$ 662</b>	<b>\$ (662)</b>	<b>0.0%</b>
<b>Total Road &amp; Bridge Revenues</b>	<b>\$ 7,802,332</b>	<b>\$ 7,802,332</b>	<b>\$ 4,678,618</b>	<b>\$ 3,123,714</b>	<b>60.0%</b>

**Comparison of Current Year to Prior Year Revenues**  
**Road and Bridge Fund**  
**July 2018 vs July 2019**

	2018 - 19 Fiscal Year to Date Actual	2017 - 18 Prior Year to Date Actual	Increase (Decrease)	Current to Prior Year Percentage Change
<b>Road &amp; Bridge</b>				
Taxes				
Current Property Taxes	\$ 1,094,645	\$ 1,013,665	\$ 80,980	8.0%
Delinquent Property Taxes	31,705	26,569	5,137	19.3%
Penalties & Interest	13,235	9,630	3,605	37.4%
Other Taxes	9,912	330	9,582	2907.7%
Licenses and Permits	859	-	859	0.0%
Motor Vehicle Services	2,684,869	2,850,461	(165,593)	-5.8%
Intergovernmental Revenue	171,611	164,413	7,198	4.4%
Investment Income	32,165	23,701	8,464	35.7%
Refunds & Reimbursements	3,776	7,239	(3,462)	-47.8%
Other Income	-	124	(124)	-100.0%
Transfers In	635,841	818,057	(182,216)	-22.3%
<b>Total Road &amp; Bridge Revenues</b>	<b>\$ 4,678,618</b>	<b>\$ 4,914,188</b>	<b>\$ (235,569)</b>	<b>-4.8%</b>

**Nueces County, Texas**  
**Statement of Revenues Budget to Actual**  
**Inland and Coastal Parks**  
**July 31, 2019**

	Original FY 2018 / 19 Budget	Adjusted FY 2018 / 19 Budget	Year to Date Activity	Remaining Balance	Percent of Budget Collected
<b><u>Inland Parks</u></b>					
Investment Income	\$ 2,000	\$ 2,000	\$ 11,524	\$ (9,524)	576.2%
Refunds & Reimbursements	-	-	527	(527)	0.0%
Operating Transfers-In	<u>1,667,216</u>	<u>1,667,216</u>	<u>1,642,216</u>	<u>25,000</u>	98.5%
<b>Total - Inland Parks</b>	<b>\$ <u>1,669,216</u></b>	<b>\$ <u>1,669,216</u></b>	<b>\$ <u>1,654,267</u></b>	<b>\$ <u>14,949</u></b>	99.1%
<b><u>Coastal Parks</u></b>					
Intergovernmental Revenues	\$ 110,000	\$ 110,000	\$ -	\$ 110,000	0.0%
Investment Income	9,000	9,000	22,441	(13,441)	249.3%
Rentals & Commissions	480,000	480,000	129,859	350,141	27.1%
Padre Balli Park	185,000	185,000	351,900	(166,900)	190.2%
I.B. Magee Park	285,000	285,000	27,850	257,150	9.8%
Refunds & Reimbursements	500	500	13,242	(12,742)	2648.4%
Padre Balli-Commodity Sales	6,250	6,250	1,079	5,171	17.3%
Other Income	500	500	(88)	588	-17.5%
Operating Transfers-In	<u>1,117,000</u>	<u>1,117,000</u>	<u>1,422,000</u>	<u>(305,000)</u>	127.3%
<b>Subtotal - Coastal Parks</b>	<b>\$ <u>2,193,250</u></b>	<b>\$ <u>2,193,250</u></b>	<b>\$ <u>2,294,724</u></b>	<b>\$ <u>(101,474)</u></b>	104.6%
<b><u>Beach Improvements</u></b>					
Rentals & Commissions	\$ 135,000	\$ 135,000	\$ -	\$ 135,000	0.0%
Padre Balli Park	-	-	94,309	(94,309)	0.0%
I.B. McGee Park	-	-	76,679	(76,679)	0.0%
<b>Subtotal - Beach Improvements</b>	<b>\$ <u>135,000</u></b>	<b>\$ <u>135,000</u></b>	<b>\$ <u>170,988</u></b>	<b>\$ <u>(35,988)</u></b>	126.7%
<b><u>Pier Fund</u></b>					
Rentals & Commissions	\$ 10,000	\$ 10,000	\$ 12,069	\$ (2,069)	120.7%
Padre Balli Park	260,000	260,000	277,127	(17,127)	106.6%
Refunds & Reimbursements	7,500	7,500	-	7,500	0.0%
Padre Balli - Commodity Sales	32,000	32,000	18,932	13,068	59.2%
Other Income	-	-	261	(261)	0.0%
<b>Subtotal - Pier Fund</b>	<b>\$ <u>309,500</u></b>	<b>\$ <u>309,500</u></b>	<b>\$ <u>308,389</u></b>	<b>\$ <u>1,111</u></b>	99.6%
<b>Total Coastal Parks</b>	<b>\$ <u><u>2,637,750</u></u></b>	<b>\$ <u><u>2,637,750</u></u></b>	<b>\$ <u><u>2,774,101</u></u></b>	<b>\$ <u><u>(136,351)</u></u></b>	105%

**Nueces County, Texas**  
**Comparison of Current Year to Prior Year Revenues**  
**Inland and Coastal Parks**  
**July 2018 vs July 2019**

	2018 - 19 Fiscal Year to Date Actual	2017 - 18 Prior Year to Date Actual	Increase (Decrease)	Current to Prior Year Percentage Change
<b><u>Inland Parks</u></b>				
Investment Income	\$ 11,524	\$ 4,345	\$ 7,179	165%
Operating Transfers-In	1,642,216	1,624,121	18,095	1%
Refunds & Reimbursements	527	147	381	260%
<b>Total - Inland Parks</b>	<b>\$ 1,654,267</b>	<b>\$ 1,628,612</b>	<b>\$ 25,655</b>	<b>2%</b>
<b><u>Coastal Parks</u></b>				
Investment Income	\$ 22,441	\$ 14,469	\$ 7,971	55%
Rentals & Commissions	129,859	1,500	128,359	8557%
Padre Balli Park	351,900	347,796	4,104	1%
I.B. Magee Park	27,850	82,731	(54,881)	-66%
Refunds & Reimbursements	13,242	29,774	(16,532)	-56%
Padre Balli-Commodity Sales	1,079	1,193	(114)	-10%
Sale of Assets	-	2,735	(2,735)	-100%
Operating Transfers-In	1,422,000	1,200,000	222,000	19%
<b>Subtotal - Coastal Parks</b>	<b>\$ 2,294,724</b>	<b>\$ 1,992,818</b>	<b>\$ 301,907</b>	<b>15%</b>
<b><u>Beach Improvements</u></b>				
Rentals & Commissions	\$ -	\$ 89,097	\$ (89,097)	-100%
Padre Balli Park	94,309	-	94,309	0%
I.B. McGee Park	76,679	-	76,679	0%
<b>Subtotal - Beach Improvements</b>	<b>\$ 170,988</b>	<b>\$ 89,097</b>	<b>\$ 81,891</b>	<b>92%</b>
<b><u>Pier Fund</u></b>				
Rentals & Commissions	\$ 12,069	\$ 12,468	\$ (399)	-3%
Padre Balli Park	277,127	320,194	(43,067)	-13%
Padre Balli - Commodity Sales	18,932	23,990	(5,058)	-21%
Other Income	261	605	(344)	-57%
<b>Subtotal - Pier Fund</b>	<b>\$ 308,389</b>	<b>\$ 357,257</b>	<b>\$ (48,868)</b>	<b>-14%</b>
<b>Total Coastal Parks</b>	<b>\$ 2,774,101</b>	<b>\$ 2,439,172</b>	<b>\$ 334,930</b>	<b>14%</b>

**Nueces County, Texas**  
**Statement of Revenues Budget to Actual**  
**Airport Fund**  
**July 31, 2019**

	Original FY 2018 / 19 Budget	Adjusted FY 2018 / 19 Budget	Year to Date Activity	Remaining Balance	Percent of Budget Collected
4610 Investment Income	\$ 150	\$ 150	\$ 3,114	\$ (2,964)	2076%
4711 Rent Hangar 1	1,860	1,860	1,550	310	83%
4712 Rent Hangar 2	1,860	1,860	1,860	-	100%
4713 Rent Hangar 3	1,860	1,860	1,721	140	93%
4714 Rent Hangar 4	1,860	1,860	1,240	620	67%
4715 Rent Hangar 5	1,860	1,860	1,860	-	100%
4716 Rent Hangar 6	1,860	1,860	1,550	310	83%
4717 Rent Hangar 7	1,860	1,860	930	930	50%
4718 Rent Hangar 8	1,860	1,860	1,395	465	75%
4719 Rent Hangar 9	1,860	1,860	1,585	275	85%
4720 Rent Hangar 10	1,860	1,860	1,550	310	83%
4700 Rent Hangar 11	2,700	2,700	2,250	450	83%
4701 Rent Hangar 12	2,700	2,700	2,025	675	75%
4704 Rent Hangar 13	2,700	2,700	2,700	-	100%
4723 Rent Hangar 14	2,700	2,700	2,025	675	75%
4724 Rent Hangar 15	2,700	2,700	2,250	450	83%
4731 Rent Hangar 16	2,700	2,700	2,700	-	100%
4732 Rent Hangar 17	2,700	2,700	2,700	-	100%
4733 Rent Hangar 18	2,700	2,700	2,475	225	92%
4734 Rent Hangar 19	2,700	2,700	2,250	450	83%
4735 Rent Hangar 20	2,700	2,700	2,700	-	100%
4726 Rent Hangar Space H2	10,860	10,860	8,145	2,715	75%
4726 Rent Hangar M1 (vacant)	-	-	-	-	0%
4727 Rent Hangar M2 (vacant)	-	-	-	-	0%
4728 Rent Hangar Space M3	10,932	10,932	9,110	1,822	83%
4729 Rent Hangar Space M4	1,140	1,140	855	285	75%
4730 Rent Hangar Space M5	1,140	1,140	950	190	83%
4736 Rent - Williams Hangar	12,000	12,000	10,350	1,650	86%
4709 Farm Land Rent	13,950	13,950	3,212	10,738	23%
4710 Private Hangars (3)	-	-	-	-	0%
Other Service charges	300	300	-	300	0%
Commodity Sales	7,495	7,495	2,975	4,520	40%
Transfers In	79,880	79,880	79,880	-	100%
Overage (Shortage)	-	-	-	-	0%
<b>Total Airport</b>	<u>\$ 183,447</u>	<u>\$ 183,447</u>	<u>\$ 158,087</u>	<u>\$ 25,360</u>	86%

**Commodity Sales Detail**

4815 Aviation Fuel Sales - Cash	\$ -
4739 Aviation Fuel Sales - Credit Card	48,917
4816 Cost of Sales	(39,642)
4831 Credit Card Sales Charges	(6,300)
<b>Total Commodity Sales</b>	<u>\$ 2,975</u>



**BUDGET STATUS**  
**EXPENDITURES**  
(Unaudited)

**Nueces County, Texas**  
**Statement of Expenditures Budget to Actual**  
**General Fund**  
**July 31, 2019**

	Original FY 2018 / 19 Budget	Adjusted FY 2018 / 19 Budget	Year to Date Activity	Available Balance	Percent of Budget Available
<b>General Government</b>					
<b>1010 County Commissioner Prec 1</b>					
Salaries	\$ 118,341	\$ 118,341	\$ 98,356	\$ 19,985	16.9%
Employee Benefits	33,620	33,620	26,101	7,519	22.4%
Other Personnel Expense	9,540	9,540	7,982	1,558	16.3%
Office Expense & Supplies	1,750	1,750	483	1,267	72.4%
Telephone & Utilities	550	550	415	135	24.6%
Maintenance & Repair	150	150	-	150	100.0%
Professional Services	2,700	2,700	-	2,700	100.0%
Other Services & Charges	550	550	333	217	39.4%
Travel	1,121	1,121	-	1,121	100.0%
Total	\$ 168,322	\$ 168,322	\$ 133,671	\$ 34,651	20.6%
<b>1020 County Commissioner Prec 2</b>					
Salaries	\$ 126,384	\$ 126,384	\$ 104,161	\$ 22,223	17.6%
Other Salary & Supplements	1,080	1,080	872	208	19.2%
Employee Benefits	35,531	35,531	29,381	6,150	17.3%
Other Personnel Expense	9,540	9,540	7,886	1,654	17.3%
Office Expense & Supplies	2,250	2,250	1,880	370	16.4%
Telephone & Utilities	550	550	335	215	39.0%
Maintenance & Repair	-	-	-	-	0.0%
Professional Services	1,200	1,200	965	235	19.6%
Other Services & Charges	-	-	-	-	0.0%
Travel	2,768	2,768	2,025	743	26.8%
Total	\$ 179,303	\$ 179,303	\$ 147,506	\$ 31,797	17.7%
<b>1030 County Commissioner Prec 3</b>					
Salaries	\$ 122,479	\$ 122,479	\$ 100,907	\$ 21,572	17.6%
Other Salary & Supplements	1,800	1,800	1,454	346	19.2%
Employee Benefits	46,923	46,923	39,671	7,252	15.5%
Other Personnel Expense	9,540	9,540	7,886	1,654	17.3%
Office Expense & Supplies	2,051	1,051	643	408	38.8%
Telephone & Utilities	550	550	352	198	35.9%
Maintenance & Repair	300	300	-	300	100.0%
Professional Services	1,400	1,400	570	830	59.3%
Other Services & Charges	600	600	510	90	15.0%
Other Expenses	-	-	-	-	0.0%
Travel	3,100	4,100	2,072	2,028	49.5%
Total	\$ 188,743	\$ 188,743	\$ 154,064	\$ 34,679	18.4%

	Original FY 2018 / 19 Budget	Adjusted FY 2018 / 19 Budget	Year to Date Activity	Available Balance	Percent of Budget Available
<b>1040 County Commissioner Prec 4</b>					
Salaries	\$ 118,341	\$ 118,341	\$ 94,770	\$ 23,571	<b>19.9%</b>
Employee Benefits	33,620	33,620	20,515	13,105	39.0%
Other Personnel Expense	9,540	9,540	7,886	1,654	<b>17.3%</b>
Office Expense & Supplies	1,268	1,268	95	1,173	92.5%
Telephone & Utilities	550	550	304	246	44.7%
Maintenance & Repair	150	150	-	150	100.0%
Professional Services	700	700	35	665	95.0%
Travel	2,100	2,100	1,537	563	26.8%
Total	\$ 166,269	\$ 166,269	\$ 125,141	\$ 41,128	<b>24.7%</b>
<b>1120 County Judge</b>					
Salaries	\$ 215,119	\$ 215,119	\$ 179,124	\$ 35,995	<b>16.7%</b>
Salaries Overtime	-	700	593	107	<b>15.3%</b>
Other Salary & Supplements	15,660	17,613	14,926	2,687	<b>15.3%</b>
Employee Benefits	62,045	62,045	48,794	13,251	<b>21.4%</b>
Other Personnel Expense	9,540	9,540	7,789	1,751	<b>18.4%</b>
Office Expense & Supplies	2,675	2,615	2,776	(161)	<b>-6.2%</b>
Telephone & Utilities	1,000	1,000	1,040	(40)	<b>-4.0%</b>
Maintenance & Repair	177	237	135	102	42.9%
Professional Services	1,500	1,500	680	820	54.7%
Other Services & Charges	500	500	686	(186)	<b>-37.2%</b>
Travel	3,850	3,850	4,909	(1,059)	<b>-27.5%</b>
Total	\$ 312,066	\$ 314,719	\$ 261,453	\$ 53,266	<b>16.9%</b>
<b>1121 CCMGT Support</b>					
Salaries	\$ 337,568	\$ 325,568	\$ 216,492	\$ 109,076	33.5%
Other Salary & Supplements	2,820	2,820	2,278	542	<b>19.2%</b>
Employee Benefits	99,671	99,671	73,138	26,533	26.6%
Other Personnel Expense	4,320	4,320	2,160	2,160	50.0%
Office Expense & Supplies	2,300	2,300	2,465	(165)	<b>-7.2%</b>
Telephone & Utilities	1,300	1,300	830	470	36.2%
Professional Services	1,985	13,585	881	12,704	93.5%
Other Services & Charges	400	300	810	(510)	<b>-170.0%</b>
Other Expenses	6,800	6,800	5,959	841	<b>12.4%</b>
Travel	2,997	3,497	4,098	(601)	<b>-17.2%</b>
Total	\$ 460,161	\$ 460,161	\$ 309,111	\$ 151,050	32.8%

	Original FY 2018 / 19 Budget	Adjusted FY 2018 / 19 Budget	Year to Date Activity	Available Balance	Percent of Budget Available
<b>1122 Grants Administration</b>					
Salaries	\$ 165,231	\$ 165,231	\$ 115,136	\$ 50,095	30.3%
Salaries Overtime	-	196	196	0	0.1%
Other Salary & Supplements	1,980	1,980	1,011	969	48.9%
Employee Benefits	71,420	71,420	50,086	21,334	29.9%
Other Personnel Expense	6,480	6,480	5,234	1,246	19.2%
Office Expense & Supplies	3,155	3,655	3,388	267	7.3%
Telephone & Utilities	1,300	1,300	830	470	36.2%
Maintenance & Repair	220	220	125	95	43.2%
Professional Services	4,971	2,471	15	2,456	99.4%
Other Services & Charges	2,000	3,000	1,321	1,679	56.0%
Other Expenses	1,400	2,400	2,017	383	16.0%
Travel	2,200	2,004	764	1,240	61.9%
Total	\$ 260,357	\$ 260,357	\$ 180,123	\$ 80,234	30.8%
<b>1125 Risk Management</b>					
Salaries	\$ 112,657	\$ 112,657	\$ 90,278	\$ 22,379	19.9%
Employee Benefits	36,826	36,826	30,028	6,798	18.5%
Other Personnel Expense	5,760	5,760	4,652	1,108	19.2%
Office Expense & Supplies	10,200	10,200	2,405	7,795	76.4%
Telephone & Utilities	1,800	1,800	701	1,099	61.1%
Maintenance & Repair	200	200	-	200	100.0%
Professional Services	15,560	15,560	8,200	7,360	47.3%
Other Services & Charges	1,800	1,800	655	1,145	63.6%
Other Expenses	2,500	2,500	1,015	1,485	59.4%
Travel	3,000	3,000	2,276	724	24.1%
Total	\$ 190,303	\$ 190,303	\$ 140,210	\$ 50,093	26.3%

	Original FY 2018 / 19 Budget	Adjusted FY 2018 / 19 Budget	Year to Date Activity	Available Balance	Percent of Budget Available
<b>1130 County Attorney</b>					
Salaries	\$ 1,078,463	\$ 1,078,463	\$ 808,579	\$ 269,884	25.0%
Salaries Overtime	-	15	3	12	82.0%
Other Salary & Supplements	29,444	29,444	24,520	4,924	<b>16.7%</b>
Employee Benefits	378,138	378,138	293,754	84,385	<b>22.3%</b>
Other Personnel Expense	25,500	25,500	19,118	6,382	25.0%
Office Expense & Supplies	28,800	28,830	20,583	8,247	28.6%
Telephone & Utilities	2,000	2,000	1,055	945	47.3%
Maintenance & Repair	800	-	-	-	<b>0.0%</b>
Professional Services	24,795	25,840	17,234	8,606	33.3%
Other Services & Charges	4,500	4,500	4,223	277	<b>6.2%</b>
Other Expenses	10,600	10,600	9,982	618	<b>5.8%</b>
Travel	3,600	3,310	1,646	1,664	50.3%
Total	\$ 1,586,640	\$ 1,586,640	\$ 1,200,697	\$ 385,943	<b>24.3%</b>
<b>1160 County Clerk</b>					
Salaries	\$ 474,121	\$ 474,121	\$ 335,172	\$ 138,949	29.3%
Salaries Overtime	3,000	3,000	2,637	363	<b>12.1%</b>
Other Salary & Supplements	6,360	6,360	1,389	4,971	78.2%
Employee Benefits	212,156	212,156	153,410	58,746	27.7%
Other Personnel Expense	8,604	8,604	6,816	1,788	<b>20.8%</b>
Office Expense & Supplies	22,402	22,402	12,835	9,567	42.7%
Telephone & Utilities	2,050	2,050	1,180	870	42.4%
Maintenance & Repair	750	750	66	684	91.2%
Professional Services	2,700	2,700	1,642	1,058	39.2%
Other Services & Charges	1,700	1,700	86	1,614	94.9%
Other Expenses	13,090	13,090	10,410	2,680	<b>20.5%</b>
Travel	4,000	4,000	3,378	622	<b>15.5%</b>
Total	\$ 750,933	\$ 750,933	\$ 529,021	\$ 221,912	29.6%

	Original FY 2018 / 19 Budget	Adjusted FY 2018 / 19 Budget	Year to Date Activity	Available Balance	Percent of Budget Available
<b>1170 County Clerk Treasury</b>					
Salaries	\$ 188,037	\$ 188,037	\$ 139,242	\$ 48,795	25.9%
Salaries Overtime	6,000	6,000	1,460	4,540	75.7%
Other Salary & Supplements	1,920	1,920	1,551	369	<b>19.2%</b>
Employee Benefits	75,493	75,493	65,482	10,011	<b>13.3%</b>
Other Personnel Expense	1,080	1,080	872	208	<b>19.2%</b>
Office Expense & Supplies	28,926	28,926	12,338	16,588	57.3%
Telephone & Utilities	600	600	352	248	41.3%
Maintenance & Repair	2,800	2,800	1,812	988	35.3%
Professional Services	1,400	1,400	9	1,391	99.3%
Other Services & Charges	37,430	37,430	19,189	18,241	48.7%
Other Expenses	4,700	4,700	4,691	9	<b>0.2%</b>
Travel	1,800	1,800	-	1,800	100.0%
Total	\$ 350,186	\$ 350,186	\$ 246,999	\$ 103,187	29.5%
<b>1180 County Clerk Collections</b>					
Salaries	\$ 175,181	\$ 175,181	\$ 124,946	\$ 50,235	28.7%
Salaries Overtime	6,000	6,000	650	5,350	89.2%
Other Salary & Supplements	1,140	1,140	921	219	<b>19.2%</b>
Employee Benefits	77,097	77,097	62,076	15,021	<b>19.5%</b>
Office Expense & Supplies	11,200	11,200	4,124	7,076	63.2%
Maintenance & Repair	6,500	6,500	959	5,541	85.2%
Professional Services	16,464	16,464	10,275	6,189	37.6%
Other Services & Charges	705	705	254	451	63.9%
Other Expenses	4,800	4,800	4,929	(129)	<b>-2.7%</b>
Travel	1,000	1,000	-	1,000	100.0%
Total	\$ 300,087	\$ 300,087	\$ 209,135	\$ 90,952	30.3%

	Original FY 2018 / 19 Budget	Adjusted FY 2018 / 19 Budget	Year to Date Activity	Available Balance	Percent of Budget Available
<b>1190 County Clerk Elections</b>					
Salaries	\$ 168,010	\$ 168,010	\$ 119,160	\$ 48,850	29.1%
Salaries Overtime	14,000	14,000	1,088	12,912	92.2%
Other Salary & Supplements	5,602	5,602	581	5,021	89.6%
Employee Benefits	63,514	63,514	58,757	4,757	7.5%
Other Personnel Expense	3,504	3,504	407	3,097	88.4%
Office Expense & Supplies	31,103	31,103	5,495	25,608	82.3%
Food & Kitchen Expenses	750	750	170	580	77.3%
Telephone & Utilities	35,175	35,175	999	34,176	97.2%
Maintenance & Repair	31,842	31,842	4,813	27,029	84.9%
Professional Services	227,683	227,683	72,258	155,426	68.3%
Other Services & Charges	310,153	310,153	4,409	305,745	98.6%
Other Expenses	250	250	-	250	100.0%
Travel	5,000	5,000	1,889	3,111	62.2%
Capital Outlay	17,500	17,500	87	17,413	99.5%
Total	\$ 914,086	\$ 914,086	\$ 270,112	\$ 643,974	70.5%
<b>1200 Tax Assessor - Collector</b>					
Salaries	\$ 2,079,653	\$ 2,079,653	\$ 1,602,148	\$ 477,505	23.0%
Salaries Overtime	2,500	2,500	3,549	(1,049)	-42.0%
Other Salary & Supplements	56,799	56,799	48,890	7,909	13.9%
Employee Benefits	923,477	923,477	761,623	161,854	17.5%
Other Personnel Expense	11,340	11,340	9,339	2,001	17.6%
Office Expense & Supplies	192,115	192,115	74,247	117,868	61.4%
Telephone & Utilities	-	540	318	222	41.2%
Maintenance & Repair	4,500	2,460	582	1,878	76.4%
Professional Services	21,550	23,050	22,744	306	1.3%
Other Services & Charges	20,600	20,600	18,824	1,776	8.6%
Other Expenses	17,654	17,654	10,846	6,808	38.6%
Travel	19,011	19,011	17,053	1,958	10.3%
Total	\$ 3,349,199	\$ 3,349,199	\$ 2,570,162	\$ 779,037	23.3%

	Original FY 2018 / 19 Budget	Adjusted FY 2018 / 19 Budget	Year to Date Activity	Available Balance	Percent of Budget Available
<b>1240 Information Technology</b>					
Salaries	\$ 1,229,913	\$ 1,229,913	\$ 976,886	\$ 253,027	<b>20.6%</b>
Salaries Overtime	500	500	334	166	33.2%
Other Salary & Supplements	12,600	12,600	5,291	7,309	58.0%
Employee Benefits	437,386	437,386	355,157	82,229	<b>18.8%</b>
Other Personnel Expense	2,160	2,160	1,579	581	26.9%
Office Expense & Supplies	18,100	18,100	4,495	13,605	75.2%
Telephone & Utilities	548,909	548,909	224,428	324,481	59.1%
Maintenance & Repair	383,746	443,646	160,799	282,847	63.8%
Professional Services	811,000	751,000	423,128	327,872	43.7%
Other Services & Charges	4,311	4,411	3,616	795	<b>18.0%</b>
Travel	16,000	16,000	2,991	13,009	81.3%
Total	\$ 3,464,625	\$ 3,464,625	\$ 2,158,704	\$ 1,305,921	37.7%
<b>1245 Human Resources</b>					
Salaries	\$ 296,536	\$ 296,536	\$ 235,558	\$ 60,978	<b>20.6%</b>
Other Salary & Supplements	2,760	2,760	2,229	531	<b>19.2%</b>
Employee Benefits	102,608	102,608	84,194	18,414	<b>17.9%</b>
Other Personnel Expense	2,880	2,880	2,326	554	<b>19.2%</b>
Office Expense & Supplies	1,586	1,021	714	307	30.0%
Telephone & Utilities	650	650	351	299	46.1%
Professional Services	1,250	1,815	1,615	200	<b>11.0%</b>
Other Expenses	6,500	6,500	3,198	3,302	50.8%
Travel	2,000	2,000	2,040	(40)	<b>-2.0%</b>
Total	\$ 416,770	\$ 416,770	\$ 332,565	\$ 84,205	<b>20.2%</b>



	Original FY 2018 / 19 Budget	Adjusted FY 2018 / 19 Budget	Year to Date Activity	Available Balance	Percent of Budget Available
<b>1250 County Auditor</b>					
Salaries	\$ 1,117,786	\$ 1,117,786	\$ 868,580	\$ 249,206	22.3%
Salaries Overtime	5,000	5,000	2,456	2,544	50.9%
Other Salary & Supplements	15,380	16,280	13,593	2,687	16.5%
Employee Benefits	464,247	463,347	376,244	87,103	18.8%
Other Personnel Expense	2,160	2,160	1,745	415	19.2%
Office Expense & Supplies	22,300	22,300	15,344	6,956	31.2%
Telephone & Utilities	5,000	5,000	2,760	2,240	44.8%
Maintenance & Repair	500	500	60	440	88.0%
Professional Services	359,500	359,500	309,313	50,187	14.0%
Other Services & Charges	7,600	8,850	5,414	3,436	38.8%
Other Expenses	15,000	15,000	10,500	4,500	30.0%
Travel	15,000	13,750	9,839	3,911	28.4%
Total	\$ 2,029,473	\$ 2,029,473	\$ 1,615,848	\$ 413,625	20.4%
<b>1270 County Purchasing</b>					
Salaries	\$ 389,908	\$ 389,908	\$ 317,745	\$ 72,163	18.5%
Salaries Overtime	400	400	-	400	100.0%
Other Salary & Supplements	4,740	4,740	3,655	1,085	22.9%
Employee Benefits	176,736	176,736	144,610	32,126	18.2%
Other Personnel Expense	2,880	2,880	2,326	554	19.2%
Office Expense & Supplies	12,125	12,125	6,962	5,163	42.6%
Food & Kitchen Expenses	300	300	43	257	85.8%
Telephone & Utilities	2,675	2,675	647	2,028	75.8%
Maintenance & Repair	6,575	6,575	1,648	4,927	74.9%
Professional Services	1,500	1,500	870	630	42.0%
Other Services & Charges	16,861	16,861	14,909	1,952	11.6%
Other Expenses	12,130	12,130	6,578	5,552	45.8%
Travel	1,500	1,500	255	1,245	83.0%
Total	\$ 628,330	\$ 628,330	\$ 500,248	\$ 128,082	20.4%

	Original FY 2018 / 19 Budget	Adjusted FY 2018 / 19 Budget	Year to Date Activity	Available Balance	Percent of Budget Available
<b>1275 Veterans' Service</b>					
Salaries	\$ 75,763	\$ 75,763	\$ 60,576	\$ 15,187	20.0%
Employee Benefits	31,850	31,850	26,523	5,327	16.7%
Other Personnel Expense	2,520	2,520	2,036	484	19.2%
Office Expense & Supplies	3,050	2,750	2,087	664	24.1%
Maintenance & Repair	200	200	-	200	100.0%
Other Services & Charges	19,779	19,779	16,400	3,379	17.1%
Other Expenses	3,090	3,090	1,622	1,468	47.5%
Travel	2,000	2,000	500	1,500	75.0%
Total	\$ 138,252	\$ 138,252	\$ 110,129	\$ 28,123	20.3%
<b>1280 Employees' Benefits</b>					
Employee Benefits	\$ 52,276	\$ 52,276	\$ -	\$ 52,276	100.0%
Office Expense & Supplies	1,250	1,250	38	1,212	96.9%
Food & Kitchen Expenses	700	700	-	700	100.0%
Professional Services	133,260	133,260	71,114	62,146	46.6%
Other Services & Charges	14,000	14,000	1,268	12,732	90.9%
Other Expenses	1,500	1,500	-	1,500	100.0%
Total	\$ 202,986	\$ 202,986	\$ 72,420	\$ 130,566	64.3%
<b>1285 General Administration</b>					
Office Expense & Supplies	\$ 4,300	\$ 4,300	\$ 3,954	\$ 346	8.0%
Food & Kitchen Expenses	500	500	815	(315)	-62.9%
Professional Services	421,350	432,550	257,502	175,048	40.5%
Reserve Appropriations	3,750,000	3,739,863	-	3,739,863	100.0%
Other Services & Charges	1,228,433	1,219,717	929,784	289,933	23.8%
Other Expenses	7,174	7,174	6,058	1,116	15.6%
Travel	13,000	13,000	20,465	(7,465)	-57.4%
Total	\$ 5,424,757	\$ 5,417,104	\$ 1,218,578	\$ 4,198,526	77.5%
<b>Total General Government</b>	\$ 21,481,848	\$ 21,476,848	\$ 12,485,895	\$ 8,990,953	41.9%

	Original FY 2018 / 19 Budget	Adjusted FY 2018 / 19 Budget	Year to Date Activity	Available Balance	Percent of Budget Available
<b>Buildings &amp; Facilities</b>					
<b>1400 General Repairs - Building</b>					
Salaries	\$ 60,105	\$ 60,105	\$ 47,999	\$ 12,106	20.1%
Salaries Overtime	3,500	3,500	265	3,235	92.4%
Other Salary & Supplements	840	840	679	161	19.2%
Employee Benefits	34,020	34,020	26,616	7,405	21.8%
Maintenance & Repair	3,493	3,493	1,307	2,186	62.6%
Total	\$ 101,958	\$ 101,958	\$ 76,865	\$ 25,093	24.6%
<b>1440 Ronnie H. Polston Bldg</b>					
Salaries	\$ 24,569	\$ 24,569	\$ 19,377	\$ 5,192	21.1%
Employee Benefits	13,596	13,596	11,364	2,232	16.4%
Office Expense & Supplies	845	845	749	96	11.3%
Telephone & Utilities	21,366	21,366	13,223	8,143	38.1%
Maintenance & Repair	645	645	471	174	26.9%
Total	\$ 61,021	\$ 61,021	\$ 45,185	\$ 15,836	26.0%
<b>1450 Bill Bode County Building</b>					
Salaries	\$ 31,517	\$ 31,517	\$ 24,090	\$ 7,427	23.6%
Other Salary & Supplements	810	810	654	156	19.2%
Employee Benefits	16,885	16,885	13,560	3,325	19.7%
Office Expense & Supplies	840	840	335	505	60.1%
Telephone & Utilities	19,800	19,800	11,970	7,830	39.5%
Maintenance & Repair	200	200	-	200	100.0%
Total	\$ 70,052	\$ 70,052	\$ 50,610	\$ 19,442	27.8%
<b>1460 Robert N. Barnes Juv. Facility</b>					
Telephone & Utilities	\$ 329,857	\$ 329,857	\$ 208,881	\$ 120,976	36.7%
Maintenance & Repair	1,045	1,045	429	616	58.9%
Other Services & Charges	500	500	-	500	100.0%
Total	\$ 331,402	\$ 331,402	\$ 209,310	\$ 122,092	36.8%
<b>1465 Broadway Warehouse</b>					
Telephone & Utilities	\$ 6,392	\$ 6,392	\$ 5,609	\$ 783	12.2%
Maintenance & Repair	223	623	379	244	39.2%
Total	\$ 6,615	\$ 7,015	\$ 5,988	\$ 1,027	14.6%

	Original FY 2018 / 19 Budget	Adjusted FY 2018 / 19 Budget	Year to Date Activity	Available Balance	Percent of Budget Available
<b>1470 Records Management Department</b>					
Salaries	\$ 241,460	\$ 241,460	\$ 175,214	\$ 66,246	27.4%
Salaries Overtime	-	400	184	216	53.9%
Other Salary & Supplements	36,720	36,720	27,542	9,178	<b>25.0%</b>
Employee Benefits	102,829	102,829	78,334	24,496	<b>23.8%</b>
Office Expense & Supplies	4,500	4,500	1,864	2,636	58.6%
Telephone & Utilities	27,496	27,496	17,313	10,183	37.0%
Maintenance & Repair	29,500	29,100	14,960	14,140	48.6%
Other Services & Charges	216,311	216,311	188,496	27,815	<b>12.9%</b>
Other Expenses	3,000	3,000	2,401	599	<b>20.0%</b>
Travel	900	900	-	900	100.0%
Total	\$ 662,716	\$ 662,716	\$ 506,308	\$ 156,408	<b>23.6%</b>
<b>1490 CSCD Cook Building</b>					
Office Expense & Supplies	16,000	16,000	15,028	972	<b>6.1%</b>
Telephone & Utilities	83,914	83,914	47,198	36,716	43.8%
Maintenance & Repair	2,626	2,626	731	1,895	72.1%
Other Services & Charges	67,800	67,800	56,472	11,328	<b>16.7%</b>
Other Expenses	12,200	12,200	12,080	120	<b>1.0%</b>
Total	\$ 182,540	\$ 182,540	\$ 131,509	\$ 51,031	28.0%
<b>1500 Mechanical Maintenance</b>					
Salaries	\$ 327,066	\$ 327,066	\$ 227,092	\$ 99,974	30.6%
Salaries Overtime	10,000	10,000	3,809	6,191	61.9%
Other Salary & Supplements	2,100	2,100	1,765	335	<b>15.9%</b>
Employee Benefits	139,602	139,602	127,196	12,406	<b>8.9%</b>
Other Personnel Expense	2,000	7,000	4,711	2,289	32.7%
Office Expense & Supplies	3,500	3,500	2,951	549	<b>15.7%</b>
Telephone & Utilities	1,271,799	1,271,799	932,877	338,922	26.6%
Maintenance & Repair	12,026	15,026	6,642	8,384	55.8%
Professional Services	10,359	10,359	5,988	4,371	42.2%
Other Services & Charges	1,500	1,500	1,417	83	<b>5.5%</b>
Total	\$ 1,779,952	\$ 1,787,952	\$ 1,314,448	\$ 473,504	26.5%

	Original FY 2018 / 19 Budget	Adjusted FY 2018 / 19 Budget	Year to Date Activity	Available Balance	Percent of Budget Available
<b>1510 Agua Dulce Building</b>					
Salaries	\$ 13,165	\$ 13,165	\$ 10,382	\$ 2,783	21.1%
Employee Benefits	8,760	8,760	7,653	1,107	12.6%
Office Expense & Supplies	1,077	1,077	406	671	62.3%
Telephone & Utilities	21,670	21,670	14,385	7,285	33.6%
Maintenance & Repair	300	300	-	300	100.0%
Total	\$ 44,972	\$ 44,972	\$ 32,826	\$ 12,146	27.0%
<b>1520 Bishop Building</b>					
Office Expense & Supplies	900	900	781	119	13.2%
Telephone & Utilities	39,850	39,850	36,411	3,439	8.6%
Maintenance & Repair	322	322	37	285	88.5%
Total	\$ 41,072	\$ 41,072	\$ 37,229	\$ 3,843	9.4%
<b>1530 Port Aransas Building</b>					
Salaries	\$ 12,008	\$ 12,008	\$ 9,495	\$ 2,513	20.9%
Employee Benefits	2,839	2,839	2,324	515	18.2%
Office Expense & Supplies	1,050	1,050	216	834	79.5%
Telephone & Utilities	20,301	20,301	588	19,713	97.1%
Maintenance & Repair	78	78	-	78	100.0%
Other Services & Charges	-	500	371	129	25.8%
Total	\$ 36,276	\$ 36,776	\$ 12,993	\$ 23,783	64.7%
<b>1540 Johnny S. Calderon Co. Bldg</b>					
Salaries	\$ 81,066	\$ 81,066	\$ 63,954	\$ 17,112	21.1%
Other Salary & Supplements	1,380	1,380	1,115	265	19.2%
Employee Benefits	42,829	42,829	40,200	2,629	6.1%
Office Expense & Supplies	2,800	2,800	2,516	284	10.1%
Telephone & Utilities	105,235	105,235	52,539	52,696	50.1%
Maintenance & Repair	1,027	1,027	722	305	29.7%
Other Services & Charges	100	100	-	100	100.0%
Total	\$ 234,437	\$ 234,437	\$ 161,046	\$ 73,391	31.3%

	Original FY 2018 / 19 Budget	Adjusted FY 2018 / 19 Budget	Year to Date Activity	Available Balance	Percent of Budget Available
<b>1545 Keach Library Building</b>					
Salaries	\$ 25,714	\$ 25,714	\$ 20,300	\$ 5,414	21.1%
Other Salary & Supplements	1,800	1,800	1,454	346	19.2%
Employee Benefits	14,283	14,283	12,147	2,137	15.0%
Office Expense & Supplies	2,000	2,000	1,485	515	25.8%
Telephone & Utilities	198,788	198,788	74,539	124,249	62.5%
Maintenance & Repair	144	744	340	404	54.2%
Total	\$ 242,729	\$ 243,329	\$ 110,265	\$ 133,064	54.7%
<b>1550 Agriculture Bldg - Robstown</b>					
Telephone & Utilities	\$ 13,500	\$ 13,500	\$ 3,333	\$ 10,167	75.3%
Maintenance & Repair	22,360	22,360	-	22,360	100.0%
Other Services & Charges	305	305	254	51	16.7%
Total	\$ 36,165	\$ 36,165	\$ 3,588	\$ 32,577	90.1%
<b>1565 Medical Examiner Building</b>					
Office Expense & Supplies	\$ 150	\$ 150	\$ -	\$ 150	100.0%
Telephone & Utilities	28,985	28,985	13,977	15,008	51.8%
Maintenance & Repair	258	858	379	479	55.8%
Total	\$ 29,393	\$ 29,993	\$ 14,356	\$ 15,637	52.1%
<b>1570 Building Superintendent</b>					
Salaries	\$ 358,200	\$ 358,200	\$ 259,538	\$ 98,662	27.5%
Salaries Overtime	-	2,670	1,669	1,001	37.5%
Other Salary & Supplements	4,080	4,080	2,963	1,117	27.4%
Employee Benefits	142,127	142,127	109,055	33,072	23.3%
Other Personnel Expense	8,648	8,648	6,985	1,663	19.2%
Office Expense & Supplies	2,122	4,122	2,258	1,864	45.2%
Telephone & Utilities	7,300	7,300	5,715	1,585	21.7%
Maintenance & Repair	2,118,127	1,972,357	1,149,385	822,972	41.7%
Professional Services	19,061	127,661	22,260	105,401	82.6%
Other Services & Charges	647,976	651,976	540,398	111,578	17.1%
Other Expenses	3,000	3,000	2,367	633	21.1%
Travel	1,000	2,400	2,341	59	2.5%
Total	\$ 3,311,641	\$ 3,284,541	\$ 2,104,934	\$ 1,179,607	35.9%

	Original FY 2018 / 19 Budget	Adjusted FY 2018 / 19 Budget	Year to Date Activity	Available Balance	Percent of Budget Available
<b>1580 Welfare Bldg - Robstown</b>					
Office Expense & Supplies	\$ 673	\$ 673	\$ 508	\$ 165	\$ 24.5%
Telephone & Utilities	20,746	20,746	10,499	10,247	49.4%
Maintenance & Repair	373	373	118	255	68.5%
Total	\$ 21,792	\$ 21,792	\$ 11,125	\$ 10,667	49.0%
<b>1590 Hilltop Facility</b>					
Salaries	\$ 71,604	\$ 71,604	\$ 50,486	\$ 21,118	29.5%
Other Salary & Supplements	810	810	654	156	19.2%
Employee Benefits	34,416	34,416	27,754	6,662	19.4%
Office Expense & Supplies	6,000	6,000	1,710	4,290	71.5%
Telephone & Utilities	41,518	41,518	22,784	18,734	45.1%
Maintenance & Repair	44,270	44,270	33,997	10,273	23.2%
Professional Services	-	-	-	-	0.0%
Other Services & Charges	12,305	12,305	4,791	7,514	61.1%
Total	\$ 210,923	\$ 210,923	\$ 142,176	\$ 68,747	32.6%
<b>1600 Precinct III Yard Buildings</b>					
Office Expense & Supplies	\$ 390	\$ 390	\$ 302	\$ 88	22.5%
Telephone & Utilities	18,000	18,000	10,243	7,757	43.1%
Maintenance & Repair	391	391	-	391	100.0%
Total	\$ 18,781	\$ 18,781	\$ 10,545	\$ 8,236	43.9%
<b>1740 McKenzie Jail Annex</b>					
Salaries	\$ 103,237	\$ 103,237	\$ 69,056	\$ 34,181	33.1%
Salaries Overtime	1,584	1,584	604	980	61.8%
Employee Benefits	39,349	39,349	31,085	8,264	21.0%
Office Expense & Supplies	200	1,200	543	657	54.7%
Telephone & Utilities	605,763	605,763	439,403	166,360	27.5%
Maintenance & Repair	2,118	10,118	6,677	3,441	34.0%
Professional Services	-	-	-	-	0.0%
Other Services & Charges	1,805	9,805	9,252	554	5.6%
Total	\$ 754,056	\$ 771,056	\$ 556,620	\$ 214,436	27.8%

	Original FY 2018 / 19 Budget	Adjusted FY 2018 / 19 Budget	Year to Date Activity	Available Balance	Percent of Budget Available
<b>1760 Robstown Community Building</b>					
Office Expense & Supplies	\$ 515	\$ 515	\$ 271	\$ 244	47.4%
Telephone & Utilities	42,505	42,505	22,094	20,411	48.0%
Maintenance & Repair	36,500	34,500	13,206	21,294	61.7%
Other Services & Charges	5,000	7,000	3,020	3,980	56.9%
Total	\$ 84,520	\$ 84,520	\$ 38,590	\$ 45,930	54.3%
<b>1770 Sr Community Services Bldgs.</b>					
Office Expense & Supplies	\$ 230	\$ 230	\$ 172	\$ 58	25.1%
Telephone & Utilities	37,247	37,247	23,086	14,161	38.0%
Maintenance & Repair	24,700	24,700	11,074	13,626	55.2%
Other Services & Charges	4,000	4,000	1,827	2,173	54.3%
Total	\$ 66,177	\$ 66,177	\$ 36,160	\$ 30,017	45.4%
<b>1780 David Berlanga, Sr. Bldg</b>					
Office Expense & Supplies	\$ 60	\$ 60	\$ -	\$ 60	100.0%
Telephone & Utilities	22,941	22,941	12,402	10,539	45.9%
Maintenance & Repair	12,850	12,850	890	11,960	93.1%
Other Services & Charges	1,760	1,760	748	1,012	57.5%
Total	\$ 37,611	\$ 37,611	\$ 14,040	\$ 23,571	62.7%
<b>Total Buildings &amp; Facilities</b>	<b>\$ 8,366,801</b>	<b>\$ 8,366,801</b>	<b>\$ 5,626,715</b>	<b>\$ 2,740,086</b>	<b>32.7%</b>
<b>Administration of Justice</b>					
<b>3110 County Court at Law 1</b>					
Salaries	\$ 332,191	\$ 332,191	\$ 271,374	\$ 60,817	<b>18.3%</b>
Other Salary & Supplements	7,100	7,875	6,845	1,030	<b>13.1%</b>
Employee Benefits	114,711	114,711	94,168	20,543	<b>17.9%</b>
Office Expense & Supplies	3,965	3,965	3,109	856	<b>21.6%</b>
Maintenance & Repair	500	500	135	365	72.9%
Professional Services	1,685	1,685	569	1,116	66.2%
Special Personnel Services	192,500	191,325	106,374	84,951	44.4%
Other Services & Charges	2,000	2,000	1,890	110	<b>5.5%</b>
Other Expenses	4,025	4,025	3,432	593	<b>14.7%</b>
Travel	1,000	1,000	332	668	66.8%
Total	\$ 659,677	\$ 659,677	\$ 488,584	\$ 171,093	25.9%



	Original FY 2018 / 19 Budget	Adjusted FY 2018 / 19 Budget	Year to Date Activity	Available Balance	Percent of Budget Available
<b>3120 County Court at Law 2</b>					
Salaries	\$ 325,175	\$ 325,175	\$ 258,325	\$ 66,850	<b>20.6%</b>
Other Salary & Supplements	4,880	6,880	1,357	5,523	80.3%
Employee Benefits	112,775	112,775	81,513	31,262	27.7%
Office Expense & Supplies	4,500	4,500	3,766	734	<b>16.3%</b>
Maintenance & Repair	500	500	135	365	72.9%
Professional Services	900	900	560	340	37.8%
Special Personnel Services	192,500	190,500	126,960	63,540	33.4%
Other Services & Charges	2,000	2,000	1,500	500	<b>25.0%</b>
Other Expenses	5,200	5,200	4,824	376	<b>7.2%</b>
Travel	1,000	1,000	1,169	(169)	<b>-16.9%</b>
Total	\$ 649,430	\$ 649,430	\$ 480,110	\$ 169,320	26.1%
<b>3130 County Court at Law 3</b>					
Salaries	\$ 316,290	\$ 316,290	\$ 259,208	\$ 57,082	<b>18.0%</b>
Salaries Overtime	-	3,500	1,599	1,901	54.3%
Other Salary & Supplements	4,160	4,160	1,744	2,416	58.1%
Employee Benefits	90,899	90,899	81,199	9,700	<b>10.7%</b>
Office Expense & Supplies	3,265	4,665	4,259	406	<b>8.7%</b>
Maintenance & Repair	500	500	135	365	72.9%
Professional Services	1,685	1,685	1,319	366	<b>21.7%</b>
Special Personnel Services	192,800	187,300	145,638	41,662	<b>22.2%</b>
Other Services & Charges	2,000	2,000	1,740	260	<b>13.0%</b>
Other Expenses	5,200	5,200	4,880	320	<b>6.2%</b>
Travel	1,000	1,600	1,204	396	<b>24.8%</b>
Total	\$ 617,799	\$ 617,799	\$ 502,926	\$ 114,873	<b>18.6%</b>

	Original FY 2018 / 19 Budget	Adjusted FY 2018 / 19 Budget	Year to Date Activity	Available Balance	Percent of Budget Available
<b>3140 County Court at Law 4</b>					
Salaries	\$ 316,014	\$ 316,014	\$ 258,403	\$ 57,611	18.2%
Other Salary & Supplements	3,590	3,590	1,262	2,328	64.8%
Employee Benefits	94,669	94,669	73,143	21,526	22.7%
Office Expense & Supplies	3,565	4,365	3,932	433	9.9%
Maintenance & Repair	500	500	135	365	72.9%
Professional Services	1,685	1,685	624	1,061	63.0%
Special Personnel Services	192,800	192,000	133,497	58,503	30.5%
Other Services & Charges	2,000	2,000	2,059	(59)	-3.0%
Other Expenses	4,025	4,025	3,432	593	14.7%
Travel	1,000	1,000	-	1,000	100.0%
Total	\$ 619,848	\$ 619,848	\$ 476,487	\$ 143,361	23.1%
<b>3150 County Court at Law 5</b>					
Salaries	\$ 377,546	\$ 377,546	\$ 306,951	\$ 70,595	18.7%
Salaries Overtime	-	-	-	-	0.0%
Other Salary & Supplements	2,000	7,000	5,179	1,821	26.0%
Employee Benefits	120,014	120,014	97,984	22,030	18.4%
Office Expense & Supplies	5,500	5,500	4,143	1,357	24.7%
Maintenance & Repair	500	500	135	365	72.9%
Professional Services	1,685	1,685	935	750	44.5%
Special Personnel Services	461,500	461,500	532,993	(71,493)	-15.5%
Other Services & Charges	2,000	2,000	2,089	(89)	-4.5%
Other Expenses	6,000	6,000	5,023	977	16.3%
Travel	1,300	1,300	1,233	68	5.2%
Total	\$ 978,045	\$ 983,045	\$ 956,665	\$ 26,380	2.7%
<b>3200 Legal Aid</b>					
Salaries	\$ 61,908	\$ 61,908	\$ 48,854	\$ 13,054	21.1%
Employee Benefits	13,093	13,093	10,303	2,790	21.3%
Office Expense & Supplies	3,792	3,792	3,643	149	3.9%
Other Services & Charges	25,000	25,000	25,000	-	0.0%
Total	\$ 103,793	\$ 103,793	\$ 87,800	\$ 15,993	15.4%

	Original FY 2018 / 19 Budget	Adjusted FY 2018 / 19 Budget	Year to Date Activity	Available Balance	Percent of Budget Available
<b>3250 Magistrate/ DWI Drug Court</b>					
Salaries	\$ 195,750	\$ 201,356	\$ 164,610	\$ 36,746	18.2%
Other Salary & Supplements	1,920	1,920	1,551	369	19.2%
Employee Benefits	61,462	62,598	51,662	10,936	17.5%
Office Expense & Supplies	2,650	4,608	5,240	(632)	-13.7%
Professional Services	1,200	-	-	-	0.0%
Special Personnel Services	3,000	-	-	-	0.0%
Other Services & Charges	2,200	700	599	101	14.4%
Other Expenses	6,150	6,150	3,847	2,303	37.5%
Travel	3,000	-	-	-	0.0%
Total	\$ 277,332	\$ 277,332	\$ 227,508	\$ 49,824	18.0%
<b>3300 Court Administration</b>					
Salaries	\$ 272,923	\$ 272,923	\$ 220,450	\$ 52,473	19.2%
Other Salary & Supplements	38,800	38,800	31,507	7,293	18.8%
Employee Benefits	117,296	117,296	93,554	23,742	20.2%
Office Expense & Supplies	5,700	5,400	2,473	2,927	54.2%
Food & Kitchen Expenses	1,200	1,200	1,547	(347)	-28.9%
Maintenance & Repair	1,000	600	40	560	93.3%
Professional Services	500	1,500	1,200	300	20.0%
Special Personnel Services	267,500	267,500	8,519	258,981	96.8%
Other Services & Charges	53,270	52,970	51,254	1,716	3.2%
Other Expenses	6,900	6,900	2,725	4,175	60.5%
Travel	2,600	2,600	1,812	788	30.3%
Total	\$ 767,689	\$ 767,689	\$ 415,080	\$ 352,609	45.9%

	Original FY 2018 / 19 Budget	Adjusted FY 2018 / 19 Budget	Year to Date Activity	Available Balance	Percent of Budget Available
<b>3305 Title IV-D Court</b>					
Salaries	\$ 134,764	\$ 134,764	\$ 100,525	\$ 34,239	25.4%
Other Salary & Supplements	1,800	1,800	1,454	346	19.2%
Employee Benefits	48,708	48,708	38,208	10,500	21.6%
Office Expense & Supplies	1,370	1,370	597	773	56.4%
Maintenance & Repair	250	250	135	115	45.9%
Professional Services	1,035	1,035	519	516	49.8%
Other Services & Charges	300	300	-	300	100.0%
Total	\$ 188,227	\$ 188,227	\$ 141,439	\$ 46,788	24.9%
<b>3310 28th District Court</b>					
Salaries	\$ 170,428	\$ 170,428	\$ 130,150	\$ 40,278	23.6%
Salaries Overtime	1,000	1,600	1,547	53	3.3%
Other Salary & Supplements	24,620	24,620	18,454	6,166	25.0%
Employee Benefits	48,593	48,593	44,255	4,338	8.9%
Office Expense & Supplies	3,725	3,725	2,485	1,240	33.3%
Maintenance & Repair	500	500	135	365	72.9%
Professional Services	1,785	1,785	994	791	44.3%
Special Personnel Services	345,340	344,740	200,381	144,359	41.9%
Other Services & Charges	2,200	2,200	1,500	700	31.8%
Other Expenses	3,335	3,335	2,632	703	21.1%
Travel	1,500	1,500	835	665	44.3%
Total	\$ 603,026	\$ 603,026	\$ 403,369	\$ 199,657	33.1%

	Original FY 2018 / 19 Budget	Adjusted FY 2018 / 19 Budget	Year to Date Activity	Available Balance	Percent of Budget Available
<b>3320 94th District Court</b>					
Salaries	\$ 171,786	\$ 171,786	\$ 138,163	\$ 33,623	19.6%
Salaries Overtime	-	-	-	-	0.0%
Other Salary & Supplements	23,840	23,840	18,101	5,739	24.1%
Employee Benefits	68,273	68,273	56,203	12,070	17.7%
Office Expense & Supplies	3,625	3,625	1,842	1,783	49.2%
Maintenance & Repair	500	500	135	365	72.9%
Professional Services	1,785	1,785	1,019	766	42.9%
Special Personnel Services	347,140	347,140	297,018	50,122	14.4%
Other Services & Charges	2,200	2,200	1,915	285	13.0%
Other Expenses	3,760	3,760	3,201	559	14.9%
Travel	1,500	1,500	692	808	53.9%
Total	\$ 624,409	\$ 624,409	\$ 518,289	\$ 106,120	17.0%
<b>3330 105th District Court</b>					
Salaries	\$ 151,843	\$ 151,843	\$ 121,933	\$ 29,910	19.7%
Salaries Overtime	1,000	1,000	362	638	63.8%
Other Salary & Supplements	20,660	20,660	15,533	5,127	24.8%
Employee Benefits	59,481	59,481	49,279	10,202	17.2%
Office Expense & Supplies	3,525	3,525	1,059	2,466	70.0%
Maintenance & Repair	500	500	135	365	72.9%
Professional Services	1,785	1,785	659	1,126	63.1%
Special Personnel Services	181,140	181,140	173,156	7,984	4.4%
Other Services & Charges	2,200	2,200	1,575	625	28.4%
Other Expenses	2,800	2,800	1,921	879	31.4%
Travel	1,500	1,500	2,462	(962)	-64.1%
Total	\$ 426,434	\$ 426,434	\$ 368,075	\$ 58,359	13.7%

	Original FY 2018 / 19 Budget	Adjusted FY 2018 / 19 Budget	Year to Date Activity	Available Balance	Percent of Budget Available
<b>3340 117th District Court</b>					
Salaries	\$ 183,794	\$ 183,794	\$ 147,786	\$ 36,008	19.6%
Salaries Overtime	1,000	1,000	-	1,000	100.0%
Other Salary & Supplements	24,380	24,380	18,538	5,842	24.0%
Employee Benefits	74,849	74,849	61,594	13,255	17.7%
Office Expense & Supplies	3,625	3,625	2,939	686	18.9%
Maintenance & Repair	500	500	388	112	22.4%
Professional Services	1,785	1,785	919	866	48.5%
Special Personnel Services	345,840	345,840	327,374	18,466	5.3%
Other Services & Charges	2,200	2,200	1,869	331	15.0%
Other Expenses	3,760	3,760	3,201	559	14.9%
Travel	1,500	1,500	692	808	53.9%
Total	\$ 643,233	\$ 643,233	\$ 565,299	\$ 77,934	12.1%
<b>3350 148th District Court</b>					
Salaries	\$ 157,147	\$ 157,147	\$ 126,296	\$ 30,851	19.6%
Salaries Overtime	1,000	1,000	220	780	78.0%
Other Salary & Supplements	21,920	21,920	16,551	5,369	24.5%
Employee Benefits	69,057	69,057	57,050	12,007	17.4%
Office Expense & Supplies	3,525	4,025	3,982	43	1.1%
Maintenance & Repair	500	500	135	365	72.9%
Professional Services	1,785	1,785	1,319	466	26.1%
Special Personnel Services	346,140	346,140	227,144	118,996	34.4%
Other Services & Charges	2,200	2,200	1,970	230	10.5%
Other Expenses	3,220	3,220	2,327	893	27.7%
Travel	1,500	1,000	440	560	56.0%
Total	\$ 607,994	\$ 607,994	\$ 437,433	\$ 170,561	28.1%

	Original FY 2018 / 19 Budget	Adjusted FY 2018 / 19 Budget	Year to Date Activity	Available Balance	Percent of Budget Available
<b>3360 214th District Court</b>					
Salaries	\$ 151,822	\$ 151,822	\$ 118,240	\$ 33,582	22.1%
Salaries Overtime	1,000	1,000	839	161	16.1%
Other Salary & Supplements	20,000	22,100	19,081	3,019	13.7%
Employee Benefits	55,480	55,480	54,278	1,202	2.2%
Office Expense & Supplies	3,925	3,925	4,601	(676)	-17.2%
Maintenance & Repair	500	500	135	365	72.9%
Professional Services	1,785	1,785	994	791	44.3%
Special Personnel Services	346,140	344,040	297,526	46,514	13.5%
Other Services & Charges	2,200	2,200	2,135	65	3.0%
Other Expenses	2,610	2,610	2,140	470	18.0%
Travel	1,500	1,500	918	582	38.8%
Total	\$ 586,962	\$ 586,962	\$ 500,887	\$ 86,075	14.7%
<b>3370 319th District Court</b>					
Salaries	\$ 162,578	\$ 162,578	\$ 124,000	\$ 38,578	23.7%
Salaries Overtime	1,000	1,000	-	1,000	100.0%
Other Salary & Supplements	21,920	21,920	16,551	5,369	24.5%
Employee Benefits	54,188	54,188	48,548	5,640	10.4%
Office Expense & Supplies	3,625	2,699	1,612	1,087	40.3%
Maintenance & Repair	500	500	135	365	72.9%
Professional Services	1,785	1,785	569	1,216	68.1%
Special Personnel Services	346,140	346,140	266,478	79,662	23.0%
Other Services & Charges	2,200	2,200	1,909	291	13.2%
Other Expenses	3,000	3,000	2,095	905	30.2%
Travel	1,500	2,426	2,426	0	0.0%
Total	\$ 598,436	\$ 598,436	\$ 464,323	\$ 134,113	22.4%

	Original FY 2018 / 19 Budget	Adjusted FY 2018 / 19 Budget	Year to Date Activity	Available Balance	Percent of Budget Available
<b>3380 347th District Court</b>					
Salaries	\$ 183,476	\$ 183,476	\$ 146,926	\$ 36,550	19.9%
Salaries Overtime	1,000	1,000	483	517	51.7%
Other Salary & Supplements	23,480	23,480	17,811	5,669	24.1%
Employee Benefits	87,381	87,381	72,469	14,913	17.1%
Office Expense & Supplies	4,125	4,125	3,738	387	9.4%
Maintenance & Repair	500	500	135	365	72.9%
Professional Services	1,785	3,349	3,087	262	7.8%
Special Personnel Services	346,140	344,576	151,309	193,267	56.1%
Other Services & Charges	2,200	2,200	1,920	280	12.7%
Other Expenses	3,000	3,000	2,095	905	30.2%
Travel	1,500	1,500	1,407	93	6.2%
Total	\$ 654,587	\$ 654,587	\$ 401,379	\$ 253,208	38.7%
<b>3480 Juvenile Probation</b>					
Salaries	\$ 1,653,427	\$ 1,644,427	\$ 1,309,963	\$ 334,464	20.3%
Salaries Overtime	4,500	17,000	11,813	5,187	30.5%
Other Salary & Supplements	27,060	27,060	22,279	4,781	17.7%
Employee Benefits	701,999	701,999	574,330	127,669	18.2%
Other Personnel Expense	50,000	50,000	37,140	12,860	25.7%
Office Expense & Supplies	22,494	18,994	16,440	2,554	13.4%
Telephone & Utilities	10,200	10,200	4,753	5,447	53.4%
Maintenance & Repair	16,414	16,414	8,032	8,382	51.1%
Professional Services	11,600	13,600	10,484	3,116	22.9%
Other Services & Charges	23,943	23,943	22,533	1,410	5.9%
Other Expenses	14,100	14,100	12,251	1,849	13.1%
Travel	35,000	33,000	21,837	11,163	33.8%
Total	\$ 2,570,737	\$ 2,570,737	\$ 2,051,854	\$ 518,883	20.2%



	Original FY 2018 / 19 Budget	Adjusted FY 2018 / 19 Budget	Year to Date Activity	Available Balance	Percent of Budget Available
<b>3490 Juvenile Detention</b>					
Salaries	\$ 876,772	\$ 844,772	\$ 650,845	\$ 193,927	<b>23.0%</b>
Salaries Overtime	27,560	87,560	64,767	22,793	26.0%
Other Salary & Supplements	53,900	53,900	40,035	13,865	25.7%
Employee Benefits	409,417	409,417	317,098	92,319	<b>22.5%</b>
Office Expense & Supplies	9,300	9,300	9,270	30	<b>0.3%</b>
Food & Kitchen Expenses	110,000	106,000	102,674	3,326	<b>3.1%</b>
Maintenance & Repair	9,000	11,000	7,061	3,939	35.8%
Professional Services	5,000	7,000	4,254	2,746	39.2%
Other Services & Charges	11,000	11,000	9,569	1,431	<b>13.0%</b>
Other Expenses	15,020	15,020	11,002	4,018	26.8%
Travel	1,800	1,800	1,546	254	<b>14.1%</b>
Total	\$ 1,528,769	\$ 1,556,769	\$ 1,218,122	\$ 338,647	<b>21.8%</b>
<b>3492 Juvenile Justice Post-Adjudica</b>					
Salaries	\$ 1,032,583	\$ 945,383	\$ 704,712	\$ 240,671	25.5%
Salaries Overtime	30,000	60,200	46,647	13,553	<b>22.5%</b>
Other Salary & Supplements	34,760	63,760	42,010	21,750	34.1%
Employee Benefits	470,293	470,293	355,716	114,577	<b>24.4%</b>
Office Expense & Supplies	8,050	8,050	7,272	778	<b>9.7%</b>
Food & Kitchen Expenses	95,000	90,000	64,910	25,090	27.9%
Maintenance & Repair	10,500	10,500	3,877	6,623	63.1%
Professional Services	6,300	8,300	5,851	2,449	29.5%
Other Services & Charges	9,000	12,000	7,160	4,840	40.3%
Other Expenses	3,300	3,300	2,223	1,077	32.6%
Travel	900	900	788	112	<b>12.4%</b>
Total	\$ 1,700,686	\$ 1,672,686	\$ 1,241,167	\$ 431,519	25.8%

	Original FY 2018 / 19 Budget	Adjusted FY 2018 / 19 Budget	Year to Date Activity	Available Balance	Percent of Budget Available
<b>3510 District Clerk-Jury Admin</b>					
Salaries	\$ 71,668	\$ 71,668	\$ 56,650	\$ 15,018	21.0%
Salaries Overtime	1,000	1,000	-	1,000	100.0%
Other Salary & Supplements	17,180	17,180	8,156	9,024	52.5%
Employee Benefits	23,467	23,467	19,568	3,899	16.6%
Office Expense & Supplies	118,300	118,300	93,987	24,313	20.6%
Maintenance & Repair	45,359	45,359	45,359	-	0.0%
Professional Services	18,968	18,968	17,600	1,368	7.2%
Special Personnel Services	540,530	540,530	318,080	222,450	41.2%
Other Expenses	2,600	2,600	2,083	517	19.9%
Total	\$ 839,072	\$ 839,072	\$ 561,482	\$ 277,590	33.1%
<b>3530 District Clerk</b>					
Salaries	\$ 1,973,410	\$ 1,973,410	\$ 1,467,678	\$ 505,732	25.6%
Salaries Overtime	10,000	10,000	6,394	3,606	36.1%
Other Salary & Supplements	31,040	31,040	19,608	11,432	36.8%
Employee Benefits	904,763	904,763	725,081	179,682	19.9%
Other Personnel Expense	10,260	10,260	8,467	1,793	17.5%
Office Expense & Supplies	92,315	92,315	91,971	344	0.4%
Maintenance & Repair	4,000	4,000	564	3,436	85.9%
Professional Services	10,000	10,000	(725)	10,725	107.3%
Other Services & Charges	500	500	-	500	100.0%
Other Expenses	34,024	34,024	28,512	5,512	16.2%
Travel	10,000	10,000	1,164	8,836	88.4%
Total	\$ 3,080,312	\$ 3,080,312	\$ 2,348,715	\$ 731,597	23.8%

	Original FY 2018 / 19 Budget	Adjusted FY 2018 / 19 Budget	Year to Date Activity	Available Balance	Percent of Budget Available
<b>3600 Justice of the Peace 1-1</b>					
Salaries	\$ 184,373	\$ 184,373	\$ 148,207	\$ 36,166	19.6%
Salaries Overtime	1,000	670	-	670	100.0%
Other Salary & Supplements	4,440	3,264	2,257	1,007	30.8%
Employee Benefits	74,823	74,823	61,940	12,883	17.2%
Other Personnel Expense	3,900	3,900	3,250	650	16.7%
Office Expense & Supplies	4,100	4,100	2,894	1,206	29.4%
Telephone & Utilities	700	700	396	304	43.4%
Maintenance & Repair	500	500	-	500	100.0%
Professional Services	309	1,085	335	750	69.1%
Other Services & Charges	300	700	500	200	28.6%
Other Expenses	8,200	8,200	5,225	2,976	36.3%
Travel	2,700	3,030	1,532	1,498	49.4%
Total	\$ 285,345	\$ 285,345	\$ 226,537	\$ 58,808	20.6%
<b>3610 Justice of the Peace 1-2</b>					
Salaries	\$ 186,289	\$ 186,289	\$ 143,017	\$ 43,272	23.2%
Salaries Overtime	1,000	500	137	363	72.7%
Other Salary & Supplements	2,560	1,660	1,537	123	7.4%
Employee Benefits	55,691	55,691	44,564	11,127	20.0%
Other Personnel Expense	3,900	3,900	3,250	650	16.7%
Office Expense & Supplies	5,700	5,200	5,677	(477)	-9.2%
Telephone & Utilities	1,000	1,500	352	1,148	76.5%
Maintenance & Repair	500	500	-	500	100.0%
Professional Services	-	1,600	1,400	200	12.5%
Special Personnel Services	300	300	-	300	100.0%
Other Services & Charges	300	664	-	664	100.0%
Other Expenses	3,500	3,500	2,912	588	16.8%
Travel	3,500	2,936	572	2,364	80.5%
Total	\$ 264,240	\$ 264,240	\$ 203,416	\$ 60,824	23.0%

	Original FY 2018 / 19 Budget	Adjusted FY 2018 / 19 Budget	Year to Date Activity	Available Balance	Percent of Budget Available
<b>3613 Justice of the Peace 1-3</b>					
Salaries	\$ 153,817	\$ 153,817	\$ 112,985	\$ 40,832	26.5%
Salaries Overtime	1,000	1,600	1,573	27	1.7%
Other Salary & Supplements	15,860	15,860	8,986	6,874	43.3%
Employee Benefits	69,091	69,091	43,391	25,700	37.2%
Other Personnel Expense	3,900	3,900	2,763	1,138	29.2%
Office Expense & Supplies	2,800	4,461	2,595	1,866	41.8%
Telephone & Utilities	1,200	1,200	606	594	49.5%
Maintenance & Repair	500	500	-	500	100.0%
Professional Services	500	500	307	193	38.6%
Special Personnel Services	400	400	-	400	100.0%
Other Services & Charges	300	300	598	(298)	-99.3%
Other Expenses	2,000	2,000	1,653	347	17.4%
Travel	4,000	1,739	1,667	72	4.1%
Total	\$ 255,368	\$ 255,368	\$ 177,123	\$ 78,245	30.6%
<b>3621 Justice of the Peace 2-1</b>					
Salaries	\$ 182,861	\$ 182,861	\$ 143,477	\$ 39,384	21.5%
Salaries Overtime	1,000	86	86	0	0.6%
Other Salary & Supplements	2,460	5,432	2,107	3,325	61.2%
Employee Benefits	75,448	75,448	67,625	7,823	10.4%
Other Personnel Expense	3,900	3,900	3,250	650	16.7%
Office Expense & Supplies	6,350	6,350	5,606	744	11.7%
Telephone & Utilities	7,030	7,030	3,456	3,575	50.8%
Maintenance & Repair	833	833	392	441	52.9%
Professional Services	1,500	1,500	450	1,050	70.0%
Other Services & Charges	53,138	53,138	41,955	11,183	21.0%
Other Expenses	2,800	2,800	1,993	807	28.8%
Travel	4,300	2,242	1,076	1,166	52.0%
Total	\$ 341,620	\$ 341,620	\$ 271,473	\$ 70,147	20.5%

	Original FY 2018 / 19 Budget	Adjusted FY 2018 / 19 Budget	Year to Date Activity	Available Balance	Percent of Budget Available
<b>3622 Justice of the Peace 2-2</b>					
Salaries	\$ 161,297	\$ 161,297	\$ 128,541	\$ 32,756	20.3%
Salaries Overtime	300	300	288	12	4.1%
Other Salary & Supplements	15,340	15,340	9,930	5,410	35.3%
Employee Benefits	62,953	62,953	53,148	9,805	15.6%
Other Personnel Expense	3,900	3,900	3,250	650	16.7%
Office Expense & Supplies	5,900	5,600	5,056	544	9.7%
Telephone & Utilities	720	720	415	305	42.4%
Maintenance & Repair	319	319	-	319	100.0%
Professional Services	600	900	750	150	16.7%
Other Services & Charges	200	350	321	29	8.2%
Other Expenses	2,600	2,600	2,398	202	7.8%
Travel	2,200	2,050	1,849	201	9.8%
Total	\$ 256,329	\$ 256,329	\$ 205,944	\$ 50,385	19.7%
<b>3630 Justice of the Peace 3</b>					
Salaries	\$ 126,496	\$ 126,496	\$ 95,264	\$ 31,232	24.7%
Other Salary & Supplements	5,743	5,380	1,018	4,362	81.1%
Employee Benefits	62,490	62,490	49,200	13,290	21.3%
Other Personnel Expense	3,900	3,900	3,250	650	16.7%
Office Expense & Supplies	3,200	3,200	1,433	1,767	55.2%
Maintenance & Repair	350	350	-	350	100.0%
Professional Services	2,200	2,400	1,090	1,310	54.6%
Other Services & Charges	300	300	60	240	80.0%
Other Expenses	2,000	2,000	1,535	465	23.3%
Travel	4,500	4,660	3,152	1,508	32.4%
Total	\$ 211,179	\$ 211,179	\$ 156,005	\$ 55,174	26.1%

	Original FY 2018 / 19 Budget	Adjusted FY 2018 / 19 Budget	Year to Date Activity	Available Balance	Percent of Budget Available
<b>3640 Justice of the Peace 4</b>					
Salaries	\$ 128,412	\$ 128,412	\$ 103,900	\$ 24,512	19.1%
Employee Benefits	54,825	54,825	45,966	8,859	16.2%
Other Personnel Expense	3,900	3,900	3,250	650	16.7%
Office Expense & Supplies	1,894	2,294	2,129	165	7.2%
Professional Services	450	750	450	300	40.0%
Other Services & Charges	300	300	439	(139)	-46.3%
Other Expenses	2,820	2,820	2,349	471	16.7%
Travel	1,794	1,094	866	228	20.8%
Total	\$ 194,395	\$ 194,395	\$ 159,349	\$ 35,046	18.0%
<b>3650 Justice of the Peace 5-1</b>					
Salaries	\$ 163,312	\$ 163,312	\$ 131,679	\$ 31,633	19.4%
Salaries Overtime	500	500	-	500	100.0%
Other Salary & Supplements	8,144	8,144	2,569	5,575	68.5%
Employee Benefits	71,420	71,420	59,728	11,692	16.4%
Other Personnel Expense	3,900	3,900	3,250	650	16.7%
Office Expense & Supplies	5,600	5,600	3,606	1,994	35.6%
Maintenance & Repair	500	500	478	22	4.4%
Professional Services	1,000	1,000	550	450	45.0%
Special Personnel Services	225	225	-	225	100.0%
Other Services & Charges	275	275	83	192	69.7%
Other Expenses	2,509	2,509	1,528	981	39.1%
Travel	3,300	3,300	1,209	2,091	63.4%
Total	\$ 260,685	\$ 260,685	\$ 204,679	\$ 56,006	21.5%

	Original FY 2018 / 19 Budget	Adjusted FY 2018 / 19 Budget	Year to Date Activity	Available Balance	Percent of Budget Available
<b>3655 Justice of the Peace 5-2</b>					
Salaries	\$ 131,721	\$ 131,721	\$ 103,086	\$ 28,635	21.7%
Salaries Overtime	-	-	2,249	(2,249)	0.0%
Other Salary & Supplements	1,380	1,380	978	402	29.1%
Employee Benefits	60,062	60,062	48,852	11,210	18.7%
Other Personnel Expense	3,900	3,900	3,250	650	16.7%
Office Expense & Supplies	1,000	1,000	1,817	(817)	-81.7%
Maintenance & Repair	250	250	-	250	100.0%
Professional Services	250	650	650	-	0.0%
Other Expenses	1,800	1,800	838	962	53.5%
Travel	2,680	2,280	1,901	379	16.6%
Total	\$ 203,043	\$ 203,043	\$ 163,910	\$ 39,133	19.3%
<b>3890 Medical Examiner</b>					
Salaries	\$ 802,135	\$ 802,135	\$ 626,922	\$ 175,213	21.8%
Salaries Overtime	10,000	10,000	7,195	2,805	28.1%
Other Salary & Supplements	133,180	133,180	146,074	(12,894)	-9.7%
Employee Benefits	271,318	271,318	218,872	52,446	19.3%
Other Personnel Expense	13,640	13,640	11,017	2,623	19.2%
Office Expense & Supplies	17,005	17,005	10,758	6,247	36.7%
Telephone & Utilities	2,148	2,148	1,623	525	24.4%
Maintenance & Repair	600	625	12	613	98.1%
Professional Services	135,000	134,975	98,498	36,477	27.0%
Other Services & Charges	140,100	140,100	109,464	30,636	21.9%
Other Expenses	7,700	7,700	6,561	1,139	14.8%
Travel	11,000	11,000	10,296	704	6.4%
Total	\$ 1,543,826	\$ 1,543,826	\$ 1,247,292	\$ 296,534	19.2%
<b>Total Administration of Justice</b>	<b>\$ 23,142,527</b>	<b>\$ 23,147,527</b>	<b>\$ 17,872,719</b>	<b>\$ 5,274,808</b>	<b>22.8%</b>

	Original FY 2018 / 19 Budget	Adjusted FY 2018 / 19 Budget	Year to Date Activity	Available Balance	Percent of Budget Available
<b>Law Enforcement &amp; Corrections</b>					
<b>3520 District Attorney</b>					
Salaries	\$ 3,415,415	\$ 3,415,415	\$ 2,525,346	\$ 890,069	26.1%
Salaries Overtime	5,500	18,500	14,520	3,980	<b>21.5%</b>
Other Salary & Supplements	99,564	106,564	75,331	31,233	29.3%
Employee Benefits	1,298,294	1,298,294	965,196	333,098	25.7%
Other Personnel Expense	24,126	24,126	17,982	6,145	25.5%
Office Expense & Supplies	81,000	71,000	54,929	16,071	<b>22.6%</b>
Telephone & Utilities	6,000	6,000	1,523	4,477	74.6%
Maintenance & Repair	20,536	20,536	11,050	9,486	46.2%
Professional Services	44,328	44,328	28,313	16,015	36.1%
Special Personnel Services	19,500	19,500	11,241	8,259	42.4%
Other Services & Charges	23,193	23,193	19,785	3,408	<b>14.7%</b>
Other Expenses	48,218	48,218	35,488	12,730	26.4%
Travel	32,000	22,000	19,569	2,431	<b>11.0%</b>
Total	\$ 5,117,674	\$ 5,117,674	\$ 3,780,272	\$ 1,337,402	26.1%
<b>3700 County Sheriff</b>					
Salaries	\$ 2,831,420	\$ 2,831,420	\$ 2,146,025	\$ 685,395	<b>24.2%</b>
Salaries Overtime	95,000	95,000	104,856	(9,856)	<b>-10.4%</b>
Other Salary & Supplements	116,460	116,460	124,289	(7,829)	<b>-6.7%</b>
Employee Benefits	1,215,514	1,215,514	1,023,006	192,508	<b>15.8%</b>
Other Personnel Expense	-	500	153	347	69.4%
Office Expense & Supplies	46,000	46,000	39,455	6,545	<b>14.2%</b>
Telephone & Utilities	79,119	79,119	56,839	22,280	28.2%
Maintenance & Repair	379,752	379,752	188,516	191,236	50.4%
Professional Services	27,000	27,000	12,001	14,999	55.6%
Special Personnel Services	5,000	5,000	83	4,917	98.3%
Other Services & Charges	1,453,273	1,452,773	1,401,038	51,735	<b>3.6%</b>
Other Expenses	27,250	27,250	17,468	9,782	35.9%
Travel	4,652	4,652	1,857	2,795	60.1%
Total	\$ 6,280,440	\$ 6,280,440	\$ 5,115,585	\$ 1,164,855	<b>18.5%</b>



	Original FY 2018 / 19 Budget	Adjusted FY 2018 / 19 Budget	Year to Date Activity	Available Balance	Percent of Budget Available
<b>3710 ID Jail Division</b>					
Salaries	\$ 518,962	\$ 518,962	\$ 336,130	\$ 182,832	35.2%
Salaries Overtime	25,000	25,000	40,373	(15,373)	<b>-61.5%</b>
Other Salary & Supplements	11,300	11,300	23,525	(12,225)	<b>-108.2%</b>
Employee Benefits	243,450	243,450	183,611	59,839	<b>24.6%</b>
Office Expense & Supplies	20,000	20,000	12,925	7,075	35.4%
Maintenance & Repair	42,362	42,362	-	42,362	100.0%
Professional Services	500	500	-	500	100.0%
Other Services & Charges	500	500	25	475	95.0%
Other Expenses	4,250	4,250	3,272	978	<b>23.0%</b>
Travel	700	700	-	700	100.0%
Total	\$ 867,024	\$ 867,024	\$ 599,861	\$ 267,163	30.8%
<b>3720 Jail</b>					
Salaries	\$ 8,681,241	\$ 8,681,241	\$ 6,250,012	\$ 2,431,229	28.0%
Salaries Overtime	992,000	992,000	1,774,726	(782,726)	<b>-78.9%</b>
Other Salary & Supplements	239,093	239,093	215,958	23,135	<b>9.7%</b>
Employee Benefits	3,745,758	3,745,758	3,527,646	218,112	<b>5.8%</b>
Other Personnel Expense	-	3,000	5,992	(2,992)	<b>-99.7%</b>
Office Expense & Supplies	180,700	157,700	151,962	5,738	<b>3.6%</b>
Food & Kitchen Expenses	1,475,000	1,475,000	812,217	662,783	44.9%
Telephone & Utilities	3,000	3,000	2,340	660	<b>22.0%</b>
Maintenance & Repair	127,000	147,000	119,445	27,555	<b>18.7%</b>
Professional Services	3,000	3,000	1,133	1,867	62.2%
Special Personnel Services	4,000	4,000	-	4,000	100.0%
Other Services & Charges	180,498	180,498	98,404	82,094	45.5%
Other Expenses	26,200	26,200	26,669	(469)	<b>-1.8%</b>
Travel	1,800	1,800	-	1,800	100.0%
Total	\$ 15,659,290	\$ 15,659,290	\$ 12,986,505	\$ 2,672,785	<b>17.1%</b>

	Original FY 2018 / 19 Budget	Adjusted FY 2018 / 19 Budget	Year to Date Activity	Available Balance	Percent of Budget Available
<b>3810 Constable 1</b>					
Salaries	\$ 483,056	\$ 483,056	\$ 375,042	\$ 108,014	22.4%
Salaries Overtime	-	-	1,681	(1,681)	0.0%
Other Salary & Supplements	29,380	29,380	22,786	6,594	22.4%
Employee Benefits	231,060	231,060	183,150	47,910	20.7%
Other Personnel Expense	7,020	7,020	5,850	1,170	16.7%
Office Expense & Supplies	4,100	5,230	5,052	178	3.4%
Telephone & Utilities	1,550	1,550	947	603	38.9%
Maintenance & Repair	58,028	58,028	47,367	10,661	18.4%
Professional Services	-	770	770	-	0.0%
Other Services & Charges	16,740	14,840	12,924	1,916	12.9%
Other Expenses	2,200	2,200	1,782	418	19.0%
Total	\$ 833,134	\$ 833,134	\$ 657,351	\$ 175,783	21.1%
<b>3820 Constable 2</b>					
Salaries	\$ 438,277	\$ 438,277	\$ 339,761	\$ 98,516	22.5%
Other Salary & Supplements	23,420	23,420	20,012	3,408	14.6%
Employee Benefits	191,605	191,605	167,684	23,921	12.5%
Other Personnel Expense	7,020	7,020	5,850	1,170	16.7%
Office Expense & Supplies	4,943	4,943	1,756	3,187	64.5%
Telephone & Utilities	1,950	1,950	1,232	718	36.8%
Maintenance & Repair	54,338	54,338	28,551	25,787	47.5%
Professional Services	930	930	919	11	1.2%
Other Services & Charges	7,760	7,760	4,090	3,670	47.3%
Other Expenses	1,989	1,989	1,706	283	14.2%
Travel	750	750	-	750	100.0%
Total	\$ 732,982	\$ 732,982	\$ 571,561	\$ 161,421	22.0%

	Original FY 2018 / 19 Budget	Adjusted FY 2018 / 19 Budget	Year to Date Activity	Available Balance	Percent of Budget Available
<b>3830 Constable 3</b>					
Salaries	\$ 321,892	\$ 321,892	\$ 249,067	\$ 72,825	22.6%
Salaries Overtime	9,500	9,500	-	9,500	100.0%
Other Salary & Supplements	13,320	13,320	11,292	2,028	15.2%
Employee Benefits	150,937	150,937	120,327	30,610	20.3%
Other Personnel Expense	7,020	7,020	5,850	1,170	16.7%
Office Expense & Supplies	1,800	1,800	1,986	(186)	-10.4%
Telephone & Utilities	1,910	1,910	844	1,066	55.8%
Maintenance & Repair	48,796	48,796	26,453	22,343	45.8%
Professional Services	500	500	300	200	40.0%
Other Services & Charges	6,133	6,133	5,639	494	8.0%
Other Expenses	2,011	2,011	1,328	683	34.0%
Travel	600	600	611	(11)	-1.8%
Total	\$ 564,419	\$ 564,419	\$ 423,697	\$ 140,722	24.9%
<b>3840 Constable 4</b>					
Salaries	\$ 363,039	\$ 363,039	\$ 291,926	\$ 71,113	19.6%
Salaries Overtime	4,000	4,000	14	3,986	99.7%
Other Salary & Supplements	16,060	16,060	14,085	1,975	12.3%
Employee Benefits	178,616	178,616	155,049	23,567	13.2%
Other Personnel Expense	7,020	7,020	5,850	1,170	16.7%
Office Expense & Supplies	2,200	2,050	827	1,223	59.7%
Food & Kitchen Expenses	100	100	-	100	100.0%
Telephone & Utilities	1,100	1,100	1,266	(166)	-15.1%
Maintenance & Repair	49,557	49,557	23,280	26,277	53.0%
Professional Services	500	650	630	20	3.1%
Other Services & Charges	5,549	5,549	4,353	1,196	21.6%
Other Expenses	1,000	1,000	-	1,000	100.0%
Total	\$ 628,741	\$ 628,741	\$ 497,279	\$ 131,462	20.9%

	Original FY 2018 / 19 Budget	Adjusted FY 2018 / 19 Budget	Year to Date Activity	Available Balance	Percent of Budget Available
<b>3850 Constable 5</b>					
Salaries	\$ 587,407	\$ 587,407	\$ 461,365	\$ 126,042	21.5%
Salaries Overtime	6,338	6,338	2,753	3,585	56.6%
Other Salary & Supplements	31,020	31,020	28,480	2,540	8.2%
Employee Benefits	274,468	274,468	233,649	40,819	14.9%
Office Expense & Supplies	5,200	5,200	1,991	3,209	61.7%
Telephone & Utilities	3,600	3,600	2,157	1,443	40.1%
Maintenance & Repair	89,980	89,980	51,100	38,880	43.2%
Professional Services	800	3,155	2,190	965	30.6%
Other Services & Charges	26,571	24,216	9,803	14,413	59.5%
Other Expenses	3,000	3,000	2,505	495	16.5%
Travel	3,200	3,200	591	2,609	81.5%
Total	\$ 1,031,584	\$ 1,031,584	\$ 796,584	\$ 235,000	22.8%
<b>Total Law Enforcement &amp; Corrections</b>	<b>\$ 31,715,288</b>	<b>\$ 31,715,288</b>	<b>\$ 25,428,695</b>	<b>\$ 6,286,593</b>	<b>19.8%</b>
<b>Social Services</b>					
<b>4110 Social Services-Administration</b>					
Salaries	\$ 709,421	\$ 709,421	\$ 524,521	\$ 184,900	26.1%
Salaries Overtime	-	19	19	0	0.5%
Other Salary & Supplements	5,700	5,700	4,001	1,699	29.8%
Employee Benefits	268,420	268,420	211,365	57,055	21.3%
Other Personnel Expense	14,401	14,401	14,844	(443)	-3.1%
Office Expense & Supplies	8,100	7,400	2,884	4,516	61.0%
Telephone & Utilities	700	700	352	348	49.7%
Maintenance & Repair	1,000	831	-	831	100.0%
Professional Services	26,511	26,511	17,573	8,938	33.7%
Special Personnel Services	-	700	426	274	39.1%
Other Services & Charges	37,231	37,381	31,092	6,289	16.8%
Other Expenses	11,194	11,194	7,240	3,954	35.3%
Travel	1,100	1,100	-	1,100	100.0%
Total	\$ 1,083,778	\$ 1,083,778	\$ 814,317	\$ 269,461	24.9%
<b>4120 Direct Social Services</b>					
Food & Kitchen Expenses	\$ 38,000	\$ 43,000	\$ 29,499	\$ 13,501	31.4%
Telephone & Utilities	202,170	182,170	113,280	68,890	37.8%
Other Services & Charges	324,844	339,844	235,106	104,738	30.8%
Total	\$ 565,014	\$ 565,014	\$ 377,885	\$ 187,129	33.1%

	Original FY 2018 / 19 Budget	Adjusted FY 2018 / 19 Budget	Year to Date Activity	Available Balance	Percent of Budget Available
<b>4130 Children Protective Services</b>					
Salaries	\$ 30,318	\$ 30,318	\$ 23,911	\$ 6,407	21.1%
Employee Benefits	14,240	14,240	12,670	1,570	11.0%
Office Expense & Supplies	1,120	1,120	1,106	14	1.2%
Maintenance & Repair	290	290	-	290	100.0%
Professional Services	400	400	-	400	100.0%
Other Services & Charges	56,600	56,600	38,397	18,203	32.2%
Travel	1,000	1,000	45	955	95.5%
Total	\$ 103,968	\$ 103,968	\$ 76,128	\$ 27,840	26.8%
<b>4190 Senior Community Services</b>					
Salaries	\$ 488,742	\$ 488,742	\$ 369,798	\$ 118,944	24.3%
Salaries Overtime	1,000	1,000	1,585	(585)	-58.5%
Other Salary & Supplements	30,840	30,840	14,296	16,544	53.6%
Employee Benefits	234,667	234,667	185,361	49,306	21.0%
Office Expense & Supplies	7,500	7,500	7,495	5	0.1%
Food & Kitchen Expenses	160,000	160,000	123,611	36,389	22.7%
Telephone & Utilities	5,020	5,020	3,176	1,844	36.7%
Maintenance & Repair	40,584	40,584	29,002	11,582	28.5%
Professional Services	900	900	750	150	16.7%
Other Services & Charges	6,735	6,735	4,485	2,250	33.4%
Other Expenses	5,909	5,909	4,852	1,057	17.9%
Total	\$ 981,897	\$ 981,897	\$ 744,410	\$ 237,487	24.2%
<b>4195 Hilltop Community Services</b>					
Salaries	\$ 38,337	\$ 38,337	\$ 30,215	\$ 8,122	21.2%
Employee Benefits	15,926	15,926	13,105	2,821	17.7%
Office Expense & Supplies	2,500	2,500	853	1,647	65.9%
Maintenance & Repair	300	300	-	300	100.0%
Professional Services	450	450	35	415	92.2%
Other Expenses	1,800	1,800	1,213	587	32.6%
Total	\$ 59,313	\$ 59,313	\$ 45,421	\$ 13,892	23.4%
<b>4300 Social Mental Services</b>					
Special Personnel Services	43,847	43,847	2,175	41,672	95.0%
Other Services & Charges	98,214	98,214	52,975	45,240	46.1%
Total	\$ 142,061	\$ 142,061	\$ 55,150	\$ 86,912	61.2%
<b>Total Social Services</b>	<b>\$ 2,936,031</b>	<b>\$ 2,936,031</b>	<b>\$ 2,113,311</b>	<b>\$ 822,720</b>	<b>28.0%</b>

	Original FY 2018 / 19 Budget	Adjusted FY 2018 / 19 Budget	Year to Date Activity	Available Balance	Percent of Budget Available
<b>Health, Safety &amp; Sanitation</b>					
<b>5100 Emergency Services</b>					
Other Services & Charges	\$ 39,540	\$ 39,540	\$ 18,220	\$ 21,320	53.9%
Total	\$ 39,540	\$ 39,540	\$ 18,220	\$ 21,320	53.9%
<b>5105 Emergency Management</b>					
Salaries	\$ 108,796	\$ 108,796	\$ 75,203	\$ 33,593	30.9%
Salaries Overtime	-	1,998	1,997	1	0.0%
Employee Benefits	31,255	31,255	22,605	8,650	27.7%
Office Expense & Supplies	4,600	4,304	3,078	1,226	28.5%
Telephone & Utilities	10,235	10,235	11,781	(1,546)	-15.1%
Maintenance & Repair	7,500	7,500	795	6,705	89.4%
Professional Services	3,000	3,000	525	2,475	82.5%
Other Services & Charges	26,461	24,463	11,864	12,599	51.5%
Other Expenses	150	446	446	0	0.1%
Travel	6,000	6,000	1,776	4,224	70.4%
Total	\$ 197,997	\$ 197,997	\$ 130,070	\$ 67,927	34.3%
<b>5200 911 Program</b>					
Salaries	\$ 34,115	\$ 34,115	\$ 26,896	\$ 7,219	21.2%
Salaries Overtime	-	-	-	-	0.0%
Other Salary & Supplements	780	780	630	150	19.2%
Employee Benefits	15,199	15,199	12,596	2,603	17.1%
Office Expense & Supplies	523	523	68	455	87.0%
Telephone & Utilities	420	420	-	420	100.0%
Maintenance & Repair	1,860	1,860	126	1,734	93.2%
Professional Services	700	700	-	700	100.0%
Other Services & Charges	565	565	396	169	29.9%
Travel	600	600	-	600	100.0%
Total	\$ 54,762	\$ 54,762	\$ 40,713	\$ 14,049	25.7%

	Original FY 2018 / 19 Budget	Adjusted FY 2018 / 19 Budget	Year to Date Activity	Available Balance	Percent of Budget Available
<b>5220 Environmental Enforcement</b>					
Salaries	\$ 75,869	\$ 75,869	\$ 59,811	\$ 16,058	21.2%
Salaries Overtime	1,000	1,000	-	1,000	100.0%
Other Salary & Supplements	720	720	581	139	19.2%
Employee Benefits	25,298	25,298	20,984	4,314	17.1%
Office Expense & Supplies	800	800	429	371	46.4%
Telephone & Utilities	7,741	10,241	7,720	2,521	24.6%
Maintenance & Repair	11,717	10,717	5,324	5,393	50.3%
Professional Services	11,575	10,075	7,059	3,016	29.9%
Other Services & Charges	1,750	1,750	246	1,504	85.9%
Travel	2,088	2,088	516	1,572	75.3%
Total	\$ 138,558	\$ 138,558	\$ 102,669	\$ 35,889	25.9%
<b>5330 Animal Control</b>					
Salaries	\$ 198,030	\$ 198,030	\$ 156,780	\$ 41,250	20.8%
Salaries Overtime	6,500	6,500	2,796	3,704	57.0%
Other Salary & Supplements	1,440	1,440	1,163	277	19.2%
Employee Benefits	82,937	82,937	80,079	2,858	3.4%
Office Expense & Supplies	2,900	2,900	1,991	909	31.3%
Food & Kitchen Expenses	2,500	2,500	1,021	1,479	59.2%
Telephone & Utilities	6,155	6,155	3,332	2,823	45.9%
Maintenance & Repair	32,499	29,999	15,366	14,633	48.8%
Professional Services	1,000	1,000	150	850	85.0%
Other Services & Charges	7,638	10,138	6,480	3,658	36.1%
Other Expenses	1,229	1,229	774	455	37.0%
Travel	1,000	1,000	376	624	62.4%
Total	\$ 343,828	\$ 343,828	\$ 270,308	\$ 73,520	21.4%
<b>Total Health, Safety &amp; Sanitation</b>	<b>\$ 774,685</b>	<b>\$ 774,685</b>	<b>\$ 561,979</b>	<b>\$ 212,706</b>	<b>27.5%</b>

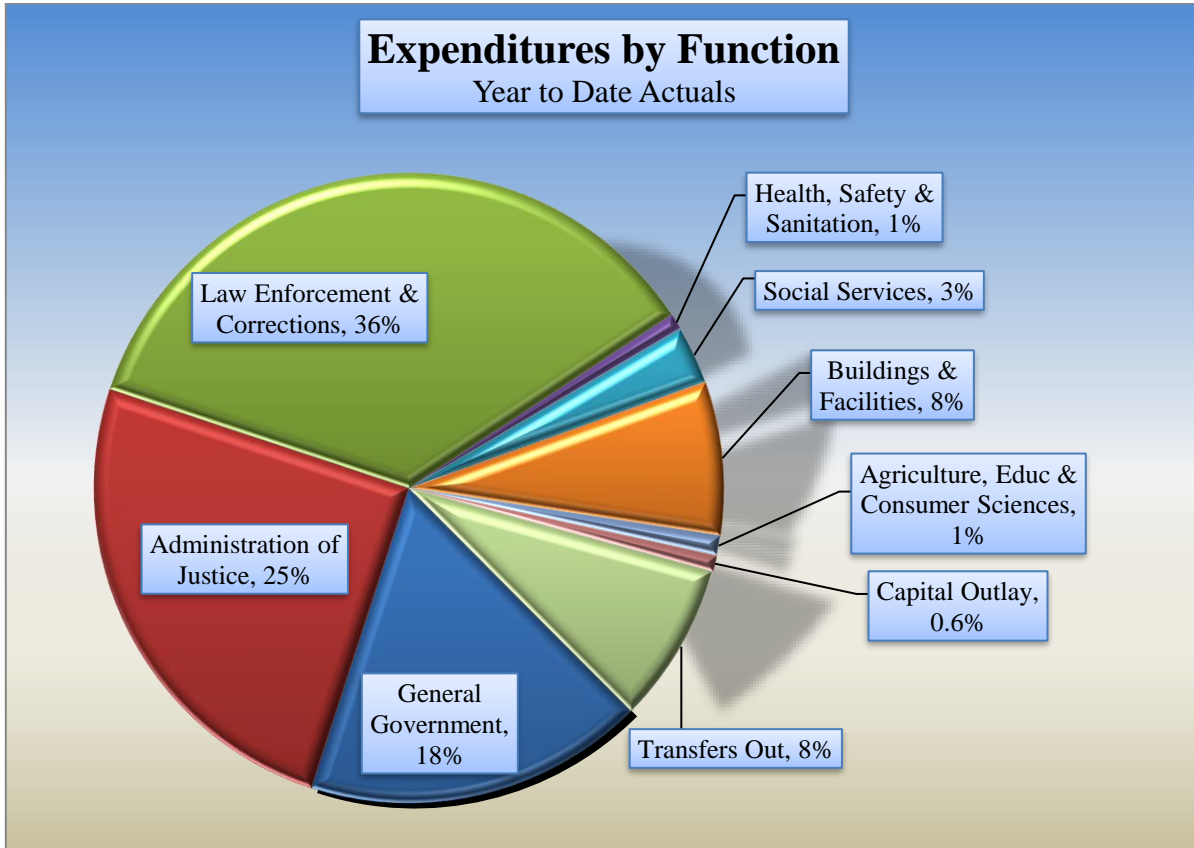
	Original FY 2018 / 19 Budget	Adjusted FY 2018 / 19 Budget	Year to Date Activity	Available Balance	Percent of Budget Available
<b>Agriculture, Educ &amp; Consumer Scs</b>					
<b>6110 Agricultural Extension</b>					
Salaries	\$ 121,504	\$ 121,504	\$ 84,501	\$ 37,003	30.5%
Salaries Overtime	-	38	38	(0)	0.0%
Other Salary & Supplements	53,895	53,895	43,530	10,365	19.2%
Employee Benefits	65,363	65,363	42,987	22,376	34.2%
Office Expense & Supplies	3,690	3,690	2,345	1,345	36.5%
Telephone & Utilities	2,200	2,200	1,438	762	34.6%
Maintenance & Repair	16,063	16,063	9,567	6,496	40.4%
Professional Services	1,225	1,187	1,329	(142)	-12.0%
Other Services & Charges	6,038	6,038	4,919	1,119	18.5%
Other Expenses	6,250	6,250	4,175	2,075	33.2%
Travel	12,000	12,000	8,187	3,813	31.8%
Total	\$ 288,228	\$ 288,228	\$ 203,017	\$ 85,211	29.6%
<b>6210 Family &amp; Consumer Sciences</b>					
Salaries	\$ 30,318	\$ 30,318	\$ 23,927	\$ 6,391	21.1%
Salaries Overtime	-	-	2	(2)	0.0%
Other Salary & Supplements	21,441	21,441	17,317	4,124	19.2%
Employee Benefits	18,761	18,761	13,291	5,470	29.2%
Office Expense & Supplies	2,850	2,850	1,993	857	30.1%
Food & Kitchen Expenses	300	300	-	300	100.0%
Telephone & Utilities	2,700	2,700	1,380	1,320	48.9%
Maintenance & Repair	5,620	5,620	3,746	1,874	33.3%
Professional Services	1,000	1,000	883	117	11.7%
Other Services & Charges	805	805	562	243	30.2%
Other Expenses	6,250	6,250	4,175	2,075	33.2%
Travel	3,000	3,000	2,490	510	17.0%
Total	\$ 93,045	\$ 93,045	\$ 69,766	\$ 23,279	25.0%



	Original FY 2018 / 19 Budget	Adjusted FY 2018 / 19 Budget	Year to Date Activity	Available Balance	Percent of Budget Available
<b>6310 County Library</b>					
Salaries	\$ 266,696	\$ 266,696	\$ 211,523	\$ 55,173	20.7%
Other Salary & Supplements	42,045	42,045	32,149	9,896	23.5%
Employee Benefits	112,224	112,224	101,285	10,939	9.7%
Other Personnel Expense	17,500	17,500	11,031	6,469	37.0%
Office Expense & Supplies	24,500	21,580	11,509	10,071	46.7%
Telephone & Utilities	1,450	1,450	1,038	412	28.4%
Maintenance & Repair	4,000	7,920	7,004	916	11.6%
Professional Services	21,000	22,000	22,105	(105)	-0.5%
Other Services & Charges	60,350	56,350	36,973	19,377	34.4%
Other Expenses	7,000	7,000	5,524	1,476	21.1%
Travel	4,000	6,000	5,533	467	7.8%
Total	\$ 560,765	\$ 560,765	\$ 445,673	\$ 115,092	20.5%
<b>Total Agriculture, Education &amp; Consumer Sciences</b>	<b>\$ 942,038</b>	<b>\$ 942,038</b>	<b>\$ 718,456</b>	<b>\$ 223,582</b>	<b>23.7%</b>
<b>Capital Outlay</b>					
<b>1900 Capital Outlay</b>					
Office Expense & Supplies	\$ 145,000	\$ 145,000	\$ 95,315	\$ 49,685	34.3%
Maintenance & Repair	85,000	85,000	46,002	38,998	45.9%
Professional Services	-	-	1,600	(1,600)	0.0%
Reserve Appropriations	237,695	237,695	-	237,695	100.0%
Capital Outlay	590,000	590,000	459,643	130,357	22.1%
Total	\$ 1,057,695	\$ 1,057,695	\$ 602,560	\$ 455,135	43.0%
<b>Total Capital Outlay</b>	<b>\$ 1,057,695</b>	<b>\$ 1,057,695</b>	<b>\$ 602,560</b>	<b>\$ 455,135</b>	<b>43.0%</b>
<b>Transfers Out</b>					
<b>9110 Transfers</b>					
Operating Transfers-Out	\$ 8,564,215	\$ 8,564,215	\$ 5,874,382	\$ 2,689,833	31.4%
Total	\$ 8,564,215	\$ 8,564,215	\$ 5,874,382	\$ 2,689,833	31.4%
<b>Total Transfers Out</b>	<b>\$ 8,564,215</b>	<b>\$ 8,564,215</b>	<b>\$ 5,874,382</b>	<b>\$ 2,689,833</b>	<b>31.4%</b>
<b>Grand Total General Fund</b>	<b>\$ 98,981,128</b>	<b>\$ 98,981,128</b>	<b>\$ 71,284,713</b>	<b>\$ 27,696,415</b>	<b>28.0%</b>

**Nueces County, Texas  
General Fund  
July 31, 2019**

**General Fund Expenditures by Function  
Year to Date Actuals**



<b>Function</b>	<b>Year to Date Actuals</b>	<b>Percent of Total</b>
General Government	\$12,485,895	18%
Administration of Justice	17,872,719	25%
Law Enforcement & Corrections	25,428,695	36%
Health, Safety & Sanitation	561,979	1%
Social Services	2,113,311	3%
Buildings & Facilities	5,626,715	8%
Agriculture, Educ & Consumer Sciences	718,456	1%
Capital Outlay	602,560	1%
Transfers Out	5,874,382	8%
<b>Total</b>	<b>\$71,284,713</b>	<b>100%</b>

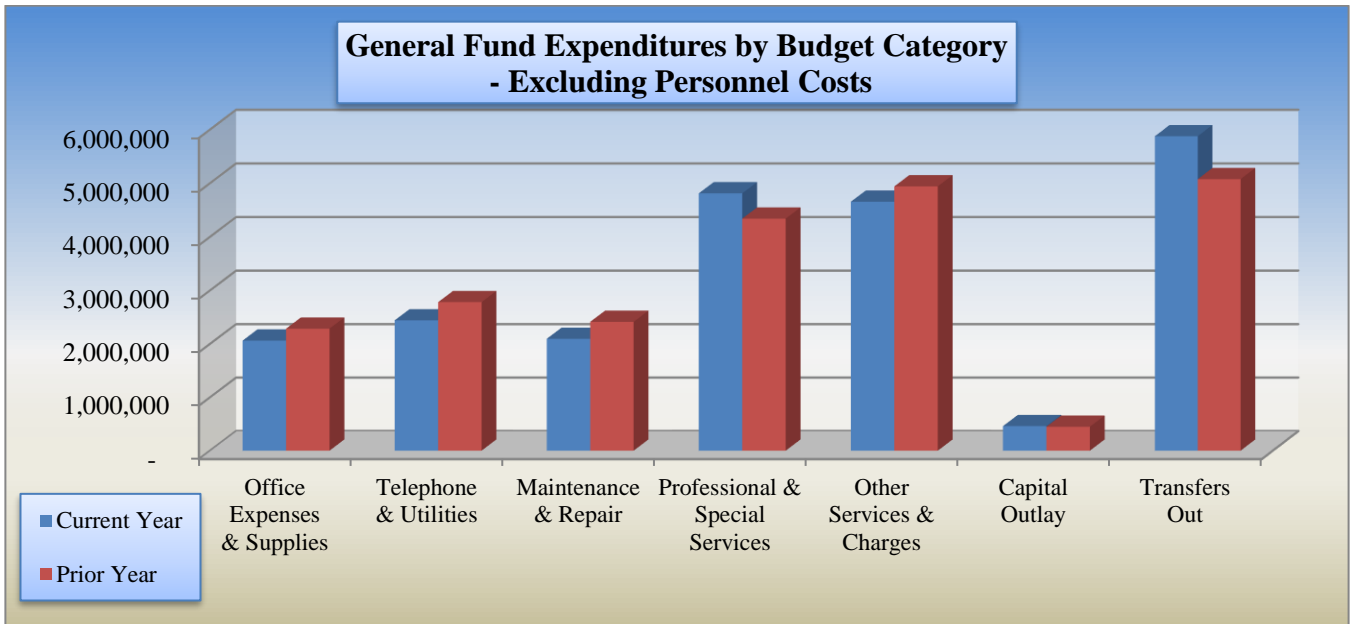
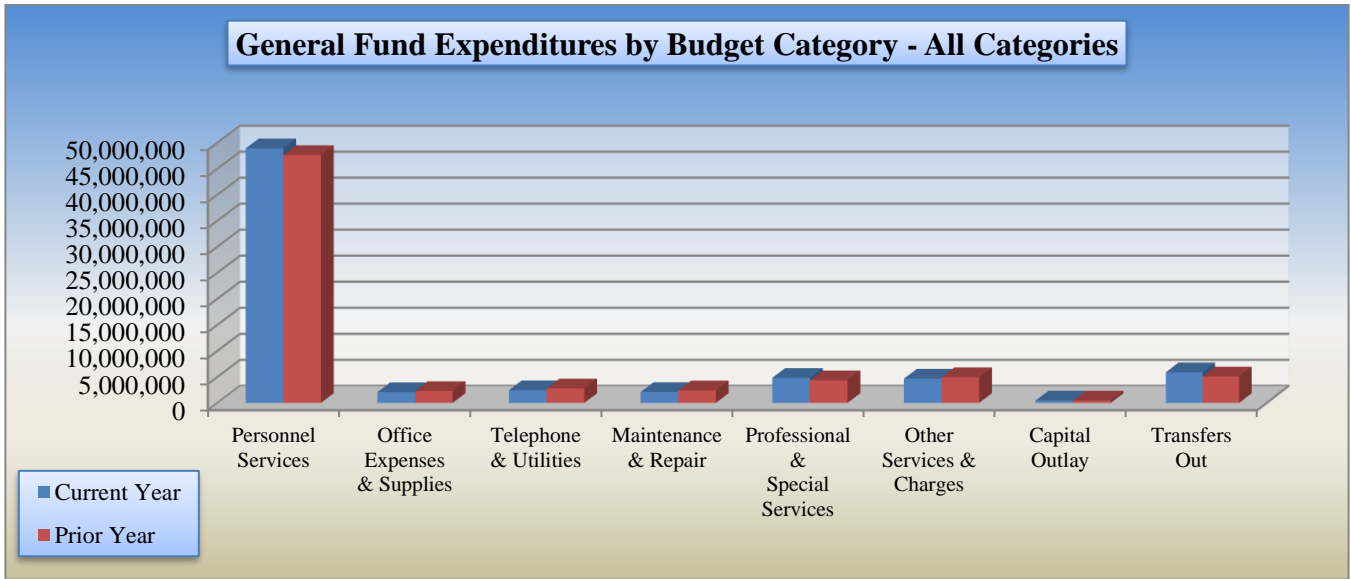
**Nueces County, Texas**  
**Comparison of Current Year to Prior Year Expenditures**  
**General Fund**  
**July 2018 vs July 2019**

	2018 - 2019 Fiscal Year to Date <u>Actual</u>	2017 - 2018 Prior Year to Date <u>Actual</u>	Increase (Decrease)	Current to Prior Year Percentage Change
Salaries and Supplements	\$ 34,415,566	\$ 33,442,029	\$ 973,537	2.9%
Employee Benefits	14,212,963	13,909,095	303,868	2.2%
Other Personnel Expense	268,524	272,820	(4,297)	-1.6%
Office Expense & Supplies	923,326	957,121	(33,795)	-3.5%
Food & Kitchen Expenses	1,136,506	1,326,067	(189,561)	-14.3%
Telephone & Utilities	2,438,561	2,779,975	(341,413)	-12.3%
Maint & Repair	2,093,399	2,411,397	(317,998)	-13.2%
Professional Services	1,482,832	1,502,828	(19,997)	-1.3%
Special Personnel Services	3,326,373	2,834,821	491,552	17.3%
Other Services & Charges	4,121,746	4,422,515	(300,769)	-6.8%
Other Expense	344,102	356,271	(12,169)	-3.4%
Travel	186,705	160,564	26,141	16.3%
Capital Outlay	459,730	447,784	11,946	2.7%
Transfer to Other Funds	5,874,382	5,073,971	800,410	15.8%
<b>Total General Fund Expenditures</b>	<b>\$ <u>71,284,713</u></b>	<b>\$ <u>69,897,258</u></b>	<b>\$ <u>1,387,455</u></b>	<b>2.0%</b>

	Personnel Services	Office Expenses & Supplies	Telephone & Utilities	Maintenance & Repair	Professional & Special Services	Other Services & Charges	Capital Outlay	Transfers Out	Total
Current Year	48,897,052	2,059,832	2,438,561	2,093,399	4,809,204	4,652,553	459,730	5,874,382	71,284,713
Prior Year	47,623,945	2,283,188	2,779,975	2,411,397	4,337,649	4,939,350	447,784	5,073,971	69,897,258

**Nueces County, Texas  
General Fund  
July 31, 2019**

**General Fund 2 Year Comparison  
Year to Date Actuals**



**Nueces County, Texas**  
**Statement of Expenditures Budget to Actual**  
**Road and Bridge Fund**  
**July 31, 2019**

	Original FY 2018/19 Budget	Adjusted FY 2018/19 Budget	Year to Date Activity	Available Balance	Percent of Budget Available
<b><u>Road &amp; Bridge</u></b>					
Salaries	\$ 2,650,433	\$ 2,650,433	\$ 1,700,033	\$ 950,400	36%
Employee Benefits	1,146,975	1,146,975	858,033	288,942	25%
Other Personnel Expense	10,688	10,688	8,633	2,055	19%
Office Expense & Supplies	16,386	16,386	14,741	1,645	10%
Food & Kitchen Expenses	-	-	-	-	0%
Telephone & Utilities	111,632	111,632	39,489	72,143	65%
Maint & Repair -Equip &	395,000	395,000	329,816	65,184	17%
Gasoline & Fuel	325,000	325,000	166,482	158,518	49%
Maint & Repair -Bldgs & Grounds	110,000	110,000	25,039	84,961	77%
Maint & Repair -Roads & Bridges	2,634,000	2,634,000	1,113,215	1,520,785	58%
Professional Services	70,000	70,000	47,378	22,622	32%
Reserve Apropriation	100,000	100,000	-	100,000	100%
Other Services & Charges	92,299	92,299	59,774	32,525	35%
Other Expense	9,300	9,300	8,082	1,218	13%
Travel	6,000	6,000	1,042	4,958	83%
Capital Outlay	527,604	527,604	477,489	50,115	9%
Operating Transfers-Out	16,080	16,080	16,080	-	0%
<b>Subtotal - Road &amp; Bridge</b>	<b>\$ 8,221,397</b>	<b>\$ 8,221,397</b>	<b>\$ 4,865,325</b>	<b>\$ 3,356,072</b>	<b>41%</b>
<b><u>Engineering</u></b>					
Salaries	\$ 407,904	\$ 407,904	\$ 255,750	\$ 152,154	37%
Salary - Department Head	69,047	69,047	55,768	13,279	19%
Employee Benefits	177,178	177,178	134,233	42,945	24%
Other Personnel Expense	13,800	13,800	8,303	5,497	40%
Office Expense & Supplies	7,550	7,550	1,579	5,971	79%
Maint & Repair -Equip &	3,000	5,000	2,716	2,284	46%
Gasoline / Fuel	3,000	5,000	3,455	1,545	31%
Professional Services	22,966	18,966	6,008	12,958	68%
Other Services & Charges	12,405	12,405	11,254	1,151	9%
Travel	4,300	4,300	-	4,300	100%
Travel	4,000	4,000	1,315	2,685	67%
Capital Outlay	8,000	8,000	4,995	3,005	38%
<b>Subtotal Engineering</b>	<b>\$ 733,150</b>	<b>\$ 733,150</b>	<b>\$ 485,374</b>	<b>\$ 247,776</b>	<b>34%</b>
Road & Bridge Operating Net	<b>\$ 7,488,247</b>	<b>\$ 7,488,247</b>	<b>\$ 4,379,951</b>	<b>\$ 3,108,296</b>	
<b><u>Road Right of Way</u></b>					
Professional Services	\$ -	\$ -	\$ -	\$ -	0%
Other Services & Charges	127,666	127,666	-	127,666	100%
<b>Subtotal - Road Right of Way</b>	<b>\$ 127,666</b>	<b>\$ 127,666</b>	<b>\$ -</b>	<b>\$ 127,666</b>	<b>100%</b>
Total Expenditures Road & Bridge	<b>\$ 9,082,213</b>	<b>\$ 9,082,213</b>	<b>\$ 5,350,699</b>	<b>\$ 3,731,514</b>	<b>41%</b>

**Nueces County, Texas**  
**Comparison of Current Year to Prior Year Expenditures**  
**Road and Bridge Fund**  
**July 2018 vs July 2019**

<b><u>Road &amp; Bridge</u></b>	2018 - 19 Fiscal Year to Date <u>Actual</u>	2017 - 18 Prior Year to Date <u>Actual</u>	Increase (Decrease)	Current to Prior Year Percentage Change
Salaries	\$ 2,011,550	\$ 2,038,315	\$ (26,764)	-1.3%
Employee benefits	992,265	992,882	(616)	-0.1%
Other Personnel Expense	16,936	19,654	(2,719)	-13.8%
Office Expense & Supplies	16,319	23,855	(7,536)	-31.6%
Telephone & Utilities	39,489	50,632	(11,143)	-22.0%
Maintenance & Repair	1,640,722	2,937,169	(1,296,447)	-44.1%
Professional Services	53,385	52,738	647	1.2%
Other Services & Charges	71,028	75,113	(4,085)	-5.4%
Other Expense	8,082	7,642	440	5.8%
Travel	2,357	4,838	(2,481)	-51.3%
Capital Outlay	482,484	588,585	(106,101)	-18.0%
Transfer to Other Funds	16,080	-	16,080	0.0%
<b>Total Expenditures Road &amp; Bridge</b>	<b>\$ <u>5,350,699</u></b>	<b>\$ <u>6,791,424</u></b>	<b>\$ <u>(1,440,725)</u></b>	<b>-21.2%</b>

**Nueces County, Texas**  
**Statement of Expenditures Budget to Actual**  
**Inland and Coastal Parks Fund**  
**July 31, 2019**

	Original FY 2018/19 Budget	Adjusted FY 2018/19 Budget	Year to Date Activity	Remaining Balance	Percent of Budget Available
<b><u>Inland Parks</u></b>					
Salaries	\$ 733,461	\$ 733,461	\$ 539,010	\$ 194,451	26.5%
Employee Benefits	346,461	346,461	305,819	40,642	11.7%
Office Expense & Supplies	15,531	15,531	13,126	2,405	15.5%
Telephone & Utilities	197,520	197,520	116,751	80,769	40.9%
Maint & Repair - Equip & Veh	50,000	70,000	71,389	(1,389)	-2.0%
Gasoline/Fuel	55,000	55,000	40,126	14,874	27.0%
Maint & Repair - Bldg & Grounds	223,499	203,499	57,810	145,689	71.6%
Professional Services	5,000	5,000	1,755	3,245	64.9%
Other Services & Charges	39,712	39,712	27,672	12,040	30.3%
Other Expense	1,200	1,200	774	426	35.5%
Travel	500	500	-	500	100.0%
Capital Outlay	164,734	164,734	84,300	80,434	48.8%
<b>Total Expenditures - Inland Parks</b>	<b>\$ 1,832,618</b>	<b>\$ 1,832,618</b>	<b>\$ 1,258,533</b>	<b>\$ 574,085</b>	<b>31.3%</b>
<b><u>Coastal Parks</u></b>					
Salaries	\$ 821,405	\$ 821,405	\$ 516,382	\$ 305,023	37.1%
Employee Benefits	302,713	302,713	241,679	61,034	20.2%
Other Personnel Expense	-	-	-	-	0.0%
Office Expense & Supplies	22,300	29,200	24,467	4,733	16.2%
Telephone & Utilities	585,000	585,000	324,278	260,722	44.6%
Maint & Repair - Equip & Veh	30,000	60,000	39,386	20,614	34.4%
Gasoline/Fuel	38,428	38,428	14,734	23,694	61.7%
Maint & Repair - Bldg & Grounds	194,000	194,000	112,034	81,966	42.3%
Professional Services	70,000	40,000	570	39,430	98.6%
Special Personnel Services	4,900	4,900	1,400	3,500	71.4%
Other Services & Charges	348,378	348,378	225,523	122,855	35.3%
Other Expense	88,325	88,325	20,257	68,068	77.1%
Travel	4,000	4,000	2,149	1,851	46.3%
Capital Outlay	56,565	49,665	30,153	19,512	39.3%
<b>Subtotal - Coastal Parks</b>	<b>\$ 2,566,014</b>	<b>\$ 2,566,014</b>	<b>\$ 1,553,012</b>	<b>\$ 1,013,002</b>	<b>39.5%</b>
<b><u>Beach Improvements</u></b>					
Salaries	\$ 40,000	\$ 33,000	\$ -	\$ 33,000	100.0%
Maint & Repair - Equip & Veh	20,000	20,000	-	20,000	100.0%
Maint & Repair - Bldg & Grounds	20,000	20,000	2,404	17,596	88.0%
Professional Services	20,000	27,000	24,500	2,500	9.3%
Contingency Appropriations	128,186	128,186	-	128,186	100.0%
<b>Subtotal - Beach Improvements</b>	<b>\$ 228,186</b>	<b>\$ 228,186</b>	<b>\$ 26,904</b>	<b>\$ 201,282</b>	<b>88.2%</b>
<b><u>Pier Fund</u></b>					
Salaries	\$ 81,767	\$ 81,767	\$ 31,260	\$ 50,507	61.8%
Employee Benefits	6,825	6,825	2,521	4,304	63.1%
Telephone & Utilities	3,500	3,500	2,822	678	19.4%
Maint & Repair Bldg & Grounds	3,500	3,500	2,283	1,217	34.8%
Other Services & Charges	1,000	1,000	314	686	68.6%
Transfer to Other Funds	200,000	200,000	505,000	(305,000)	-152.5%
<b>Subtotal - Pier Fund</b>	<b>\$ 296,592</b>	<b>\$ 296,592</b>	<b>\$ 544,200</b>	<b>\$ (247,608)</b>	<b>-83.5%</b>
<b>Total Expenditures - Coastal Parks</b>	<b>\$ 3,090,792</b>	<b>\$ 3,090,792</b>	<b>\$ 2,124,117</b>	<b>\$ 966,675</b>	<b>31.3%</b>

**Nueces County, Texas**  
**Comparison of Current Year to Prior Year Expenditures**  
**Inland and Coastal Parks Fund**  
**July 2018 vs July 2019**

	2018 - 19 Fiscal Year to Date Activity	2017 - 18 Prior Year to Date Activity	Increase (Decrease)	Current to Prior Year Percentage Change
<b><u>Inland Parks</u></b>				
Salaries	\$ 539,010	\$ 520,526	\$ 18,484	4%
Employee Benefits	305,819	288,020	17,799	6%
Office Expense & Supplies	13,126	9,480	3,646	38%
Telephone & Utilities	116,751	130,761	(14,010)	-11%
Maintenance & Repair	129,199	168,941	(39,742)	-24%
Gasoline/Fuel	40,126	41,684	(1,559)	-4%
Professional Services	1,755	6,665	(4,910)	-74%
Other Services & Charges	27,672	31,794	(4,122)	-13%
Other Expense	774	862	(88)	-10%
Capital Outlay	84,300	50,186	34,114	68%
<b>Total Expenditures - Inland Parks</b>	<b>\$ 1,258,533</b>	<b>\$ 1,248,920</b>	<b>\$ 9,613</b>	<b>1%</b>
<b><u>Coastal Parks</u></b>				
Salaries	\$ 516,382	\$ 567,497	\$ (51,115)	-9%
Employee Benefits	241,679	256,812	(15,133)	-6%
Other Personnel Expense	-	5,234	(5,234)	-100%
Office Expense & Supplies	24,467	19,693	4,774	24%
Telephone & Utilities	324,278	317,432	6,846	2%
Maintenance & Repair	166,155	183,141	(16,986)	-9%
Professional Services	570	18,377	(17,807)	-97%
Special Personnel Services	1,400	-	1,400	0%
Other Services & Charges	225,523	183,737	41,786	23%
Other Expense	20,257	19,430	827	4%
Travel	2,149	357	1,792	503%
Capital Outlay	30,153	2,650	27,503	1038%
<b>Subtotal - Coastal Parks</b>	<b>\$ 1,553,012</b>	<b>\$ 1,574,360</b>	<b>\$ (21,348)</b>	<b>-1%</b>
<b><u>Beach Improvements</u></b>				
Maint & Repair	\$ 2,404	\$ 14,991	\$ (12,587)	-84%
Professional Services	24,500	35,000	(10,500)	-30%
<b>Subtotal - Beach Improvements</b>	<b>\$ 26,904</b>	<b>\$ 49,991</b>	<b>\$ (23,087)</b>	<b>-46%</b>
<b><u>Pier Fund</u></b>				
Salaries	\$ 31,260	\$ 48,190	\$ (16,930)	-35%
Employee Benefits	2,521	3,888	(1,367)	-35%
Telephone & Utilities	2,822	2,320	502	22%
Maint & Repair Bldg & Grounds	2,283	673	1,610	239%
Other Services & Charges	314	1,203	(889)	-74%
<b>Subtotal - Pier Fund</b>	<b>\$ 544,200</b>	<b>\$ 56,274</b>	<b>\$ 487,926</b>	<b>867%</b>
<b>Total Expenditures Coastal Parks</b>	<b>\$ 2,124,117</b>	<b>\$ 1,680,625</b>	<b>\$ 443,491</b>	<b>26%</b>



**Nueces County, Texas**  
**Statement of Expenditures Budget to Actual**  
**Airport Fund**  
**July 31, 2019**

	Original FY 2018/19 Budget	Adjusted FY 2018/19 Budget	Year to Date Activity	Balance	Percent of Budget Available
<b>Airport</b>					
Salaries	\$ 41,202	\$ 41,202	\$ 33,281	\$ 7,921	19.2%
Employee Benefits	17,211	17,211	15,201	2,010	11.7%
Office Expense & Supplies	4,500	7,574	7,263	311	4.1%
Telephone & Utilities	35,248	35,248	15,335	19,913	56.5%
Maintenance & Repair - Equipment & Vehicles	4,100	700	-	700	100.0%
Gasoline/Fuel	3,000	1,000	-	1,000	100.0%
Maintenance & Repair - Bldg & Grounds	29,109	39,509	24,347	15,162	38.4%
Professional Services	9,785	4,785	2,767	2,018	42.2%
Contingency Appropriations	31,364	28,290	-	28,290	100.0%
Other Services & Charges	6,788	6,788	4,600	2,188	32.2%
Other Expense	1,531	1,531	998	533	34.8%
Travel	2,000	2,000	1,127	873	43.6%
Transfer to Other Funds	50,000	50,000	20,339	29,661	59.3%
<b>Total Expenditures Airport</b>	<b>\$ 235,838</b>	<b>\$ 235,838</b>	<b>\$ 125,259</b>	<b>\$ 110,579</b>	<b>46.9%</b>

**Nueces County, Texas**  
**Comparison of Current Year to Prior Year Expenditures**  
**Airport Fund**  
**July 2018 vs July 2019**

	2018 - 19 Fiscal Year to Actual	2017 - 18 Prior Year to Actual	Increase (Decrease)	Current to Prior Year Percentage Change
<b>Airport</b>				
Salaries	\$ 33,281	\$ 32,626	\$ 655	2.0%
Employee Benefits	15,201	14,909	293	2.0%
Office Expense & Supplies	7,263	244	7,019	2877.6%
Telephone & Utilities	15,335	15,014	321	2.1%
Maintenance & Repair - Bldg & Grounds	24,347	14,233	10,114	71.1%
Professional Services	2,767	4,678	(1,911)	-40.8%
Other Services & Charges	4,600	5,362	(762)	-14.2%
Other Expense	998	1,134	(137)	-12.0%
Travel	1,127	379	748	197.5%
Transfer to Other Funds	20,339	20,783	(444)	-2.1%
<b>Total Expenditures Airport</b>	<b>\$ 125,259</b>	<b>\$ 109,361</b>	<b>\$ 15,898</b>	<b>14.5%</b>

**Nueces County, Texas**  
**Commissioners Court – Special Revenue**  
**July 31, 2019**

	Original FY 2018/19 Budget	Adjusted FY 2018/19 Budget	Year to Date Activity	Available Balance
<b><u>County Judge - Department 0136</u></b>				
5220 Food & Kitchen Expense	\$ -	\$ -	\$ 825	\$ (825)
5350 Contingency Appropriation	425,069	402,002	-	402,002
5410 Other Services & Charges	20,000	35,077	15,000	20,077
5443 Inter-Local Agreements	-	-	9,600	(9,600)
5610 Capital Outlay	-	7,990	-	7,990
Total Expenditures	<b>\$ 445,069</b>	<b>\$ 445,069</b>	<b>\$ 25,425</b>	<b>\$ 419,644</b>
<b><u>Commissioner Precinct 1 - Department 1387</u></b>				
5350 Contingency Appropriation	\$ 365,763	\$ 356,163	\$ -	\$ 356,163
5410 Other Services & Charges	20,000	29,600	6,500	23,100
5443 Inter-Local Agreements	-	-	9,600	(9,600)
Total Expenditures	<b>\$ 385,763</b>	<b>\$ 385,763</b>	<b>\$ 16,100</b>	<b>\$ 369,663</b>
<b><u>Commissioner Precinct 2 - Department 0137</u></b>				
5240 Maint & Repair-Equip & Vehicle	\$ -	\$ -	\$ 44	\$ (44)
5300 Professional Services Expense	-	810	-	810
5350 Contingency Appropriation	112,334	97,972	-	97,972
5410 Other Services & Charges	20,000	29,600	14,867	14,733
5443 Inter-Local Agreements	-	-	9,600	(9,600)
5610 Capital Outlay	-	3,952	-	3,952
Total Expenditures	<b>\$ 132,334</b>	<b>\$ 132,334</b>	<b>\$ 24,511</b>	<b>\$ 107,823</b>
<b><u>Commissioner Precinct 2 - Department 1300</u></b>				
5350 Contingency Appropriation	\$ 4,204	\$ 3,554	\$ -	\$ 3,554
5680 Non-Capital Outlay <\$5,000	-	650	650	-
Total Expenditures	<b>\$ 4,204</b>	<b>\$ 4,204</b>	<b>\$ 650</b>	<b>\$ 3,554</b>
<b><u>Commissioner Precinct 3 - Department 1388</u></b>				
5230 Telephone & Utilities	\$ -	\$ 4,325	\$ 4,325	\$ -
5260 Maint & Repair-Bldgs & Grounds	-	3,600	3,600	-
5270 Maint & Repair-Roads & Bridges	-	4,200	4,200	-
5300 Professional Services Expense	-	4,500	-	4,500
5305 Administrative & Consultant Fees	-	-	4,500	(4,500)
5350 Contingency Appropriation	392,975	366,750	-	366,750
5410 Other Services & Charges	20,000	29,600	16,381	13,219
5443 Inter-Local Agreements	-	-	9,600	(9,600)
Total Expenditures	<b>\$ 412,975</b>	<b>\$ 412,975</b>	<b>\$ 42,606</b>	<b>\$ 370,369</b>
<b><u>Commissioner Precinct 4 - Department 0138</u></b>				
5260 Maint & Repair-Bldgs & Grounds	\$ -	\$ 20,000	\$ 5,020	\$ 14,980
5270 Maint & Repair-Roads & Bridges	-	-	715	(715)
5300 Professional Services Expense	-	5,810	-	5,810
5350 Contingency Appropriation	216,506	166,154	-	166,154
5410 Other Services & Charges	20,000	32,600	25,729	6,871
5443 Inter-Local Agreements	-	-	9,600	(9,600)
5610 Capital Outlay	-	11,942	-	11,942
Total Expenditures	<b>\$ 236,506</b>	<b>\$ 236,506</b>	<b>\$ 41,064</b>	<b>\$ 195,442</b>
Total	<b>\$ 1,616,851</b>	<b>\$ 1,616,851</b>	<b>\$ 150,356</b>	<b>\$ 1,466,495</b>

**Nueces County, Texas**  
**Commissioners Court - Diabetes Funds**  
**For the 10 Months Ended July 31, 2019**

County Judge Diabetic Fund - Project 511005		
	FY18-19 Appropriations	\$ 10,000
5221	Food & Edibles	(2,474)
5542	Travel, Food & Lodging	<u>(584)</u>
	Total Diabetes Expenses	<u>(3,058)</u>
	Available Balance	<u>\$ 6,942</u>
Commissioner Precinct 1 - Project 511001		
	FY18-19 Appropriations	<u>\$ 10,000</u>
	Total Diabetes Expenses	<u>(6,000)</u>
	Available Balance	<u>\$ 4,000</u>
Commissioner Precinct 2 - Project 511002		
	FY18-19 Appropriations	\$ 10,000
5221	Food & Edible Items	(70)
5428	Contract Services-Other	(154)
5433	Educational & Demo Supplies	(301)
5443	Interlocal Agreement	<u>(6,700)</u>
	Total Diabetes Expenses	<u>(7,225)</u>
	Available Balance	<u>\$ 2,775</u>
Commissioner Precinct 3 - Project 511003		
	FY18-19 Appropriations	\$ 10,000
5427	Clinical & Hygienic Supplies	(10)
5443	Interlocal Agreement	(5,000)
5453	Recreation Supplies	(506)
5487	Other Outside Agencies	<u>(1,050)</u>
	Total Diabetes Expenses	<u>(6,566)</u>
	Available Balance	<u>\$ 3,434</u>
Commissioner Precinct 4 - Project 511004		
	FY18-19 Appropriations	\$ 10,000
	Total Diabetes Expenses	<u>-</u>
	Available Balance	<u>\$ 10,000</u>
	<b>Total Annual Diabetes Fund</b>	<b>\$ 50,000</b>
	<b>Total Year-to-Date Expenses</b>	<b><u>(22,849)</u></b>
	<b>Available Balance</b>	<b><u>\$ 27,151</u></b>

**Nueces County, Texas**  
**Commissioners Court - RTA Funds**  
**July 31, 2019**

Project Code	Description	Adjusted Budget	Prior Years Expenditure	Current Year Expenditure	Current Encumbrance	RTA Budget Balance
<b>County Judge</b>						
130900	County Judge	109,864	25,000	-	-	84,864
	County Judge	<u>109,864</u>	<u>25,000</u>	<u>-</u>	<u>-</u>	<u>84,864</u>
<b>Commissioner Precinct 1</b>						
130901	Commissioner Precinct	169,667	-	-	-	169,667
	Commissioner Precinct	<u>169,667</u>	<u>-</u>	<u>-</u>	<u>-</u>	<u>169,667</u>
<b>Commissioner Precinct 2</b>						
130902	Commissioner Precinct	82,071	-	-	-	82,071
	Commissioner Precinct	<u>82,071</u>	<u>-</u>	<u>-</u>	<u>-</u>	<u>82,071</u>
<b>Commissioner Precinct 3</b>						
130903	Commissioner Precinct	135,851	24,245	47,380	-	64,226
	Commissioner Precinct	<u>135,851</u>	<u>24,245</u>	<u>47,380</u>	<u>-</u>	<u>64,226</u>
<b>Commissioner Precinct 4</b>						
130904	Commissioner Precinct	139,939	-	10,956	-	128,983
	Commissioner Precinct	<u>139,939</u>	<u>-</u>	<u>10,956</u>	<u>-</u>	<u>128,983</u>
<b>Total RTA Funds</b>		<u>637,392</u>	<u>49,245</u>	<u>58,336</u>	<u>-</u>	<u>529,811</u>

# **SCHEDULES**

(Unaudited)

**Nueces County, Texas**  
**Statement of Transfers In and Out by Fund**  
**July 31, 2019**

	<u>Transfers In</u>	<u>Transfers Out</u>
<b><u>I &amp; S Debt Service Fund</u></b>		
Special Revenue Fund	630,000	-
<b><u>General Fund</u></b>		
Airport Fund	-	63,800
Capital Projects Fund	-	200,000
Coastal Parks Fund	-	417,000
Inland Park Fund	-	1,642,216
Main Grant Fund	-	34,383
Road Fund	-	135,841
Special Revenue Fund	40,000	2,201,142
Stadium Fairgrnds	-	1,180,000
<b><u>Road Fund</u></b>		
Airport Fund	-	16,080
Capital Projects Fund	500,000	-
General Fund	135,841	-
<b><u>Special Revenue Fund</u></b>		
Debt Srvc Fund (I&S)	-	630,000
General Fund	2,176,142	40,000
Main Grant Fund	64,304	19,118
Special Revenue Fund	36,730	11,730
<b><u>Stadium/Fairgrounds Fund</u></b>		
General Fund	1,180,000	-
<b><u>Airport Fund</u></b>		
General Fund	63,800	-
Main Grant Fund	-	20,339
Road Fund	16,080	-
<b><u>Inland Parks Fund</u></b>		
General Fund	1,642,216	-
<b><u>Coastal Parks Fund</u></b>		
Capital Projects	500,000	-
Coastal Parks Fund	-	505,000
General Fund	417,000	-
Inland Park Fund	505,000	-
<b><u>Capital Projects Fund</u></b>		
Coastal Parks Fund	-	500,000
General Fund	200,000	-
Main Grant Fund	-	11,347
Road Fund	-	500,000
<b><u>Main Grant Fund</u></b>		
Airport Fund	20,339	-
Capital Projects	11,347	-
General Fund	34,383	-
Special Revenue Fund	19,118	64,304
<b>Total Financing Uses</b>	<b>\$ 8,192,299</b>	<b>\$ 8,192,299</b>

**Nueces County, Texas**  
**Capital Projects Budget to Actual**  
**July 31, 2019**

<u>Project Code</u>	<u>Description</u>	<u>Adjusted Project Budget</u>	<u>Prior Years Expenditures</u>	<u>Current Year Expenditures</u>	<u>Capital Project Budgets Balance</u>
<b>County Judge</b>					
19193000	Airport Improvements	\$ 1,559,285	\$ 57,478	\$ -	\$ 1,501,807
19193001	Airport Terminal Building	913,507	900,507	3,000	10,000
19193002	Airport Apron Expansion	527,209	43,000	500,927	(16,719)
19213000	County Judge	650,000	-	-	650,000
19010500	Capital Project Fund (Co Judge)	260,383	146,812	-	113,571
19010501	Juvenile Prob Facility Repair	100,000	77,250	-	22,750
	<b>County Judge</b>	<u>\$ 4,010,383</u>	<u>\$ 1,225,047</u>	<u>\$ 503,927</u>	<u>\$ 2,281,409</u>
<b>Commissioner Precinct 1</b>					
19152502	Precinct 1 Channel Maintenance	\$ 499,081	\$ 440,118	\$ -	\$ 58,963
19176001	Commissioner Pct 1 Unallocated	61,191	-	-	61,191
19194000	Commissioner Pct 1	70,906	-	-	70,906
19194002	LBasell Youth Sports Complex	1,000,000	689,667	-	310,333
19214000	Commissioner Pct 1	437,337	-	-	437,337
19214001	Haven Park	125,000	49,492	65,789	9,719
19010600	Capital Project Fund (Pct 1)	350,000	130,929	6,927	212,144
	<b>Commissioner Precinct 1</b>	<u>\$ 2,543,515</u>	<u>\$ 1,310,206</u>	<u>\$ 72,716</u>	<u>\$ 1,160,593</u>
<b>Commissioner Precinct 2</b>					
19010700	Capital Project Fund (Pct. 2)	\$ 371,110	\$ 125,015	\$ -	\$ 246,095
19152503	Precinct II Channel Maint	265,568	236,986	-	28,582
19195001	Bishop Fire Station Renovation	329,222	304,535	400	24,287
19195002	Amistad Veterans Memorial Park	250,000	185,064	-	64,936
19195003	Bishop Library Renovations	368,337	358,462	-	9,875
19195004	Bishop Senior Center Improveme	252,441	199,144	-	53,297
19195005	Petronila Retention Pond	750,000	3,083	12,769	734,148
19195006	Road Improvements	1,050,000	8,894	146,270	894,837
19215000	Commissioner Pct 2	1,000,000	-	34,305	965,695
	<b>Commissioner Precinct 2</b>	<u>\$ 4,636,678</u>	<u>\$ 1,421,182</u>	<u>\$ 193,744</u>	<u>\$ 3,021,752</u>
<b>Commissioner Precinct 3</b>					
19152504	Prcet III Channel Maintenance	\$ 734,617	\$ 688,154	\$ -	\$ 46,463
19196000	Commissioner Pct 3	3,797	-	-	3,797
19196002	CR 36 Improvments	1,707,724	1,658,819	-	48,905
19216000	Commissioner Pct 3	701,833	-	-	701,833
19010800	Capital Project Fund (Pct 3)	350,000	-	-	350,000
	<b>Commissioner Precinct 3</b>	<u>\$ 3,497,972</u>	<u>\$ 2,346,973</u>	<u>\$ -</u>	<u>\$ 1,150,999</u>

**Nueces County, Texas**  
**Capital Projects Budget to Actual**  
**July 31, 2019**

<u>Project Code</u>	<u>Description</u>	<u>Adjusted Project Budget</u>	<u>Prior Years Expenditures</u>	<u>Current Year Expenditures</u>	<u>Capital Project Budgets Balance</u>
<b>Commissioner Precinct 4</b>					
19150101	Coastal Parks Unallocated	\$ 138,426	\$ -	\$ -	\$ 138,426
19197000	Commissioner Pct 4	1,094,966	-	-	1,094,966
19197001	I.B. Magee Park	204,331	204,331	-	-
19197002	Padre Balli Park Imp (15)	1,156,203	1,156,203	-	-
19197005	Parker Pool-Flour Bluff	175,000	-	119,395	55,605
19197006	London County Park	450,000	-	-	450,000
19210006	Padre Balli Park Imp (16)	150,000	150,000	-	-
19217000	Commissioner Pct 4	904,557	-	-	904,557
19010400	Road Dist IV Projects	5,674,438	2,902,725	1,000,000	1,771,713
19010401	I.B. Magee Park	1,800,000	63,291	28,081	1,708,627
19010402	Padre Balli Park Imp (15)	481,170	323,573	3,618	153,980
19010900	Capital Project Fund (Pct 4)	350,000	200,000	-	150,000
	<b>Commissioner Precinct 4</b>	<u>\$ 12,579,091</u>	<u>\$ 5,000,124</u>	<u>\$ 1,151,094</u>	<u>\$ 6,427,873</u>
<b>Fairgrounds Upgrades &amp; Repairs</b>					
19013800	Arena HVAC System	\$ 750,000	\$ 639,572	\$ 15,634	\$ 94,794
	<b>Fairgrounds Upgrades &amp; Repairs</b>	<u>\$ 750,000</u>	<u>\$ 639,572</u>	<u>\$ 15,634</u>	<u>\$ 94,794</u>
<b>Main Jail Renovations</b>					
19013100	Jail Water Pump	\$ 25,000	\$ 7,200	\$ -	\$ 17,800
19014500	Sheriff / Jail Fence & Gate	50,000	-	29,975	20,025
	<b>Main Jail Renovations</b>	<u>\$ 75,000</u>	<u>\$ 7,200</u>	<u>\$ 29,975</u>	<u>\$ 37,825</u>
<b>McKenzie Jail Renovations</b>					
19174012	McKinzie Annex Dormitories	\$ 180,000	\$ 178,257	\$ -	\$ 1,743
19174013	McKinzie Annex Fire Alarm	450,000	23,633	422,555	3,813
	<b>McKenzie Jail Renovations</b>	<u>\$ 630,000</u>	<u>\$ 201,890</u>	<u>\$ 422,555</u>	<u>\$ 5,555</u>
<b>County Auditor</b>					
19216001	Berlanga FEMA Repairs	\$ 298,167	\$ 298,167	\$ -	\$ -
	<b>County Auditor</b>	<u>\$ 298,167</u>	<u>\$ 298,167</u>	<u>\$ -</u>	<u>\$ -</u>



**Nueces County, Texas**  
**Capital Projects Budget to Actual**  
**July 31, 2019**

<u>Project Code</u>	<u>Description</u>	<u>Adjusted Project Budget</u>	<u>Prior Years Expenditures</u>	<u>Current Year Expenditures</u>	<u>Capital Project Budgets Balance</u>
<b>Information Technology Systems</b>					
19170004	Jail Management (07)	\$ 265,518	\$ 265,518	\$ -	\$ -
19178001	Case Management System	5,735,000	5,679,930	-	55,070
19178003	ONESolution Add-On Modules	657,582	657,582	-	-
19178005	Website System Upgrade	295,000	153,735	19,000	122,265
19178019	IP Telephone System	1,350,765	900,260	168,314	282,191
19178020	IT Equip-BladeServ,SAN,Switch	665,000	664,745	-	255
19218000	IT Unalloc ated (16)	727	-	-	727
19218002	Dist. Clerk Redaction	150,000	-	-	150,000
19218003	Social Service Mgmt Software	110,000	106,455	-	3,545
19218004	Tax Office Queueing System	100,000	-	-	100,000
19218005	Jail Management (16)	1,330,000	1,223,087	-	106,913
19218006	IT Switch Upgrade	150,000	16,428	-	133,572
19218007	Laserfiche Conversion	101,509	-	13,336	88,173
19218008	Replace Server	70,000	-	-	70,000
19218009	Network Awareness Software	95,000	34,177	-	60,823
19218010	NeoGov HR Software Agreement	56,963	-	56,963	-
19228000	IT Unallocated (17)	50,000	-	-	50,000
19228001	IT Cloud	350,000	304,608	-	45,392
	<b>Information Technology Systems</b>	<b>\$ 11,533,064</b>	<b>\$ 10,006,525</b>	<b>\$ 257,613</b>	<b>\$ 1,268,927</b>
<b>McKinzie Projects</b>					
19170003	McKinzie Annex Expansion (07)	\$ 100,000	\$ 100,000	\$ -	\$ -
19191000	McKinzie Annex Expansion (15)	2,229,716	1,822,761	203,467	203,487
19210003	McKinzie Annex Expansion (16)	225,050	200,000	-	25,050
19210008	McKinzie Annex Fire Alarm (16)	828,154	-	180,212	647,943
	<b>McKinzie Projects</b>	<b>\$ 3,382,921</b>	<b>\$ 2,122,761</b>	<b>\$ 383,679</b>	<b>\$ 876,480</b>

**Nueces County, Texas**  
**Capital Projects Budget to Actual**  
**July 31, 2019**

<u>Project Code</u>	<u>Description</u>	<u>Adjusted Project Budget</u>	<u>Prior Years Expenditures</u>	<u>Current Year Expenditures</u>	<u>Capital Project Budgets Balance</u>
<b>ADA Improvements</b>					
19013700	ADA Upgrades	\$ 230,000	\$ 222,355	\$ -	\$ 7,645
19190005	Hilltop/Bill Bode ADA Imp (15)	94,258	92,808	1,450	-
19192000	ADA Improvements	2,489,031	1,676,063	97,164	715,803
19192001	Bishop Bldg ADA Imp	176,644	37,450	-	139,194
19192002	Banquete Bldg ADA Imp	129,820	-	-	129,820
19192003	Berlanga Bldg ADA Imp	110,247	-	-	110,247
19212000	ADA Improvements	-	-	-	-
19212001	Courthouse ADA Improvements	4,244,883	4,389	2,150	4,238,344
19212002	Hilltop/Bill Bode Bldg ADA Imp	1,593,649	1,201,411	265,975	126,263
19212004	Polston Bldg ADA Imp	291,802	-	-	291,802
19212006	Robstown Comm ADA Imp	221,568	-	-	221,568
19212010	Bishop Comm ADA Imp	109,820	15,403	-	94,417
19222000	ADA Unallocated	1,000,000	-	-	1,000,000
	<b>ADA Improvements</b>	<u>\$ 10,691,722</u>	<u>\$ 3,249,880</u>	<u>\$ 366,740</u>	<u>\$ 7,075,103</u>
<b>Airport Projects</b>					
19011600	Airport Hangars	\$ 658,156	\$ 655,088	\$ -	\$ 3,068
	<b>Airport Projects</b>	<u>\$ 658,156</u>	<u>\$ 655,088</u>	<u>\$ -</u>	<u>\$ 3,068</u>
<b>Road Bridge &amp; Drainage</b>					
19219000	Road, Bridge & Drainage	\$ 1,000,000	\$ 10,781	\$ -	\$ 989,219
19229000	R&B Unallocated	200,000	-	-	200,000
	<b>Road Bridge &amp; Drainage</b>	<u>\$ 1,200,000</u>	<u>\$ 10,781</u>	<u>\$ -</u>	<u>\$ 1,189,219</u>

**Nueces County, Texas**  
**Capital Projects Budget to Actual**  
**July 31, 2019**

<u>Project Code</u>	<u>Description</u>	<u>Adjusted Project Budget</u>	<u>Prior Years Expenditures</u>	<u>Current Year Expenditures</u>	<u>Capital Project Budgets Balance</u>
<b>Buildings &amp; Facilities</b>					
19151126	Records Warehouse HVAC	53,575	-	-	53,575
19171001	IT Data Center Condenser (07)	78,703	-	78,703	-
19211000	Building & Facility Renovation	93,730	-	-	93,730
19211001	Courthouse Skylight Replace	71,846	-	-	71,846
19211003	Waco St - Emergency Gen	1,000,000	138,608	4,420	856,973
19211004	Hilltop Roof Replacement	1,400,000	69,700	1,200	1,329,100
19211005	Robstown Comm. Center Reparis	65,000	-	-	65,000
19211006	Berlanga Bldg Repair	55,000	-	-	55,000
19211008	METASYS System	90,000	80,366	-	9,634
19211014	Web Based Control HVAC	300,000	186,216	91,232	22,552
19211015	5th Floor Courthouse HVAC	46,400	-	46,400	-
19211016	IT Data Center Condenser (16)	30,735	-	26,772	3,963
19013621	JP 2-1 Bldg Renovation	100,000	91,661	709	7,630
19014200	Sr Comm Services (Roof)	35,000	27,450	-	7,550
19014300	Berlanga Sr Bldg (Repairs)	50,000	6,194	-	43,806
19014400	4-Yard Improvements	200,000	-	2,800	197,200
19014600	Domestic Hot Water Crthse/Jail	24,000	-	24,000	-
<b>Buildings &amp; Facilities</b>		<b>\$ 3,693,988</b>	<b>\$ 600,194</b>	<b>\$ 276,236</b>	<b>\$ 2,817,558</b>

**Nueces County, Texas**  
**Capital Projects Budget to Actual**  
**July 31, 2019**

<u>Project Code</u>	<u>Description</u>	<u>Adjusted Project Budget</u>	<u>Prior Years Expenditures</u>	<u>Current Year Expenditures</u>	<u>Capital Project Budgets Balance</u>
<b>County Parks</b>					
19153322	Hilltop Park Enhancement	\$ 155,021	\$ 112,272	\$ -	\$ 42,749
19221000	Inland Park Repairs Unallocated	266,189	-	-	266,189
19012100	Hazel Bazemore Clean-up	504,059	451,754	-	52,305
	<b>County Parks</b>	<u>\$ 925,269</u>	<u>\$ 564,026</u>	<u>\$ -</u>	<u>\$ 361,243</u>
<b>Individual Projects</b>					
19150100	Unallocated-04 Co Funds	\$ -	\$ -	\$ -	\$ -
19170000	2007 CO's Unallocated	-	-	-	-
191900	2015 Certificate of Obligation	461,446	238,902	-	222,544
191900000	2015 Certificate of Obligation	-	-	-	-
19201000	Harbor Bridge Project	12,000,000	9,000,000	3,000,000	-
19210000	2016 Certificate of Obligation	259,576	259,576	-	-
19220000	2017 CO Unallocated	3,236,718	3,231,260	-	5,459
19010100	Misc Projects	2,073,124	1,215,689	-	857,435
19012700	Major Capital Proj Contingency	826,482	420,241	-	406,241
19012900	Court Proj Sanction Fund	132,662	74,950	-	57,712
19013000	Computers DA, Sheriff & Constable	450,000	446,542	-	3,458
	<b>Individual Projects</b>	<u>\$ 19,440,008</u>	<u>\$ 14,887,159</u>	<u>\$ 3,000,000</u>	<u>\$ 1,552,849</u>
<b>Total Capital Projects</b>		<u>\$ 80,545,933</u>	<u>\$ 44,546,774</u>	<u>\$ 6,673,912</u>	<u>\$ 29,325,247</u>

**Capital Projects Totals by Funding Source**

<u>Project Funding Source</u>	<u>Adjusted Project Budget</u>	<u>Prior Years Expenditures</u>	<u>Current Year Expenditures</u>	<u>Capital Project Budgets Balance</u>
<b>2004 Certificate of Obligation</b>	\$ 1,707,862	\$ 1,477,530	\$ -	\$ 230,332
<b>2007 Certificate of Obligation</b>	9,838,759	8,623,659	688,572	526,528
<b>2015 Certificate of Obligation</b>	17,692,515	9,637,171	1,084,843	6,970,502
<b>2015 State Infrastructure Bond</b>	12,000,000	9,000,000	3,000,000	-
<b>2016 Certificate of Obligation</b>	18,358,306	4,044,255	788,754	13,525,298
<b>2017 Certificate of Obligation</b>	5,102,907	3,535,868	-	1,567,039
<b>General Fund</b>	15,845,584	8,228,291	1,111,743	6,505,549
<b>Total Capital Projects</b>	<u>\$ 80,545,933</u>	<u>\$ 44,546,774</u>	<u>\$ 6,673,912</u>	<u>\$ 29,325,247</u>



**Nueces County**  
**Summary of Revenue Reports**  
For revenue reports received for July 2019



as of August 28, 2019

The monthly revenue reports have been received and proofed by the County Auditor's Office, where they are on file for inspection. The monthly revenue reports are respectfully presented to the Commissioners Court for approval, in accordance with LGC 114.002, 114.043, and 114.044. Reports are considered late after the 25th of the following month.

DEPT.	Last 6 months	Jul-19		LAST REPORT	
		REPORT STATUS	SUBMITTED		
CODE	DEPARTMENT	DEPARTMENT HEAD	% Timely	✓ Received	SUBMITTED
0160	Airport Fund	John Cox	100.00%	✓	
5330	Animal Control	Juan Ramirez	100.00%	✓	
0180	Coastal Management	Scott Cross	100.00%	✓	
1180	County Clerk Collections	Kara Sands	100.00%	✓	
1160	County Clerk Fee Account	Kara Sands	100.00%	✓	
1170	County Clerk Treasury	Kara Sands	100.00%	✓	
3700	County Sheriff - Bond Account	John Hooper	100.00%	✓	
3700	County Sheriff - Civil Account	John Hooper	100.00%	✓	
1324	County Sheriff - Inmate Benefit	John Hooper	100.00%	✓	
3720	County Sheriff - Inmate Trust Account	John Hooper	100.00%	✓	
1329	County Sheriff-Federal Narcotics	John Hooper	100.00%	✓	
3021	CountyClerk School Fund	Kara Sands	100.00%	✓	
1326	District Attorney - Victim Restitution	Mark Gonzalez	83.33%	✓	
3530	District Clerk- Child Support	Anne Lorentzen	83.33%	✓	
3530	District Clerk Fee Operating Account	Anne Lorentzen	66.67%	Not received	Jun-19
3530	District Clerk-Criminal Bond Registry	Anne Lorentzen	83.33%	✓	
3530	District Clerk-Invested Trust Accounts	Anne Lorentzen	83.33%	✓	
3530	District Clerk-Registry Accts.# 1 & 2	Anne Lorentzen	83.33%	✓	
0140	Fairgrounds Stadium	Edward Herrera	100.00%	✓	
1356	Hilltop Community Center	Edward Herrera	100.00%	✓	
3480	Juvenile Probation	Homer Flores	100.00%	✓	
0150	Law Library	Abraham Gonzales, Jr.	100.00%	✓	
3890	Medical Examiner	Dr. Ray Fernandez	100.00%	✓	
1370	Robstown & SanJuan Parks	Edward Herrera	100.00%	✓	
4190	Senior Community Services	Edward Herrera	100.00%	✓	
<b>TAX ASSESSOR-COLLECTOR</b>					
1200	Proration Account	Kevin Kieschnick	83.33%	✓	
1200	Monthly Collected Taxes	Kevin Kieschnick	83.33%	✓	
1200	Gen. Services Account	Kevin Kieschnick	83.33%	✓	
1200	Motor Vehicle Account (2)	Kevin Kieschnick	83.33%	✓	
1200	Property Tax Acct	Kevin Kieschnick	83.33%	✓	
1200	V I T Escrow	Kevin Kieschnick	83.33%	✓	
1200	IRP Funds	Kevin Kieschnick	83.33%	✓	



**Nueces County**  
**Summary of Revenue Reports**  
 For revenue reports received for July 2019



as of August 28, 2019

The monthly revenue reports have been received and proofed by the County Auditor's Office, where they are on file for inspection. The monthly revenue reports are respectfully presented to the Commissioners Court for approval, in accordance with LGC 114.002, 114.043, and 114.044. Reports are considered late after the 25th of the following month.

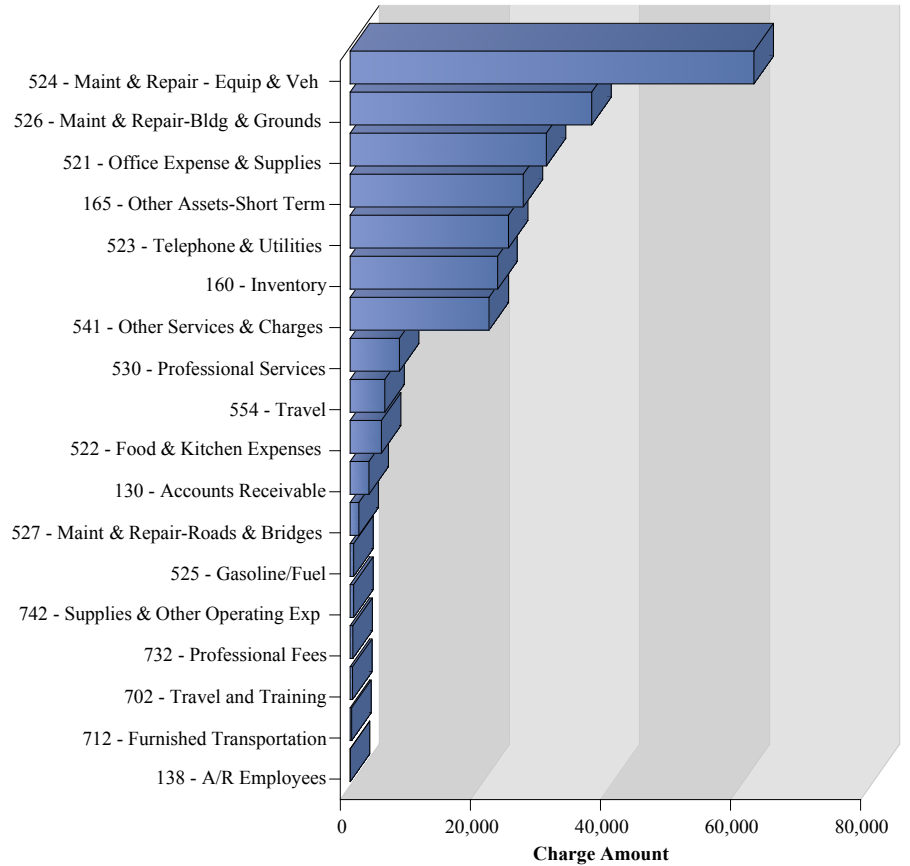
DEPT.			Last 6 months	Jul-19 REPORT STATUS	LAST REPORT
<u>CODE</u>	<u>DEPARTMENT</u>	<u>DEPARTMENT HEAD</u>	<u>% Timely</u>	<u>✓ Received</u>	<u>SUBMITTED</u>
<b>JUSTICES OF THE PEACE</b>					
3600	Precinct 1, Place 1	Judge Joe Benavides	100.00%	✓	
3610	Precinct 1, Place 2	Judge Henry Santana	100.00%	✓	
3613	Precinct 1, Place 3	Judge Robert Balderas	100.00%	✓	
3621	Precinct 2, Place 1	Judge Jo Woosley	100.00%	✓	
3622	Precinct 2, Place 2	Judge Thelma Rodriguez	100.00%	✓	
3630	Precinct 3	Judge Larry Lawrence	100.00%	✓	
3640	Precinct 4	Judge Duncan Neblett, Jr.	100.00%	✓	
3650	Precinct 5-1	Judge Robert Gonzalez	100.00%	✓	
3655	Precinct 5-2	Judge Armando B. Gonzalez, Jr.	100.00%	✓	
<b>CONSTABLES</b>					
3810	Precinct 1	Robert M. Cisneros	100.00%	✓	
3820	Precinct 2	Michell Clark	100.00%	✓	
3830	Precinct 3	Jimmy Rivera	100.00%	✓	
3840	Precinct 4	Robert W. Sherwood	100.00%	✓	
3850	Precinct 5	Fred Flores III	100.00%	✓	

# **Procurement**

(Unaudited)

**Nueces County, Texas**  
**PCard Transaction Totals by Budget Category**  
**All Funds**  
**July 2019**

	Amount
524 - Maint & Repair - Equip & Veh	62,098
526 - Maint & Repair-Bldg & Grounds	37,150
521 - Office Expense & Supplies	30,172
165 - Other Assets-Short Term	26,624
523 - Telephone & Utilities	24,355
160 - Inventory	22,691
541 - Other Services & Charges	21,365
530 - Professional Services	7,583
554 - Travel	5,333
522 - Food & Kitchen Expenses	4,813
130 - Accounts Receivable	2,894
527 - Maint & Repair-Roads & Bridges	1,347
525 - Gasoline/Fuel	549
742 - Supplies & Other Operating Exp	542
732 - Professional Fees	420
702 - Travel and Training	375
712 - Furnished Transportation	239
138 - A/R Employees	24
<b>Total</b>	<b>248,575</b>





**Nueces County, Texas**  
**PCard Transaction Totals by Budget Category, Key Code**  
**All Funds**  
**July 2019**

Budget Category	Key Code	Amount
524 - Maint & Repair - Equip & Veh	5249 - Car Repairs, Supplies & Srvc	21,111.71
	5252 - Heavy Motor Equip & Mach M&R	17,674.41
	5255 - Tools & Supplies	15,177.58
	5254 - Equip Maint. & Repairs	3,105.20
	5248 - Car Accessories	1,504.20
	5257 - Hardware Srvc & Maintenance	1,474.40
	5258 - Radios & Camera Maint & Repair	681.00
	5251 - Office Equip Maint & Repairs	466.46
	5256 - PC Maintenance & Repairs	466.29
	5247 - Car Wash & Cleaning Expense	263.25
	5250 - Shop-Oil,Tires,Antifrz,Filters	173.57
	<b>Total</b>	<b>62,098.07</b>
526 - Maint & Repair-Bldg & Grounds	5268 - Parts, Supplies & Misc	27,509.85
	5265 - Mechanical Systems Repairs	7,320.14
	5261 - Buildings-Maintenance & Repair	1,898.99
	5264 - Landscape & Grounds M&R	420.98
	<b>Total</b>	<b>37,149.96</b>
521 - Office Expense & Supplies	5211 - Office Expenses & Supplies	25,689.96
	5218 - Books, Magzs & Subscriptions	3,144.01
	5215 - Postage Equipment Rentals	651.00
	5217 - Postage & Fed Express	316.01
	5680 - Non Capital Outlay < \$5000	249.99
	5213 - PC Software Programs	121.21
	<b>Total</b>	<b>30,172.18</b>
165 - Other Assets-Short Term	1466 - Prepaid Exps - Ricoh	20,853.05
	1660 - Utility Pre-Payments PCard	4,475.07
	1459 - Prepaid Gulf Coast	1,295.72
	<b>Total</b>	<b>26,623.84</b>
523 - Telephone & Utilities	5237 - Utilities - Direct Clients	16,770.91
	5236 - InterNet Fees-T-1-ISDN	4,221.66
	5238 - TXU Electric Assistance	2,978.77
	5231 - Telephone Utility Expense	289.22
	5239 - Tipping & Dump Fees	78.00
	5229 - Content Streaming Services	15.99
	<b>Total</b>	<b>24,354.55</b>
160 - Inventory	1500 - Inventory - Supplies	22,219.55
	1550 - Inventory - Commodities	471.13
	<b>Total</b>	<b>22,690.68</b>

**Nueces County, Texas**  
**PCard Transaction Totals by Budget Category, Key Code**  
**All Funds**  
**July 2019**

Budget Category	Key Code	Amount
541 - Other Services & Charges	5459 - Transportation of Persons	7,170.18
	5440 - Inmate General Supplies	3,508.29
	5449 - Burial/Cremation Expense	3,384.00
	5442 - Investigation Costs	2,124.80
	5447 - Membrships,Dues,Certifications	1,411.42
	5414 - Advertisemnts & Public Notices	1,309.80
	5467 - Rent/Mortgage Payment	1,094.75
	5438 - General Operating Supplies	1,070.55
	5435 - Equipment Rentals	1,066.95
	5455 - Services - Other	1,013.48
	5437 - Fees & Permits	827.35
	5444 - Law Enforcement Supplies	619.82
	5463 - Wearing Apparel Expenses	578.00
	5433 - Educational & Demo Supplies	296.78
	5424 - Books & Subscriptions Inventory	290.00
	5942 - Notary & Other Bonds	241.49
	5427 - Clinical & Hygienic Supplies	206.99
	5453 - Recreation Supplies	124.99
	5465 - Witness Expenses	-4,974.80
	<b>Total</b>	<b>21,364.84</b>
530 - Professional Services	5302 - Education Registration Fees	4,712.81
	5303 - Medical, Dental, Hospital, Lab	1,051.97
	5311 - Software Srvc & Maintenance	993.40
	5317 - Training Exps-Inhouse, Cntract	428.54
	5314 - Additional Professional Fees	225.00
	5304 - Prescription Drugs	116.31
	5306 - Empl Evals/Testing	55.00
	<b>Total</b>	<b>7,583.03</b>
554 - Travel	5542 - Travel, Food & Lodging	5,343.43
	5541 - Mileage - Local	-10.00
	<b>Total</b>	<b>5,333.43</b>
522 - Food & Kitchen Expenses	5221 - Food & Edible Items	4,670.64
	5222 - Food for Animals	141.92
	<b>Total</b>	<b>4,812.56</b>
130 - Accounts Receivable	1472 - Charge Customer A/R	1,510.95
	1439 - Accounts Rec. Witness Expense	1,312.99
	1410 - Accts Rec-Component Units	70.05
	<b>Total</b>	<b>2,893.99</b>

**Nueces County, Texas**  
**PCard Transaction Totals by Budget Category, Key Code**  
**All Funds**  
**July 2019**

Budget Category	Key Code	Amount
527 - Maint & Repair-Roads & Bridges	5272 - Oil & Other Paving Materials	840.01
	5274 - Parts & Supplies	507.31
	<b>Total</b>	<b>1,347.32</b>
525 - Gasoline/Fuel	5241 - Gasoline-Credit Card & Bulk	549.48
	<b>Total</b>	<b>549.48</b>
742 - Supplies & Other Operating Exp	7421 - Office Expense & Supplies	347.46
	7448 - Educational Supplies	195.00
	<b>Total</b>	<b>542.46</b>
732 - Professional Fees	7328 - Memberships & Dues	420.00
	<b>Total</b>	<b>420.00</b>
702 - Travel and Training	7023 - Lodging	375.16
	<b>Total</b>	<b>375.16</b>
712 - Furnished Transportation	7125 - Wrecker Service	150.00
	7126 - Misc Repairs, Parts & Supplies	81.80
	7127 - Motor Vehicle Passenger	7.50
	<b>Total</b>	<b>239.30</b>
138 - A/R Employees	1418 - A/R - Employees	23.89
	<b>Total</b>	<b>23.89</b>
<b>Total</b>		<b>248,574.74</b>

**Nueces County, Texas**  
**PCard Transaction Totals by Budget Category, Key Code and Department**  
**All Funds**  
**July 2019**

Budget Category	Key Code	Department	Amount	
524 - Maint & Repair - Equip & Veh	5249 - Car Repairs, Supplies & Srves	0120 - Road & Bridge Fund	4,100.95	
		3720 - Jail	3,407.87	
		0170 - Inland Park Fund	3,243.24	
		3700 - County Sheriff	2,849.10	
		3810 - Constable 1	1,868.80	
		3850 - Constable 5	1,585.04	
		3520 - District Attorney	1,166.89	
		2418 - Stonegarden	913.33	
		3830 - Constable 3	764.01	
		0180 - Coastal Parks Department	532.16	
		6210 - Family & Consumer Sciences	317.03	
		1570 - Building Superintendent	177.50	
		5330 - Animal Control	95.80	
		3820 - Constable 2	44.00	
		1270 - County Purchasing	28.99	
		4190 - Senior Community Services	10.00	
		3092 - Vector Control	7.00	
		<b>Total</b>	<b>21,111.71</b>	
		5252 - Heavy Motor Equip & Mach M&R	0120 - Road & Bridge Fund	16,371.45
			3700 - County Sheriff	1,057.46
	0180 - Coastal Parks Department		245.50	
	<b>Total</b>		<b>17,674.41</b>	
	5255 - Tools & Supplies	0120 - Road & Bridge Fund	10,140.31	
		3720 - Jail	1,853.99	
		0170 - Inland Park Fund	1,133.04	
		1590 - Hilltop Facility	785.82	
		1740 - McKenzie Jail Annex	306.90	
		1440 - Ronnie H. Polston Bldg	199.00	
		3700 - County Sheriff	158.93	
		1545 - Keach Library Building	149.00	
		1400 - General Repairs - Building	133.46	
		1540 - Johnny S. Calderon Co. Bldg	129.83	
		1500 - Mechanical Maintenance	119.94	
		3092 - Vector Control	67.36	
		<b>Total</b>	<b>15,177.58</b>	
		5254 - Equip Maint. & Repairs	0170 - Inland Park Fund	2,002.54
	1740 - McKenzie Jail Annex		585.73	
	0120 - Road & Bridge Fund		280.00	

**Nueces County, Texas**  
**PCard Transaction Totals by Budget Category, Key Code and Department**  
**All Funds**  
**July 2019**

Budget Category	Key Code	Department	Amount
524 - Maint & Repair - Equip & Veh	5254 - Equip Maint. & Repairs	1590 - Hilltop Facility	93.80
		3720 - Jail	77.95
		1460 - Robert N. Barnes Juv. Facility	36.00
		1440 - Ronnie H. Polston Bldg	20.00
		1570 - Building Superintendent	9.18
		<b>Total</b>	<b>3,105.20</b>
	5248 - Car Accessories	3520 - District Attorney	919.20
		3700 - County Sheriff	380.00
		3830 - Constable 3	140.00
		3850 - Constable 5	65.00
	<b>Total</b>	<b>1,504.20</b>	
	5257 - Hardware Srvc & Maintenance	1240 - Information Technology	1,474.40
		<b>Total</b>	<b>1,474.40</b>
	5258 - Radios & Camera Maint & Repair	3720 - Jail	681.00
		<b>Total</b>	<b>681.00</b>
	5251 - Office Equip Maint & Repairs	3720 - Jail	466.46
		<b>Total</b>	<b>466.46</b>
	5256 - PC Maintenance & Repairs	0370 - Metropolitan Planning Org	196.41
		1240 - Information Technology	146.00
		3530 - District Clerk	83.98
		1470 - Records Management Department	39.90
		<b>Total</b>	<b>466.29</b>
	5247 - Car Wash & Cleaning Expense	3850 - Constable 5	189.65
		3810 - Constable 1	40.60
		0120 - Road & Bridge Fund	21.00
		6210 - Family & Consumer Sciences	12.00
		<b>Total</b>	<b>263.25</b>
5250 - Shop-Oil,Tires,Antifrz,Filters	0170 - Inland Park Fund	78.97	
	3720 - Jail	66.62	
	0180 - Coastal Parks Department	27.98	
	<b>Total</b>	<b>173.57</b>	
<b>Total</b>		<b>62,098.07</b>	
526 - Maint & Repair-Bldg & Grounds	5268 - Parts, Supplies & Misc	1570 - Building Superintendent	13,527.53
		0180 - Coastal Parks Department	9,549.38
		0170 - Inland Park Fund	1,748.34
		3490 - Juvenile Detention	854.32
		0182 - Pier Funds	607.99
		3492 - Juvenile Justice Post-Adjudica	598.99

**Nueces County, Texas**  
**PCard Transaction Totals by Budget Category, Key Code and Department**  
**All Funds**  
**July 2019**

			Amount	
Budget Category	Key Code	Department		
526 - Maint & Repair-Bldg & Grounds	5268 - Parts, Supplies & Misc	1590 - Hilltop Facility	216.04	
		3720 - Jail	186.64	
		3850 - Constable 5	146.88	
		3700 - County Sheriff	38.74	
		0120 - Road & Bridge Fund	35.00	
		<b>Total</b>	<b>27,509.85</b>	
	5265 - Mechanical Systems Repairs	1570 - Building Superintendent	5,712.61	
		1590 - Hilltop Facility	1,607.53	
		<b>Total</b>	<b>7,320.14</b>	
	5261 - Buildings-Maintenance & Repair	1570 - Building Superintendent	1,448.99	
		2119 - RoutineAirportMaintProg	450.00	
		<b>Total</b>	<b>1,898.99</b>	
	5264 - Landscape & Grounds M&R	1590 - Hilltop Facility	376.51	
		1570 - Building Superintendent	44.47	
		<b>Total</b>	<b>420.98</b>	
	<b>Total</b>			<b>37,149.96</b>
	521 - Office Expense & Supplies	5211 - Office Expenses & Supplies	3720 - Jail	10,431.36
			3520 - District Attorney	2,632.28
			0180 - Coastal Parks Department	2,239.60
			3530 - District Clerk	2,213.89
3480 - Juvenile Probation			1,576.24	
3492 - Juvenile Justice Post-Adjudica			1,066.69	
0170 - Inland Park Fund			801.74	
1121 - CCMGT Support			735.61	
1270 - County Purchasing			594.31	
1200 - Tax Assessor - Collector			521.10	
3610 - Justice of the Peace 1-2			473.90	
1020 - County Commissioner Prec 2			387.25	
1125 - Risk Management			350.87	
4190 - Senior Community Services			222.08	
4110 - Social Services-Administration			185.10	
1901 - General Capital Projects			143.89	
3310 - 28th District Court			135.54	
3850 - Constable 5			130.21	
3621 - Justice of the Peace 2-1			106.08	
1180 - Co Clerk Collections			98.18	
6310 - County Library	85.46			
1470 - Records Management Department	83.20			

**Nueces County, Texas**  
**PCard Transaction Totals by Budget Category, Key Code and Department**  
**All Funds**  
**July 2019**

Budget Category	Key Code	Department	Amount	
521 - Office Expense & Supplies	5211 - Office Expenses & Supplies	3030 - Historical Committee Trust	82.24	
		0120 - Road & Bridge Fund	65.22	
		3840 - Constable 4	64.44	
		1120 - County Judge	50.79	
		5330 - Animal Control	43.90	
		1160 - County Clerk	36.68	
		3700 - County Sheriff	33.15	
		3890 - Medical Examiner	31.19	
		3300 - Court Administration	25.47	
		3830 - Constable 3	23.40	
		3350 - 148th District Court	18.90	
		<b>Total</b>	<b>25,689.96</b>	
		5218 - Books, Magz & Subscriptions	3520 - District Attorney	2,089.00
	1122 - Grants Administration		681.91	
	1250 - County Auditor		324.75	
	3092 - Vector Control		48.35	
	<b>Total</b>		<b>3,144.01</b>	
	5215 - Postage Equipment Rentals	1160 - County Clerk	332.00	
		1270 - County Purchasing	255.00	
		1200 - Tax Assessor - Collector	64.00	
		<b>Total</b>	<b>651.00</b>	
	5217 - Postage & Fed Express	3092 - Vector Control	141.55	
		1130 - County Attorney	87.50	
		6310 - County Library	41.18	
		3530 - District Clerk	16.45	
		1500 - Mechanical Maintenance	12.63	
		0180 - Coastal Parks Department	12.42	
		1570 - Building Superintendent	4.28	
		<b>Total</b>	<b>316.01</b>	
	5680 - Non Capital Outlay < \$5000	2829 - State Aid-Grant A-2829	249.99	
		<b>Total</b>	<b>249.99</b>	
	5213 - PC Software Programs	0370 - Metropolitan Planning Org	108.23	
		1030 - County Commissioner Prec 3	12.98	
		<b>Total</b>	<b>121.21</b>	
	<b>Total</b>		<b>30,172.18</b>	
	165 - Other Assets-Short Term	1466 - Prepaid Exps - Ricoh	1270 - County Purchasing	20,853.05
			<b>Total</b>	<b>20,853.05</b>
		1660 - Utility Pre-Payments PCard	0140 - County Stadium	3,236.43

**Nueces County, Texas**  
**PCard Transaction Totals by Budget Category, Key Code and Department**  
**All Funds**  
**July 2019**

Budget Category	Key Code	Department	Amount
165 - Other Assets-Short Term	1660 - Utility Pre-Payments PCard	0110 - General Fund Administration	567.54
		0160 - Airport Fund Administration	488.50
		0170 - Inland Park Fund	182.60
		<b>Total</b>	<b>4,475.07</b>
	1459 - Prepaid Gulf Coast	1270 - County Purchasing	1,295.72
		<b>Total</b>	<b>1,295.72</b>
	<b>Total</b>		
523 - Telephone & Utilities	5237 - Utilities - Direct Clients	4120 - Direct Social Services	15,385.32
		2170 - Tx Vet Comm Vet Asst	1,338.71
		1350 - CBCF/TXU/EFSP	46.88
		<b>Total</b>	<b>16,770.91</b>
	5236 - InterNet Fees-T-1-ISDN	1240 - Information Technology	3,409.77
		1770 - Sr Community Services Bldgs.	244.75
		5105 - Emergency Management	144.24
		1780 - David Berlanga,Sr. Bldg	122.60
		0370 - Metropolitan Planning Org	115.58
		1570 - Building Superintendent	105.58
		3700 - County Sheriff	79.14
		<b>Total</b>	<b>4,221.66</b>
	5238 - TXU Electric Assistance	1350 - CBCF/TXU/EFSP	2,978.77
		<b>Total</b>	<b>2,978.77</b>
	5231 - Telephone Utility Expense	0370 - Metropolitan Planning Org	289.22
		<b>Total</b>	<b>289.22</b>
	5239 - Tipping & Dump Fees	1470 - Records Management Department	78.00
		<b>Total</b>	<b>78.00</b>
	5229 - Content Streaming Services	3480 - Juvenile Probation	15.99
		<b>Total</b>	<b>15.99</b>
<b>Total</b>			<b>24,354.55</b>
160 - Inventory	1500 - Inventory - Supplies	1270 - County Purchasing	22,219.55
		<b>Total</b>	<b>22,219.55</b>
	1550 - Inventory - Commodities	0182 - Pier Funds	471.13
		<b>Total</b>	<b>471.13</b>
<b>Total</b>			<b>22,690.68</b>
541 - Other Services & Charges	5459 - Transportation of Persons	2170 - Tx Vet Comm Vet Asst	6,500.00
		3700 - County Sheriff	628.68
		4120 - Direct Social Services	41.50
		<b>Total</b>	<b>7,170.18</b>
	5440 - Inmate General Supplies	3720 - Jail	3,227.74



**Nueces County, Texas**  
**PCard Transaction Totals by Budget Category, Key Code and Department**  
**All Funds**  
**July 2019**

Budget Category	Key Code	Department	Amount
541 - Other Services & Charges	5440 - Inmate General Supplies	1324 - Inmate Commissary Fund	173.05
		3492 - Juvenile Justice Post-Adjudica	107.50
		<b>Total</b>	<b>3,508.29</b>
	5449 - Burial/Cremation Expense	4120 - Direct Social Services	3,384.00
		<b>Total</b>	<b>3,384.00</b>
	5442 - Investigation Costs	3520 - District Attorney	2,124.80
		<b>Total</b>	<b>2,124.80</b>
	5447 - Membrshps,Dues,Certifications	1121 - CCMGT Support	570.00
		0160 - Airport Fund Administration	169.98
		3520 - District Attorney	169.54
		0182 - Pier Funds	140.00
		3492 - Juvenile Justice Post-Adjudica	120.00
		3480 - Juvenile Probation	96.90
		0170 - Inland Park Fund	85.00
		3490 - Juvenile Detention	60.00
		<b>Total</b>	<b>1,411.42</b>
	5414 - Advertisemnts & Public Notices	4130 - Children Protective Services	1,028.50
		1122 - Grants Administration	281.30
		<b>Total</b>	<b>1,309.80</b>
	5467 - Rent/Mortgage Payment	4120 - Direct Social Services	1,094.75
		<b>Total</b>	<b>1,094.75</b>
	5438 - General Operating Supplies	0120 - Road & Bridge Fund	569.22
		3092 - Vector Control	368.16
		5330 - Animal Control	81.00
		3720 - Jail	41.35
		3490 - Juvenile Detention	10.82
		<b>Total</b>	<b>1,070.55</b>
	5435 - Equipment Rentals	0120 - Road & Bridge Fund	750.00
		1570 - Building Superintendent	316.95
		<b>Total</b>	<b>1,066.95</b>
	5455 - Services - Other	1500 - Mechanical Maintenance	890.00
2829 - State Aid-Grant A-2829		123.48	
<b>Total</b>		<b>1,013.48</b>	
5437 - Fees & Permits	0121 - Engineering	400.00	
	1500 - Mechanical Maintenance	286.82	
	0120 - Road & Bridge Fund	73.50	
	3700 - County Sheriff	40.50	
	3850 - Constable 5	22.28	

**Nueces County, Texas**  
**PCard Transaction Totals by Budget Category, Key Code and Department**  
**All Funds**  
**July 2019**

Budget Category	Key Code	Department	Amount
541 - Other Services & Charges	5437 - Fees & Permits	3492 - Juvenile Justice Post-Adjudica	21.25
		3810 - Constable 1	18.00
		0170 - Inland Park Fund	15.00
		3820 - Constable 2	15.00
		4190 - Senior Community Services	7.50
		3520 - District Attorney	-72.50
		<b>Total</b>	<b>827.35</b>
	5444 - Law Enforcement Supplies	3810 - Constable 1	251.10
		3700 - County Sheriff	211.91
		3720 - Jail	86.08
		1330 - State Awrdded Sheriff	70.73
	<b>Total</b>	<b>619.82</b>	
	5463 - Wearing Apparel Expenses	3140 - County Court at Law 4	289.00
		3150 - County Court at Law 5	289.00
	<b>Total</b>	<b>578.00</b>	
	5433 - Educational & Demo Supplies	6310 - County Library	285.99
		6110 - Agricultural Extension	10.79
	<b>Total</b>	<b>296.78</b>	
	5424 - Books & Subscriptions Inventory	6310 - County Library	290.00
		<b>Total</b>	<b>290.00</b>
	5942 - Notary & Other Bonds	0102 - General Liability Insurance	141.54
		3720 - Jail	99.95
	<b>Total</b>	<b>241.49</b>	
	5427 - Clinical & Hygienic Supplies	3492 - Juvenile Justice Post-Adjudica	102.54
		2170 - Tx Vet Comm Vet Asst	55.02
		3490 - Juvenile Detention	49.43
	<b>Total</b>	<b>206.99</b>	
5453 - Recreation Supplies	3492 - Juvenile Justice Post-Adjudica	124.99	
	<b>Total</b>	<b>124.99</b>	
5465 - Witness Expenses	3520 - District Attorney	-4,974.80	
	<b>Total</b>	<b>-4,974.80</b>	
<b>Total</b>	<b>Total</b>	<b>21,364.84</b>	
530 - Professional Services	5302 - Education Registration Fees	0120 - Road & Bridge Fund	2,145.00
		6310 - County Library	1,249.00
		6110 - Agricultural Extension	665.00
		1570 - Building Superintendent	600.00
		3850 - Constable 5	125.00
		4110 - Social Services-Administration	101.81

**Nueces County, Texas**  
**PCard Transaction Totals by Budget Category, Key Code and Department**  
**All Funds**  
**July 2019**

Budget Category	Key Code	Department	Amount
530 - Professional Services	5302 - Education Registration Fees	6210 - Family & Consumer Sciences	52.00
		1245 - Human Resources	25.00
		3520 - District Attorney	-250.00
		<b>Total</b>	<b>4,712.81</b>
	5303 - Medical, Dental, Hospital, Lab	3492 - Juvenile Justice Post-Adjudica	694.72
		3490 - Juvenile Detention	357.25
		<b>Total</b>	<b>1,051.97</b>
	5311 - Software Srvc & Maintenance	1250 - County Auditor	714.87
		1240 - Information Technology	278.53
		<b>Total</b>	<b>993.40</b>
	5317 - Training Exps-Inhouse, Cntract	1342 - Law Enfrc Ed(LEOSE)-Ctbl 2	396.56
		3700 - County Sheriff	31.98
		<b>Total</b>	<b>428.54</b>
	5314 - Additional Professional Fees	3300 - Court Administration	225.00
		<b>Total</b>	<b>225.00</b>
	5304 - Prescription Drugs	3492 - Juvenile Justice Post-Adjudica	116.31
		<b>Total</b>	<b>116.31</b>
	5306 - Empl Evals/Testing	3492 - Juvenile Justice Post-Adjudica	44.00
		3490 - Juvenile Detention	11.00
<b>Total</b>		<b>55.00</b>	
<b>Total</b>			<b>7,583.03</b>
554 - Travel	5542 - Travel, Food & Lodging	3520 - District Attorney	1,283.25
		3530 - District Clerk	913.32
		1285 - General Administration	886.00
		0370 - Metropolitan Planning Org	857.07
		1121 - CCMGT Support	593.40
		6110 - Agricultural Extension	294.00
		3700 - County Sheriff	277.58
		3480 - Juvenile Probation	167.92
		1200 - Tax Assessor - Collector	45.99
		3300 - Court Administration	24.90
	<b>Total</b>	<b>5,343.43</b>	
	5541 - Mileage - Local	3300 - Court Administration	-10.00
		<b>Total</b>	<b>-10.00</b>
<b>Total</b>			<b>5,333.43</b>
522 - Food & Kitchen Expenses	5221 - Food & Edible Items	2170 - Tx Vet Comm Vet Asst	2,471.56
		0136 - County Judge Special Rev Fund	825.00
		2829 - State Aid-Grant A-2829	712.58

**Nueces County, Texas**  
**PCard Transaction Totals by Budget Category, Key Code and Department**  
**All Funds**  
**July 2019**

Budget Category	Key Code	Department	Amount
522 - Food & Kitchen Expenses	5221 - Food & Edible Items	1319 - Interest on TJJD Monies	313.67
		1285 - General Administration	236.26
		3300 - Court Administration	111.57
		<b>Total</b>	<b>4,670.64</b>
	5222 - Food for Animals	5330 - Animal Control	141.92
		<b>Total</b>	<b>141.92</b>
<b>Total</b>			<b>4,812.56</b>
130 - Accounts Receivable	1472 - Charge Customer A/R	3492 - Juvenile Justice Post-Adjudica	1,510.95
		<b>Total</b>	<b>1,510.95</b>
	1439 - Accounts Rec. Witness Expense	3520 - District Attorney	1,312.99
		<b>Total</b>	<b>1,312.99</b>
	1410 - Accts Rec-Component Units	5110 - Commissioners Diabetes Fund	70.05
		<b>Total</b>	<b>70.05</b>
<b>Total</b>			<b>2,893.99</b>
527 - Maint & Repair-Roads & Bridges	5272 - Oil & Other Paving Materials	0120 - Road & Bridge Fund	840.01
		<b>Total</b>	<b>840.01</b>
	5274 - Parts & Supplies	0120 - Road & Bridge Fund	507.31
		<b>Total</b>	<b>507.31</b>
<b>Total</b>			<b>1,347.32</b>
525 - Gasoline/Fuel	5241 - Gasoline-Credit Card & Bulk	3700 - County Sheriff	412.38
		6210 - Family & Consumer Sciences	77.27
		6110 - Agricultural Extension	59.83
		<b>Total</b>	<b>549.48</b>
<b>Total</b>			<b>549.48</b>
742 - Supplies & Other Operating Exp	7421 - Office Expense & Supplies	0402 - CSCD	168.10
		0440 - Substance Abuse Treatment	162.91
		0410 - CCP Pre-Trial Services	16.45
		<b>Total</b>	<b>347.46</b>
	7448 - Educational Supplies	0440 - Substance Abuse Treatment	195.00
		<b>Total</b>	<b>195.00</b>
<b>Total</b>			<b>542.46</b>
732 - Professional Fees	7328 - Memberships & Dues	0440 - Substance Abuse Treatment	245.00
		0402 - CSCD	140.00
		0410 - CCP Pre-Trial Services	35.00
		<b>Total</b>	<b>420.00</b>
<b>Total</b>			<b>420.00</b>
702 - Travel and Training	7023 - Lodging	0402 - CSCD	375.16
		<b>Total</b>	<b>375.16</b>

**Nueces County, Texas**  
**PCard Transaction Totals by Budget Category, Key Code and Department**  
**All Funds**  
**July 2019**

Budget Category	Key Code	Department	Amount
702 - Travel and Training	<b>Total</b>		<b>375.16</b>
712 - Furnished Transportation	7125 - Wrecker Service	0402 - CSCD	75.00
		0440 - Substance Abuse Treatment	75.00
		<b>Total</b>	<b>150.00</b>
	7126 - Misc Repairs, Parts & Supplies	0410 - CCP Pre-Trial Services	81.80
		<b>Total</b>	<b>81.80</b>
	7127 - Motor Vehicle Passenger	0402 - CSCD	7.50
		<b>Total</b>	<b>7.50</b>
<b>Total</b>			<b>239.30</b>
138 - A/R Employees	1418 - A/R - Employees	0120 - Road & Bridge Fund	23.89
		<b>Total</b>	<b>23.89</b>
	<b>Total</b>		
<b>Total</b>			<b>248,574.74</b>

**Nueces County**  
**Transaction Totals by Department Average**  
**Statement Date(s): 07/28/2019**

Merchant	Amount	Department	Card Holder Name	Average Transaction per Dept	Average Transaction per Cardholder
CC DISTRIBUTORS	55.02	1275	VILLARREAL, STEPHANIE LEAH	3,008.86	3,008.86
CORPUS CHRISTI REGIONAL	6,500.00	1275	VILLARREAL, STEPHANIE LEAH	3,008.86	3,008.86
H-E-B #462	2,471.56	1275	VILLARREAL, STEPHANIE LEAH	3,008.86	3,008.86
AMAZON.COM MH4QF7T92 AMZN	131.06	1270	ROBINSON, MICHAEL R	540.42	2,965.42
DMI DELL HIGHER EDUC	1,025.97	1270	ROBINSON, MICHAEL R	540.42	2,965.42
FINANCIAL SERVICES	20,853.05	1270	ROBINSON, MICHAEL R	540.42	2,965.42
GATEWAY PRINTING & OFFICE	162.57	1270	ROBINSON, MICHAEL R	540.42	2,965.42
GULF COAST MAILING SERV	1,295.72	1270	ROBINSON, MICHAEL R	540.42	2,965.42
PITNEY BOWES PI	255.00	1270	ROBINSON, MICHAEL R	540.42	2,965.42
A&W OFFICE SUPPLY	2,380.70	1270	HERNANDEZ, ERICA ANN	540.42	435.77
AMERICAN SOLUTIONS4 BUS	1,027.17	1270	HERNANDEZ, ERICA ANN	540.42	435.77
AMZN MKTP US MH0GL1HZ2	29.94	1270	HERNANDEZ, ERICA ANN	540.42	435.77
AMZN MKTP US MH32I4CT2	60.00	1270	HERNANDEZ, ERICA ANN	540.42	435.77
AMZN MKTP US MH4M22342	14.94	1270	HERNANDEZ, ERICA ANN	540.42	435.77
AMZN MKTP US MH7RD25L2	154.83	1270	HERNANDEZ, ERICA ANN	540.42	435.77
AMZN MKTP US MH9CZ1Z42	109.75	1270	HERNANDEZ, ERICA ANN	540.42	435.77
CC DISTRIBUTORS	205.44	1270	HERNANDEZ, ERICA ANN	540.42	435.77
CC STAMP WORKS INC	672.70	1270	HERNANDEZ, ERICA ANN	540.42	435.77
COASTAL OFFICE SOLUTIONS	3,370.93	1270	HERNANDEZ, ERICA ANN	540.42	435.77
FASCLAMPITT CC	160.70	1270	HERNANDEZ, ERICA ANN	540.42	435.77
FASCLAMPITT CORPUS CHRIST	224.89	1270	HERNANDEZ, ERICA ANN	540.42	435.77
GATEWAY PRINTING & OFFICE	10,888.49	1270	HERNANDEZ, ERICA ANN	540.42	435.77
GULF COAST PAPER COMPANY-	21,760.52	1270	HERNANDEZ, ERICA ANN	540.42	435.77
IN ACADEMIC CHURCH & CHO	578.00	1270	HERNANDEZ, ERICA ANN	540.42	435.77
ITD PRINT SOLUTIONS	1,637.00	1270	HERNANDEZ, ERICA ANN	540.42	435.77
MY BINDING COM	26.34	1270	HERNANDEZ, ERICA ANN	540.42	435.77
NNA SERVICES LLC	141.54	1270	HERNANDEZ, ERICA ANN	540.42	435.77
PENGAD INC	139.48	1270	HERNANDEZ, ERICA ANN	540.42	435.77
POSTNET (TX162)	82.60	1270	HERNANDEZ, ERICA ANN	540.42	435.77
THE PAIGE COMPANY CONT	839.50	1270	HERNANDEZ, ERICA ANN	540.42	435.77

**Nueces County**  
**Transaction Totals by Department Average**  
**Statement Date(s): 07/28/2019**

Merchant	Amount	Department	Card Holder Name	Average Transaction per Dept	Average Transaction per Cardholder
ULINE SHIP SUPPLIES	379.00	1270	HERNANDEZ, ERICA ANN	540.42	435.77
ALTEX COMPUTER AND ELECTR	42.39	1270	RODRIGUEZ, RAUL R	540.42	244.29
BROOKS TIRE INC	290.00	1270	RODRIGUEZ, RAUL R	540.42	244.29
INTERSTATE BATTERIES	219.95	1270	RODRIGUEZ, RAUL R	540.42	244.29
SOUTHERN TIRE MART	26.99	1270	RODRIGUEZ, RAUL R	540.42	244.29
USPS PO 4820230409	1,375.00	1270	RODRIGUEZ, RAUL R	540.42	244.29
AUTOZONE #1328	8.99	1270	RAMIREZ, ROMEO ANTHONY	540.42	149.62
BOB'S CITY GARAGE	338.73	1270	RAMIREZ, ROMEO ANTHONY	540.42	149.62
BROOKS TIRE INC	489.95	1270	RAMIREZ, ROMEO ANTHONY	540.42	149.62
DAILY WELLS COMMUNICATIO	1,179.20	1270	RAMIREZ, ROMEO ANTHONY	540.42	149.62
GULF COAST GRAPHICS	185.00	1270	RAMIREZ, ROMEO ANTHONY	540.42	149.62
NUECES CO TX - GOV PAY FE	12.00	1270	RAMIREZ, ROMEO ANTHONY	540.42	149.62
NUECES CO TX-TAC-MOTOR	180.00	1270	RAMIREZ, ROMEO ANTHONY	540.42	149.62
CORPUS CHRISTI CALLER	1,028.50	4130	MARTINEZ, SARAH EVETTE	529.38	529.38
OFFICE DEPOT #468	30.27	4130	MARTINEZ, SARAH EVETTE	529.38	529.38
BELLA BISTRO	825.00	1120	TURNER, MARGARET MARY	427.75	825.00
UNITED 0161522585489	14.00	1120	CANALES, BARBARA ANN	427.75	295.33
UNITED 0161522585490	24.00	1120	CANALES, BARBARA ANN	427.75	295.33
UNITED 0162464097508	848.00	1120	CANALES, BARBARA ANN	427.75	295.33
AGENT FEE 8900770017826	40.00	3520	CLARK, JAMYE	405.27	461.43
AMERICAN AIR0017370148718	1,272.99	3520	CLARK, JAMYE	405.27	461.43
OMNI AUSTIN SOUTHPARK	2,949.75	3520	CLARK, JAMYE	405.27	461.43
TDCAA	2,039.00	3520	CLARK, JAMYE	405.27	461.43
TLO TRANSUNION	158.30	3520	CLARK, JAMYE	405.27	461.43
ED HICKS IMPORTS MERCEDES	160.00	3520	MILLS, KATHY SUE	405.27	143.18
NNA SERVICES LLC	169.54	3520	MILLS, KATHY SUE	405.27	143.18
TDCAA	100.00	3520	MILLS, KATHY SUE	405.27	143.18
SECURITYMETRICS INC.	169.98	0160	COX, JOHN F	309.99	309.99
SQ G A DOUGLAS	450.00	0160	COX, JOHN F	309.99	309.99
RED CROSS TRNG & PROD	270.00	1125	EVEREST, TIMOTHY EDWARD	270.00	270.00
DMI DELL BUS ONLINE	83.98	3530	LORENTZEN, ANNE E	253.44	253.44
SHERATON GUNTER SAN ANTN	913.32	3530	LORENTZEN, ANNE E	253.44	253.44
USPS PO 4820200410	16.45	3530	LORENTZEN, ANNE E	253.44	253.44
ALTEX COMPUTER AND ELECTR	146.00	1240	MEDRANO, LARRY JR ROCHA	250.04	295.10
APL ITUNES.COM/BILL	12.98	1240	MEDRANO, LARRY JR ROCHA	250.04	295.10
IDU INSIGHT PUBLIC SEC	1,316.53	1240	MEDRANO, LARRY JR ROCHA	250.04	295.10

**Nueces County**  
**Transaction Totals by Department Average**  
**Statement Date(s): 07/28/2019**

Merchant	Amount	Department	Card Holder Name	Average Transaction per Dept	Average Transaction per Cardholder
CC DISPOSAL SERVICE	78.00	1240	CANALES, BRENDA LEE	250.04	249.09
DTV DIRECTV SERVICE	54.45	1240	CANALES, BRENDA LEE	250.04	249.09
EVEREST WATER COFFEE	61.25	1240	CANALES, BRENDA LEE	250.04	249.09
GRANDE COMMUNICATIONS	71.71	1240	CANALES, BRENDA LEE	250.04	249.09
INTERSTATE BATTERIES	289.40	1240	CANALES, BRENDA LEE	250.04	249.09
LOGMEIN GOTOMEETING	147.00	1240	CANALES, BRENDA LEE	250.04	249.09
TWC TIME WARNER CABLE	3,283.61	1240	CANALES, BRENDA LEE	250.04	249.09
ALTEX COMPUTER AND ELECTR	39.90	1240	SALINAS, ELIZABETH H	250.04	39.90
GALVANS PAINT & BODY LLC	1,157.36	3700	ARANDA, JUAN JOSE	246.47	1,505.68
HOMEDEPOT.COM	1,853.99	3700	ARANDA, JUAN JOSE	246.47	1,505.68
GULF COAST MARINE INC.	1,057.46	3700	GONZALES, RUDY GUZMAN	246.47	1,057.46
BOB'S CITY GARAGE	519.93	3700	WORTHINGTON, JAY A	246.47	519.93
GOODYEAR A.S.C. #4738	409.54	3700	GARCIA, LAURA N	246.47	409.54
AUTOZONE #1328	17.98	3700	WILLOUGHBY III, WILLIAM F	246.47	347.35
DAILY WELLS COMMUNICATIO	681.00	3700	WILLOUGHBY III, WILLIAM F	246.47	347.35
FIRESTONE678791	394.22	3700	WILLOUGHBY III, WILLIAM F	246.47	347.35
GALLS	86.08	3700	WILLOUGHBY III, WILLIAM F	246.47	347.35
ICS JAIL SUPPLIES INC.	3,035.00	3700	WILLOUGHBY III, WILLIAM F	246.47	347.35
THE HOME DEPOT #6584	26.68	3700	WILLOUGHBY III, WILLIAM F	246.47	347.35
WM SUPERCENTER #470	173.05	3700	WILLOUGHBY III, WILLIAM F	246.47	347.35
WOODY'S TRUCK CENTER	1,191.95	3700	WILLOUGHBY III, WILLIAM F	246.47	347.35
ZAM AUTOMOTIVE	646.36	3700	WILLOUGHBY III, WILLIAM F	246.47	347.35
GOODYEAR TIRE #4739	516.33	3700	MARTINEZ JR, ROLAND	246.47	337.63
WEST MARINE #1308	158.93	3700	MARTINEZ JR, ROLAND	246.47	337.63
GOODYEAR TIRE #4739	334.22	3700	ACEVEDO, FELIX R	246.47	334.22
ANNAVILLE MUFFLER AND	233.08	3700	MARTINEZ, MARCUS D	246.47	288.65
GOODYEAR TIRE #4739	344.22	3700	MARTINEZ, MARCUS D	246.47	288.65
NOTARIES.COM	99.95	3700	BOLTZ, PATRICIA	246.47	283.20
SQ MJM BUSINESS EQ	466.46	3700	BOLTZ, PATRICIA	246.47	283.20
GOODYEAR A.S.C. #4738	200.00	3700	MCCLURE, CHRISTINA S	246.47	200.00
GULF COAST PAPER COMPANY-	192.74	3700	ROSENBAUM, SYLVIA A	246.47	192.74
ED BURKES AUTO	202.52	3700	CALZADA, ALLON	246.47	152.81
GALLS	83.81	3700	CALZADA, ALLON	246.47	152.81
GOODYEAR A.S.C. #4738	477.73	3700	CALZADA, ALLON	246.47	152.81
THE STUDIO	128.10	3700	FLORES, MARIA A	246.47	128.10
HOLIDAY INN HOTEL	216.96	3700	GARZA, DANIEL V	246.47	108.48
ARNOLD OIL COMPANY	66.62	3700	RODRIGUEZ, NATIVIDAD	246.47	101.51
S. TEXAS ALL BATTERY	77.95	3700	RODRIGUEZ, NATIVIDAD	246.47	101.51



**Nueces County**  
**Transaction Totals by Department Average**  
**Statement Date(s): 07/28/2019**

Merchant	Amount	Department	Card Holder Name	Average Transaction per Dept	Average Transaction per Cardholder
TRACTOR SUPPLY #333	159.96	3700	RODRIGUEZ, NATIVIDAD	246.47	101.51
DAIRY QUEEN #14802	9.49	3700	MANUEL, DON LONZO	246.47	99.26
HOTEL HOLIDAY INN EXP	277.58	3700	MANUEL, DON LONZO	246.47	99.26
WHATABURGER 919 Q26	10.70	3700	MANUEL, DON LONZO	246.47	99.26
DTV DIRECTV SERVICE	79.14	3700	GALVAN, JOHN A	246.47	79.14
MARKER 37 LLC	195.91	3700	WOOD, ERIC	246.47	78.72
MARKER 37 MARINA	216.47	3700	WOOD, ERIC	246.47	78.72
THE SHARP SHOOTER	31.98	3700	WOOD, ERIC	246.47	78.72
WAL-MART #0470	27.93	3700	WOOD, ERIC	246.47	78.72
CHICK-FIL-A #01531	10.70	3700	VICKERS, RUSSELL BLAIR	246.47	71.88
HOLIDAY INN EXPRESS	168.00	3700	VICKERS, RUSSELL BLAIR	246.47	71.88
HOLIDAY INN EXPRESS & SU	100.58	3700	VICKERS, RUSSELL BLAIR	246.47	71.88
MCDONALD'S F13608	8.22	3700	VICKERS, RUSSELL BLAIR	246.47	71.88
SANTA FE ANIMAL HOSPITAL	70.73	3700	WALLING, RYAN L	246.47	70.73
GOODYEAR A.S.C. #4738	111.22	3700	DAVIS, MARGARET L	246.47	55.61
CHICK-FIL-A #01531	3.45	3700	BURNS, MELISSA LYNN	246.47	52.02
HOLIDAY INN EXPRESS & SU	100.58	3700	BURNS, MELISSA LYNN	246.47	52.02
AMERICAN RED CROSS	41.35	3700	LEAL, ROBERT	246.47	41.35
WM SUPERCENTER #464	38.74	3700	VOLKMAN, ROBERT ALLEN	246.47	38.74
AUTOZONE #1416	26.99	3700	CAMPOS, FRANCISCO	246.47	17.00
MINIT MAN - 4	7.00	3700	CAMPOS, FRANCISCO	246.47	17.00
ANNAVILLE MUFFLER AND	7.00	3700	SALAZAR JR, RAUL	246.47	7.00
AUTOZONE #1328	5.99	3700	ROCHA, JANIE MARIE	246.47	5.99
ESC REG 2	450.00	6310	GARZA, CYNTHIA J	242.03	450.00
AMERICAN LIBRARY ASSN	285.99	6310	DRILLEN, CRYSTAL	242.03	224.02
ESC REG 2	450.00	6310	DRILLEN, CRYSTAL	242.03	224.02
FEDEX 485120636	24.06	6310	DRILLEN, CRYSTAL	242.03	224.02
GREY HOUSE PUBLISHING SAL	290.00	6310	DRILLEN, CRYSTAL	242.03	224.02
WAL-MART #0464	70.05	6310	DRILLEN, CRYSTAL	242.03	224.02
TLC LIBRARY CORPORATIO	349.00	6310	GARZA, IDA GONZALEZ	242.03	183.06
USPS PO 4876650380	17.12	6310	GARZA, IDA GONZALEZ	242.03	183.06
CC CALLER-TIMES	7.46	1122	BEDIA, MARIA MAGDALENA	240.80	240.80
CORPUS CHRISTI CALLER	955.75	1122	BEDIA, MARIA MAGDALENA	240.80	240.80
1398 COLUMBIA	1,552.00	4190	STOVALL, SYLVESTER	225.93	388.64
BECK MASTEN COASTAL BEND	480.00	4190	STOVALL, SYLVESTER	225.93	388.64
FIVE POINTS AUTO CENTER	1,511.07	4190	STOVALL, SYLVESTER	225.93	388.64
OREILLY AUTO #1982	78.97	4190	STOVALL, SYLVESTER	225.93	388.64

**Nueces County**  
**Transaction Totals by Department Average**  
**Statement Date(s): 07/28/2019**

Merchant	Amount	Department	Card Holder Name	Average Transaction per Dept	Average Transaction per Cardholder
ROBLES TIRE RECYCLING	10.00	4190	STOVALL, SYLVESTER	225.93	388.64
SPL ROBSTOWN HARDWARE COM	981.78	4190	STOVALL, SYLVESTER	225.93	388.64
THE HOME DEPOT #6564	611.99	4190	STOVALL, SYLVESTER	225.93	388.64
THE HOME DEPOT 6564	603.82	4190	STOVALL, SYLVESTER	225.93	388.64
FIVE POINTS AUTO CENTER	586.42	4190	PAREDEZ, EZEQUIEL	225.93	359.59
PMI PIPE STEEL AND SUPPLI	160.37	4190	PAREDEZ, EZEQUIEL	225.93	359.59
PRAXAIR DIST INC 70245	216.05	4190	PAREDEZ, EZEQUIEL	225.93	359.59
ROBSTOWN HARDWARE CO INC	599.51	4190	PAREDEZ, EZEQUIEL	225.93	359.59
THE HOME DEPOT 6564	95.20	4190	PAREDEZ, EZEQUIEL	225.93	359.59
ULTIMATE SIGNS AND GRAPHI	500.00	4190	PAREDEZ, EZEQUIEL	225.93	359.59
IN ARTISTIC BRONZE INC.	450.00	4190	HERNANDEZ, JUANITA	225.93	180.47
TEXAS RECREATION & PARK S	85.00	4190	HERNANDEZ, JUANITA	225.93	180.47
TWC TIME WARNER CABLE	367.35	4190	HERNANDEZ, JUANITA	225.93	180.47
SPL ROBSTOWN HARDWARE COM	85.30	4190	MONTEMAYOR, ELIZABETH J	225.93	127.31
THE HOME DEPOT #6564	693.42	4190	MONTEMAYOR, ELIZABETH J	225.93	127.31
THE HOME DEPOT 6564	679.74	4190	MONTEMAYOR, ELIZABETH J	225.93	127.31
WESTERN AUTO ACE HARDWAR	69.24	4190	MONTEMAYOR, ELIZABETH J	225.93	127.31
FIVE POINTS AUTO CENTER	211.33	4190	MAYORGA, SANTIAGO	225.93	101.61
ROBLES TIRE RECYCLING	630.79	4190	MAYORGA, SANTIAGO	225.93	101.61
ROBSTOWN HARDWARE CO INC	379.51	4190	MAYORGA, SANTIAGO	225.93	101.61
THE HOME DEPOT #6564	9.97	4190	MAYORGA, SANTIAGO	225.93	101.61
THE HOME DEPOT 6564	89.35	4190	MAYORGA, SANTIAGO	225.93	101.61
ROBLES TIRE RECYCLING	10.00	4190	SANTOS, MARCELINA V	225.93	10.00
CORPUS CHRISTI FREIGHTLIN	21.55	0120	MORENO, YOLANDA	225.47	1,087.80
GRAINGER	5,813.54	0120	MORENO, YOLANDA	225.47	1,087.80
HALFF ASSOCIATES INC.	1,600.00	0120	MORENO, YOLANDA	225.47	1,087.80
HOLT CAT AR FINANCE - 07	1,686.40	0120	MORENO, YOLANDA	225.47	1,087.80
PAYPAL NACEINTERNA	600.00	0120	MORENO, YOLANDA	225.47	1,087.80
QUALITY SAFETY SVC INC	545.00	0120	MORENO, YOLANDA	225.47	1,087.80
SAMES FORD LINCOLN	67.66	0120	MORENO, YOLANDA	225.47	1,087.80
TCEQ EPAYMENT	400.00	0120	MORENO, YOLANDA	225.47	1,087.80
TEXAS THRONE LLC	250.00	0120	MORENO, YOLANDA	225.47	1,087.80
TRUCKERS EQUIPMENT	2,069.50	0120	MORENO, YOLANDA	225.47	1,087.80

**Nueces County**  
**Transaction Totals by Department Average**  
**Statement Date(s): 07/28/2019**

Merchant	Amount	Department	Card Holder Name	Average Transaction per Dept	Average Transaction per Cardholder
SPL ROBSTOWN HARDWARE COM	906.80	0120	BATES, RANDY LEE	225.47	906.80
CREAGER BATTERY AND TI	7.00	0120	GARCIA, LINDA L	225.47	423.50
ERGON ASPHLT & EMULSIONS	840.01	0120	GARCIA, LINDA L	225.47	423.50
CHEMTEX ENVIRONMENTAL	890.00	0120	DESAI, DIPAK VIJAYKUMAR	225.47	392.27
TDLR BOILER INVOICE	286.82	0120	DESAI, DIPAK VIJAYKUMAR	225.47	392.27
COOPER EQUIPMENT	932.79	0120	MORADO, ROBERT LUIS	225.47	357.66
THE HOME DEPOT #6584	140.18	0120	MORADO, ROBERT LUIS	225.47	357.66
MCDONALD'S F7584	23.89	0120	ORTIZ, CIPRIANO	225.47	351.53
SOUTHERN TIRE MART	2,788.34	0120	ORTIZ, CIPRIANO	225.47	351.53
TEXAS THRONE LLC	500.00	0120	WHITE, DOROTHY ARLENE	225.47	272.86
WM SUPERCENTER #470	45.72	0120	WHITE, DOROTHY ARLENE	225.47	272.86
ARMSTRONG LUMBER COMPANY	419.70	0120	MARTINEZ JR, ARTURO	225.47	218.27
ARNOLD OIL COMPANY	50.85	0120	MARTINEZ JR, ARTURO	225.47	218.27
COASTAL DIESEL	58.75	0120	MARTINEZ JR, ARTURO	225.47	218.27
CORPUS CHRISTI FORD	119.15	0120	MARTINEZ JR, ARTURO	225.47	218.27
CORPUS CHRISTI FREIGHTLIN	70.93	0120	MARTINEZ JR, ARTURO	225.47	218.27
CRAFCO INC	839.05	0120	MARTINEZ JR, ARTURO	225.47	218.27
DIAMOND MOWERS INC	56.97	0120	MARTINEZ JR, ARTURO	225.47	218.27
DOGGETT HM SERVICES	315.40	0120	MARTINEZ JR, ARTURO	225.47	218.27
FASTSERV SUPPLY CORPUS	5.94	0120	MARTINEZ JR, ARTURO	225.47	218.27
FLEETPRIDE155	94.96	0120	MARTINEZ JR, ARTURO	225.47	218.27
HOLT CAT CORPUS - MC	749.28	0120	MARTINEZ JR, ARTURO	225.47	218.27
HOSE OF SOUTH TEXAS	217.11	0120	MARTINEZ JR, ARTURO	225.47	218.27
IMPERIAL TRIM SHOP	425.00	0120	MARTINEZ JR, ARTURO	225.47	218.27
IN ALLISON TRANS TECH LL	921.83	0120	MARTINEZ JR, ARTURO	225.47	218.27
INTERNATIONAL ELECTRONICS	11.28	0120	MARTINEZ JR, ARTURO	225.47	218.27
KIMBALL MIDWEST	263.68	0120	MARTINEZ JR, ARTURO	225.47	218.27
MCCOYS #17	40.54	0120	MARTINEZ JR, ARTURO	225.47	218.27
OREILLY AUTO #0635	9.96	0120	MARTINEZ JR, ARTURO	225.47	218.27
RAM PRODUCTS LTD.	279.87	0120	MARTINEZ JR, ARTURO	225.47	218.27
SHEINBERG TOOL CO. INC.	503.86	0120	MARTINEZ JR, ARTURO	225.47	218.27
SPL ROBSTOWN HARDWARE COM	220.26	0120	MARTINEZ JR, ARTURO	225.47	218.27
TEXAN GLASS - SOUTH INC	200.00	0120	MARTINEZ JR, ARTURO	225.47	218.27
TRUCKERS EQUIPMENT	312.99	0120	MARTINEZ JR, ARTURO	225.47	218.27

**Nueces County**  
**Transaction Totals by Department Average**  
**Statement Date(s): 07/28/2019**

Merchant	Amount	Department	Card Holder Name	Average Transaction per Dept	Average Transaction per Cardholder
WAUKESHA-PEARCE CORPUS	577.76	0120	MARTINEZ JR, ARTURO	225.47	218.27
WOODY'S TRUCK CENTER	219.52	0120	MARTINEZ JR, ARTURO	225.47	218.27
ARMSTRONG LUMBER COMPANY	17.19	0120	GARCIA, JERRY ADOLFO	225.47	149.40
FREEDOM AUTO SPA	21.00	0120	GARCIA, JERRY ADOLFO	225.47	149.40
GRAINGER	224.08	0120	GARCIA, JERRY ADOLFO	225.47	149.40
GULF COAST NUT & BOLT SUP	10.47	0120	GARCIA, JERRY ADOLFO	225.47	149.40
NSC NORTHERN SAFETY CO	346.25	0120	GARCIA, JERRY ADOLFO	225.47	149.40
THE HOME DEPOT #6564	277.38	0120	GARCIA, JERRY ADOLFO	225.47	149.40
ARC CORPUS CHRISTI 15	143.89	0120	MOLINA, MICHAEL A	225.47	143.89
AOC AUTO PARTS	173.20	0120	CISNEROS, SIMON G	225.47	141.01
C.C. BATTERY COMPANY	289.85	0120	CISNEROS, SIMON G	225.47	141.01
COMPLETE DIESEL REPA	21.00	0120	CISNEROS, SIMON G	225.47	141.01
EWALD KUBOTA - CORPUS CHR	735.16	0120	CISNEROS, SIMON G	225.47	141.01
HOSE OF SOUTH TEXAS	83.27	0120	CISNEROS, SIMON G	225.47	141.01
OREILLY AUTO #1982	169.20	0120	CISNEROS, SIMON G	225.47	141.01
ROBSTOWN HARDWARE CO INC	637.59	0120	CISNEROS, SIMON G	225.47	141.01
THE HOME DEPOT #6564	5.85	0120	CISNEROS, SIMON G	225.47	141.01
ADVANCE AUTO PARTS #3344	99.73	0120	MERCADO, SANTIAGO	225.47	90.84
AIRGAS CENTRAL	222.97	0120	MERCADO, SANTIAGO	225.47	90.84
ARMSTRONG LUMBER COMPANY	16.74	0120	MERCADO, SANTIAGO	225.47	90.84
ARNOLD OIL COMPANY	1,265.93	0120	MERCADO, SANTIAGO	225.47	90.84
BUSH HYDRAULICS	73.14	0120	MERCADO, SANTIAGO	225.47	90.84
BUSTERS BUTANE	24.78	0120	MERCADO, SANTIAGO	225.47	90.84
C.C. BATTERY COMPANY	619.03	0120	MERCADO, SANTIAGO	225.47	90.84
CBS RENTAL & SUPPLY	285.50	0120	MERCADO, SANTIAGO	225.47	90.84
COASTAL DIESEL	18.64	0120	MERCADO, SANTIAGO	225.47	90.84
CORPUS CHRISTI FORD	258.83	0120	MERCADO, SANTIAGO	225.47	90.84
CORPUS CHRISTI FREIGHTLIN	669.33	0120	MERCADO, SANTIAGO	225.47	90.84
CREAGER BATTERY AND TI	42.00	0120	MERCADO, SANTIAGO	225.47	90.84
DIAMOND MOWERS INC	348.14	0120	MERCADO, SANTIAGO	225.47	90.84
DIESEL ENGINE & INJECTIO	22.66	0120	MERCADO, SANTIAGO	225.47	90.84
DOGGETT HM SERVICES	447.79	0120	MERCADO, SANTIAGO	225.47	90.84
GENERAL CRANE SERVICE CO	280.00	0120	MERCADO, SANTIAGO	225.47	90.84

**Nueces County**  
**Transaction Totals by Department Average**  
**Statement Date(s): 07/28/2019**

Merchant	Amount	Department	Card Holder Name	Average Transaction per Dept	Average Transaction per Cardholder
HOLT CAT CORPUS - MC	392.35	0120	MERCADO, SANTIAGO	225.47	90.84
HOSE OF SOUTH TEXAS	370.46	0120	MERCADO, SANTIAGO	225.47	90.84
HUSKY TRAILER& PARTS CO	30.96	0120	MERCADO, SANTIAGO	225.47	90.84
INTERNATIONAL ELECTRONICS	46.52	0120	MERCADO, SANTIAGO	225.47	90.84
NUECES POWER EQUIPMENT	559.45	0120	MERCADO, SANTIAGO	225.47	90.84
OIL PATCH PETROLEUM INC	526.02	0120	MERCADO, SANTIAGO	225.47	90.84
OREILLY AUTO #0635	93.96	0120	MERCADO, SANTIAGO	225.47	90.84
ROBSTOWN HARDWARE CO INC	83.48	0120	MERCADO, SANTIAGO	225.47	90.84
SAMES FORD LINCOLN	89.33	0120	MERCADO, SANTIAGO	225.47	90.84
SHEINBERG TOOL CO. INC.	145.27	0120	MERCADO, SANTIAGO	225.47	90.84
SQ SOUTH TEXAS SMALL ENG	17.98	0120	MERCADO, SANTIAGO	225.47	90.84
TEXAN GLASS - SOUTH INC	200.00	0120	MERCADO, SANTIAGO	225.47	90.84
WOODY'S TRUCK CENTER	106.74	0120	MERCADO, SANTIAGO	225.47	90.84
CBS RENTAL & SUPPLY	156.90	0120	JAQUEZ, NOE F	225.47	78.45
NORTHERN TOOL + EQUIP	35.00	0120	SCHULTZ, MILTON C	225.47	35.00
TOTAL MAINTENANCE SOLUTIO	6,029.32	1570	RIOS, BOBBY C	213.33	573.49
TOTAL PROTECTION SYSTEMS	1,426.00	1570	RIOS, BOBBY C	213.33	573.49
1398 COLUMBIA	183.07	1570	CRUTCHFIELD, ROCKY J	213.33	319.78
FERGUSON ENT # 116	40.58	1570	CRUTCHFIELD, ROCKY J	213.33	319.78
GRAYBAR ELECTRIC	358.76	1570	CRUTCHFIELD, ROCKY J	213.33	319.78
HARBOR FREIGHT TOOLS 71	44.47	1570	CRUTCHFIELD, ROCKY J	213.33	319.78
HOMEDEPOT.COM	306.90	1570	CRUTCHFIELD, ROCKY J	213.33	319.78
IN PRO TECH MECHANICAL I	1,648.72	1570	CRUTCHFIELD, ROCKY J	213.33	319.78
JOHNSTONE SPLY AT CORPUS	319.00	1570	CRUTCHFIELD, ROCKY J	213.33	319.78
MCCOYS #17	119.06	1570	CRUTCHFIELD, ROCKY J	213.33	319.78
MNI DIESEL INC.	859.36	1570	CRUTCHFIELD, ROCKY J	213.33	319.78
STAINLESS STEEL PRODUCTS	885.00	1570	CRUTCHFIELD, ROCKY J	213.33	319.78
THE HOME DEPOT #6584	31.72	1570	CRUTCHFIELD, ROCKY J	213.33	319.78
A PLUS PLUMBING AND RE	813.25	1570	FLORES, RICHARD	213.33	231.49
CC PLUMBING	181.38	1570	FLORES, RICHARD	213.33	231.49
GRAYBAR ELECTRIC	109.69	1570	FLORES, RICHARD	213.33	231.49
THE HOME DEPOT #0526	18.82	1570	FLORES, RICHARD	213.33	231.49
THE HOME DEPOT #6584	13.75	1570	FLORES, RICHARD	213.33	231.49

**Nueces County**  
**Transaction Totals by Department Average**  
**Statement Date(s): 07/28/2019**

Merchant	Amount	Department	Card Holder Name	Average Transaction per Dept	Average Transaction per Cardholder
TOTAL PROTECTION SYSTEMS	715.00	1570	FLORES, RICHARD	213.33	231.49
ASHMORE PAINT CO INC	1,617.17	1570	PERALES, ERNESTO GALLEGOS	213.33	219.81
BIRDS RUBBER STAMPS	250.00	1570	PERALES, ERNESTO GALLEGOS	213.33	219.81
BROOKS TIRE INC	177.50	1570	PERALES, ERNESTO GALLEGOS	213.33	219.81
CORPUS CHRISTI SAFE AND L	74.50	1570	PERALES, ERNESTO GALLEGOS	213.33	219.81
GUARD MASTER FIRE & SAFE	385.00	1570	PERALES, ERNESTO GALLEGOS	213.33	219.81
HUB CITY OVERHEAD DOOR CO	420.00	1570	PERALES, ERNESTO GALLEGOS	213.33	219.81
STANLEY STEEMERCORCHR	353.99	1570	PERALES, ERNESTO GALLEGOS	213.33	219.81
THE HOME DEPOT #6584	19.02	1570	PERALES, ERNESTO GALLEGOS	213.33	219.81
GULF COAST HURRICANE SHUT	675.00	1570	CASTILLO, NOE C	213.33	162.25
INTERNATIONAL ELECTRONICS	5.10	1570	CASTILLO, NOE C	213.33	162.25
INTERSTATE BATTERIES	82.39	1570	CASTILLO, NOE C	213.33	162.25
LOWES #01825	751.37	1570	CASTILLO, NOE C	213.33	162.25
LUMBER LIQUIDATORS 171	40.67	1570	CASTILLO, NOE C	213.33	162.25
PRO FIRE PROTECTION INC	36.00	1570	CASTILLO, NOE C	213.33	162.25
THE HOME DEPOT #6564	7.96	1570	CASTILLO, NOE C	213.33	162.25
THE HOME DEPOT #6584	161.78	1570	CASTILLO, NOE C	213.33	162.25
ZORO TOOLS INC	349.00	1570	CASTILLO, NOE C	213.33	162.25
THE HOME DEPOT #6564	178.85	1570	SAIZ, REYMUNDO	213.33	139.42
TRACTOR SUPPLY #333	99.98	1570	SAIZ, REYMUNDO	213.33	139.42
HOSE OF SOUTH TEXAS	107.05	1570	SANTA MARIA JR, OSCAR	213.33	128.45
THE HOME DEPOT #6584	70.27	1570	SANTA MARIA JR, OSCAR	213.33	128.45
THE HOME DEPOT 6584	208.03	1570	SANTA MARIA JR, OSCAR	213.33	128.45
FEDEX 33024334	4.28	1570	HARTUNG, MARY ANNE	213.33	116.63
FEDEX 33072485	12.63	1570	HARTUNG, MARY ANNE	213.33	116.63
PRAXAIR DIST INC OAM	316.95	1570	HARTUNG, MARY ANNE	213.33	116.63
ROBSTOWN HARDWARE CO INC	260.33	1570	HARTUNG, MARY ANNE	213.33	116.63
TWC TIME WARNER CABLE	105.58	1570	HARTUNG, MARY ANNE	213.33	116.63
THE HOME DEPOT #0526	199.00	1570	PERALES, RACHEL VALLEJO	213.33	109.50
TURF AND IRRIGATION HARDW	20.00	1570	PERALES, RACHEL VALLEJO	213.33	109.50
A & B PLASTICS AND FABRIC	84.00	1570	HOGWOOD, CHARLES EUGENE	213.33	79.49
AMZN MKTP US MH1HY6NS2	59.99	1570	HOGWOOD, CHARLES EUGENE	213.33	79.49

**Nueces County**  
**Transaction Totals by Department Average**  
**Statement Date(s): 07/28/2019**

Merchant	Amount	Department	Card Holder Name	Average Transaction per Dept	Average Transaction per Cardholder
AMZN MKTP US MH3UX8JX2	772.28	1570	HOGWOOD, CHARLES EUGENE	213.33	79.49
AMZN MKTP US MH5V99ZQ0	59.95	1570	HOGWOOD, CHARLES EUGENE	213.33	79.49
AMZN MKTP US MH7IT9ZE2	63.79	1570	HOGWOOD, CHARLES EUGENE	213.33	79.49
GRAYBAR ELECTRIC	261.09	1570	HOGWOOD, CHARLES EUGENE	213.33	79.49
GRAYBAR ELECTRIC COMPANY	-587.28	1570	HOGWOOD, CHARLES EUGENE	213.33	79.49
INTERNATIONAL ELECTRONICS	331.48	1570	HOGWOOD, CHARLES EUGENE	213.33	79.49
OFFICE DEPOT #70	33.98	1570	HOGWOOD, CHARLES EUGENE	213.33	79.49
THE HOME DEPOT #6584	179.15	1570	HOGWOOD, CHARLES EUGENE	213.33	79.49
THE HOME DEPOT 6584	92.93	1570	HOGWOOD, CHARLES EUGENE	213.33	79.49
ASHMORE PAINT CO INC	21.10	1570	PALACIOS JR, NICK	213.33	54.52
C.C. BATTERY COMPANY	195.00	1570	PALACIOS JR, NICK	213.33	54.52
THE HOME DEPOT #6584	25.94	1570	PALACIOS JR, NICK	213.33	54.52
WESTERN AUTO ACE HARDWAR	139.58	1570	PALACIOS JR, NICK	213.33	54.52
JOHNSON CONTROLS SS	-1,069.72	1570	BELTRAN, HECTOR A	213.33	30.48
THE HOME DEPOT #6584	43.07	1570	BELTRAN, HECTOR A	213.33	30.48
TOTAL PROTECTION SYSTEMS	1,240.00	1570	BELTRAN, HECTOR A	213.33	30.48
BELLA BISTRO	92.99	1121	LITTLE III, TYNER W	209.21	209.21
BEST BUY 00014696	64.79	1121	LITTLE III, TYNER W	209.21	209.21
MOODY GARDENS HOTEL	593.40	1121	LITTLE III, TYNER W	209.21	209.21
SQ SHORELINE SANDW	143.27	1121	LITTLE III, TYNER W	209.21	209.21
STATE BAR TX-CLE WEB	570.00	1121	LITTLE III, TYNER W	209.21	209.21
AMERICAN AIR0017379505598	294.00	6110	OTT, JASON P	205.92	251.60
PAYPAL NACAA	450.00	6110	OTT, JASON P	205.92	251.60
WAL-MART #0464	10.79	6110	OTT, JASON P	205.92	251.60
TEXAS NURSERY&LANDSCAPE A	215.00	6110	GIBBS, KEVIN ODELL	205.92	215.00
CONOCO - CJS ONE STOP	59.83	6110	MCMANUS, JOHN KYLE	205.92	59.83
USPS PO 4820200410	332.00	1160	QUINTANILLA, ELIZABETH	184.34	332.00
WAL-MART #1494	36.68	1160	CRUZ, EMMA	184.34	36.68
THE HOME DEPOT #0526	1,063.97	0180	STONE, MICHAEL STEVEN	175.78	1,063.97
ACADEMY SPORTS #29	-23.22	0180	SCOTT, ALANA KAY	175.78	328.57
FEDEX OFFIC44000044024	15.21	0180	SCOTT, ALANA KAY	175.78	328.57
MOMAR INC	656.98	0180	SCOTT, ALANA KAY	175.78	328.57

**Nueces County**  
**Transaction Totals by Department Average**  
**Statement Date(s): 07/28/2019**

Merchant	Amount	Department	Card Holder Name	Average Transaction per Dept	Average Transaction per Cardholder
PACIFIC COAST BREAKER INC	1,197.80	0180	SCOTT, ALANA KAY	175.78	328.57
SAMS CLUB #8267	166.00	0180	SCOTT, ALANA KAY	175.78	328.57
SAMSCLUB #8267	418.11	0180	SCOTT, ALANA KAY	175.78	328.57
SAMSCLUB.COM	140.00	0180	SCOTT, ALANA KAY	175.78	328.57
SQ TEXAS SIGN EXPR	1,500.00	0180	SCOTT, ALANA KAY	175.78	328.57
THE ISLAND CAR WASH	12.00	0180	SCOTT, ALANA KAY	175.78	328.57
WM SUPERCENTER #490	188.52	0180	SCOTT, ALANA KAY	175.78	328.57
DISCOUNT AUTO 2	299.84	0180	GALVAN JR, ANTONIO	175.78	184.29
FERGUSON ENT # 116	907.00	0180	GALVAN JR, ANTONIO	175.78	184.29
JEANS RESTAURANT SUPPLY	156.84	0180	GALVAN JR, ANTONIO	175.78	184.29
PORT ARANSAS HARDWARE	58.88	0180	GALVAN JR, ANTONIO	175.78	184.29
THE HOME DEPOT 526	247.76	0180	GALVAN JR, ANTONIO	175.78	184.29
THE HOME DEPOT 6584	599.73	0180	GALVAN JR, ANTONIO	175.78	184.29
ZARSKY LUMBER-PORT A	862.95	0180	GALVAN JR, ANTONIO	175.78	184.29
ACADEMY SPORTS #29	79.97	0180	AGUILAR, ROBERT MARIO	175.78	98.76
EXXONMOBIL 45362076	313.25	0180	AGUILAR, ROBERT MARIO	175.78	98.76
FERGUSON ENT # 116	373.40	0180	AGUILAR, ROBERT MARIO	175.78	98.76
ISLAND TIRE AND AUTOMOTIV	15.00	0180	AGUILAR, ROBERT MARIO	175.78	98.76
ISLE MAIL AND MORE 3ECEFB	12.42	0180	AGUILAR, ROBERT MARIO	175.78	98.76
LOWES #01825	119.00	0180	AGUILAR, ROBERT MARIO	175.78	98.76
NORTH PADRE HARDWARE	196.13	0180	AGUILAR, ROBERT MARIO	175.78	98.76
OREILLY AUTO #1687	27.98	0180	AGUILAR, ROBERT MARIO	175.78	98.76
SOUTHERN TIRE MART	245.50	0180	AGUILAR, ROBERT MARIO	175.78	98.76
CORPUS CHRISTI LOCK DOC L	114.95	0180	CRONIN, RONALD MICHAEL	175.78	83.37
FERGUSON ENT # 116	88.49	0180	CRONIN, RONALD MICHAEL	175.78	83.37
GRAINGER	371.18	0180	CRONIN, RONALD MICHAEL	175.78	83.37
LOWES #01825	450.30	0180	CRONIN, RONALD MICHAEL	175.78	83.37
LUBRICATION STATION	76.96	0180	CRONIN, RONALD MICHAEL	175.78	83.37
MG BUILDING CORPUS CHRIS	296.70	0180	CRONIN, RONALD MICHAEL	175.78	83.37
NORTH PADRE HARDWARE	285.18	0180	CRONIN, RONALD MICHAEL	175.78	83.37
OREILLY AUTO #1687	13.36	0180	CRONIN, RONALD MICHAEL	175.78	83.37
THE HOME DEPOT #0526	53.63	0180	CRONIN, RONALD MICHAEL	175.78	83.37
4CHANGE ENERGY CHANGE	100.59	4110	HERRERA, VERONICA ELIZABETH	165.79	172.98
AMBIT TEXAS LLC	262.10	4110	HERRERA, VERONICA ELIZABETH	165.79	172.98
AMIGO ENERGY	150.00	4110	HERRERA, VERONICA ELIZABETH	165.79	172.98



**Nueces County**  
**Transaction Totals by Department Average**  
**Statement Date(s): 07/28/2019**

Merchant	Amount	Department	Card Holder Name	Average Transaction per Dept	Average Transaction per Cardholder
CITY OF CORPUS CHRISTI	2,100.11	4110	HERRERA, VERONICA ELIZABETH	165.79	172.98
CORPUS CHRISTI FUNERAL	821.00	4110	HERRERA, VERONICA ELIZABETH	165.79	172.98
ETT DOLPHINSLANDINGRENT	424.80	4110	HERRERA, VERONICA ELIZABETH	165.79	172.98
FSI CPL RETAIL	574.79	4110	HERRERA, VERONICA ELIZABETH	165.79	172.98
FSI DIRECT ENERGY	299.61	4110	HERRERA, VERONICA ELIZABETH	165.79	172.98
FSI FIRST CHOICE POWER	300.00	4110	HERRERA, VERONICA ELIZABETH	165.79	172.98
GPOWER	93.04	4110	HERRERA, VERONICA ELIZABETH	165.79	172.98
INFINITE ELECTRIC LLC	150.00	4110	HERRERA, VERONICA ELIZABETH	165.79	172.98
JUST ENERGY	94.42	4110	HERRERA, VERONICA ELIZABETH	165.79	172.98
PAW ALL FAITH CREMATION	821.00	4110	HERRERA, VERONICA ELIZABETH	165.79	172.98
RELIANT ENERGY	208.20	4110	HERRERA, VERONICA ELIZABETH	165.79	172.98
ROBSTOWN UTILITY SYSTEMS	891.73	4110	HERRERA, VERONICA ELIZABETH	165.79	172.98
TREVINO FUNERAL HOME	821.00	4110	HERRERA, VERONICA ELIZABETH	165.79	172.98
TXU BILL PAYMENT	2,362.83	4110	HERRERA, VERONICA ELIZABETH	165.79	172.98
VETERAN ENERGY LLC	76.59	4110	HERRERA, VERONICA ELIZABETH	165.79	172.98
AMBIT TEXAS LLC	383.25	4110	HANDY, RACHEL	165.79	171.44
AMIGO ENERGY	150.00	4110	HANDY, RACHEL	165.79	171.44
BILL SERVICING	3.50	4110	HANDY, RACHEL	165.79	171.44
CITY OF BISHOP UTILITIES	76.31	4110	HANDY, RACHEL	165.79	171.44
CITY OF CORPUS CHRISTI	1,470.29	4110	HANDY, RACHEL	165.79	171.44
CONSERVICE	669.95	4110	HANDY, RACHEL	165.79	171.44
FSI CENTERPOINT ENERGY	30.75	4110	HANDY, RACHEL	165.79	171.44
FSI CPL RETAIL	552.80	4110	HANDY, RACHEL	165.79	171.44
FSI FIRST CHOICE POWER	215.77	4110	HANDY, RACHEL	165.79	171.44
GOVERNMENT PAYMENTS	3.00	4110	HANDY, RACHEL	165.79	171.44
GREYHOUND LINES 6855	41.50	4110	HANDY, RACHEL	165.79	171.44
GUARDIAN FUNERAL HOME & C	921.00	4110	HANDY, RACHEL	165.79	171.44
HERITAGE POWER	150.00	4110	HANDY, RACHEL	165.79	171.44
JUST ENERGY	216.76	4110	HANDY, RACHEL	165.79	171.44
NUECES COUNTY WATER DISTR	397.20	4110	HANDY, RACHEL	165.79	171.44

**Nueces County**  
**Transaction Totals by Department Average**  
**Statement Date(s): 07/28/2019**

Merchant	Amount	Department	Card Holder Name	Average Transaction per Dept	Average Transaction per Cardholder
NUECES ELECTRIC COOP	208.00	4110	HANDY, RACHEL	165.79	171.44
NUECES WATER SUPPLY CORPO	70.52	4110	HANDY, RACHEL	165.79	171.44
RELIANT ENERGY	440.82	4110	HANDY, RACHEL	165.79	171.44
ROBSTOWN UTILITY SYSTEMS	4,486.42	4110	HANDY, RACHEL	165.79	171.44
STREAM ENERGY/EZ-PAY	305.90	4110	HANDY, RACHEL	165.79	171.44
TXU BILL PAYMENT	2,365.17	4110	HANDY, RACHEL	165.79	171.44
V247 POWER CORPORATION	42.01	4110	HANDY, RACHEL	165.79	171.44
NUECES COUNTY WATER DISTR	367.20	4110	SANCHEZ, ERMELINDA TREVINO	165.79	86.20
V247 POWER CORPORATION	150.00	4110	SANCHEZ, ERMELINDA TREVINO	165.79	86.20
PAYPAL SOUTHTEXASS	50.00	4110	MITSUMI, ELAYNE C	165.79	50.00
PAYPAL SOUTHTEXASS	51.81	4110	WOOLDRIDGE, LAURA ANNETTE	165.79	25.90
AMERICAN AIR0017330620163	267.00	0370	MACDONALD, ROBERT F	156.65	159.59
AMERICAN AIR0017330633922	215.00	0370	MACDONALD, ROBERT F	156.65	159.59
BEST BUY 00002352	100.45	0370	MACDONALD, ROBERT F	156.65	159.59
ORBITZ 7452333139964	301.76	0370	MACDONALD, ROBERT F	156.65	159.59
ORBITZ 7452587195670	4.06	0370	MACDONALD, ROBERT F	156.65	159.59
ORBITZ 7452589276273	69.25	0370	MACDONALD, ROBERT F	156.65	159.59
8X8 INC. 888-898-8733	289.22	0370	CARRIZALES, DANIEL VILLARREAL	156.65	152.25
BESTBUYCOM73954	95.96	0370	CARRIZALES, DANIEL VILLARREAL	156.65	152.25
MICROSOFT OFFICE 365 HOME	108.23	0370	CARRIZALES, DANIEL VILLARREAL	156.65	152.25
TWC TIME WARNER CABLE	115.58	0370	CARRIZALES, DANIEL VILLARREAL	156.65	152.25
CHAMPION CHEVY_CADILLA	526.39	3810	ROSAS, STEPHEN A	154.32	203.04
DANNYS TIRE SHOP	52.00	3810	ROSAS, STEPHEN A	154.32	203.04
H&L DISCOUNT OIL CO	599.28	3810	ROSAS, STEPHEN A	154.32	203.04
TEXAS EXCELLENCE DETAIL	40.60	3810	ROSAS, STEPHEN A	154.32	203.04
H&L DISCOUNT OIL CO	511.18	3810	CANTU, MARK A	154.32	143.80
INTERSTATE BATTERIES	207.80	3810	CANTU, MARK A	154.32	143.80
INTERSTATE BATTERIES	172.95	3810	TAMEZ JR, ELIZANDRO	154.32	89.98
STAPLES TIRE & AUTOMOTIVE	7.00	3810	TAMEZ JR, ELIZANDRO	154.32	89.98
AXON	43.30	3810	MARTINEZ, FELIPE DE JESUS	154.32	43.30
TWC TIME WARNER CABLE	144.24	5105	MUNGUIA, MELISSA BETH	144.24	144.24
HOT ROD RUDYS	334.88	3850	RAMOS JR, ROBERTO	136.92	183.75

**Nueces County**  
**Transaction Totals by Department Average**  
**Statement Date(s): 07/28/2019**

Merchant	Amount	Department	Card Holder Name	Average Transaction per Dept	Average Transaction per Cardholder
OREILLY AUTO #1982	32.62	3850	RAMOS JR, ROBERTO	136.92	183.75
DAILY WELLS COMMUNICATIO	110.00	3850	PEREZ, EFRAIN	136.92	173.48
HOT ROD RUDYS	674.96	3850	PEREZ, EFRAIN	136.92	173.48
OREILLY AUTO #1982	82.43	3850	PEREZ, EFRAIN	136.92	173.48
DEL MAR COLLEGE CASHIERS	125.00	3850	MARTIN, VANESSA	136.92	102.37
GRAINGER	146.88	3850	MARTIN, VANESSA	136.92	102.37
HOT ROD RUDYS	249.60	3850	MARTIN, VANESSA	136.92	102.37
OREILLY AUTO #1982	77.83	3850	MARTIN, VANESSA	136.92	102.37
ROBLES TIRE RECYCLING	30.00	3850	MARTIN, VANESSA	136.92	102.37
VIP CAR WASH & SUPER	189.65	3850	MARTIN, VANESSA	136.92	102.37
AMER ASSOC NOTARIESWE	96.90	3480	SALDANA, DEANNA	113.37	351.63
CC STAMP WORKS INC	340.00	3480	SALDANA, DEANNA	113.37	351.63
IN SOUTH TEXAS RESTAURAN	1,052.77	3480	SALDANA, DEANNA	113.37	351.63
PIZZA HUT #23626	172.98	3480	SALDANA, DEANNA	113.37	351.63
SABAL DENTAL ALAMEDA - VT	158.00	3480	SALDANA, DEANNA	113.37	351.63
SABAL DENTAL WEBER - VT	1,344.00	3480	SALDANA, DEANNA	113.37	351.63
BEST BUY 00002352	249.99	3480	TOREN, MILES D	113.37	293.82
THE HOME DEPOT 6584	337.65	3480	TOREN, MILES D	113.37	293.82
AUSTIN EMBASSY SUITES	167.92	3480	FLORES, HOMER	113.37	126.38
DUNKIN #353365 Q35	14.48	3480	FLORES, HOMER	113.37	126.38
H-E-B #270	23.04	3480	FLORES, HOMER	113.37	126.38
H-E-B #413	238.09	3480	FLORES, HOMER	113.37	126.38
H-E-B #462	36.25	3480	FLORES, HOMER	113.37	126.38
LA MICHOACANA BAKERY INC	65.89	3480	FLORES, HOMER	113.37	126.38
MOORE MEDICAL LLC	1,000.91	3480	FLORES, HOMER	113.37	126.38
NORMA S FRUITS & DELIGHTS	75.00	3480	FLORES, HOMER	113.37	126.38
SAMSClub #8267	389.71	3480	FLORES, HOMER	113.37	126.38
WALGREENS #4424	10.81	3480	FLORES, HOMER	113.37	126.38
RED CROSS TRNG & PROD	180.00	3480	MILAM, JOHN	113.37	90.00
THE HOME DEPOT #6584	60.54	3480	FLORES, PAUL	113.37	60.54
ACADEMY SPORTS #29	44.98	3480	SCHMIDT, CLAUDIA ANNETTE	113.37	35.42
H-E-B #069	137.38	3480	SCHMIDT, CLAUDIA ANNETTE	113.37	35.42
HOBBY-LOBBY #0066	3.59	3480	SCHMIDT, CLAUDIA ANNETTE	113.37	35.42

**Nueces County**  
**Transaction Totals by Department Average**  
**Statement Date(s): 07/28/2019**

Merchant	Amount	Department	Card Holder Name	Average Transaction per Dept	Average Transaction per Cardholder
MICHAELS STORES 1681	12.58	3480	SCHMIDT, CLAUDIA ANNETTE	113.37	35.42
PETSMART # 0196	13.99	3480	SCHMIDT, CLAUDIA ANNETTE	113.37	35.42
AMZN MKTP US MA63F2NK2	35.95	3480	MORENO, JOSHUA ANTHONY	113.37	28.40
BEAUTY MAX	49.75	3480	MORENO, JOSHUA ANTHONY	113.37	28.40
BOB BARKER COMPANY INC	33.00	3480	MORENO, JOSHUA ANTHONY	113.37	28.40
CVS/PHARMACY #06989	9.49	3480	MORENO, JOSHUA ANTHONY	113.37	28.40
DOLLAR TREE	12.99	3480	MORENO, JOSHUA ANTHONY	113.37	28.40
H-E-B #643	185.73	3480	MORENO, JOSHUA ANTHONY	113.37	28.40
NCS GED EXAM	16.25	3480	MORENO, JOSHUA ANTHONY	113.37	28.40
NETFLIX.COM	15.99	3480	MORENO, JOSHUA ANTHONY	113.37	28.40
TEA GED TRANSCRIPT	5.00	3480	MORENO, JOSHUA ANTHONY	113.37	28.40
WM SUPERCENTER #470	33.49	3480	MORENO, JOSHUA ANTHONY	113.37	28.40
IDENTOGO - TX FINGERPRINT	55.00	3480	ARISMENDEZ, YSIDRO IV	113.37	18.28
WM SUPERCENTER #470	54.66	3480	ARISMENDEZ, YSIDRO IV	113.37	18.28
WALGREENS #4424	67.50	3480	DAVIS, JAKOREY JAMAL	113.37	16.88
PP COASTALBEND	396.56	3820	BRANDON, DONNA D	110.14	396.56
IN SUPERGLASS WINDSHIELD	30.00	3820	ROBERTSON III, HUEL JAMES	110.14	18.50
SQ STICKER XPRESS	7.00	3820	ROBERTSON III, HUEL JAMES	110.14	18.50
SQ STICKER XPRESS	7.00	3820	MARTINEZ JR, MARCIAL	110.14	7.00
ARC SERVICES/TRAINING	280.00	0402	TREVINO JR, RICARDO	105.06	265.05
BEST WESTERN PLUS GEORGTW	375.16	0402	TREVINO JR, RICARDO	105.06	265.05
RED CROSS TRNG & PROD	140.00	0402	TREVINO JR, RICARDO	105.06	265.05
AN CHEVROLET N CORPUS	81.80	0402	SHULL, WILLIAM AGUSTIN	105.06	81.80
ALTEX COMPUTER AND ELECTR	161.90	0402	SVEHLA, STANLEY COY	105.06	63.54
APOLLO TOWING EASY RIDER	150.00	0402	SVEHLA, STANLEY COY	105.06	63.54
INTERSTATE BATTERIES	37.35	0402	SVEHLA, STANLEY COY	105.06	63.54
NUECES CO TX - GOV PAY FE	3.00	0402	SVEHLA, STANLEY COY	105.06	63.54
NUECES CO TX-TAC-MOTOR	7.50	0402	SVEHLA, STANLEY COY	105.06	63.54
R&R AWARDS	24.95	0402	SVEHLA, STANLEY COY	105.06	63.54
SAMSCLUB #8267	65.82	0402	SVEHLA, STANLEY COY	105.06	63.54
THE HOME DEPOT #6584	16.45	0402	SVEHLA, STANLEY COY	105.06	63.54
THERANEST WILEY M	195.00	0402	SVEHLA, STANLEY COY	105.06	63.54
WAL-MART #0470	36.98	0402	SVEHLA, STANLEY COY	105.06	63.54

**Nueces County**  
**Transaction Totals by Department Average**  
**Statement Date(s): 07/28/2019**

Merchant	Amount	Department	Card Holder Name	Average Transaction per Dept	Average Transaction per Cardholder
CULLIGAN/ULTRAPURE WAT	23.40	3830	MENDOZA JR, OSCAR	103.05	103.05
DAILY WELLS COMMUNICATIO	140.00	3830	MENDOZA JR, OSCAR	103.05	103.05
OREILLY AUTO #1982	344.43	3830	MENDOZA JR, OSCAR	103.05	103.05
SHAFFER'S MUFFLER & AUTO	266.19	3830	MENDOZA JR, OSCAR	103.05	103.05
SOUTHERN TIRE MART	153.39	3830	MENDOZA JR, OSCAR	103.05	103.05
EXXONMOBIL 45927472	40.27	6210	MUNOZ, NORMA	91.66	91.66
EXXONMOBIL 48099196	37.00	6210	MUNOZ, NORMA	91.66	91.66
SAMES KINGSVILLE FORD	317.03	6210	MUNOZ, NORMA	91.66	91.66
SQ DISTRICT 11 AE4	52.00	6210	MUNOZ, NORMA	91.66	91.66
WHEELY CLEAN - KINGSVILL	12.00	6210	MUNOZ, NORMA	91.66	91.66
INTUIT QUICKBOOKS	714.87	1250	GONZALEZ, FRANCISCA YESENIA SA	76.65	2,594.97
NUECES COUNTY WATER DISTR	4,475.07	1250	GONZALEZ, FRANCISCA YESENIA SA	76.65	2,594.97
WILEY BOOK PUBLISHERS	324.75	1250	HERNANDEZ, AIDEE	76.65	324.75
AGENT FEE 8900769304077	-80.00	1250	RAMIREZ, REBECCA MARTINEZ	76.65	-1,684.93
UNITED 0167370148636	-2,487.40	1250	RAMIREZ, REBECCA MARTINEZ	76.65	-1,684.93
UNITED 0167370148638	-2,487.40	1250	RAMIREZ, REBECCA MARTINEZ	76.65	-1,684.93
EVEREST WATER COFFEE	25.47	3300	ROBERTS, MARILEE LISEC	75.39	75.39
EZCATERSCHLOTZSKYS	111.57	3300	ROBERTS, MARILEE LISEC	75.39	75.39
HAMPTON INNS	24.90	3300	ROBERTS, MARILEE LISEC	75.39	75.39
PROVINE SCHOOL PICTURES	215.00	3300	ROBERTS, MARILEE LISEC	75.39	75.39
GARDEN CORNER OF BLUNTZER	81.00	5330	RAMIREZ, JUAN A	63.74	63.74
TRACTOR SUPPLY #333	141.92	5330	RAMIREZ, JUAN A	63.74	63.74
VIP CAR WASH AND LUBE NW	95.80	5330	RAMIREZ, JUAN A	63.74	63.74
GRAINGER	87.25	3092	HINOJOSA, VICTOR A	57.49	68.25
GREYHOUND LINES 6855	45.70	3092	HINOJOSA, VICTOR A	57.49	68.25
SOUTHERN TIRE MART	7.00	3092	HINOJOSA, VICTOR A	57.49	68.25
UNIVAR USA INC.	133.04	3092	HINOJOSA, VICTOR A	57.49	68.25
GREYHOUND LINES 6855	95.85	3092	FLORES, MICHAEL ANTHONY	57.49	63.66
UNIVAR USA INC.	95.12	3092	FLORES, MICHAEL ANTHONY	57.49	63.66
ADVANCE AUTO PARTS #8079	42.98	3092	DIAZ JR, DONACIANO R	57.49	42.12
GREYHOUND LINES 6855	48.35	3092	DIAZ JR, DONACIANO R	57.49	42.12
THE HOME DEPOT #6564	5.87	3092	DIAZ JR, DONACIANO R	57.49	42.12

**Nueces County**  
**Transaction Totals by Department Average**  
**Statement Date(s): 07/28/2019**

Merchant	Amount	Department	Card Holder Name	Average Transaction per Dept	Average Transaction per Cardholder
UNIVAR USA INC.	71.26	3092	DIAZ JR, DONACIANO R	57.49	42.12
ST ANTHONY HOTEL	45.99	1200	BENAVIDEZ, RAFAEL G	27.50	55.00
USPS PO BOXES ONLINE	64.00	1200	BENAVIDEZ, RAFAEL G	27.50	55.00
ST ANTHONY HOTEL	0.00	1200	MARTINEZ, VELMA RODRIGUEZ	27.50	0.00
COASTAL BEND SOCIETY FOR	25.00	1245	GUERRA, JULIE	25.00	25.00
USPS PO 4820200410	72.40	1130	VELA, MELISSA DIANE	17.50	18.10
USPS PO 4820200410	15.10	1130	HINOJOSA-PERSOHN, BELINDA	17.50	15.10
<b>Total</b>	<b>248,574.74</b>				

**Nueces County  
Transaction Totals by Vendor  
Statement Dates: 07/28/2019**

Merchant	Amount	Transaction Count	Average Transaction
1398 COLUMBIA	1,735.07	3	578.36
4CHANGE ENERGY CHANGE	100.59	1	100.59
8X8 INC. 888-898-8733	289.22	1	289.22
A & B PLASTICS AND FABRIC	84.00	1	84.00
A PLUS PLUMBING AND RE	813.25	2	406.62
A&W OFFICE SUPPLY	2,380.70	4	595.18
ACADEMY SPORTS #29	101.73	3	33.91
ADVANCE AUTO PARTS #3344	99.73	4	24.93
ADVANCE AUTO PARTS #8079	42.98	1	42.98
AGENT FEE 8900769304077	-80.00	1	-80.00
AGENT FEE 8900770017826	40.00	1	40.00
AIRGAS CENTRAL	222.97	1	222.97
ALTEX COMPUTER AND ELECTR	390.19	7	55.74
AMAZON.COM MH4QF7T92 AMZN	131.06	1	131.06
AMBIT TEXAS LLC	645.35	4	161.34
AMER ASSOC NOTARIESWE	96.90	1	96.90
AMERICAN AIR0017330620163	267.00	1	267.00
AMERICAN AIR0017330633922	215.00	1	215.00
AMERICAN AIR0017370148718	1,272.99	1	1,272.99
AMERICAN AIR0017379505598	294.00	1	294.00
AMERICAN LIBRARY ASSN	285.99	1	285.99
AMERICAN RED CROSS	41.35	1	41.35
AMERICAN SOLUTIONS4 BUS	1,027.17	1	1,027.17
AMIGO ENERGY	300.00	2	150.00
AMZN MKTP US MA63F2NK2	35.95	1	35.95
AMZN MKTP US MH0GL1HZ2	29.94	1	29.94
AMZN MKTP US MH1HY6NS2	59.99	1	59.99
AMZN MKTP US MH32I4CT2	60.00	1	60.00
AMZN MKTP US MH3UX8JX2	772.28	1	772.28
AMZN MKTP US MH4M22342	14.94	1	14.94
AMZN MKTP US MH5V99ZQ0	59.95	1	59.95
AMZN MKTP US MH7IT9ZE2	63.79	1	63.79
AMZN MKTP US MH7RD25L2	154.83	1	154.83
AMZN MKTP US MH9CZ1Z42	109.75	1	109.75
AN CHEVROLET N CORPUS	81.80	1	81.80
ANNAVILLE MUFFLER AND	240.08	2	120.04
AOC AUTO PARTS	173.20	1	173.20
APL ITUNES.COM/BILL	12.98	1	12.98
APOLLO TOWING EASY RIDER	150.00	1	150.00
ARC CORPUS CHRISTI 15	143.89	1	143.89
ARC SERVICES/TRAINING	280.00	1	280.00
ARMSTRONG LUMBER COMPANY	453.63	3	151.21

**Nueces County  
Transaction Totals by Vendor  
Statement Dates: 07/28/2019**

Merchant	Amount	Transaction Count	Average Transaction
ARNOLD OIL COMPANY	1,383.40	14	98.81
ASHMORE PAINT CO INC	1,638.27	5	327.65
AUSTIN EMBASSY SUITES	167.92	1	167.92
AUTOZONE #1328	32.96	3	10.99
AUTOZONE #1416	26.99	1	26.99
AXON	43.30	1	43.30
BEAUTY MAX	49.75	1	49.75
BECK MASTEN COASTAL BEND	480.00	1	480.00
BELLA BISTRO	917.99	3	306.00
BEST BUY 00002352	350.44	2	175.22
BEST BUY 00014696	64.79	1	64.79
BEST WESTERN PLUS GEORGTW	375.16	1	375.16
BESTBUYCOM73954	95.96	1	95.96
BILL SERVICING	3.50	1	3.50
BIRDS RUBBER STAMPS	250.00	1	250.00
BOB BARKER COMPANY INC	33.00	1	33.00
BOB'S CITY GARAGE	858.66	2	429.33
BROOKS TIRE INC	957.45	4	239.36
BUSH HYDRAULICS	73.14	1	73.14
BUSTERS BUTANE	24.78	1	24.78
C.C. BATTERY COMPANY	1,103.88	7	157.70
CBS RENTAL & SUPPLY	442.40	3	147.47
CC CALLER-TIMES	7.46	1	7.46
CC DISPOSAL SERVICE	78.00	1	78.00
CC DISTRIBUTORS	260.46	7	37.21
CC PLUMBING	181.38	1	181.38
CC STAMP WORKS INC	1,012.70	3	337.57
CHAMPION CHEVY_CADILLA	526.39	2	263.20
CHEMTEX ENVIRONMENTAL	890.00	1	890.00
CHICK-FIL-A #01531	14.15	2	7.08
CITY OF BISHOP UTILITIES	76.31	1	76.31
CITY OF CORPUS CHRISTI	3,570.40	32	111.58
COASTAL BEND SOCIETY FOR	25.00	1	25.00
COASTAL DIESEL	77.39	2	38.70
COASTAL OFFICE SOLUTIONS	3,370.93	5	674.19
COMPLETE DIESEL REPA	21.00	1	21.00
CONOCO - CJS ONE STOP	59.83	1	59.83
CONSERVICE	669.95	1	669.95
COOPER EQUIPMENT	932.79	1	932.79
CORPUS CHRISTI CALLER	1,984.25	4	496.06
CORPUS CHRISTI FORD	377.98	5	75.60
CORPUS CHRISTI FREIGHTLIN	761.81	9	84.65



**Nueces County  
Transaction Totals by Vendor  
Statement Dates: 07/28/2019**

Merchant	Amount	Transaction Count	Average Transaction
CORPUS CHRISTI FUNERAL	821.00	1	821.00
CORPUS CHRISTI LOCK DOC L	114.95	1	114.95
CORPUS CHRISTI REGIONAL	6,500.00	1	6,500.00
CORPUS CHRISTI SAFE AND L	74.50	4	18.62
CRAFCO INC	839.05	1	839.05
CREAGER BATTERY AND TI	49.00	7	7.00
CULLIGAN/ULTRAPURE WAT	23.40	1	23.40
CVS/PHARMACY #06989	9.49	1	9.49
DAILY WELLS COMMUNICATIO	2,110.20	12	175.85
DAIRY QUEEN #14802	9.49	1	9.49
DANNYS TIRE SHOP	52.00	1	52.00
DEL MAR COLLEGE CASHIERS	125.00	1	125.00
DIAMOND MOWERS INC	405.11	3	135.04
DIESEL ENGINE & INJECTIO	22.66	1	22.66
DISCOUNT AUTO 2	299.84	1	299.84
DMI DELL BUS ONLINE	83.98	1	83.98
DMI DELL HIGHER EDUC	1,025.97	1	1,025.97
DOGGETT HM SERVICES	763.19	4	190.80
DOLLAR TREE	12.99	1	12.99
DTV DIRECTV SERVICE	133.59	2	66.80
DUNKIN #353365 Q35	14.48	1	14.48
ED BURKES AUTO	202.52	1	202.52
ED HICKS IMPORTS MERCEDES	160.00	1	160.00
ERGON ASPHLT & EMULSIONS	840.01	1	840.01
ESC REG 2	900.00	2	450.00
ETT DOLPHINSLANDINGRENT	424.80	1	424.80
EVEREST WATER COFFEE	86.72	3	28.91
EWALD KUBOTA - CORPUS CHR	735.16	3	245.05
EXXONMOBIL 45362076	313.25	1	313.25
EXXONMOBIL 45927472	40.27	1	40.27
EXXONMOBIL 48099196	37.00	1	37.00
EZCATERSCHLOTZSKYS	111.57	1	111.57
FASCLAMPITT CC	160.70	3	53.57
FASCLAMPITT CORPUS CHRIST	224.89	5	44.98
FASTSERV SUPPLY CORPUS	5.94	1	5.94
FEDEX 33024334	4.28	1	4.28
FEDEX 33072485	12.63	1	12.63
FEDEX 485120636	24.06	1	24.06
FEDEX OFFIC44000044024	15.21	1	15.21
FERGUSON ENT # 116	1,409.47	7	201.35
FINANCIAL SERVICES	20,853.05	1	20,853.05
FIRESTONE678791	394.22	3	131.41

**Nueces County  
Transaction Totals by Vendor  
Statement Dates: 07/28/2019**

Merchant	Amount	Transaction Count	Average Transaction
FIVE POINTS AUTO CENTER	2,308.82	9	256.54
FLEETPRIDE155	94.96	1	94.96
FREEDOM AUTO SPA	21.00	1	21.00
FSI CENTERPOINT ENERGY	30.75	1	30.75
FSI CPL RETAIL	1,127.59	9	125.29
FSI DIRECT ENERGY	299.61	2	149.80
FSI FIRST CHOICE POWER	515.77	4	128.94
GALLS	169.89	3	56.63
GALVANS PAINT & BODY LLC	1,157.36	1	1,157.36
GARDEN CORNER OF BLUNTZER	81.00	1	81.00
GATEWAY PRINTING & OFFICE	11,051.06	34	325.03
GENERAL CRANE SERVICE CO	280.00	1	280.00
GOODYEAR A.S.C. #4738	1,198.49	6	199.75
GOODYEAR TIRE #4739	1,194.77	3	398.26
GOVERNMENT PAYMENTS	3.00	1	3.00
GPOWER	93.04	1	93.04
GRAINGER	6,642.93	5	1,328.59
GRANDE COMMUNICATIONS	71.71	1	71.71
GRAYBAR ELECTRIC	729.54	6	121.59
GRAYBAR ELECTRIC COMPANY	-587.28	3	-195.76
GREY HOUSE PUBLISHING SAL	290.00	1	290.00
GREYHOUND LINES 6855	231.40	5	46.28
GUARD MASTER FIRE & SAFE	385.00	1	385.00
GUARDIAN FUNERAL HOME & C	921.00	1	921.00
GULF COAST GRAPHICS	185.00	1	185.00
GULF COAST HURRICANE SHUT	675.00	1	675.00
GULF COAST MAILING SERV	1,295.72	1	1,295.72
GULF COAST MARINE INC.	1,057.46	1	1,057.46
GULF COAST NUT & BOLT SUP	10.47	1	10.47
GULF COAST PAPER COMPANY-	21,953.26	29	757.01
H&L DISCOUNT OIL CO	1,110.46	5	222.09
H-E-B #270	23.04	2	11.52
H-E-B #413	238.09	1	238.09
H-E-B #069	137.38	1	137.38
H-E-B #462	2,507.81	2	1,253.90
H-E-B #643	185.73	5	37.15
HALFF ASSOCIATES INC.	1,600.00	1	1,600.00
HAMPTON INNS	24.90	1	24.90
HARBOR FREIGHT TOOLS 71	44.47	1	44.47
HERITAGE POWER	150.00	1	150.00
HOBBY-LOBBY #0066	3.59	1	3.59
HOLIDAY INN EXPRESS	168.00	1	168.00

**Nueces County  
Transaction Totals by Vendor  
Statement Dates: 07/28/2019**

Merchant	Amount	Transaction Count	Average Transaction
HOLIDAY INN EXPRESS & SU	201.16	2	100.58
HOLIDAY INN HOTEL	216.96	2	108.48
HOLT CAT AR FINANCE - 07	1,686.40	1	1,686.40
HOLT CAT CORPUS - MC	1,141.63	7	163.09
HOMEDEPOT.COM	2,160.89	2	1,080.44
HOSE OF SOUTH TEXAS	777.89	7	111.13
HOT ROD RUDYS	1,259.44	4	314.86
HOTEL HOLIDAY INN EXP	277.58	1	277.58
HUB CITY OVERHEAD DOOR CO	420.00	1	420.00
HUSKY TRAILER& PARTS CO	30.96	1	30.96
ICS JAIL SUPPLIES INC.	3,035.00	2	1,517.50
IDENTOGO - TX FINGERPRINT	55.00	5	11.00
IDU INSIGHT PUBLIC SEC	1,316.53	2	658.26
IMPERIAL TRIM SHOP	425.00	1	425.00
IN ACADEMIC CHURCH & CHO	578.00	2	289.00
IN ALLISON TRANS TECH LL	921.83	1	921.83
IN ARTISTIC BRONZE INC.	450.00	1	450.00
IN PRO TECH MECHANICAL I	1,648.72	3	549.57
IN SOUTH TEXAS RESTAURAN	1,052.77	2	526.38
IN SUPERGLASS WINDSHIELD	30.00	1	30.00
INFINITE ELECTRIC LLC	150.00	1	150.00
INTERNATIONAL ELECTRONICS	394.38	4	98.60
INTERSTATE BATTERIES	1,009.84	6	168.31
INTUIT QUICKBOOKS	714.87	1	714.87
ISLAND TIRE AND AUTOMOTIV	15.00	1	15.00
ISLE MAIL AND MORE 3ECEFB	12.42	1	12.42
ITD PRINT SOLUTIONS	1,637.00	3	545.67
JEANS RESTAURANT SUPPLY	156.84	1	156.84
JOHNSON CONTROLS SS	-1,069.72	1	-1,069.72
JOHNSTONE SPLY AT CORPUS	319.00	1	319.00
JUST ENERGY	311.18	3	103.73
KIMBALL MIDWEST	263.68	1	263.68
LA MICHOACANA BAKERY INC	65.89	3	21.96
LOGMEIN GOTOMEETING	147.00	1	147.00
LOWES #01825	1,320.67	8	165.08
LUBRICATION STATION	76.96	1	76.96
LUMBER LIQUIDATORS 171	40.67	1	40.67
MARKER 37 LLC	195.91	1	195.91
MARKER 37 MARINA	216.47	2	108.24
MCCOYS #17	159.60	2	79.80
MCDONALD'S F13608	8.22	1	8.22
MCDONALD'S F7584	23.89	1	23.89

**Nueces County  
Transaction Totals by Vendor  
Statement Dates: 07/28/2019**

Merchant	Amount	Transaction Count	Average Transaction
MG BUILDING CORPUS CHRIS	296.70	2	148.35
MICHAELS STORES 1681	12.58	2	6.29
MICROSOFT OFFICE 365 HOME	108.23	1	108.23
MINIT MAN - 4	7.00	1	7.00
MNI DIESEL INC.	859.36	2	429.68
MOMAR INC	656.98	1	656.98
MOODY GARDENS HOTEL	593.40	2	296.70
MOORE MEDICAL LLC	1,000.91	1	1,000.91
MY BINDING COM	26.34	1	26.34
NCS GED EXAM	16.25	1	16.25
NETFLIX.COM	15.99	1	15.99
NNA SERVICES LLC	311.08	2	155.54
NORMA S FRUITS & DELIGHTS	75.00	2	37.50
NORTH PADRE HARDWARE	481.31	11	43.76
NORTHERN TOOL + EQUIP	35.00	1	35.00
NOTARIES.COM	99.95	1	99.95
NSC NORTHERN SAFETY CO	346.25	1	346.25
NUECES CO TX - GOV PAY FE	15.00	5	3.00
NUECES CO TX-TAC-MOTOR	187.50	5	37.50
NUECES COUNTY WATER DISTR	5,239.47	12	436.62
NUECES ELECTRIC COOP	208.00	2	104.00
NUECES POWER EQUIPMENT	559.45	2	279.72
NUECES WATER SUPPLY CORPO	70.52	1	70.52
OFFICE DEPOT #468	30.27	1	30.27
OFFICE DEPOT #70	33.98	1	33.98
OIL PATCH PETROLEUM INC	526.02	5	105.20
OMNI AUSTIN SOUTHPARK	2,949.75	7	421.39
ORBITZ 7452333139964	301.76	1	301.76
ORBITZ 7452587195670	4.06	1	4.06
ORBITZ 7452589276273	69.25	1	69.25
OREILLY AUTO #0635	103.92	8	12.99
OREILLY AUTO #1687	41.34	4	10.34
OREILLY AUTO #1982	785.48	11	71.41
PACIFIC COAST BREAKER INC	1,197.80	1	1,197.80
PAW ALL FAITH CREMATION	821.00	1	821.00
PAYPAL NACAA	450.00	1	450.00
PAYPAL NACEINTERNA	600.00	2	300.00
PAYPAL SOUTHTEXASS	101.81	3	33.94
PENGAD INC	139.48	2	69.74
PETSMART # 0196	13.99	1	13.99
PITNEY BOWES PI	255.00	1	255.00
PIZZA HUT #23626	172.98	1	172.98

**Nueces County  
Transaction Totals by Vendor  
Statement Dates: 07/28/2019**

Merchant	Amount	Transaction Count	Average Transaction
PMI PIPE STEEL AND SUPPLI	160.37	1	160.37
PORT ARANSAS HARDWARE	58.88	3	19.63
POSTNET (TX162)	82.60	2	41.30
PP COASTALBEND	396.56	1	396.56
PRAXAIR DIST INC 70245	216.05	1	216.05
PRAXAIR DIST INC OAM	316.95	2	158.48
PRO FIRE PROTECTION INC	36.00	1	36.00
PROVINE SCHOOL PICTURES	215.00	2	107.50
QUALITY SAFETY SVC INC	545.00	2	272.50
R&R AWARDS	24.95	1	24.95
RAM PRODUCTS LTD.	279.87	1	279.87
RED CROSS TRNG & PROD	590.00	4	147.50
RELIANT ENERGY	649.02	4	162.26
ROBLES TIRE RECYCLING	680.79	9	75.64
ROBSTOWN HARDWARE CO INC	1,960.42	8	245.05
ROBSTOWN UTILITY SYSTEMS	5,378.15	28	192.08
S. TEXAS ALL BATTERY	77.95	1	77.95
SABAL DENTAL ALAMEDA - VT	158.00	1	158.00
SABAL DENTAL WEBER - VT	1,344.00	3	448.00
SAMES FORD LINCOLN	156.99	2	78.50
SAMES KINGSVILLE FORD	317.03	1	317.03
SAMS CLUB #8267	166.00	3	55.33
SAMSCLUB #8267	873.64	6	145.61
SAMSCLUB.COM	140.00	1	140.00
SANTA FE ANIMAL HOSPITAL	70.73	1	70.73
SECURITYMETRICS INC.	169.98	1	169.98
SHAFFER'S MUFFLER & AUTO	266.19	5	53.24
SHEINBERG TOOL CO. INC.	649.13	4	162.28
SHERATON GUNTER SAN ANTN	913.32	2	456.66
SOUTHERN TIRE MART	3,221.22	11	292.84
SPL ROBSTOWN HARDWARE COM	2,194.14	7	313.45
SQ DISTRICT 11 AE4	52.00	1	52.00
SQ G A DOUGLAS	450.00	1	450.00
SQ JMJ BUSINESS EQ	466.46	1	466.46
SQ SHORELINE SANDW	143.27	1	143.27
SQ SOUTH TEXAS SMALL ENG	17.98	1	17.98
SQ STICKER XPRESS	14.00	2	7.00
SQ TEXAS SIGN EXPR	1,500.00	1	1,500.00
ST ANTHONY HOTEL	45.99	3	15.33
STAINLESS STEEL PRODUCTS	885.00	1	885.00
STANLEY STEEMERCORCHR	353.99	1	353.99
STAPLES TIRE & AUTOMOTIVE	7.00	1	7.00

**Nueces County  
Transaction Totals by Vendor  
Statement Dates: 07/28/2019**

Merchant	Amount	Transaction Count	Average Transaction
STATE BAR TX-CLE WEB	570.00	1	570.00
STREAM ENERGY/EZ-PAY	305.90	2	152.95
TCEQ EPAYMENT	400.00	1	400.00
TDCAA	2,139.00	5	427.80
TDLR BOILER INVOICE	286.82	2	143.41
TEA GED TRANSCRIPT	5.00	1	5.00
TEXAN GLASS - SOUTH INC	400.00	2	200.00
TEXAS EXCELLENCE DETAIL	40.60	2	20.30
TEXAS NURSERY&LANDSCAPE A	215.00	1	215.00
TEXAS RECREATION & PARK S	85.00	1	85.00
TEXAS THRONE LLC	750.00	2	375.00
THE HOME DEPOT #0526	1,335.42	4	333.86
THE HOME DEPOT #6564	1,791.29	15	119.42
THE HOME DEPOT #6584	788.55	20	39.43
THE HOME DEPOT 526	247.76	1	247.76
THE HOME DEPOT 6564	1,468.11	5	293.62
THE HOME DEPOT 6584	1,238.34	4	309.58
THE ISLAND CAR WASH	12.00	1	12.00
THE PAIGE COMPANY CONT	839.50	1	839.50
THE SHARP SHOOTER	31.98	2	15.99
THE STUDIO	128.10	1	128.10
THERANEST WILEY M	195.00	1	195.00
TLC LIBRARY CORPORATIO	349.00	1	349.00
TLO TRANSUNION	158.30	1	158.30
TOTAL MAINTENANCE SOLUTIO	6,029.32	8	753.66
TOTAL PROTECTION SYSTEMS	3,381.00	11	307.36
TRACTOR SUPPLY #333	401.86	4	100.46
TREVINO FUNERAL HOME	821.00	1	821.00
TRUCKERS EQUIPMENT	2,382.49	2	1,191.24
TURF AND IRRIGATION HARDW	20.00	1	20.00
TWC TIME WARNER CABLE	4,016.36	15	267.76
TXU BILL PAYMENT	4,728.00	22	214.91
ULINE SHIP SUPPLIES	379.00	1	379.00
ULTIMATE SIGNS AND GRAPHI	500.00	1	500.00
UNITED 0161522585489	14.00	1	14.00
UNITED 0161522585490	24.00	1	24.00
UNITED 0162464097508	848.00	1	848.00
UNITED 0167370148636	-2,487.40	1	-2,487.40
UNITED 0167370148638	-2,487.40	1	-2,487.40
UNIVAR USA INC.	299.42	3	99.81
USPS PO 4820200410	435.95	7	62.28
USPS PO 4820230409	1,375.00	1	1,375.00

**Nueces County  
Transaction Totals by Vendor  
Statement Dates: 07/28/2019**

Merchant	Amount	Transaction Count	Average Transaction
USPS PO 4876650380	17.12	1	17.12
USPS PO BOXES ONLINE	64.00	1	64.00
V247 POWER CORPORATION	192.01	2	96.00
VETERAN ENERGY LLC	76.59	1	76.59
VIP CAR WASH & SUPER	189.65	1	189.65
VIP CAR WASH AND LUBE NW	95.80	2	47.90
WAL-MART #0464	80.84	2	40.42
WAL-MART #0470	64.91	3	21.64
WAL-MART #1494	36.68	1	36.68
WALGREENS #4424	78.31	5	15.66
WAUKESHA-PEARCE CORPUS	577.76	1	577.76
WEST MARINE #1308	158.93	1	158.93
WESTERN AUTO ACE HARDWAR	208.82	5	41.76
WHATABURGER 919 Q26	10.70	1	10.70
WHEELY CLEAN - KINGSVILL	12.00	1	12.00
WILEY BOOK PUBLISHERS	324.75	1	324.75
WM SUPERCENTER #464	38.74	1	38.74
WM SUPERCENTER #470	306.92	4	76.73
WM SUPERCENTER #490	188.52	1	188.52
WOODY'S TRUCK CENTER	1,518.21	7	216.89
ZAM AUTOMOTIVE	646.36	2	323.18
ZARSKY LUMBER-PORT A	862.95	6	143.82
ZORO TOOLS INC	349.00	1	349.00
<b>Total</b>	<b>248,574.74</b>	<b>996</b>	<b>249.57</b>

**Nueces County  
Transaction Totals by Vendor YTD  
For the 10 months ending 07/28/2019**

Merchant	Amount	Transaction Count	Average Transaction
GULF COAST PAPER COMPANY-	267,802.09	367	729.71
FINANCIAL SERVICES	227,326.81	11	20,666.07
RICOH USA INC	177,279.04	13	13,636.85
GATEWAY PRINTING & OFFICE	149,128.79	498	299.46
AT&T BILL PAYMENT	99,082.96	14	7,077.35
JOHNSON CONTROLS SS	55,993.22	66	848.38
ROBSTOWN UTILITY SYSTEMS	55,568.77	290	191.62
TWC TIME WARNER CABLE	51,140.64	187	273.48
THE HOME DEPOT #6564	49,165.30	256	192.05
COASTAL OFFICE SOLUTIONS	49,125.44	60	818.76
ROBSTOWN HARDWARE CO INC	48,212.38	179	269.34
CITY OF CORPUS CHRISTI	47,605.63	373	127.63
A&W OFFICE SUPPLY	42,567.12	40	1,064.18
TXU BILL PAYMENT	40,183.49	201	199.92
PROF PLUMBING GROUP	31,996.73	35	914.19
ADI-SA	31,890.42	14	2,277.89
SOUTHERN TIRE MART	29,528.50	80	369.11
NUECES COUNTY WATER DISCT	27,843.84	97	287.05
HOLT CAT CORPUS - MC	26,374.59	77	342.53
DAILY WELLS COMMUNICATIO	26,234.75	104	252.26
IN PRO TECH MECHANICAL I	25,677.00	30	855.90
TARGET 00003350	22,230.68	6	3,705.11
CORPUS CHRISTI REGIONAL	21,750.00	5	4,350.00
ITD PRINT SOLUTIONS	20,453.00	25	818.12
CORPUS CHRISTI CALLER	19,700.80	38	518.44
ASHMORE PAINT CO INC	18,553.53	61	304.16
GULF COAST MAILING SERV	18,077.88	12	1,506.49
INTUIT QUICKBOOKS	17,928.91	14	1,280.64
ARNOLD OIL COMPANY	15,930.96	125	127.45
TREVINO FUNERAL HOME	14,498.55	20	724.93
THE HOME DEPOT #6584	14,091.68	231	61.00
1398 COLUMBIA	14,057.64	18	780.98
AMERICAN SOLUTIONS4 BUS	13,683.28	16	855.20
FIVE POINTS AUTO CENTER	13,676.11	47	290.98
TOTAL PROTECTION SYSTEMS	13,292.25	39	340.83
GCR 630CORPCHRISTITX	13,043.11	55	237.15
USPS PO 4820250415	12,551.44	13	965.50
A PLUS PLUMBING AND RE	12,320.40	22	560.02
TDCAA	12,304.00	19	647.58
GRAYBAR ELECTRIC	11,991.43	63	190.34
IN RICHLINE TECHNICAL SE	11,795.37	5	2,359.07
GRAINGER	11,665.56	46	253.60



**Nueces County  
Transaction Totals by Vendor YTD  
For the 10 months ending 07/28/2019**

Merchant	Amount	Transaction Count	Average Transaction
SQ G A DOUGLAS	11,402.81	24	475.12
IN GULF BUSINESS PRINTIN	11,305.40	5	2,261.08
NORTH PADRE HARDWARE	11,255.93	154	73.09
MOORE MEDICAL LLC	11,249.97	27	416.67
PAW ALL FAITH CREMATION	11,170.73	12	930.89
THE HOME DEPOT 6564	11,151.08	40	278.78
TOTAL MAINTENANCE SOLUTIO	11,025.22	13	848.09
LOWES #01825	10,852.62	103	105.37
MG BUILDING CORPUS CHRIS	10,713.54	46	232.90
DISCOUNT-TIRE-CO TXC-05	10,252.20	30	341.74
STATE BAR TX-DUES-WEB	10,048.00	11	913.45
H-E-B #184	10,004.91	12	833.74
CORPUS CHRISTI FREIGHTLIN	9,973.43	59	169.04
LNSTARPROD	9,869.87	13	759.22
GALVANS PAINT & BODY LLC	9,793.61	8	1,224.20
BECK MASTEN COASTAL BEND	9,753.52	29	336.33
CRADLEPOINT	9,751.07	1	9,751.07
ROBLES TIRE RECYCLING	9,400.99	39	241.05
RELIANT ENERGY	9,302.61	62	150.04
COASTAL DIESEL	9,275.96	114	81.37
CBS RENTAL & SUPPLY	9,048.80	48	188.52
OREILLY AUTO #1982	8,925.84	140	63.76
C.C. BATTERY COMPANY	8,875.14	62	143.15
CC STAMP WORKS INC	8,781.95	64	137.22
IDU INSIGHT PUBLIC SEC	8,648.32	10	864.83
EWALD KUBOTA - CORPUS CHR	8,403.73	45	186.75
DELTA SPECIALTIES SUPPLY	8,308.32	8	1,038.54
NUECES COUNTY WATER DISTR	8,110.27	17	477.07
FSI CPL RETAIL	8,037.51	62	129.64
OMNI AUSTIN SOUTHPARK	7,816.47	13	601.27
JUST ENERGY	7,793.74	56	139.17
UNIVAR USA INC	7,665.25	60	127.75
THE HOME DEPOT 6584	7,519.55	45	167.10
GOODYEAR TIRE #4739	7,510.35	25	300.41
BOB BARKER COMPANY INC	7,502.06	27	277.85
WAUKESHA-PEARCE CORPUS	7,420.57	20	371.03
WOODY'S TRUCK CENTER	7,380.72	79	93.43
INTERSTATE BATTERIES	7,292.61	38	191.91
A & B PLASTICS AND FABRIC	6,938.71	15	462.58
ZORO TOOLS INC	6,935.37	24	288.97
A-1 TIRE & AUTO	6,873.65	30	229.12
HOSE OF SOUTH TEXAS	6,820.91	83	82.18

**Nueces County  
Transaction Totals by Vendor YTD  
For the 10 months ending 07/28/2019**

Merchant	Amount	Transaction Count	Average Transaction
PRAXAIR DIST INC 70245	6,786.68	9	754.08
CORPUS CHRISTI SAFE AND L	6,745.30	39	172.96
FERGUSON ENT # 116	6,493.29	44	147.57
ALTEX COMPUTER AND ELECTR	6,489.38	52	124.80
ICS JAIL SUPPLIES INC.	6,467.00	7	923.86
CORPUS CHRISTI FORD	6,347.85	48	132.25
PAYPAL ALARMTX	6,259.50	9	695.50
BINSWANGER GLASS #100	6,237.76	11	567.07
SHEINBERG TOOL CO. INC.	6,155.09	44	139.89
ACADEMY SPORTS #29	6,051.83	19	318.52
THE PAIGE COMPANY CONT	6,050.50	8	756.31
GUARDIAN FUNERAL HOME & C	6,047.00	7	863.86
FASCLAMPITT CORPUS CHRIST	6,034.85	44	137.16
WALGREENS #4424	5,902.66	29	203.54
POSTNET (TX162)	5,898.02	27	218.45
PITNEY BOWES PI	5,750.74	13	442.36
CORPUS CHRISTI FUNERAL	5,734.50	6	955.75
ROMCO EQUIPMENT 013	5,631.13	7	804.45
NSC NORTHERN SAFETY CO	5,592.46	25	223.70
CORPUS CHRISTI ELECTRIC	5,498.02	28	196.36
ANNAVILLE MUFFLER & AU	5,236.29	27	193.94
PMI ROBSTOWN	5,216.02	23	226.78
IN LONE STAR PRODUCTS &	5,215.66	4	1,303.92
ZEBRATECHNOLOGIES INTL	5,209.31	5	1,041.86
TRACTOR SUPPLY #333	5,185.09	47	110.32
MOMAR INC	5,160.58	13	396.97
NUECES ELECTRIC COOP	5,041.86	30	168.06
SQ ORLANDO DOMINGUEZ	5,035.00	1	5,035.00
IN R & R PETRO SERVICES	5,034.47	8	629.31
AMZN MKTP US MB2UF7430	5,028.50	1	5,028.50
S. TEXAS ALL BATTERY	5,020.72	15	334.71
SQ CARS 4 CREDIT	4,940.06	9	548.90
TRUCKERS EQUIPMENT	4,892.21	21	232.96
STREAM ENERGY/EZ-PAY	4,887.87	48	101.83
SHERATON GRAND LOS ANGELE	4,794.56	4	1,198.64
SQ CARRILLOS WELDI	4,764.69	5	952.94
TEXAS ASSOCIATION OF C	4,745.00	21	225.95
JOHNSTONE SPLY AT CORPUS	4,735.00	36	131.53
ELSAG NORTH AMERICA	4,663.20	2	2,331.60
SQ AUTO WORKS UNLI	4,620.50	15	308.03
HOLIDAY INN EXPRESS	4,523.45	20	226.17
HOT ROD RUDYS	4,490.26	20	224.51

**Nueces County  
Transaction Totals by Vendor YTD  
For the 10 months ending 07/28/2019**

Merchant	Amount	Transaction Count	Average Transaction
GOODYEAR A.S.C. #4738	4,427.45	20	221.37
HOLIDAY INN	4,416.17	18	245.34
H-E-B #462	4,407.95	18	244.89
TEXAS THRONE LLC	4,375.00	9	486.11
ISLAND TIRE AND AUTOMOTIV	4,347.60	47	92.50
OFFICE DEPOT #1127	4,292.89	45	95.40
ARC SERVICES/TRAINING	4,287.00	29	147.83
SHEINBERG TOOL CO INC	4,265.59	19	224.50
SCOTT ELECTRIC COMPANY	4,248.26	5	849.65
CC DISTRIBUTORS	4,163.88	45	92.53
FACILITY SOLUTIONS GROUP	4,091.49	5	818.30
AN CHEVROLET N CORPUS	4,069.08	22	184.96
SCHINDLER ELEVATOR CORP	4,050.80	5	810.16
TEXAS DIESEL SPECIALIST	4,043.28	3	1,347.76
ENVIROTEST LLC	3,996.00	3	1,332.00
TASER INTERNATIONAL	3,924.00	3	1,308.00
BIG JOES TIRE & AUTO	3,881.21	5	776.24
THC VIRTUAL AUSTIN	3,850.00	3	1,283.33
COOPER EQUIPMENT	3,768.51	6	628.08
ERGON ASPHLT & EMULSIONS	3,756.13	6	626.02
FSI FIRST CHOICE POWER	3,712.50	29	128.02
ZARSKY LUMBER-PORT A	3,667.20	40	91.68
EMBASSY SUITES SAN MR	3,667.19	10	366.72
DTV DIRECTV SERVICE	3,658.69	27	135.51
DLT SOLUTIONS 703-773-	3,644.70	1	3,644.70
ON SITE DECALS	3,642.95	6	607.16
WM SUPERCENTER #470	3,641.02	27	134.85
THE HOME DEPOT #0526	3,620.43	44	82.28
AMIGO ENERGY	3,555.24	28	126.97
AMBIT TEXAS LLC	3,501.28	31	112.94
SAN LUIS GALVESTON HOT	3,495.59	17	205.62
GOVERNMENT FINANCE OFFIC	3,471.00	7	495.86
CARS 4 CREDIT	3,469.09	7	495.58
IN ACADEMIC CHURCH & CHO	3,462.00	11	314.73
MORGAN STREET DENTAL CE	3,439.00	13	264.54
OREILLY AUTO #0635	3,425.52	103	33.26
INDUSTRIAL FABRICATORS OF	3,390.25	6	565.04
ED BURKES AUTO	3,345.52	12	278.79
STANLEY STEEMERCORCHR	3,294.94	7	470.71
EMBASSY SUITES BY HILTON	3,277.72	3	1,092.57
FAMILY COUNSELING SERVICE	3,270.00	1	3,270.00
FASTSERV SUPPLY CORPUS	3,266.70	35	93.33

**Nueces County**  
**Transaction Totals by Vendor YTD**  
**For the 10 months ending 07/28/2019**

Merchant	Amount	Transaction Count	Average Transaction
THOMSON WEST TCD	3,255.00	8	406.88
NETWORKTIGERS INC	3,216.47	4	804.12
IN SOUTH TEXAS RESTAURAN	3,182.67	6	530.44
8X8 INC. 888-898-8733	3,129.09	11	284.46
PROFIRE PROTECTION INC.	3,094.50	10	309.45
ADVANCE AUTO PARTS #3344	3,088.70	89	34.70
KOETTER FIRE CORPUS	3,073.51	4	768.38
AIRGAS CENTRAL	3,071.24	21	146.25
COASTAL A.D.S INC.	3,052.82	21	145.37
ZIEBART TX-70	3,043.00	3	1,014.33
CORPUS AUTO SERVICE	3,041.06	2	1,520.53
IN TROYS FENCE	3,025.00	5	605.00
BEST BUY 00002352	3,000.05	19	157.90
STERLING HEALTHCARE OPCO	2,991.00	2	1,495.50
MAACO	2,984.40	2	1,492.20
HAMPTON INNS	2,979.45	7	425.64
USPS PO 4820200410	2,954.53	66	44.77
TEXAN GLASS - SOUTH INC	2,950.00	12	245.83
WAL-MART #1494	2,938.41	41	71.67
WILBUR ELLIS TAFT	2,912.50	8	364.06
SQ TOTAL PROTECTIO	2,890.00	10	289.00
RAPID AIR	2,846.50	6	474.42
HOMEDEPOT.COM	2,831.72	8	353.96
AN COLLISION CORPUS	2,815.20	2	1,407.60
IMPERIAL TRIM SHOP	2,810.00	9	312.22
COOPERS COLLISION CENTER	2,778.78	1	2,778.78
DEL-AIR CO INC	2,775.72	2	1,387.86
D & C FENCE CO. INC	2,765.00	3	921.67
FIRETROL PROTECTION SYSTE	2,760.82	7	394.40
SAMSClub #8267	2,751.68	22	125.08
WORTH HYDROCHEM OF CORPUS	2,750.00	3	916.67
VISTA.COM	2,750.00	1	2,750.00
BOB'S CITY GARAGE	2,734.25	6	455.71
BROOKS TIRE INC	2,689.28	23	116.93
CARROT TOP INDUSTRIES	2,670.69	7	381.53
DMI DELL HIGHER EDUC	2,626.52	8	328.32
USPS PO 4820230409	2,625.00	2	1,312.50
FLEETPRIDE155	2,542.81	8	317.85
MUNIZ ELECTRICAL AND COOL	2,540.80	5	508.16
SQ SUAREZ PAINTING	2,525.00	2	1,262.50
THE HOME DEPOT 526	2,511.22	12	209.27
WM SUPERCENTER #1494	2,473.73	33	74.96

**Nueces County  
Transaction Totals by Vendor YTD  
For the 10 months ending 07/28/2019**

Merchant	Amount	Transaction Count	Average Transaction
H&L DISCOUNT OIL CO	2,446.00	10	244.60
NORTHERN TOOL + EQUIP	2,442.95	5	488.59
SQ X RAY ON WHEELS	2,430.00	2	1,215.00
INTAB LLC	2,428.38	2	1,214.19
EXXONMOBIL 45362076	2,405.22	5	481.04
COMPLETE DIESEL REPAIR	2,324.34	8	290.54
OFFICE DEPOT #468	2,301.77	20	115.09
MID COAST ELECTRIC SUPPLY	2,286.71	7	326.67
FREDPRYOR CAREERTRACK	2,285.00	3	761.67
NNA SERVICES LLC	2,219.08	15	147.94
NUECES POWER EQUIPMENT	2,218.81	7	316.97
UNITEDSCOPE	2,216.97	1	2,216.97
HELENA CHEM CO 25041	2,214.80	6	369.13
KIMBALL MIDWEST	2,214.78	9	246.09
CELEBRATE EXCELLENCE	2,212.50	1	2,212.50
THERANEST WILEY M	2,204.62	11	200.42
SPL ROBSTOWN HARDWARE COM	2,194.14	7	313.45
VIP CAR WASH AND LUBE NW	2,180.50	35	62.30
HEB #184	2,168.70	2	1,084.35
DISCOUNT TIRE TXC 12	2,167.33	4	541.83
BETA TECHNOLOGY INC	2,146.50	3	715.50
NATIONAL SAFETY COUNCIL	2,145.97	7	306.57
MNI DIESEL INC.	2,145.61	5	429.12
SQ TEXAS SIGN EXPR	2,130.00	5	426.00
FASCLAMPITT CC	2,120.08	20	106.00
FAST FLEET SERVICES	2,114.97	3	704.99
GUARD MASTER FIRE & SAFE	2,110.00	6	351.67
PYL MYAN MANAGEMENT	2,095.66	2	1,047.83
VULCAN INC	2,093.25	4	523.31
THERANEST ANNUAL SUB	2,080.00	1	2,080.00
DIGICERT INC	2,079.00	2	1,039.50
DISCOUNT AUTO 2	2,037.67	10	203.77
WAL-MART #0464	2,024.72	19	106.56
XOOM ENERGY TEXAS	2,016.73	18	112.04
SAMES FORD LINCOLN	2,013.88	22	91.54
SQ MAYORGA AUTOMOT	2,005.27	1	2,005.27
SILSBEE FORD	2,001.00	4	500.25
FRANK TINGL	1,999.00	1	1,999.00
LONG BEACH HILTON	1,996.40	2	998.20
C&S PLATING & BUMPER RECY	1,975.72	3	658.57
HYATT REGENCY AUSTIN	1,965.29	5	393.06
AG PRO TAFT 010102	1,957.51	5	391.50

**Nueces County**  
**Transaction Totals by Vendor YTD**  
**For the 10 months ending 07/28/2019**

Merchant	Amount	Transaction Count	Average Transaction
ARM CONSTRUCTION	1,950.00	1	1,950.00
CRITTER CONTROL SOUTH TX	1,949.00	1	1,949.00
MARKER 37 LLC	1,948.06	13	149.85
ROMCO EQUIPMENT 003	1,939.52	1	1,939.52
NUECES CO TX-TAC-MOTOR	1,935.75	42	46.09
SAMS CLUB #8267	1,932.65	16	120.79
VIP CAR WASH & SUPER	1,932.45	10	193.24
HOTELS.COM153722335605	1,929.87	1	1,929.87
GREYHOUND LINES 6855	1,924.95	37	52.03
FSGI CORPUS LIGHTING	1,916.90	5	383.38
HOLIDAY INN EXPRESS & SU	1,915.06	16	119.69
ULTIMATE SIGNS AND GRAPHI	1,902.00	7	271.71
SPRING PLUMBING CONSTRUCT	1,866.54	2	933.27
GT DISTRIBUTORS INC	1,861.57	1	1,861.57
DIESEL ENGINE & INJECTIO	1,851.02	20	92.55
TCEQ EPAYMENT	1,845.00	3	615.00
RAM PRODUCTS LTD.	1,842.68	8	230.34
AMAZON.COM MT1QN1400	1,835.19	1	1,835.19
SOUTHWEST WHEEL CO COR	1,825.64	21	86.94
GOES HEATING SYSTEMS	1,809.60	4	452.40
ADI-AU	1,800.97	1	1,800.97
IN CUBIT CONTRACTING LLC	1,800.00	1	1,800.00
ADAMSMETALDETECTORS	1,800.00	1	1,800.00
ATLAS PHONES.COM	1,792.35	3	597.45
3G GRAPHICS	1,777.66	7	253.95
FRANCO'S GARAGE	1,770.00	6	295.00
24 HR SAFETY-CORPUS CH	1,767.95	6	294.66
TRACTOR SUPPLY CO #1907	1,761.72	19	92.72
DSI DIST CORP	1,750.00	1	1,750.00
ZAM AUTOMOTIVE	1,742.61	4	435.65
INNOVATIVE SIGN LLC	1,740.15	4	435.04
SANTA FE ANIMAL HOSPITAL	1,730.46	13	133.11
GULF COAST NUT & BOLT SUP	1,711.99	13	131.69
ARROW DISPLAY SIGNS INC.	1,700.00	1	1,700.00
ATT BILL PAYMENT	1,695.93	16	106.00
HOLT CAT AR FINANCE - 07	1,686.40	1	1,686.40
CERTIFIED LABORATORIES	1,683.65	3	561.22
IN J&B PAVELKA INC.	1,672.63	3	557.54
INDUSTRIAL COMMUNICATIONS	1,668.11	3	556.04
S&S CORPUS	1,662.97	1	1,662.97
GALLS	1,656.13	8	207.02
SQ GOSQ.COM TIMOTH	1,650.00	3	550.00

**Nueces County**  
**Transaction Totals by Vendor YTD**  
**For the 10 months ending 07/28/2019**

Merchant	Amount	Transaction Count	Average Transaction
EWING IRRIGATION PRD 146	1,648.07	2	824.04
UNITY CHAPEL FUNERAL	1,642.00	2	821.00
MARRIOTT WOODLANDS	1,623.33	3	541.11
ROMCO EQUIPMENT 004	1,619.77	2	809.88
LOGMEIN GOTOMEETING	1,617.00	11	147.00
EMBCC	1,613.60	2	806.80
ZARSKY LUMBER-CORPUS	1,609.90	10	160.99
GULF COAST MARINE INC.	1,607.60	3	535.87
SR PARTS GLOBAL SOLUTION	1,603.00	7	229.00
HALFF ASSOCIATES INC.	1,600.00	1	1,600.00
AMZN MKTP US	1,578.43	11	143.49
IDENTOGO - TX FINGERPRINT	1,561.21	142	10.99
FULLER TRACTOR COMPANY	1,550.72	1	1,550.72
HUB CITY OVERHEAD DOOR CO	1,545.00	4	386.25
W WHITE AIR CONDITIONING	1,545.00	1	1,545.00
H-E-B #643	1,542.12	21	73.43
OREILLY AUTO #0711	1,530.65	12	127.55
HYATT HOUSE AUSTIN/DOW	1,528.45	5	305.69
EDDIES GULF RADIATOR	1,510.00	3	503.33
BIRDS RUBBER STAMPS	1,509.50	30	50.32
AMMOMAN COM 856-767-3877	1,503.00	1	1,503.00
SHRM ANNUAL700078670	1,490.00	1	1,490.00
BUSH HYDRAULICS	1,489.71	13	114.59
WESTERN AUTO ACE HARDWAR	1,460.70	30	48.69
EATON DC HOTEL	1,460.04	1	1,460.04
HI SAN ANTONIO RIVERWALK	1,452.93	4	363.23
DOGGETT HM SERVICES	1,446.08	8	180.76
IMPACT RECOVERY SYSTEMS	1,445.11	1	1,445.11
IN DOOR DIRECT	1,440.62	6	240.10
EVINS GLASS SERVICE IN	1,435.34	5	287.07
SYMBOL ARTS WEB	1,422.75	5	284.55
CHAMPION CHEVY_CADILLA	1,417.65	9	157.52
APL ITUNES.COM/BILL	1,411.42	59	23.92
PRAXAIR DIST INC OAM	1,411.39	11	128.31
ANNAVILLE MUFFLER AND	1,405.86	5	281.17
CCAC INC.	1,399.00	1	1,399.00
4CHANGE ENERGY CHANGE	1,398.21	10	139.82
SUPERION LLC	1,398.00	1	1,398.00
SUPERIOR TRAILER SAL	1,392.24	8	174.03
BEST WESTERN PLUS GEORGTW	1,391.66	12	115.97
TEXAS PUBLIC HEALTH	1,365.00	2	682.50
GRAYBAR ELECTRIC COMPANY	1,361.00	6	226.83

**Nueces County**  
**Transaction Totals by Vendor YTD**  
**For the 10 months ending 07/28/2019**

Merchant	Amount	Transaction Count	Average Transaction
IN ALLISON TRANS TECH LL	1,359.58	3	453.19
GULF COAST HURRICANE SHUT	1,350.00	2	675.00
SABAL DENTAL WEBER - VT	1,344.00	3	448.00
NATIONAL DISTRICT ATTORNE	1,340.00	1	1,340.00
MCALISTER'S MM1283	1,334.46	1	1,334.46
SQ WINDSHIELD EXPR	1,324.00	5	264.80
PRODUCTIVITY CENTER INC	1,320.00	4	330.00
SQ GULF COAST LASE	1,314.00	4	328.50
ETT DOLPHINSLANDINGRENT	1,305.72	3	435.24
WYNDHAM GARDEN RIVER WAL	1,287.51	1	1,287.51
STAINLESS STEEL PRODUCTS	1,285.00	3	428.33
MIDTOWN	1,276.00	3	425.33
AMERICAN AIR0017370148718	1,272.99	1	1,272.99
TEXAS SECRETARY OF STATE	1,260.00	1	1,260.00
CHAPMANS GARAGE DOORS I	1,252.90	3	417.63
TLO TRANSUNION	1,247.30	9	138.59
HILTON GARDEN INN	1,231.00	4	307.75
EVEREST WATER & COFFEE	1,230.25	6	205.04
IN H & V EQUIPMENT SERVI	1,228.59	2	614.30
SHERATON	1,218.18	7	174.03
ENTERPRISE RENT-A-CAR	1,217.90	6	202.98
SQ HERNSON ELECTRIC	1,200.00	1	1,200.00
DEL MAR COLLEGE CASHIERS	1,200.00	13	92.31
OSS ACADEMY	1,200.00	27	44.44
SQ JUVENILE JUSTICE ASSO	1,200.00	1	1,200.00
DALLAS CHILDRENS ADVOCACY	1,200.00	1	1,200.00
PACIFIC COAST BREAKER INC	1,197.80	1	1,197.80
DRI WFILTER ICF 55-USE	1,190.75	1	1,190.75
ALTEX ELECTRONICS 1061	1,175.28	7	167.90
CHARM-TEX	1,169.00	1	1,169.00
CONSERVICE	1,167.90	2	583.95
EL CENTRO LANDFILL	1,167.83	14	83.42
SOUTHERN FOLGER DETENTION	1,158.80	1	1,158.80
DIAMOND MOWERS INC	1,154.22	5	230.84
PRECISE KIT PROMOTIONS	1,151.14	2	575.57
PAYPAL KNOWBILITYI	1,150.00	1	1,150.00
IN PRECISION ENGINEERED	1,146.53	4	286.63
FSI DIRECT ENERGY	1,137.59	9	126.40
MOODY GARDENS HOTEL	1,135.05	8	141.88
STATE BAR TX-CLE WEB	1,135.00	3	378.33
ALARM SECURITY & CONT.	1,125.00	3	375.00
OSO CREEK A H #630	1,120.52	2	560.26



**Nueces County**  
**Transaction Totals by Vendor YTD**  
**For the 10 months ending 07/28/2019**

Merchant	Amount	Transaction Count	Average Transaction
HAMPTON INN WACO	1,115.30	2	557.65
UNITED 0167210179871	1,111.79	1	1,111.79
UNITED 0167210179869	1,111.79	1	1,111.79
ARC CORPUS CHRISTI 15	1,111.61	9	123.51
SOUTHWES 5261488126489	1,103.26	1	1,103.26
SQ SOUTH TX OVERHE	1,084.40	2	542.20
JEANS RESTAURANT SUPPLY	1,077.39	7	153.91
CVS/PHARMACY #06989	1,075.33	14	76.81
TAGITM	1,075.00	2	537.50
SAFETY KLEEN CORP	1,072.54	2	536.27
SAFELITE AUTOGLASS	1,060.14	5	212.03
HOMES TO SUITES BY HILTON	1,058.00	2	529.00
AMERICAN AIR0012353388948	1,056.19	1	1,056.19
ESC REG 2	1,035.00	5	207.00
EXPEDIA 7430924543135	1,033.41	1	1,033.41
GULF COAST GRAPHICS	1,030.95	9	114.55
QDI QUEST DIAGNOSTICS	1,026.23	2	513.12
T C AUTO SERVICE	1,024.80	4	256.20
NUECES ELECTRIC COOP RET	1,022.15	7	146.02
POSITIVE PROMOTIONS	1,022.13	1	1,022.13
HUSKY TRAILER& PARTS CO	1,019.70	22	46.35
MARK S PLUMBING PARTS	1,019.26	2	509.63
ACCO BRANDS DIRECT	1,013.96	2	506.98
ENTRUST ENERGY	1,008.41	9	112.05
DAKTRONICS	1,002.50	2	501.25
DELTA AIR 0062358947586	996.00	1	996.00
SIMPLIFY COMPLIANCE LLC	995.00	1	995.00
SMARTSIGN	990.36	3	330.12
OIL PATCH PETROLEUM INC	986.69	16	61.67
GULF COAST PANAMA JACK	984.97	1	984.97
AMERICAN AIR0017210179866	983.60	1	983.60
HEBERT IRRIGATION	980.00	1	980.00
FIRESTONE678775	975.73	3	325.24
PAYPAL TXGANGINV	975.00	3	325.00
TIMEKEEPING SYSTEMS INC	973.49	3	324.50
FIRESTONE678791	970.70	13	74.67
HYATT PLACE AUSTIN DWTN	965.28	1	965.28
WM SUPERCENTER #464	961.90	17	56.58
NETWORK INNOVATIONS	961.71	1	961.71
REVERSAL-NETWORK INNOVATI	961.71	1	961.71
IN DRACO FIRE AND SAFETY	961.40	1	961.40
CORPUS CHRISTI STAMPWORKS	960.90	9	106.77

**Nueces County**  
**Transaction Totals by Vendor YTD**  
**For the 10 months ending 07/28/2019**

Merchant	Amount	Transaction Count	Average Transaction
WAL-MART #0470	960.00	21	45.71
FLEET MANAGEMENT SOLUTNS	960.00	10	96.00
AMZN MKTP US MN5JK06N1 AM	953.34	1	953.34
BLUEGLOBES LLC	953.16	1	953.16
MIDAS AUTO CENTER	950.95	3	316.98
ACT ACTIVE EVENTS REG	950.00	1	950.00
ODESSA PUMPS - CORPUS CH	950.00	1	950.00
AMMUNITION DEPOT	949.98	2	474.99
DOUBLETREE HOTELS	948.02	4	237.00
UNION STATION HOTEL	946.68	1	946.68
JOHN W HOCK CO	943.86	4	235.96
STEWART DEAN BEARING COMP	940.78	14	67.20
PRO FIRE PROTECTION INC	936.55	7	133.79
CC PLUMBING	936.44	8	117.06
TEXAS LIBRARY ASSN	936.20	4	234.05
PAW DEPENDABLE AIRE	935.00	5	187.00
AMERICAN AIR0017210179917	932.60	1	932.60
AMERICAN AIR0017210179918	932.60	1	932.60
BUILDASIGN.COM	927.47	7	132.50
HOTELS.COM158310674052	922.76	1	922.76
BELLA BISTRO	917.99	3	306.00
AUSTIN TURF	917.49	1	917.49
CARISMA WASH	916.24	9	101.80
SQ AFTER HOURS AUT	915.00	6	152.50
SHERATON GUNTER SAN ANTN	913.32	2	456.66
COURTYARD BY MARRIOTT	911.94	4	227.98
PBD IIA INTRNLAUDITORS	910.12	1	910.12
MCCOYS #17	908.62	19	47.82
AMZN MKTP US MI9HO6RP1	899.98	1	899.98
UNITED 0162452122216	898.00	1	898.00
PHAMATECH	897.00	2	448.50
CORNWELL TOOLS	895.95	1	895.95
CHEMTEX ENVIRONMENTAL	890.00	1	890.00
SQ KAPU FARMS	890.00	2	445.00
GOKEYLESS	889.61	3	296.54
IWS GAS AND SUPPLY OF TX	880.05	7	125.72
ROYAL SONESTA HOTEL NEW O	878.92	1	878.92
SERVPRO OF CORPUS CHRISTI	875.00	1	875.00
CLINIC PHARMAC03324522	869.47	1	869.47
STEVE S AUTO SERVICE	867.84	2	433.92
SQ GWS BUSINESS	860.00	2	430.00
HILTON GALVESTON HOTEL	859.71	2	429.86

**Nueces County**  
**Transaction Totals by Vendor YTD**  
**For the 10 months ending 07/28/2019**

Merchant	Amount	Transaction Count	Average Transaction
HALFMOON EDUCATION	857.00	6	142.83
AMZN MKTP US MT5J608X0	856.75	1	856.75
AMZN MKTP US MW62Y3BS0	854.82	1	854.82
AMZN MKTP US MN9L63L92 AM	849.50	1	849.50
AMER ASSOC NOTARIESWE	849.31	8	106.16
UNITED 0162464097508	848.00	1	848.00
AMZN MKTP US MW2SJ5RE1 AM	847.76	1	847.76
T C AUTO SERVICE INC	843.63	2	421.82
PHONE LADY	842.93	1	842.93
CRAFCO INC	839.05	1	839.05
CORPUS CHRISTI LOCK DOC L	834.92	10	83.49
APOLLO TOWING EASY RIDER	825.00	7	117.86
FOUR POINTS HOTEL	821.10	3	273.70
POLICEONE	820.00	2	410.00
LA COSTA DENTAL OF A	817.00	4	204.25
A1 ELECTRIC AUTO SERVICE	815.48	2	407.74
BESTBUYCOM540	811.23	1	811.23
YO RANCH RESORT	806.82	3	268.94
DOUBLETREE SUITES ASTN	805.68	3	268.56
IN ARTISTIC BRONZE INC.	805.00	2	402.50
AMERLIBASSOC ECOMMERCE	804.00	2	402.00
SR PARTS INC	796.91	5	159.38
NUECES FARM CENTER INC	795.00	1	795.00
SUMMIT ELECTRIC SUPPLY	789.01	2	394.50
A WAVELL FLAGPOLE	785.00	3	261.67
PAYPAL AUTOCUSTOMS	784.69	1	784.69
KMSCO INC	782.00	1	782.00
MARRIOTT S ANTONIO RVR	774.21	1	774.21
AMZN MKTP US MH3UX8JX2	772.28	1	772.28
DIAMOND B TRACTORS AND EQ	765.33	4	191.33
DOUBLETREE AUSTIN	765.16	2	382.58
OREILLY AUTO #1687	764.85	13	58.83
USR-ELECTRIC BILL	754.71	8	94.34
UT CONT LEGAL EDUC	750.00	1	750.00
HAMPTON INN VICTORIA	744.43	4	186.11
CDW GOVT #QKX3876	742.14	1	742.14
AP GAS & ELECTRIC TX	739.82	5	147.96
AMZN MKTP US MW29G5QN1 AM	739.47	1	739.47
SHERATON DALLAS	738.92	1	738.92
PETCO 1425 63514251	731.83	9	81.31
WINGATE BY WYNDHAM	728.25	3	242.75
EVIDENT INC	721.59	2	360.80

**Nueces County  
Transaction Totals by Vendor YTD  
For the 10 months ending 07/28/2019**

Merchant	Amount	Transaction Count	Average Transaction
SQ SOUTH TEXAS SMALL ENG	721.13	11	65.56
EVEREST WATER COFFEE	719.08	16	44.94
FIESTA RIVERWALK HOTEL	715.13	1	715.13
PAYPAL TRIPADVISOR	705.56	2	352.78
PLLC - CORPUS PSYCHO	703.95	2	351.98
AMZN MKTP US MN73H6D40	703.90	1	703.90
GRANDE COMMUNICATIONS	703.42	9	78.16
LA QUINTA INNS 0501	703.00	1	703.00
CARISMA WASH LUBE AND DE	701.41	7	100.20
CREAGER TIRE AND BATTERY	700.70	41	17.09
HARBOR FREIGHT TOOLS 71	699.43	9	77.71
DNH GODADDY.COM	696.30	2	348.15
SAMES KINGSVILLE FORD	695.83	2	347.92
AT&T EXECUTIVE16199200	694.35	2	347.18
AMAZON.COM	693.41	4	173.35
AUSTIN EMBASSY SUITES	689.05	4	172.26
ENGAGE MARKIDO INC	684.00	1	684.00
SIGN SOLUTIONS	683.00	3	227.67
TX DEPT AGRICULTURE	682.76	5	136.55
WM SUPERCENTER #490	680.07	11	61.82
AMERICAN DETAIL SUPPLY	679.20	5	135.84
HILTON HOTEL AUSTIN	677.71	3	225.90
NCS GED EXAM	677.50	15	45.17
BESTBUYCOM528	675.96	2	337.98
BESTBUYCOM297	675.95	3	225.32
MEETING REGISTRATIO	675.00	2	337.50
AMERICAN RED CROSS	672.01	6	112.00
SPRINGHILL SUITES	668.75	4	167.19
RENAISSANCE HOTELS AUS	667.00	1	667.00
CITY OF BISHOP UTILITIES	664.85	8	83.11
HILTON AUSTIN AIRPOR	662.80	3	220.93
VOLVO TRUCKS OF TEXAS	661.79	3	220.60
INTERNATIONAL ELECTRONICS	655.55	13	50.43
LONE STAR TRENCHER PARTS	655.26	1	655.26
RUBBERCYCLE LLC	649.00	1	649.00
USPS PO 4820210418	647.16	12	53.93
SQ JMJ BUSINESS EQ	646.31	4	161.58
CAVALRY COURT	646.24	2	323.12
HOBBY-LOBBY #0116	641.08	7	91.58
CC DISPOSAL SERVICE	639.35	8	79.92
ARMSTRONG LUMBER COMPANY	639.04	9	71.00
V247 POWER CORPORATION	637.53	6	106.26

**Nueces County**  
**Transaction Totals by Vendor YTD**  
**For the 10 months ending 07/28/2019**

Merchant	Amount	Transaction Count	Average Transaction
SQ BUTLER SERVICE	635.34	1	635.34
X-GRAIN/HERO247	630.00	1	630.00
AMZN MKTP US MI43U36K0	629.00	1	629.00
PRINTING DYNAMICS	625.00	2	312.50
TRIEAGLE ENERGY LP	620.66	4	155.16
WWW.NEWEGG.COM	611.93	3	203.98
TAMPERPROOF SCREW CO.INC	611.69	3	203.90
DATALUX CORP	605.29	2	302.64
R&R AWARDS	602.91	3	200.97
ED HICKS IMPORTS MERCEDES	601.33	2	300.66
TEXAS FLOODPLAIN MANAGEME	600.00	4	150.00
PAYPAL TXURBANCOS	600.00	1	600.00
PAYPAL NACEINTERNA	600.00	2	300.00
SMARTLINK	599.85	3	199.95
CBT NUGGETS	599.00	1	599.00
HOTEL INDIGO	595.76	2	297.88
AMERICAN SHORE & BEAC	595.00	3	198.33
SQ FAR BEYOND TINT	595.00	5	119.00
TOWNEPLACE SUITES BY M	594.55	2	297.28
WALKERINDUSTRIALCOM	592.00	1	592.00
LOWES #01763	591.88	4	147.97
RED CROSS TRNG & PROD	590.00	4	147.50
DEALERS ELECTRICAL #40	588.56	3	196.19
CHICK-FIL-A #00957	582.38	1	582.38
MARKER 37 MARINA	578.39	7	82.63
HOELSCHER ELECTRIC CO.	572.21	2	286.10
PP SOUTH TXSHOPEQUIPMEN	570.00	1	570.00
TURF AND IRRIGATION HARDW	563.70	6	93.95
OFFICE DEPOT #70	561.91	11	51.08
UNITED 0162428136132	560.60	1	560.60
CREAGER BATTERY AND TI	559.84	23	24.34
AIR AND FILTERS 2	559.37	3	186.46
NOTARIES.COM	556.75	5	111.35
AMERICAN AIR0017338352380	556.60	1	556.60
WPY JUVENILE LAW SECTION	550.00	2	275.00
TTI REGISTRATIONS	550.00	2	275.00
ZACHRY PUBLICATIONS	547.50	3	182.50
AMERICAN LIBRARY ASSN	545.18	3	181.73
QUALITY SAFETY SVC INC	545.00	2	272.50
RAWS CORP	543.63	4	135.91
TEXAS EXCELLENCE DETAIL	540.60	27	20.02
CARROT TOP INDUSTRIES INC	540.07	4	135.02

**Nueces County  
Transaction Totals by Vendor YTD  
For the 10 months ending 07/28/2019**

Merchant	Amount	Transaction Count	Average Transaction
TX ASSOC ASSESS OFFICERS	540.00	2	270.00
CKE ROD N ROLL S T 324	539.91	2	269.96
CAMBRIA HOTEL AND SUITES	536.32	1	536.32
SQ CORPUS CHRISTI	536.25	4	134.06
WRIGHT MATERIALS INC ROBS	535.90	6	89.32
BRAND APPLIANCE AND MICRO	534.00	4	133.50
A & R SEPTIC SERVICES L.L	525.00	1	525.00
WWW.TXPPA.ORG	525.00	3	175.00
EMAT	525.00	3	175.00
NATIONAL SHERIFFS ASSN	520.00	2	260.00
ADOBE CREATIVE CLOUD	519.54	3	173.18
TEXAS A&M HOTEL & CONFER	513.97	3	171.32
AMERICAN AIR0012355471549	506.99	1	506.99
4TE GEXA ENERGY	502.80	4	125.70
UNIVERSITY HOTEL SHSU	502.60	1	502.60
BJ'S FAMOUS UNIFORMS	500.61	6	83.44
TAMUK MARKETPLACE	500.00	1	500.00
TEEX RETAIL	500.00	1	500.00
YOURMEMBER-CAREERS	499.00	1	499.00
PORT ARANSAS HARDWARE	498.16	16	31.14
A TO Z CHEMICAL SUPPLY	496.10	1	496.10
CLEARLAWINSTITUTE.CO	495.00	4	123.75
IN TXFACT LLC	495.00	1	495.00
PAYPAL ACCOUNTWARE	495.00	1	495.00
FLANAGAN'S MUFFLER SHOP	492.00	3	164.00
UNITED 0162437216522	490.00	1	490.00
UNITED 0162437216523	490.00	1	490.00
UNITED 0162437216524	490.00	1	490.00
PAYPAL TEXASVICTIM	490.00	2	245.00
UNITED 0162437216521	490.00	1	490.00
THE SHARP SHOOTER	486.94	16	30.43
C AND A SERVICE AND TIRES	486.41	4	121.60
GULF COAST REPAIR	485.90	2	242.95
AMZN MKTP US MW9QV01H2	481.41	1	481.41
LA QUINTA INNS 0907	480.70	1	480.70
PETSMART # 0196	479.37	5	95.87
CONF CRIME AGNST WOMEN	475.00	1	475.00
IN SHERIFF'S ASSOCIATION	475.00	6	79.17
HC WAREHOUSE/BUCKSTAFF	471.22	3	157.07
AMERICAN AIR0012308053365	470.60	1	470.60
FAIRMONT AUSTIN	464.25	1	464.25
ROBSTOWN-UTIL-SYST-PMT	463.37	2	231.68

**Nueces County**  
**Transaction Totals by Vendor YTD**  
**For the 10 months ending 07/28/2019**

Merchant	Amount	Transaction Count	Average Transaction
SQ MILDRED ANN GUZ	460.28	1	460.28
IN CORPORATE WAREHOUSE S	459.85	1	459.85
WAL-MART #0490	459.34	10	45.93
FOURPAIR.COM	455.70	1	455.70
D&D CERTIFIED AUTO REPAIR	455.35	2	227.68
PETTYS ELECTRONICS	455.00	2	227.50
KENNEDY WIRE ROPE AND	450.78	3	150.26
PDQCOM	450.00	1	450.00
TEXAS ACADEMY OF ANIMAL C	450.00	1	450.00
PAYPAL TXCHIEFDEPU	450.00	2	225.00
SQ BURKHOLDER ELEC	450.00	1	450.00
HAAS MATERIALS	450.00	2	225.00
PAYPAL CITIESUNLIM	450.00	1	450.00
ASTROMATIC CAR WAS	450.00	6	75.00
PAYPAL NACAA	450.00	1	450.00
IN GREEN PRO SOLUTIONS	449.75	1	449.75
AMERICAN AIR0017323161296	449.60	1	449.60
NPC NEW PIG CORP	448.44	2	224.22
CANDLEWOOD SUITES GTNGT	447.48	1	447.48
BELL FENCE OF CORPUS CHR	447.17	7	63.88
JW MARRIOTT AUSTIN	445.72	1	445.72
ALPHACARD	444.00	1	444.00
THE EMBLEM AUTHORITY	442.50	1	442.50
BLUE RIDGE SOLUTIONS L	438.80	1	438.80
HOLIDAY INN EXPRESS STEP	438.44	2	219.22
NORTHERN HYDRAULICS	438.18	1	438.18
AMERICAN PAYROLL ASSOC	438.00	2	219.00
AMZN MKTP US MW8C65ZB0	437.97	1	437.97
BJ S FAMOUS UNIFORMS	437.01	6	72.84
JM SUPPLY CO	432.80	1	432.80
HOLIDAY INN HOTEL	431.66	4	107.92
CITY OF CC AIRPORT	430.50	17	25.32
FAIRWAY SUPPLY INC	430.00	1	430.00
PEAVEY CORP.	430.00	1	430.00
HFT HARBOR FRGHT TOOLS	429.04	1	429.04
AMZN MKTP US M80DA1NU0	428.28	1	428.28
NATIONAL EXTENSION ASSOC.	425.00	1	425.00
THE CHICKEN SHACK	420.00	1	420.00
TAMUCC CAREER SERVICES	415.00	2	207.50
SQ CAMSEC+	414.98	1	414.98
VERMEER TEXAS LOUISIANA C	414.86	2	207.43
KIKOS MEXICAN FOOD	412.33	4	103.08

**Nueces County  
Transaction Totals by Vendor YTD  
For the 10 months ending 07/28/2019**

Merchant	Amount	Transaction Count	Average Transaction
SAFETYSIGN.COM	410.42	2	205.21
HOUSTON FREIGHTLINER ACCO	408.60	1	408.60
PP JOHNNY COOL REFIG	406.50	2	203.25
AMERICAN AIR0017361977185	406.00	1	406.00
PMI - CERTIFICATION	405.00	1	405.00
IN CORPUS CHRISTI BAR AS	405.00	3	135.00
AMZN MKTP US M66FY8RS1	402.36	1	402.36
PETROLEUM SOLUTIONS INC	401.22	1	401.22
TDEM EMERGENCY MANAGEMENT	400.00	2	200.00
TCDLA	400.00	1	400.00
USPS PO 4808000343	400.00	3	133.33
IN AFFORDABLE GLASS	400.00	1	400.00
JANET PENA OD	400.00	4	100.00
DOWNTOWN GRAND HOTEL	396.62	2	198.31
PP COASTALBEND	396.56	1	396.56
COLOR SOURCE	396.06	2	198.03
DISCOUNT-TIRE-CO TXC-01	396.00	2	198.00
VARIDesk 1800 207 2587	395.00	1	395.00
NICKLESS SCHIRMER AND CO	392.85	1	392.85
CHEWY.COM	391.53	8	48.94
COLUMBIA BOOKS INC	390.78	1	390.78
CDW GOVT #1122-5211	390.53	1	390.53
STAPLES TIRE & AUTOMOTIVE	390.43	5	78.09
NICHOLS GUNS	390.15	7	55.74
WPY CHILD PROTECTION	390.00	1	390.00
AMZN MKTP US MB97R0HD1	389.94	1	389.94
TLC COMPLETE CARE MIDTOWN	389.00	1	389.00
SMK SURVEYMONKEY.COM	384.00	1	384.00
MO GLASS	382.57	6	63.76
HEB #462	382.10	1	382.10
VALLEY PUMPS INC.	381.49	3	127.16
SOUTHWES 5262448458704	381.00	1	381.00
OREILLY AUTO #0445	380.38	12	31.70
ULINE SHIP SUPPLIES	379.00	1	379.00
STALKER RADAR	379.00	1	379.00
HILTON ADVPURCH8002367113	378.43	2	189.22
SAFELITE ONLINE PAYMENTS	377.97	1	377.97
VARIDesk	375.00	1	375.00
TEXAS CENTER FOR THE JUDI	375.00	2	187.50
DSHS REGULATORY PR	371.00	1	371.00
HOME2 SUITES	370.85	2	185.42
ADVANCE AUTO PARTS #8079	370.09	7	52.87



**Nueces County  
Transaction Totals by Vendor YTD  
For the 10 months ending 07/28/2019**

Merchant	Amount	Transaction Count	Average Transaction
WEST MARINE #1308	368.86	4	92.22
BESTBUYCOM031	368.07	1	368.07
THE FRAME UP	366.00	3	122.00
SOUTHWESTAIR5262414075823	365.60	1	365.60
HAMPTON INN AND SUITES NA	365.54	1	365.54
AMERICAN AIR0012315390233	365.40	1	365.40
CORE & MAIN LP S 2	364.50	2	182.25
BATTERYDEALSUS	363.27	2	181.64
OREILLY AUTO #0448	362.40	7	51.77
SHERWIN WILLIAMS 707406	361.50	2	180.75
AMERICAN LAW ENFORCEMENT	360.00	2	180.00
BEST WESTERN LAMESA	359.62	2	179.81
IXL LEARNING	359.00	1	359.00
SKILLPATH / NATIONAL	358.00	1	358.00
BOB BROOKS COMPUTER SA	356.75	1	356.75
DOLLAR TREE	356.38	8	44.55
HOTELS.COM157885008759	355.35	1	355.35
PERRY'S COASTAL CONCEPT	350.00	1	350.00
LAW ENFORCEMENT SEMINARS	350.00	1	350.00
TLC LIBRARY CORPORATIO	349.00	1	349.00
SHSU WEB PAY	345.00	3	115.00
AMZN MKTP US MB1DT9JT0	344.62	1	344.62
W HOTELS	343.32	3	114.44
SQ SOUTH TEXAS SOC	340.00	1	340.00
COUNTRY INN & SUITES	340.00	2	170.00
ALICE ECHO NEWS JOURNAL	339.50	3	113.17
CULLIGAN/ULTRAPURE WAT	337.50	11	30.68
CDW GOVT #RQM1218	337.35	1	337.35
NENNO PRODUCTS LLC	336.91	1	336.91
MSFT E08007X1CU	336.00	1	336.00
EMBASSY STES AUSTIN	335.80	1	335.80
UNITED 0167355486649	334.00	1	334.00
FEDERAL IRON AND METAL IN	333.63	1	333.63
GATEWAY PRINTING & OFFIC	331.68	7	47.38
OPEN DOOR DISCOUNT REMOTE	330.00	1	330.00
AMZN MKTP US M641D5AE1	328.16	1	328.16
WILEY BOOK PUBLISHERS	324.75	1	324.75
GPOWER	322.82	3	107.61
BESTBUYCOM805577353219	321.96	3	107.32
COMLINK WIRELESS	321.00	1	321.00
JAMES MATHIS EXXON	320.16	1	320.16
ASFPM	320.00	2	160.00

**Nueces County**  
**Transaction Totals by Vendor YTD**  
**For the 10 months ending 07/28/2019**

Merchant	Amount	Transaction Count	Average Transaction
AMER LIB ASSOC-CAREER	320.00	1	320.00
CROWNE PLAZA HOTEL AUSTI	319.70	3	106.57
HOTELS.COM158338171238	319.18	1	319.18
UBER TRIP	319.14	21	15.20
IN ROCK ENGINEERING & TE	317.00	1	317.00
PROMOTIONS NOW	315.21	1	315.21
AMZN MKTP US M67BQ9AB2	315.07	1	315.07
AMZN MKTP US M69AR5Y72	314.99	1	314.99
AMERICAN AIR0017355486656	313.00	1	313.00
SOUTHWES 5262479041978	311.98	1	311.98
NXKEM USA LLC	311.82	1	311.82
AMZN MKTP US MI7Z95PG2	307.90	1	307.90
TCOLE EVENT REG IN	307.26	2	153.63
WGM@WYNDHAM-HOUSTON.CO	306.77	1	306.77
SQ CZECH-MEX BAKERY & CA	302.97	3	100.99
NTB #465	302.80	1	302.80
ORBITZ 7452333139964	301.76	1	301.76
AMIGOS EQUIPMENT CORPORAT	301.14	3	100.38
PURCHASED FROM APPA	300.00	1	300.00
PAYPAL AMSERVICESC	300.00	1	300.00
TEXAS MUNICIPAL COURTS ED	300.00	1	300.00
TAMUC ACADEMICS	300.00	3	100.00
UNIVAR USA INC.	299.42	3	99.81
HOTELS.COM157847172386	297.84	1	297.84
AIRBNB HMAFTFF2DA	297.81	2	148.90
BUY DOOR HARDWARE NOW	297.00	1	297.00
H-E-B #413	296.17	2	148.08
BUSINESS TELEPHONE	296.06	1	296.06
CHIEF SUPPLY VT	295.04	3	98.35
WWW.RESERVATIONS.COM	294.38	2	147.19
HORIZON DIST - H263	294.10	3	98.03
AMERICAN AIR0017379505598	294.00	1	294.00
ASTROMATIC CAR WASH ROBST	294.00	4	73.50
SIMPLEXGRINNELL	292.00	1	292.00
AMZN MKTP US M607T22P2 AM	291.93	1	291.93
GREY HOUSE PUBLISHING SAL	290.00	1	290.00
SWIFT SOLUTIONS	290.00	1	290.00
AMZN MKTP US MI59D5IB0	288.20	1	288.20
AMZN MKTP US MW86J5XX0	288.20	1	288.20
MY BINDING COM	287.84	4	71.96
TDLR BOILER INVOICE	286.82	2	143.41
MINIT MAN #3	286.63	3	95.54

**Nueces County**  
**Transaction Totals by Vendor YTD**  
**For the 10 months ending 07/28/2019**

Merchant	Amount	Transaction Count	Average Transaction
SOUTHWES 5262439423815	286.00	1	286.00
SOUTHWES 5262439423812	286.00	1	286.00
SCOTT GLASS	285.00	1	285.00
HOTELS.COM158180443389	283.48	1	283.48
RESIDENCE INN HOUSTON	283.14	4	70.78
VALLEN DISTRIBUTION #QI	282.82	1	282.82
AMAZON.COM MI2GQ1P71	281.13	1	281.13
GENERAL CRANE SERVICE CO	280.00	1	280.00
IN COSTUME SPECIALISTS I	280.00	2	140.00
AXON POWER	279.16	2	139.58
AMAZON.COM MH4R35OK1 AMZN	277.65	1	277.65
HOTEL HOLIDAY INN EXP	277.58	1	277.58
GRAND HYATT SAN ANTONIO	277.07	2	138.54
RUSH TRK CTR CORPUS CHRI	273.80	1	273.80
IN PROTEX RESTAURANT SER	272.99	1	272.99
ROADSIDE INC	270.19	2	135.10
BURNER COMBUSTION SYSTEM	270.14	1	270.14
FAIRFIELD INN & SUITES	269.36	1	269.36
JAMAR TECHNOLOGIES INC	269.08	2	134.54
CC DISPOSAL SERVIC	268.17	3	89.39
FRONTIER UTILITIES	267.57	2	133.78
FLEETPRIDE 155	267.03	2	133.52
AMERICAN AIR0017330620163	267.00	1	267.00
SHAFFER'S MUFFLER & AUTO	266.19	5	53.24
SQ BLG DELI / SCHL	265.54	3	88.51
CROWNE PLAZA DALLAS MARK	265.10	2	132.55
VALLEN-BELMONT	264.96	1	264.96
TXEFILE 032358384-0	263.40	2	131.70
LIFEENERGY LLC	260.51	5	52.10
ROSE SALES CO	258.28	1	258.28
PAYPAL SOUTHEASTTE	255.00	1	255.00
360 TRAINING(ECOMMERCE	255.00	1	255.00
QUIK PRINT	254.24	2	127.12
HALI-BRITE INC.	253.91	1	253.91
AMZN MKTP US MT46O8GF0	253.59	1	253.59
THE SAFEGUARD SYSTEM INC	253.50	2	126.75
EXPEDIA 7385031337782	251.58	1	251.58
IN MERCURY AUTO AIR LLC	251.45	2	125.72
AUTOZONE #1328	250.26	11	22.75
SHORELINE PLUMBING	250.00	1	250.00
IN EDMOND'S COASTAL PLUM	250.00	1	250.00
ECHELON HTS INC	250.00	2	125.00

**Nueces County  
Transaction Totals by Vendor YTD  
For the 10 months ending 07/28/2019**

Merchant	Amount	Transaction Count	Average Transaction
GRAY PHOTOGRAPHY	250.00	1	250.00
HAMPTON INN BROWNWOOD	249.74	2	124.87
CDW GOVT #QHK7276	249.57	1	249.57
VALLEN DISTRIBUTION EO	249.35	1	249.35
TX DEPT AGRICULTUR	247.44	4	61.86
FIRESTONE16713	245.71	1	245.71
HOLIDAY INN EXPRESS FORT	244.26	2	122.13
ROTO-ROOTER PLUMBERS ST -	244.00	1	244.00
LARSON PLUMBING & UTILITY	240.00	1	240.00
AMZN MKTP US M64Y28AI2 AM	239.94	1	239.94
CEECO	239.62	1	239.62
RR BRINK LOCKING SYSTEMS	238.62	1	238.62
UNIFORMS AND ACCESSORIES	237.75	1	237.75
IN INTEGRITY COMMUNICATI	237.50	2	118.75
BEST WESTERN LAGRANGE IN	235.86	1	235.86
2019 ENVIRONMENTAL TRA	235.00	1	235.00
MARCO ELECTRONICS	234.97	1	234.97
SQ HUNT COUNTY AGR	232.88	1	232.88
SQ DISTRICT 11 AE4	232.00	2	116.00
SUTHERLANDS 3210	230.25	2	115.12
ASHRAE	229.00	1	229.00
PENGAD INC	227.97	3	75.99
LIND ELECTRONICS	226.60	3	75.53
A-1 PLUMBING & COMPANY	225.00	1	225.00
AMZN MKTP US M26U64YY1	223.95	1	223.95
SQ BAY AREA TIME	223.60	5	44.72
WALMART.COM 8009666546	220.96	5	44.19
SQ ISLAND MOON MON	220.00	1	220.00
SQ SHORELINE SANDW	218.97	3	72.99
PRICELINE RENTAL CAR	218.20	1	218.20
ACTION TARGETS	216.35	2	108.18
THE PEAVEY CORPORATION	215.00	1	215.00
TEXAS NURSERY&LANDSCAPE A	215.00	1	215.00
AMERICAN AIR0017330633922	215.00	1	215.00
PROVINE SCHOOL PICTURES	215.00	2	107.50
HAMPTON INN AUSTIN	213.00	1	213.00
SPRINGHILL SUITES BY M	211.86	1	211.86
SQ RIGOS RADIATOR	210.00	1	210.00
SQ TEXAS GOLD SKID	210.00	1	210.00
LA BORDE HOUSE HOTEL	210.00	1	210.00
AMZN MKTP US MI7G18IC0	207.99	1	207.99
CITY OF AGUA DULCE	207.86	3	69.29

**Nueces County  
Transaction Totals by Vendor YTD  
For the 10 months ending 07/28/2019**

Merchant	Amount	Transaction Count	Average Transaction
H-E-B #069	206.16	2	103.08
XTREME SAFETY INDUSTRIAL	206.00	2	103.00
CARISMA WASH LUBE & DETA	205.46	2	102.73
QUALITY INN & SUITES	205.35	1	205.35
RUBEN'S FLEET SERVICE	205.30	4	51.32
ACFE	205.00	1	205.00
GULF COAST PAPER COM	204.02	5	40.80
THE FLAG COMPANY	202.87	1	202.87
AMZN MKTP US MN2BX2172	201.99	1	201.99
COTTONWOOD SOFTWARE	200.00	2	100.00
CLAWSONS MUSIC	199.99	1	199.99
CDW GOVT #RKN2484	198.52	1	198.52
AWL PEARSON EDUCATION	198.06	3	66.02
MARCO & CO. CATERING	198.00	2	99.00
HORSESHOE BAY FRONT DESK	197.16	2	98.58
SIGN XPRESS	196.81	2	98.40
ADOBE ACROPRO SUBS	194.72	1	194.72
OREILLY AUTO #1441	193.50	5	38.70
TIPSCO	192.00	2	96.00
KELTONS TRUCK PARTS INC	190.43	4	47.61
INTERNATIONAL ASSOCIATION	190.00	1	190.00
GALVAN TOWING	190.00	2	95.00
EB ACTIVE ATTACKER PR	190.00	2	95.00
NUECES COUNTY MED SCTY	190.00	1	190.00
SHRM MEMBER601056155	189.00	1	189.00
WRISTBAND.COM	188.00	1	188.00
STAMP CONNECTION	188.00	2	94.00
SP WILDSEED FARMS	188.00	1	188.00
OREILLY AUTO #0712	186.13	2	93.06
GREATSTATE TRANSMISSIONS	185.90	2	92.95
FEDEX 30671617	185.28	1	185.28
UNITED CORPUS CHRISTI CHA	185.00	2	92.50
CALDWELL COUNTRY CHEVY	183.50	2	91.75
PAYPAL OPENDOORLLC	182.95	1	182.95
EXXONMOBIL 45362159	178.17	3	59.39
FASTSIGNS	177.12	1	177.12
AUTOZONE #1335	176.19	1	176.19
LA QUINTA INNS 0567	176.10	1	176.10
MODERN PHARMACY	175.82	1	175.82
FSI CENTERPOINT ENERGY	175.80	5	35.16
AMAZON.COM MT65W0LJ0	175.23	1	175.23
TEXAS GUARDIANSHIP ASSOC	175.00	1	175.00

**Nueces County**  
**Transaction Totals by Vendor YTD**  
**For the 10 months ending 07/28/2019**

Merchant	Amount	Transaction Count	Average Transaction
IN ALAMO VALLEY GEOSYSTE	175.00	1	175.00
BOUNCE ENERGY INC	175.00	1	175.00
SP BRYDGE	174.26	1	174.26
AOC AUTO PARTS	173.20	3	57.73
PIZZA HUT #23626	172.98	1	172.98
AMZN MKTP US MN2HC00C2	172.02	1	172.02
SECCO INC	171.40	3	57.13
JASON'S DELI #616	170.91	1	170.91
EB APA TX SOUTHMOST S	170.00	2	85.00
AMZN MKTP US MI13Y6YE1	169.99	1	169.99
SECURITYMETRICS INC.	169.98	1	169.98
AMAZON.COM M67FN9VF0 AMZN	169.98	1	169.98
AN BUICK GMC CORPUS CH	169.34	2	84.67
NIKOS STEAK HOUSE	169.00	1	169.00
CBI COREL	169.00	1	169.00
BOOTS N BRITCHES	168.95	2	84.48
BUSTERS BUTANE	168.78	7	24.11
TEXAS FLAME STEAKHOUSE	168.55	1	168.55
SQ WINDSHIELD SERV	167.00	3	55.67
THE INST OF INT AUDITO	165.00	1	165.00
LOVE S TRAVEL 00006726	165.00	4	41.25
NETFLIX.COM	163.89	13	12.61
SCHOLASTIC BOOK FAIRS R4	163.80	2	81.90
RICHMOND PAPER & INK	163.13	1	163.13
GARDEN CORNER OF BLUNTZER	162.00	2	81.00
AMZN MKTP US MT6NW0OR2	161.48	1	161.48
PIZZA HUT #23634	160.46	2	80.23
PMI PIPE STEEL AND SUPPLI	160.37	1	160.37
SQ ABSOLUTE WRECKER & ST	160.00	2	80.00
BESTBUYCOM805591531916	159.99	1	159.99
ESA SERVICE DOG REGISTRAT	159.88	2	79.94
AMZN MKTP US M86PV57O2	159.82	1	159.82
ALPHA CARD SYSTEMS LLC	159.80	1	159.80
CDW GOVT #1200-5211	158.76	2	79.38
SABAL DENTAL ALAMEDA - VT	158.00	1	158.00
SABAL DENTAL ALAMEDA	158.00	1	158.00
ENSYSTEX II	157.50	2	78.75
PCI PATTERSON VETERINA	156.72	2	78.36
PAYPAL OPALPRO90LT	156.32	1	156.32
AMZN MKTP US MB3YB0DO2	155.99	1	155.99
SUPERSHUTTLE EXECUCARLAX	155.80	1	155.80
ORBITZ 7437125635592	155.37	1	155.37

**Nueces County  
Transaction Totals by Vendor YTD  
For the 10 months ending 07/28/2019**

Merchant	Amount	Transaction Count	Average Transaction
EB TEXAS CHILDREN IN	155.14	1	155.14
AMZN MKTP US MH7RD25L2	154.83	1	154.83
VISTAPR VISTAPRINT.COM	153.98	4	38.50
SHORELINE SANDWICH	152.92	2	76.46
JOHNSTONE SUPPLY OF C C	152.43	1	152.43
AMZN MKTP US MB09E6FJ0	151.37	1	151.37
AMZN MKTP US MN54A8QG2	150.78	1	150.78
HERITAGE POWER	150.00	1	150.00
PAYPAL WONDERIDEA	150.00	10	15.00
NASW ONLINE	150.00	1	150.00
INFINITE ELECTRIC LLC	150.00	1	150.00
SQ P.A.A.C. (PEOPL	150.00	1	150.00
COASTAL BEND SOCIETY FOR	150.00	5	30.00
HOEGEMEYERS BARBEQUE	148.70	1	148.70
SPARK ENERGY	148.54	2	74.27
WAL-MART #0442	147.36	1	147.36
JACKS SMALL ENGINES & GEN	146.87	2	73.44
USPS PO 4876650380	146.86	9	16.32
MEAD DIRECT RESPONSE INC	145.76	2	72.88
SQ HOEGEMEYER'S BARBEQUE	145.00	1	145.00
FEDEX 30198427	144.91	1	144.91
OTC BRANDS INC.	144.47	2	72.24
CDSK9TRACK	144.00	1	144.00
USPS PO BOXES ONLINE	144.00	2	72.00
FASTENAL COMPANY 01TXCOR	143.42	1	143.42
MYRON CORP	142.70	1	142.70
NENA	142.00	1	142.00
LUBRICATION STATION	141.93	4	35.48
CHAMPION ENERGY SERVICES	141.14	1	141.14
SCHLOTZSKY'S OLO #1118	140.81	1	140.81
IRV THOMAS HONDA	140.52	1	140.52
TXTAG 888 468 9824	140.35	8	17.54
SAMSClub.COM	140.00	1	140.00
MILESTONES MEMORIES LLC	140.00	1	140.00
SUPPLYHOUSE.COM	139.95	1	139.95
SQ JMJ BUSINESS EQUIPMEN	139.90	2	69.95
MARTIN YALE	139.86	1	139.86
DANNYS TIRE SHOP	138.96	6	23.16
AVL BOOKBABY	138.45	3	46.15
VIOLETWATERSUPPLY VCN	136.96	2	68.48
DOLLAR RENT A CAR	136.92	1	136.92
TARA ENERGY	136.73	1	136.73

**Nueces County  
Transaction Totals by Vendor YTD  
For the 10 months ending 07/28/2019**

Merchant	Amount	Transaction Count	Average Transaction
H-E-B #022	136.32	5	27.26
RAM TOOL & SUPPLY TX06	135.90	1	135.90
AMZN MKTP US M64AO73U0 AM	135.16	1	135.16
SECURETECH	135.00	1	135.00
ESS - VGYOUNG CE 800-2	135.00	4	33.75
LIBERTY POWER HOLDINGS	133.47	1	133.47
LABELS ETC INC	131.94	1	131.94
SPRINGHILL SUITES AUST	131.67	1	131.67
JASONS DELI #616	131.37	1	131.37
LA MICHOACANA BAKERY INC	131.21	8	16.40
AMAZON.COM MH4QF7T92 AMZN	131.06	1	131.06
SPOK INC	131.02	1	131.02
R & D SPRAYERS	130.87	1	130.87
NORMA S FRUITS & DELIGHTS	130.00	3	43.33
AT&T T41A 8153	129.90	1	129.90
G T DISTRIBUTORS INC	128.27	1	128.27
THE STUDIO	128.10	1	128.10
EXXONMOBIL 99020240	128.01	2	64.00
DRI KUTOOLS FOR EXCEL	126.65	1	126.65
EMBASSY SUITES SAN ANT	126.00	1	126.00
NUECES CO TX - GOV PAY FE	126.00	42	3.00
AMAZON.COM MN9PN2Y61 AMZN	125.98	1	125.98
SOUTH JETTY	125.80	2	62.90
HOLIDAY INN AUSTIN	125.53	1	125.53
IN ABEL SCREENING INC.	125.00	1	125.00
PAYPAL WASHINGTONC	125.00	6	20.83
MICHAELS STORES 1681	124.52	6	20.75
AMAZON.COM MZ3DS0QP0 AMZN	124.50	1	124.50
SQ SHORELINE SANDWICH CO	124.25	1	124.25
BARNES & NOBLE #2818	123.41	2	61.70
FEDEX 29878864	123.22	1	123.22
AMAZON.COM MI6WR4Q72	121.40	1	121.40
IN SUPERGLASS WINDSHIELD	120.00	4	30.00
PARKDALE PRINTING	120.00	1	120.00
SQ D-9 ALPHA ZETA CHAPTE	120.00	2	60.00
SQ BARD OF THE SOU	120.00	1	120.00
IN ENSEMBLE GROUP	120.00	1	120.00
B & R SUPPLY & EQUIPMENT	119.50	1	119.50
SUPER 8 MOTELS	117.52	1	117.52
SQ AMERICAN DETAIL	117.35	1	117.35
LOWES #00907	116.88	2	58.44
FEDEX 31955976	116.64	1	116.64



**Nueces County**  
**Transaction Totals by Vendor YTD**  
**For the 10 months ending 07/28/2019**

Merchant	Amount	Transaction Count	Average Transaction
ACTION GYPSUM SUPPLY - CO	116.30	1	116.30
ATT BUS PHONE PMT	115.85	1	115.85
EXPEDIA 7429657907567	115.34	1	115.34
WEATHERTECH DIRECT LLC	114.95	1	114.95
AMAZON.COM M80ST24U1	114.71	1	114.71
ZAGG INC	114.23	2	57.12
CANDLEWOOD SUITES ASTN SO	113.85	1	113.85
AMAZON.COM MB09N1H51	113.51	1	113.51
SUPERIOR TRAILER SALES	113.30	2	56.65
SHAFFER MUFFLER AND AUTOM	112.50	2	56.25
BIOQUIP PRODUCTS INC	112.02	1	112.02
FEDEX 31332794	111.79	1	111.79
EZCATERSCHLOTZSKYS	111.57	1	111.57
EXXONMOBIL 48099196	111.00	3	37.00
FAMILY DOLLAR #5158	110.98	2	55.49
ES COLLEGE STATION	110.85	1	110.85
ALOFT COLLEGE STATION	110.85	1	110.85
AMZN MKTP US MN7XE2YW1	110.78	1	110.78
MUELLER INC	110.15	3	36.72
AMAZON.COM M807B3U52	109.90	1	109.90
SALLY BEAUTY #2066	109.86	1	109.86
DAYS INN BRYAN	109.76	1	109.76
AMZN MKTP US MH9CZ1Z42	109.75	1	109.75
COPQUEST INC	109.50	2	54.75
PAYPAL 4 LESS CO	109.00	1	109.00
MICROSOFT OFFICE 365 HOME	108.23	1	108.23
AMAZON.COM M25S28DH0	107.53	1	107.53
LNR LUNARPAGES WEBHOST	107.40	1	107.40
FS JITBIT	107.17	1	107.17
SPIRAL BINDING LLC	107.09	1	107.09
THE ROCKIN G OIL C	107.01	2	53.50
PRECISION BUSINESS MACH	106.98	1	106.98
PEARL SOUTH PADRE	106.56	1	106.56
AMZN MKTP US MB7HO4TE0	105.35	1	105.35
SQ TORRES GARAGE	105.00	6	17.50
MCALISTER'S #1359	104.97	1	104.97
ACADEMY SPORTS + OUTDOOR	104.86	3	34.95
LA QUINTA INN SUITES	104.65	1	104.65
SQ SE DISTRICT 9 E	104.00	1	104.00
FREEDOM AUTO SPA	103.20	3	34.40
H-E-B #210	102.54	5	20.51
AMERICAN FILTRATION	102.48	1	102.48

**Nueces County**  
**Transaction Totals by Vendor YTD**  
**For the 10 months ending 07/28/2019**

Merchant	Amount	Transaction Count	Average Transaction
OMNI CORPUS CHRISTI	102.35	1	102.35
ZEP SALES AND SERVICE	102.07	1	102.07
PAYPAL SOUTHTEXASS	101.81	3	33.94
BEST WESTERN PLUS	101.53	1	101.53
TEXAS COUNCIL ON FAMILY V	100.00	1	100.00
SHRM CERTIFICATION	100.00	1	100.00
VUE TESTING/TRAIN SVC	100.00	1	100.00
SQ STICKER STORE G	100.00	1	100.00
AMZN MKTP US MB9DM5TI0	99.99	1	99.99
ANIMAL CARE TECHNOLOGIES	99.00	1	99.00
AMZN MKTP US MW5846ZK2	99.00	1	99.00
IN ID CARD CONSULTANTS	98.84	1	98.84
HOTELS.COM157529571062	98.65	1	98.65
AMAZON.COM M66EQ0MG0 AMZN	97.98	1	97.98
PAYPAL FANZOFSPORT	97.80	1	97.80
MILLERS BAR B-Q WEBER	97.51	1	97.51
BESTBUYCOM805613287008	97.40	2	48.70
BESTBUYCOM73954	95.96	1	95.96
FLANAGANS MUFFLER SHOP	95.00	1	95.00
PAYPAL RUNES	94.50	2	47.25
AMZN MKTP US MN2WX67X1	93.69	1	93.69
AN FORD MAZDA CORPUS	93.62	2	46.81
AMAZON.COM MN1762SH2 AMZN	93.35	1	93.35
TOWNEPLACE SUITES	93.00	1	93.00
SAFER SOCIETY FOUNDA	93.00	1	93.00
AMZN MKTP US MT3DD0QL0	92.96	1	92.96
ARC HOUSTON 09	92.20	1	92.20
SP CROWD CONTROL WAR	92.08	1	92.08
AMAZON.COM MH0WH2ZI1 AMZN	91.90	1	91.90
EXCEPTIONAL REPORTING SE	91.85	1	91.85
EASY DRIVE STAKE - 3	91.00	1	91.00
HESTERS CAFE AND COFFEE B	90.36	1	90.36
SIRCHIE FINGER PRINT LABO	90.24	1	90.24
CVS/PHARMACY #06986	90.08	1	90.08
WWW.MAGIX.COM RENO	89.99	1	89.99
AMAZON.COM M81B885A0	89.97	1	89.97
ORECK VACUUMS OF CORPUS	89.90	1	89.90
AMZN MKTP US M82H60AF2	88.40	1	88.40
AMZN MKTP US MH6E52OM1 AM	87.80	1	87.80
LA QUINTA INN AND SUIT	87.76	1	87.76
TX DISTRICT & COUNTY ATT	87.14	1	87.14
VETERAN ENERGY LLC	86.08	2	43.04

**Nueces County**  
**Transaction Totals by Vendor YTD**  
**For the 10 months ending 07/28/2019**

Merchant	Amount	Transaction Count	Average Transaction
BEST WESTERN EXECUTIVE IN	85.59	1	85.59
TEXAS GUN SHOP INC	85.52	1	85.52
KEGCO INC	85.46	2	42.73
TEXAS CHAPTER PRIMA PUBLI	85.00	2	42.50
AGEX CONFERENCE SERVIC	85.00	2	42.50
TEXAS RECREATION & PARK S	85.00	1	85.00
DMI DELL BUS ONLINE	83.98	1	83.98
AMZN MKTP US M62B57450	83.96	1	83.96
FOURPAIR COM	83.45	1	83.45
AUTOZONE 4216	81.97	3	27.32
PAYPAL CULLNARYDEP	81.44	1	81.44
LUMBER LIQUIDATORS 171	81.34	2	40.67
RADIOLOGY ASSOCIATES OF	81.00	1	81.00
FEDEX 182128546	80.57	1	80.57
AGENT FEE 8900756547642	80.00	1	80.00
AGENT FEE 8900757200311	80.00	1	80.00
AGENT FEE 8900769105812	80.00	1	80.00
AGENT FEE 8900769304078	80.00	1	80.00
LONGHORN STEAK00054544	80.00	1	80.00
BLUFFALO WINGS CO	79.00	1	79.00
POSTNET TX162	78.00	1	78.00
SUNOCO 0825851900	78.00	1	78.00
PAYPAL MIKE DAVIS	77.88	1	77.88
PROMOTESOURCE	77.86	1	77.86
FEDEX 175709699	77.83	1	77.83
FEDEX 464036534	77.16	1	77.16
JANET'S CAKERY	77.00	1	77.00
SHINE ON CAR WASH	77.00	5	15.40
AIR AND FILTERS	76.92	1	76.92
FEDEX 176312622	76.76	1	76.76
BEEVILLE PUBLISHING CO IN	76.00	1	76.00
DISCOUNT LOCKSMITH AND SU	75.78	1	75.78
MICROSOFT OFFICE 365	75.76	1	75.76
NAYLOR'S FARM & RANCH SUP	75.53	1	75.53
TEXAS WRECKER SERVICE	75.00	1	75.00
SQ EAGLE GLASS SER	75.00	1	75.00
TXDOT FINANCE	75.00	1	75.00
PRO TOW WRECKER SERVICE	75.00	1	75.00
MEDINA MUFFLER SHOP	75.00	1	75.00
LA QUINTA INNS 0905	74.75	1	74.75
SQ ANNAVILLE AIR C	74.50	1	74.50
TEXAS LAUNDRY SERVICE COM	74.22	1	74.22

**Nueces County**  
**Transaction Totals by Vendor YTD**  
**For the 10 months ending 07/28/2019**

Merchant	Amount	Transaction Count	Average Transaction
GULLY HURST LLC	72.68	1	72.68
FEDEX 474091906	71.79	1	71.79
LA QUINTA INNS 0478	71.02	1	71.02
NUECES WATER SUPPLY CORPO	70.52	1	70.52
TEXAS STATE AQUARIUM -	70.00	1	70.00
AMAZON.COM MH65N64C1 AMZN	69.95	1	69.95
AMZN MKTP US MB85V83F0	69.92	1	69.92
IDRIVE.COM	69.50	1	69.50
ORBITZ 7452589276273	69.25	1	69.25
AMAZON.COM MN0ZP3YB1 AMZN	68.45	1	68.45
HARBOR FREIGHT TOOLS 680	67.66	1	67.66
ACT PROGRAMS	67.00	1	67.00
TSBPA IND LIC RENE	66.00	1	66.00
HOLT CAT SA PARTS - MS	65.93	1	65.93
AMZN MKTP US MT5I802X1	65.65	1	65.65
AMZN MKTP US MW24G78T0	65.65	1	65.65
HYATT REGENCY PARKING	65.00	2	32.50
BEST BUY 00014696	64.79	1	64.79
AMZN MKTP US MW5376L92	64.45	1	64.45
AMZN MKTP US MW3XS5G02 AM	64.30	1	64.30
AMZN MKTP US MW7KX7M90 AM	64.30	1	64.30
TARGET 00023655	64.13	1	64.13
PSI SERVICES LLC	64.00	1	64.00
AMZN MKTP US MW2TJ4O11	63.99	1	63.99
STRIPES 0445442700	63.85	1	63.85
AMZN MKTP US MW17500O2	63.79	1	63.79
AMZN MKTP US M83871U11	63.79	1	63.79
AMZN MKTP US MI7HF8VZ1	63.79	1	63.79
AMZN MKTP US MH7IT9ZE2	63.79	1	63.79
RR DONNELLEY-PAYMETRIC	63.01	1	63.01
LIFELOC TECHNOLOGIES	62.88	1	62.88
AMZN MKTP US MI6ZZ8AS0	62.15	1	62.15
RICKS DETAILING	62.00	1	62.00
RAYALLEN.COM JJDOG.COM	61.99	1	61.99
AMZN MKTP US M85D660W1	61.61	1	61.61
AMAZON.COM MT9G77WS2	61.19	1	61.19
VICTORY AUTO BODY	61.04	1	61.04
DOLLARTREE	61.00	2	30.50
SUNOCO 0100853100	61.00	1	61.00
KINGSVILLE PUBLISHING CO	60.50	3	20.17
CDW GOVT #QTB7001	60.29	1	60.29
FEDEX 31874668	60.03	1	60.03

**Nueces County**  
**Transaction Totals by Vendor YTD**  
**For the 10 months ending 07/28/2019**

Merchant	Amount	Transaction Count	Average Transaction
AMZN MKTP US MH32I4CT2	60.00	1	60.00
MALL SHOE SERVICE	60.00	1	60.00
RUSSEL MEDICAL	60.00	1	60.00
RIVERSIDE VETERINARY CLIN	60.00	1	60.00
BUC-EES #30	59.99	2	30.00
AMZN MKTP US MH1HY6NS2	59.99	1	59.99
AMZN MKTP US MH5V99ZQ0	59.95	1	59.95
CONOCO - CJS ONE STOP	59.83	1	59.83
AMZN MKTP US MN62Y50P2	59.65	1	59.65
AUTOZONE #1332	59.50	2	29.75
PAYPAL G128LLCSMIL	59.10	1	59.10
AMAZON.COM M05FV9HW2	59.10	1	59.10
AIRPORT PARKING	58.50	1	58.50
AMZN MKTP US MN2YU4IU2 AM	57.67	1	57.67
AMAZON.COM MW4AP1AC1	57.50	1	57.50
TPG CITYOFDRISCOLLUTILITI	57.44	1	57.44
HOBBY-LOBBY #0066	56.78	4	14.20
FEDEX 30953972	56.45	1	56.45
SHAFFERS MUFFLER AND AUTO	56.00	8	7.00
PAYPAL EPRDISTRIBU	55.98	3	18.66
EXXONMOBIL 45963915	55.43	1	55.43
SHELL OIL 57520885708	55.10	1	55.10
BIG O TIRES 43117	55.00	1	55.00
MURPHY7426ATWALMART	55.00	1	55.00
STAPLES DIRECT	54.98	1	54.98
DXP ENTERPRISES	54.92	1	54.92
PROFESSIONAL EDUC SERV	54.50	1	54.50
AMZN MKTP US M05YR7KO2	54.11	1	54.11
AVNGATE MOVAVI.COM	54.07	1	54.07
HP GROOS LOT	54.00	1	54.00
AMZN MKTP US MT9N20UE0	53.82	1	53.82
MOKARA AND LA MANSION HOT	52.57	2	26.28
WHIPPED BAKERY AND FROZEN	52.50	1	52.50
EXXONMOBIL 45958493	52.50	1	52.50
EAGLE LOCK AND KEY	52.00	1	52.00
BRAZORIA CO TX AFBC AG EX	51.43	6	8.57
TEXAS RDHSECRPCHRSTIL	51.39	1	51.39
R&D SPRAYERS	51.38	1	51.38
STATE BAR TX - MCLE-W	50.92	1	50.92
SP SPECIALISTID.COM	50.88	1	50.88
CORNER STORE 1501	50.72	2	25.36
AMZN MKTP US M80K33BB1	50.40	1	50.40

**Nueces County**  
**Transaction Totals by Vendor YTD**  
**For the 10 months ending 07/28/2019**

Merchant	Amount	Transaction Count	Average Transaction
FHWA-NATL HWY INST TRNG P	50.00	2	25.00
COURTS/USDC-TX-PAY	50.00	2	25.00
THE ISLAND CAR WASH	50.00	4	12.50
BEAUTY MAX	49.75	1	49.75
AUTOZONE #4215	49.37	2	24.68
UBER TRIP FYWVD	48.98	1	48.98
AMZN MKTP US M27CW8YQ2	48.84	1	48.84
THE UPS STORE 4725	48.80	1	48.80
FEDEX 181619357	48.78	1	48.78
PAYPAL DISC FLAGS	48.56	1	48.56
AMZN MKTP US MB9CH1JF1	48.00	1	48.00
AMZN MKTP US MI9QY8NN0	48.00	1	48.00
CDW GOVT #QHM4177	47.97	1	47.97
AMAZON.COM MT75H39E1	47.90	1	47.90
AMZN MKTP US M02NP6YJ2	47.80	1	47.80
AMAZON.COM MZ29A92R2 AMZN	47.76	1	47.76
SHI SMARTPRACT#1875365	47.50	1	47.50
AMAZON.COM MW2S11422	47.48	1	47.48
SUNOCO 0776691800	47.44	1	47.44
AMZN MKTP US M61VV46O0	46.77	1	46.77
AMERICAN AIR0010632972177	46.64	1	46.64
AMZN MKTP US M255D93F0	45.99	1	45.99
ST ANTHONY HOTEL	45.99	3	15.33
EIG WHOIS.COM	45.72	2	22.86
INTERCONTINENTAL AUSTIN	45.47	1	45.47
SE40830	44.99	1	44.99
PAYPAL KIMO19200	44.71	1	44.71
PHILLIPS 66 - HILLTOP TRA	44.00	1	44.00
CHEVRON 0380212	43.43	1	43.43
AXON	43.30	1	43.30
AMZN MKTP US MT7MC83N1	43.28	1	43.28
SP CUTRATEBATTERIES	43.00	1	43.00
AMZN MKTP US MI09C3FV1	42.87	1	42.87
AMZN MKTP US MW6AJ7WI1 AM	42.69	1	42.69
AUTOZONE #1416	42.57	4	10.64
WM SUPERCENTER #442	42.04	2	21.02
SUNOCO 0485949200	41.71	1	41.71
CDW GOVT #QJX8198	41.65	1	41.65
PAYPAL YAAKOV NAON	40.97	1	40.97
EXXONMOBIL 45927472	40.27	1	40.27
OREILLY AUTO #2292	40.17	2	20.08
EXXONMOBIL 46918876	40.01	1	40.01

**Nueces County**  
**Transaction Totals by Vendor YTD**  
**For the 10 months ending 07/28/2019**

Merchant	Amount	Transaction Count	Average Transaction
SE40862	40.00	1	40.00
UNITED 0161509153393	40.00	1	40.00
UNITED 0161509844085	40.00	1	40.00
TEXACO 0381917	40.00	1	40.00
AGENT FEE 8900770017826	40.00	1	40.00
AGENT FEE 8900756547640	40.00	1	40.00
AGENT FEE 8900755055541	40.00	1	40.00
AGENT FEE 8900766453700	40.00	1	40.00
AGENT FEE 8900763224599	40.00	1	40.00
AGENT FEE 8900764736249	40.00	1	40.00
EXXONMOBIL 47306360	40.00	1	40.00
MARINA GARAGE	40.00	1	40.00
AMZN MKTP US MN1UW1AV2 AM	39.80	1	39.80
PAYPAL VERTETE LLC	39.62	1	39.62
AMAZON.COM M20EQ6880	39.36	1	39.36
SR PARTS GLOBAL SOLUTIONS	39.26	3	13.09
6750 DOMINOS PIZZA	38.94	1	38.94
SHELL OIL 10004086004	38.48	1	38.48
PETTY S ELECTRONICS	38.00	1	38.00
PAYPAL WEDOITALL2	37.98	3	12.66
AT&T T44A 7310	37.90	1	37.90
BLUE 360 MEDIA	37.00	1	37.00
SE40713	36.97	1	36.97
AIR & FILTERS 2	36.96	1	36.96
AMAZON.COM MB8PR4KT2	36.94	1	36.94
PAYPAL GREENTECHCO	36.64	1	36.64
CFW COMMERCE ST GARAGE	36.00	2	18.00
BUC-EE'S 12	35.97	1	35.97
AMZN MKTP US MA63F2NK2	35.95	1	35.95
TURNERS LANDSCAPE INC	35.94	1	35.94
AMZN MKTP US MI9GS1EO1	35.73	1	35.73
LOVE S TRAVEL 00004648	35.21	1	35.21
DEFENSIVE DRIVING.COM	35.00	1	35.00
SHELL OIL 57545310500	35.00	5	7.00
SQ STICKER XPRESS	35.00	5	7.00
AMAZON.COM MN3AX9Q61 AMZN	34.63	1	34.63
AMZN MKTP US MW1NI3BQ1	34.55	1	34.55
AMZN MKTP US MW9XF95L0	33.00	1	33.00
AMZN MKTP US MB90E0SC2	33.00	1	33.00
ALAMEDA MEDICAL SUPPLY	32.99	1	32.99
COMEDYDEFENSIVEDRIVING	32.95	1	32.95
1000BULBS.COM	32.45	1	32.45

**Nueces County**  
**Transaction Totals by Vendor YTD**  
**For the 10 months ending 07/28/2019**

Merchant	Amount	Transaction Count	Average Transaction
WM SUPERCENTER #5460	32.41	1	32.41
AMZN MKTP US MN26O5721	31.65	1	31.65
APL APPLE ONLINE STORE	31.39	1	31.39
RR DONNELLEY	31.24	1	31.24
CC CALLER-TIMES	30.90	5	6.18
TEXAS CHILI PARLOR	30.82	1	30.82
FEDEX 32464791	30.71	1	30.71
FEDEX 788073481545	30.48	1	30.48
UNITED 0161508969880	30.00	1	30.00
UNITED 0162604482628	30.00	1	30.00
AMERICAN AIR0010264815529	30.00	1	30.00
H-E-B #253	30.00	1	30.00
SP MAGNOLIA MARKET	30.00	1	30.00
AMERICAN AIR0010264702112	30.00	1	30.00
UNITED 0161509844084	30.00	1	30.00
UNITED 0161509844083	30.00	1	30.00
AMERICAN AIR0010289991609	30.00	1	30.00
UNITED 0161509154963	30.00	1	30.00
UNITED 0161509155543	30.00	1	30.00
UNITED 0161509153392	30.00	1	30.00
UNITED 0162604629723	30.00	1	30.00
SQ BANUELOS TIRE P	30.00	2	15.00
AT&T T44E 8197	29.99	1	29.99
AMZN MKTP US MH0GL1HZ2	29.94	1	29.94
UPS 1ZPT807H0200030017	29.92	1	29.92
AMZN MKTP US MT4Q926G2	29.68	1	29.68
ALICE ECHO NEWS JOURNAL C	28.00	1	28.00
UPS 1Z2T857WP210308377	27.81	1	27.81
AMZN MKTP US M05XH8ST0	27.00	1	27.00
ARCO #42586 AMPM	27.00	1	27.00
UNITED 0162926198602	27.00	1	27.00
SHELL OIL 57524793007	26.88	1	26.88
SQ UVC	26.82	2	13.41
AT&T T41J 8334	26.60	1	26.60
SHELL OIL 42664220141	26.00	1	26.00
B & T RENTALS	26.00	1	26.00
B & T RENTS	26.00	1	26.00
AMZN MKTP US MZ8VG0GQ1 AM	25.98	1	25.98
AMAZON.COM MW5BB8XA1	25.98	1	25.98
AMAZON.COM M66LT6OZ2 AMZN	25.96	1	25.96
TXDPS CRIME RECS	25.81	5	5.16
PAYPAL WRISTCO INC	25.80	1	25.80



**Nueces County**  
**Transaction Totals by Vendor YTD**  
**For the 10 months ending 07/28/2019**

Merchant	Amount	Transaction Count	Average Transaction
AMAZON.COM MI3J95K31	25.78	1	25.78
ROBSTOWN CLEANERS	25.64	1	25.64
AMZN MKTP US M68K82682	25.44	1	25.44
TEXASCENTERFORLEGALETHIC	25.00	1	25.00
PAYPAL COASTALBEND	25.00	3	8.33
EB FALL CEU CONFERENC	25.00	1	25.00
DEL MAR COLLEGE TUITION A	25.00	1	25.00
PAYPAL TEXASDIVISI	25.00	2	12.50
TEXAS ONLINE DEFENSIVE	25.00	1	25.00
MASTERTECH AUTO CENTER	25.00	1	25.00
OFFICEMAX/DEPOT 6289	24.99	1	24.99
AMZN MKTP US M05QE1Q20	24.98	1	24.98
AMZN MKTP US M00LF1YM2	24.95	1	24.95
FEDEX 485120636	24.06	1	24.06
WM SUPERCENTER #249	24.00	1	24.00
GOVERNMENT PAYMENTS	24.00	8	3.00
UNITED 0161522585490	24.00	1	24.00
MCDONALD'S F7584	23.89	1	23.89
WRIGHT MATERIALS INC	23.78	1	23.78
AMAZON.COM MI5V71ZG1	23.26	1	23.26
USPS PO 4820270411	23.10	2	11.55
H-E-B #270	23.04	2	11.52
WHATABURGER 979 Q25	22.70	1	22.70
BILL MILLER BAR-B-Q - 30	22.68	1	22.68
AMAZON.COM MH1F40NR1 AMZN	22.20	1	22.20
MCCOYS #29	21.99	1	21.99
AMZN MKTP US MT26V93Q2	21.98	1	21.98
AMZN MKTP US M249L9W12	21.96	1	21.96
LUBYS CAFE #0195 Q99	21.60	1	21.60
AMZN MKTP US MT9UA37H0	21.04	1	21.04
ABC KEYS & SAFES	21.00	1	21.00
AMZN MKTP US MN7US8102	21.00	1	21.00
COMPLETE DIESEL REPA	21.00	1	21.00
DRI GET IT ON CD	20.51	1	20.51
TAMU PARKING PERMITS &	20.00	1	20.00
SQ LAS VEGAS CONVENTION	20.00	2	10.00
SWA EARLYBRD5269830524657	20.00	1	20.00
SWA EARLYBRD5269830524659	20.00	1	20.00
SWA EARLYBRD5269830524660	20.00	1	20.00
SWA EARLYBRD5269830524658	20.00	1	20.00
AMZN MKTP US MW2FW6061	19.98	1	19.98
WAL-MART #5898	19.88	3	6.63

**Nueces County  
Transaction Totals by Vendor YTD  
For the 10 months ending 07/28/2019**

Merchant	Amount	Transaction Count	Average Transaction
AMZN MKTP US MW54N5HN0	19.70	1	19.70
ACT TEXAS 4H CONFERENC	19.50	1	19.50
UPS K1946036905	19.15	1	19.15
AMZN MKTP US MN5VB2700	18.99	1	18.99
OFFICE DEPOT #2250	18.76	1	18.76
NOTHING BUNDT CAKES -	18.50	1	18.50
SUNOCO 0553014200	18.46	1	18.46
PACER800-676-6856IR	18.30	1	18.30
AMZN MKTP US M87HC9QS2	18.28	1	18.28
AMZN MKTP US M82006CO1	18.10	1	18.10
CIRCLE K 01569	18.03	1	18.03
PARKJOCKEY	18.00	1	18.00
AMAZON.COM M892D7B81	17.99	1	17.99
AMAZON.COM M84XU3BE2	17.99	1	17.99
COSTA MESSA MAIN PLACE	17.52	1	17.52
AMAZON.COM MZ4LU8PK1 AMZN	17.37	1	17.37
AMERICAN AIR0010647802800	17.12	1	17.12
HEB #210	16.71	1	16.71
FEDEX 784843627400	16.49	1	16.49
FEDEX 473857079	16.15	1	16.15
METRO PARK LOT 555	16.00	1	16.00
FSSW - CEUS	16.00	1	16.00
FEDEX 482500208	15.99	1	15.99
AMZN MKTP US M898U48Z1	15.97	1	15.97
UPS ADJ00173076203881	15.90	1	15.90
FEDEX OFFIC44000044024	15.21	1	15.21
TX OAG OPEN RECORD	15.00	1	15.00
TEA GED TRANSCRIPT	15.00	3	5.00
SQ BANUELOS TIRE PROS	15.00	1	15.00
AMZN MKTP US MH4M22342	14.94	1	14.94
AMZN MKTP US M274J9X32	14.87	1	14.87
AMZN MKTP US M65NN8MI1 AM	14.67	1	14.67
AMZN MKTP US MN45N40E2 AM	14.59	1	14.59
DUNKIN #353365 Q35	14.48	1	14.48
CHICK-FIL-A #01531	14.15	2	7.08
UNITED 0161522585489	14.00	1	14.00
USPS PO 4820280417	13.40	1	13.40
RMA TOLL	13.31	3	4.44
AMZN MKTP US MZ2C65HP0	13.30	1	13.30
HOTELBOOKINGSERVFEE	12.99	1	12.99
AMZN MKTP US MN6JA05H0	12.95	1	12.95
OFFICE DEPOT #2387	12.76	1	12.76

**Nueces County  
Transaction Totals by Vendor YTD  
For the 10 months ending 07/28/2019**

Merchant	Amount	Transaction Count	Average Transaction
FEDEX 33072485	12.63	1	12.63
TOSHIBA AMERICAN BUSINESS	12.50	1	12.50
ISLE MAIL AND MORE 3ECEFB	12.42	1	12.42
AMZN MKTP US M61BU3CH1	12.41	1	12.41
OFFICEMAX/DEPOT 6208	12.39	1	12.39
OTTERBOX/LIFEPROOF	12.14	1	12.14
CARISMA EXPRESS CAR WA	12.00	1	12.00
UNITED 0162926198603	12.00	1	12.00
TIRE EXPRESS	12.00	1	12.00
WHEELY CLEAN - KINGSVILL	12.00	1	12.00
UNITED 0162926198601	12.00	1	12.00
AMZN MKTP US MN11G95Y2	11.98	1	11.98
AMZN MKTP US M230J41F2	11.98	1	11.98
AMZN MKTP US M802V6J70	11.95	1	11.95
AMAZON.COM M88555YE2	11.59	1	11.59
ROADRUNNER TRAVEL CENTER	11.50	1	11.50
NTTA CUST SVC ONLINE	11.34	2	5.67
FEDEX 786125155537	11.15	1	11.15
SNAPPY 20	11.04	1	11.04
HCTRA EZ TAG ONLINE	11.00	1	11.00
CAPITOL VISITORS PARKING	11.00	2	5.50
COURTYARD BY MARRIOTT-	10.82	1	10.82
WHATABURGER 919 Q26	10.70	1	10.70
PAYPAL YRONLNBKSTR	10.65	2	5.32
SUNOCO 0486667900	10.00	1	10.00
MARKET SQUARE LOT	10.00	1	10.00
SHERATON AUSTIN HOTEL PAR	10.00	1	10.00
AMZN MKTP US MN46D8QS0	9.99	1	9.99
AMZN MKTP US MT6FG0BP0	9.90	1	9.90
ADVANCE AUTO PARTS #8429	9.73	1	9.73
OFFICE DEPOT #2227	9.57	1	9.57
DAIRY QUEEN #14802	9.49	1	9.49
WHATABURGER 705 Q26	9.41	1	9.41
CROSS BORDER TRANS FEE	9.24	12	0.77
UNITED 0162922138267	9.00	1	9.00
UNITED 0162922138266	9.00	1	9.00
SQ MAYORGA AUTOMOTIVE LL	8.99	1	8.99
AMZN MKTP US MZ4HE8AT1	8.99	1	8.99
SUBWAY 00624270	8.97	1	8.97
BUSHS CHICKEN - HAMILTON	8.97	1	8.97
FEDEX 31242309	8.66	1	8.66
AMZN MKTP US MT88T4YS1	8.41	1	8.41

**Nueces County**  
**Transaction Totals by Vendor YTD**  
**For the 10 months ending 07/28/2019**

Merchant	Amount	Transaction Count	Average Transaction
MCDONALD'S F13608	8.22	1	8.22
AMZN MKTP US MZ3WN0N32 AM	8.17	1	8.17
OFFICE DEPOT #618	8.00	1	8.00
OFFICE DEPOT #161	7.39	1	7.39
BURGER KING #13422	7.13	1	7.13
AP ELECTRIC & GENERATOR	7.13	2	3.56
DANNYS TIRE SERVICE	7.00	1	7.00
UNITED 0162922138268	7.00	1	7.00
MINIT MAN - 4	7.00	1	7.00
UNITED 0162922138269	7.00	1	7.00
MINIT MAN #5	7.00	1	7.00
AMZN MKTP US MN22M4A62	6.94	1	6.94
UPS 299111AB728	6.90	1	6.90
WHATABURGER 844 Q26	6.86	1	6.86
FEDEX 29925042	6.25	1	6.25
OMNI MANDALAY	6.17	1	6.17
DQ-13 #14300	6.00	1	6.00
TAMU PARKING GARAGE 4	6.00	1	6.00
MUNICIPAL SERVICES BUREAU	5.81	2	2.90
EXPEDIA 7430716388288	5.59	1	5.59
WYNDHAM GARDEN HOTEL - RI	5.41	1	5.41
AUSTIN CONV CENTER PKG	5.00	1	5.00
TXEFILE 031829354-2	5.00	1	5.00
TXEFILE 031829354-1	5.00	1	5.00
UBER TRIP 2VBU4	5.00	1	5.00
TXEFILE 034707673-1	5.00	1	5.00
TXEFILE 031829152-1	5.00	1	5.00
TXEFILE 034707673-2	5.00	1	5.00
TAMUCC PKG GARAGE APRI	5.00	1	5.00
TXEFILE 031829152-2	5.00	1	5.00
AMZN MKTP US MW06T9EB0	4.67	1	4.67
MCDONALD'S F17456	4.33	1	4.33
FEDEX 33024334	4.28	1	4.28
PILOT 00004671	4.26	1	4.26
ORBITZ 7452587195670	4.06	1	4.06
LAZ PARKING 610260-LUKE	4.00	2	2.00
SUNRISE VENDING LLC	3.85	2	1.92
DAIRY QUEEN 52 #42836	3.56	1	3.56
WHATABURGER 930 Q26Q26	3.51	1	3.51
BILL SERVICING	3.50	1	3.50
WHATABURGER 897 Q26	3.40	1	3.40
CORNER STORE 0135	3.24	1	3.24

**Nueces County**  
**Transaction Totals by Vendor YTD**  
**For the 10 months ending 07/28/2019**

Merchant	Amount	Transaction Count	Average Transaction
AMZN MKTP US MW50464F0	3.15	1	3.15
OFFICE DEPOT #630	2.99	1	2.99
OFFICE DEPOT #2805	2.99	1	2.99
LAZ PARKING 610264-LUKE	2.00	1	2.00
UBER TRIP TJNIF	2.00	1	2.00
USA CASH DEPOT VEND	1.50	1	1.50
TXEFILE 031829354-0	0.29	1	0.29
TXEFILE 031829152-0	0.29	1	0.29
TXEFILE 034707673-0	0.29	1	0.29
FEDEX 478659901	0.00	2	0.00
UNITED 0162926198604	0.00	2	0.00
UNITED 0167370148636	0.00	2	0.00
WALGREENS #3638	0.00	2	0.00
UNITED 0167370148622	0.00	2	0.00
AVIS RENT-A-CAR 1	0.00	2	0.00
CCI HOTEL RES	0.00	2	0.00
WEB NETWORKSOLUTIONS	0.00	2	0.00
IC SHOPSMARTER.COM	0.00	4	0.00
OFFICE DEPOT #1079	0.00	2	0.00
UNITED 0167370148638	0.00	2	0.00
FEDEX 482034851	0.00	2	0.00
PAYPAL	0.00	4	0.00
AT&T K006 9968 ESTOR	0.00	2	0.00
UNITED 0167370148620	0.00	2	0.00
AGENT FEE 8900769304077	0.00	2	0.00
FEDEX 811977966882	-0.25	1	-0.25
FEDEX 811977966893	-1.00	1	-1.00
DISPUTE-PAYPAL GREENTECH	-36.64	1	-36.64
AMZN MKTP US AMZN.COM/BIL	-83.97	2	-41.98
TFS FISHER SCI CHI	-246.04	1	-246.04
DISPUTE-AMZN MKTP US	-269.90	1	-269.90
WAL-MART #0464 SE2	-307.74	1	-307.74
SOUTHWES 5260156566728	-542.36	1	-542.36
DISPUTE-NETWORK INNOVATIO	-961.71	1	-961.71
DISPUTE-DELTA AIR 00623	-996.00	1	-996.00
<b>Total</b>	<b>3,374,116.73</b>	<b>11,712</b>	<b>288.09</b>