

Nueces County, Texas

Monthly Financial Report (Unaudited and Unadjusted)

Fiscal Year 2019/2020
For the four months ended January 31, 2020



Prepared by:

The Nueces County Auditor's Office

Dale Atchley, CPA
County Auditor

Nueces County, Texas
Unaudited Monthly Financial Report
As of January 31, 2020

Table of Contents

County Auditor Letter of Transmittal..... 1

Financial Statements

Balance Sheet - Governmental Funds 4
Statement of Revenue, Expenditures and Changes in Fund Balances - Governmental Funds..... 6
Statement of Net Position - Internal Service Fund 10
Statement of Revenue, Expenditures and Changes in Fund Balance - Internal Service Fund 11
Comparison of Current Year to Prior year Revenues & Expenditures - Group Health..... 13
Comparison of Monthly & year to prior year Revenues & Expenditures - Group Health 14

Budget Revenue Section

Statement of Revenue Budget to Actual with Year to Year Comparison - General Fund 16
Statement of Revenue Budget to Actual with Year to Year Comparison – Road & Bridge 17
Statement of Revenues Budget to Actual - Inland and Coastal Parks 18
Comparison of Current year to prior year total Revenues - Inland and Coastal Parks..... 19
Statement of Revenues Budget to Actual - Airport..... 20

Budget Expenditure Section

Statement of Expenditures Budget to Actual - General Fund 22
Comparison of Current year to prior year total Expenditures - General Fund 63
Statement of Expenditures Budget to Actual - Road & Bridge Fund..... 65
Comparison of Current year to prior year total Expenditures - Road & Bridge Fund 66
Statement of Expenditures Budget to Actual - Inland and Coastal Parks 67
Comparison of Current year to prior year total Expenditures - Inland and Coastal Parks..... 68
Statement of Expenditures Budget to Actual with Year to Year Comparison - Airport fund 69
Statement of Expenditures Budget to Actual - Commissioners Special Revenue Funds 70
Statement of Expenditures Budget to Actual - Commissioners Diabetes Funds 71
Statement of Expenditures Budget to Actual - Commissioners RTA Funds..... 72

Schedules

Schedule of Transfers In and Out by Fund..... 74
Schedule of Capital Projects 75
Summary of Monthly Revenue Report..... 80

Procurement

Procurement Card Totals by Budget Category 83
Procurement Card Totals by Amount 84
Procurement Card Totals by Department 87





AIDEE HERNANDEZ, MBA
FIRST ASSISTANT

ELVA FUENTES, CFE
INTERNAL AUDIT SUPERVISOR

DALE ATCHLEY, CPA
COUNTY AUDITOR

LISA DAVIS
BUDGET ACCOUNTANT

ANNA VELAZQUEZ, CPP
GRANTS / PAYROLL SUPERVISOR

901 LEOPARD STREET, RM. 304
CORPUS CHRISTI, TX 78401

LOURDES RIVERA
EXECUTIVE ACCOUNTANT

PHONE: (361) 88-0556 • FAX: (361) 888-0584

March 11, 2020

Honorable District Judges of Nueces County and
Honorable Members of the Nueces County Commissioners Court:

The unaudited and unadjusted Monthly Financial Report of Nueces County, Texas as of and for the four months ended January 31, 2020 is submitted herewith in accordance with Section 114.023 of the Texas Local Government Code and was prepared by the County Auditor's Office staff. The statements are reported on a budgetary basis which is not in accordance with generally accepted accounting principles. Due to the statutory duties of the County Auditor, I am not independent with regard to these financial reports as defined by the professional standards of the American Institute of Certified Public Accountants. However, these financial statements were prepared, and the financial accounting records were maintained with objectivity and due professional care.

The Monthly Financial Report is presented in four sections: Fund Financial Statements, Budget Revenue Status, Budget Expenditure Status, and Schedules:

The **Financial Statement section** contains the Governmental Funds Balance Sheet, the Governmental Funds Statement of Revenue, Expenditures and Changes in Fund Balance, the Internal Service Fund Statement of Net Position, the Internal Service Fund Statement of Revenue, Expenditures and Changes in Net Position, and the Group Health Comparison of Current Year to Prior Year Revenue and Expenditures and chart.

The **Budget Revenue Status section** is comprised of a General Fund Statement of Revenues Budget to Actual and Comparison of Current Year to Prior Year Revenues, a Road and Bridge Statement of Revenues Budget to Actual and Comparison of Current Year to Prior Year Revenues, an Inland and Coastal Parks Statement of Revenues Budget to Actual and Comparison of Current Year to Prior Year Revenues, and Airport Statement of Revenues Budget to Actual.

The **Budget Expenditure Status section** is comprised of a General Fund Top Spenders, General Fund Statement of Expenditures Budget to Actual, a General Fund Comparison of Current Year to Prior Year Expenditures and charts, a Road and Bridge Statement of Expenditures Budget to Actual, a Road and Bridge Comparison of Current Year to Prior Year Expenditures, an Inland and Coastal Parks Statement of Expenditures Budget to Actual, Inland and Coastal Parks Funds Comparison of Current Year to Prior Year Expenditures, an Airport Statement of Expenditures Budget to Actual and an Airport Comparison of Current Year to Prior Year Expenditures,

The **Schedules section** includes a Schedule of Transfers In and Out by Fund, a Schedule of Capital Projects, and a Summary of Revenue Reports.

The **General Fund Statement of Expenditures Budget to Actual** section now has visual performance indicators. The performance indicators are based on a comparison with the Expected Expenditures. The Expected Expenditure amount is calculated based on the average of the total budget over 12 fiscal periods (October through September). The color of the remaining budget available is used as a performance indicator. These numbers will be black if spending is below 90% of the expected amount, yellow if spending is equal to or greater than 90% of the expected amount and red if spending is equal to or greater than 100% of the expected amount.

| Fiscal Period | 1 | 2 | 3 | 4 | 5 | 6 |
|---|---------|----------|----------|---------|----------|-------|
| Calendar Month | October | November | December | January | February | March |
| Expected Balance Remaining at 90% of expected expenditures | 92.5% | 85.0% | 77.5% | 70.0% | 62.5% | 55.0% |
| Expected Balance Remaining at 100% of expected Expenditures | 91.7% | 83.3% | 75.0% | 66.7% | 58.3% | 50.0% |

| Fiscal Period | 7 | 8 | 9 | 10 | 11 | 12 |
|---|-------|-------|-------|-------|--------|-----------|
| Calendar Month | April | May | June | July | August | September |
| Expected Balance Remaining at 90% of expected expenditures | 47.5% | 40.0% | 32.5% | 25.0% | 17.5% | 10.0% |
| Expected Balance Remaining at 100% of expected Expenditures | 41.7% | 33.3% | 25.0% | 16.7% | 8.3% | 0.0% |

This report is designed to provide a general overview of Nueces County’s finances for all those with an interest in the County’s finances at a specific point during the fiscal year. However, the reader should note that the report does not include those disclosures associated with, and usually made a part of, audited financial statements. Should you have any questions concerning this report, please do not hesitate to contact the County Auditor’s Office at (361) 888 - 0556.

Respectfully submitted,



Dale Atchley, CPA
Nueces County Auditor

FINANCIAL STATEMENTS

(Unaudited)

Nueces County, Texas
Balance Sheet
Governmental Funds
January 31, 2020

| | <u>General Fund</u> | <u>Debt Service Fund</u> | <u>Capital Projects Fund</u> |
|--|-------------------------|------------------------------|----------------------------------|
| Assets | | | |
| Cash & Cash Equivalents | \$ 56,986,140 | \$ 11,979,202 | \$ 52,600,409 |
| Investments | 7,333,191 | 1,767,001 | 14,817,190 |
| Accounts Receivable | 733,348 | - | - |
| Due From Component Unit | 95,085 | - | - |
| Due From Other Funds | 1,564,352 | - | 791,187 |
| Prepays | 329,037 | - | - |
| Inventory | 95,975 | - | - |
| Total Assets | <u>\$ 67,137,128</u> | <u>\$ 13,746,203</u> | <u>\$ 68,208,786</u> |
| Liabilities and Fund Balances | | | |
| Liabilities | | | |
| Accounts Payable | \$ 5,535,541 | \$ - | \$ - |
| Accrued Payroll Payable | - | - | - |
| Due to Other Funds | 1,045,229 | - | (0) |
| Unearned Revenue | 343 | - | - |
| Other Liabilities | 5,299 | - | - |
| Total Liabilities | <u>\$ 6,586,413</u> | <u>\$ -</u> | <u>\$ (0)</u> |
| Fund Balances | | | |
| Restricted | \$ - | \$ - | \$ 68,208,065 |
| Committed | - | 13,746,203 | - |
| Unassigned | 52,917,668 | - | - |
| Total fund balances | <u>\$ 52,917,668</u> | <u>\$ 13,746,203</u> | <u>\$ 68,208,065</u> |
| Total liabilities and fund balances | <u>\$ 59,504,081</u> | <u>\$ 13,746,203</u> | <u>\$ 68,208,065</u> |

**Nueces County, Texas
Balance Sheet
Governmental Funds
January 31, 2020**

| <u>Airport Fund</u> | <u>Coastal Parks Fund</u> | <u>Non-Major Funds</u> | <u>Total Governmenta Funds</u> |
|-------------------------|-------------------------------|----------------------------|--|
| \$ 206,476 | \$ 748,478 | \$ 22,362,747 | \$ 144,883,451 |
| - | 345,071 | 9,426,049 | 33,688,501 |
| (10,137) | 96,471 | 329,391 | 1,149,073 |
| - | - | - | 95,085 |
| - | 191,748 | 135 | 2,547,421 |
| 912 | - | 4,848 | 334,797 |
| 13,168 | 17,526 | - | 126,669 |
| <u>\$ 210,418</u> | <u>\$ 1,399,294</u> | <u>\$ 32,123,169</u> | <u>\$ 182,824,997</u> |
| \$ 3,616 | \$ 35,930 | \$ 3,272,304 | \$ 8,847,391 |
| - | - | (0) | - |
| 1,790 | 159,449 | 24,730 | 1,231,199 |
| (10,137) | - | 5,790,151 | 5,780,357 |
| - | - | 420,610 | 425,909 |
| <u>\$ (4,731)</u> | <u>\$ 195,379</u> | <u>\$ 9,507,795</u> | <u>\$ 16,284,856</u> |
| \$ - | \$ - | \$ - | \$ 68,208,065 |
| - | - | - | 13,746,203 |
| <u>215,150</u> | <u>1,203,914</u> | <u>22,562,062</u> | <u>76,898,795</u> |
| <u>\$ 215,150</u> | <u>\$ 1,203,914</u> | <u>\$ 22,562,062</u> | <u>\$ 158,853,062</u> |
| <u>\$ 210,419</u> | <u>\$ 1,399,294</u> | <u>\$ 32,069,857</u> | <u>\$ 175,137,918</u> |

Nueces County, Texas
Statement of Revenues, Expenditures and Changes in Fund Balances
Governmental Funds
January 31, 2020

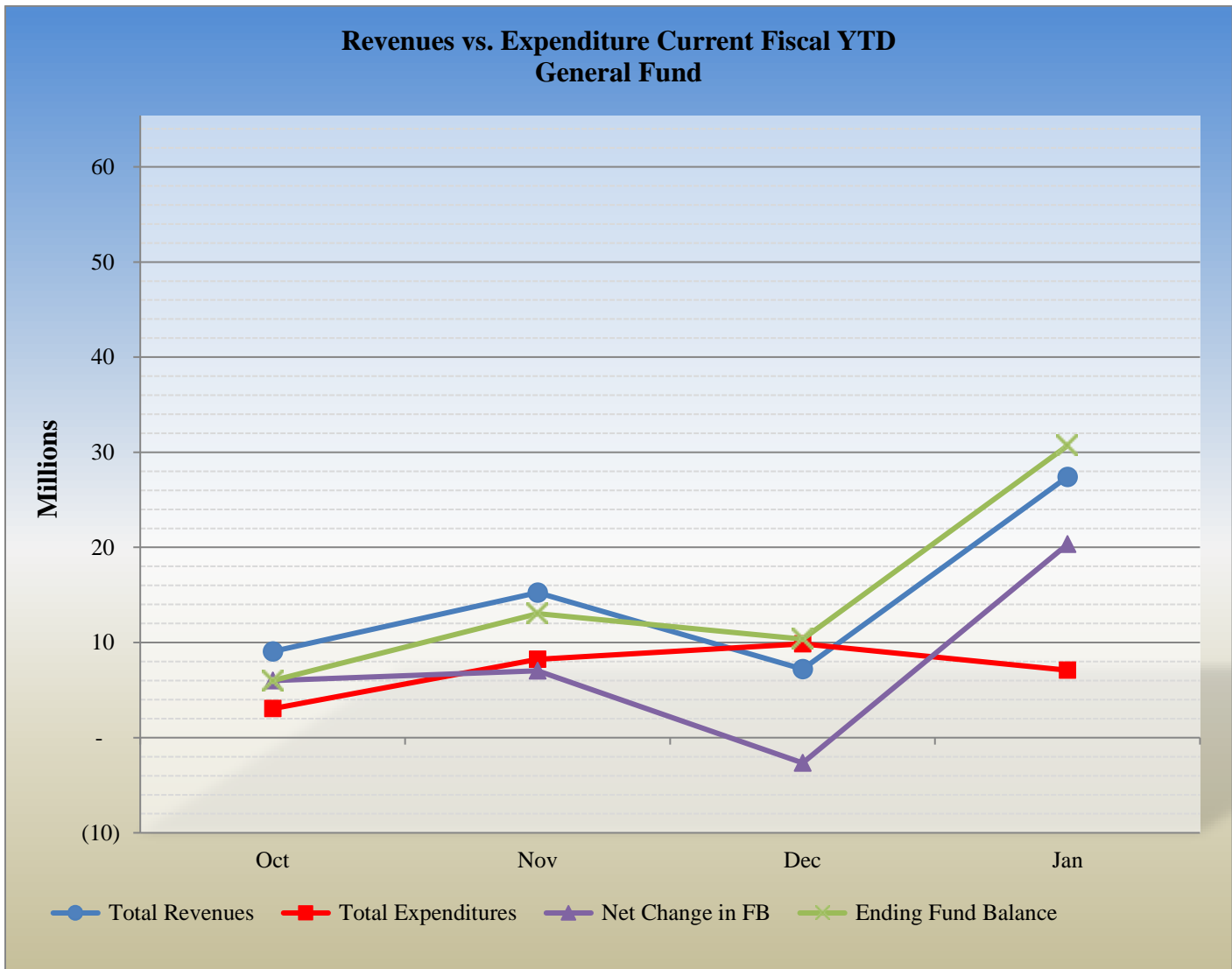
| | General Fund | Debt Service Fund | Capital Projects Fund |
|--|-----------------|----------------------|--------------------------|
| Revenues | | | |
| Taxes | \$ 54,194,226 | \$ 8,587,099 | \$ - |
| Fees of Office | 1,341,239 | - | - |
| Fines & Forfeitures | 397,439 | - | - |
| Licenses & Permits | 24,953 | - | - |
| Motor Vehicle Services | 293,935 | - | - |
| Intergovernmental Revenues | 1,653,286 | - | - |
| Housing Inmates & Juveniles | 195,158 | - | - |
| Charges for Services | 229,410 | - | - |
| Interest & Investment Income | 530,481 | 110,894 | 905,566 |
| Rentals & commissions | 18,503 | - | - |
| Refunds & Reimbursements | 32,099 | - | - |
| Commodity Sales | - | - | - |
| Sale of Printed Materials | 591 | - | - |
| Other Income | 10,479 | - | - |
| Force Revenue (In-Kind) | - | - | - |
| Total Revenues | \$ 58,921,798 | \$ 8,697,994 | \$ 905,566 |
| Expenditures | | | |
| Salaries | \$ 13,834,630 | \$ - | \$ - |
| Salaries - Seasonal | - | - | - |
| Employee Benefits | 6,090,866 | - | - |
| Other Personnel Expenses | 134,043 | - | - |
| Office Expense & Supplies | 376,835 | - | 484 |
| Food & Kitchen Supplies | 536,265 | - | - |
| Telephone & Utilities | 482,120 | - | 51,442 |
| Maint & Repair - Equipment & Vehicles | 211,315 | - | 31,911 |
| Maint & Repair - Buildings & Grounds | 562,409 | - | 1,417,021 |
| Maint & Repair - Roads & Bridges | - | - | 20,661 |
| Professional Services | 938,968 | - | 1,327,683 |
| Special Personnel Services | 878,971 | - | - |
| Other Services & Charges | 1,354,170 | - | 4,598 |
| Other Expenses | 107,447 | 301,096 | 127,566 |
| Travel Expenses | 71,921 | - | 5,743 |
| Capital Outlay | 51,707 | - | 732,665 |
| Other Financing Uses | - | - | 182,166 |
| Agency Ledger Expenses | - | - | - |
| Total Expenditures | \$ 25,631,668 | \$ 301,096 | \$ 3,901,941 |
| Other Financing Sources (Uses) | | | |
| Transfers - In | \$ - | \$ 630,000 | \$ - |
| Transfers - Out | (2,584,850) | - | - |
| Bond Proceeds | - | - | 40,310,000 |
| Premium and Sale of Bonds | - | - | - |
| Sales of Assets | - | - | - |
| Total Other Financing Sources (Uses) | (2,584,850) | 630,000 | 40,310,000 |
| Net Change in Fund Balances | 30,705,280 | 9,026,897 | 37,313,625 |
| Fund Balance Beginning 10/01/2019 | 22,212,388 | 4,719,305 | 30,894,440 |
| Fund Balance Ending 1/31/2020 | \$ 52,917,668 | \$ 13,746,203 | \$ 68,208,065 |

Nueces County, Texas
Statement of Revenues, Expenditures and Changes in Fund Balances
Governmental Funds
January 31, 2020

| Airport Fund | Coastal Parks Fund | Non-Major Funds | Total Governmental Funds |
|-----------------|-----------------------|--------------------|--------------------------------|
| \$ - | \$ - | \$ 755,943 | \$ 63,537,267 |
| - | - | 293,508 | 1,634,747 |
| - | - | 93,097 | 490,536 |
| - | - | 8,685 | 33,638 |
| - | - | 1,127,213 | 1,421,147 |
| - | - | 1,167,239 | 2,820,525 |
| - | - | 9,437,728 | 9,632,886 |
| - | - | 160,535 | 389,945 |
| 1,156 | 19,978 | 498,932 | 2,067,007 |
| 75,162 | 273,229 | 16,022 | 382,917 |
| - | 21 | 12,329 | 44,449 |
| 3,682 | 3,659 | - | 7,342 |
| - | - | - | 591 |
| 252 | (4) | 229,757 | 240,484 |
| - | - | 3,636 | 3,636 |
| \$ 80,252 | \$ 296,883 | \$ 13,804,624 | \$ 82,707,116 |
| \$ 13,248 | \$ 222,934 | \$ 1,992,437 | \$ 16,063,249 |
| - | - | - | - |
| 6,780 | 120,307 | 954,485 | 7,172,438 |
| 443 | - | 82,777 | 217,263 |
| 413 | 7,434 | 72,957 | 458,124 |
| - | - | 31,580 | 567,845 |
| 1,856 | 65,502 | 75,360 | 676,280 |
| - | - | - | 489,425 |
| - | 23,572 | 222,627 | - |
| 11,524 | 65,343 | 276,669 | 2,332,966 |
| - | - | 655,719 | 676,380 |
| 200 | 601 | 557,433 | 2,824,885 |
| - | - | - | 878,971 |
| 1,837 | 49,340 | 9,972,846 | 11,382,791 |
| 349 | 1,705 | 499,470 | 1,037,633 |
| - | - | 11,575 | 89,239 |
| - | - | (12,161) | 772,212 |
| - | - | - | 182,166 |
| \$ 36,649 | \$ 556,738 | \$ 15,393,775 | \$ 45,821,866 |
| \$ 19,020 | \$ 175,000 | \$ 2,406,022 | \$ 3,230,042 |
| (1,405) | - | (643,787) | (3,230,042) |
| - | - | - | 40,310,000 |
| - | - | - | - |
| - | - | - | - |
| 17,615 | 175,000 | 1,762,235 | 40,310,000 |
| 61,218 | (84,854) | 173,084 | 77,195,250 |
| 153,932 | 1,288,769 | 22,388,977 | 81,657,812 |
| \$ 215,150 | \$ 1,203,914 | \$ 22,562,062 | \$ 158,853,062 |

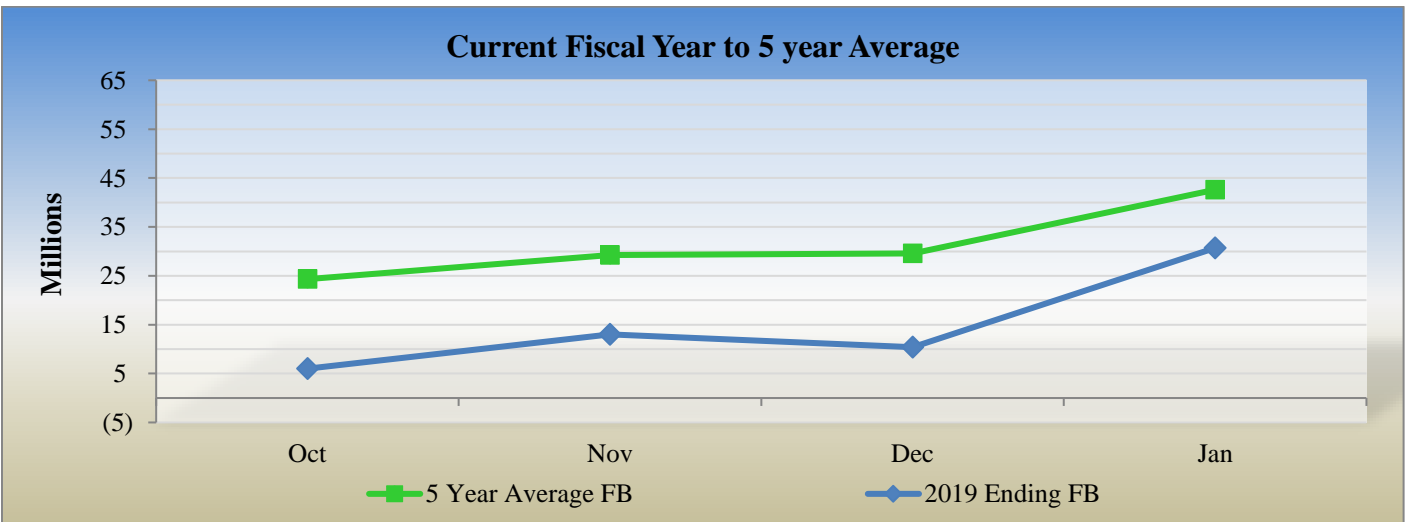
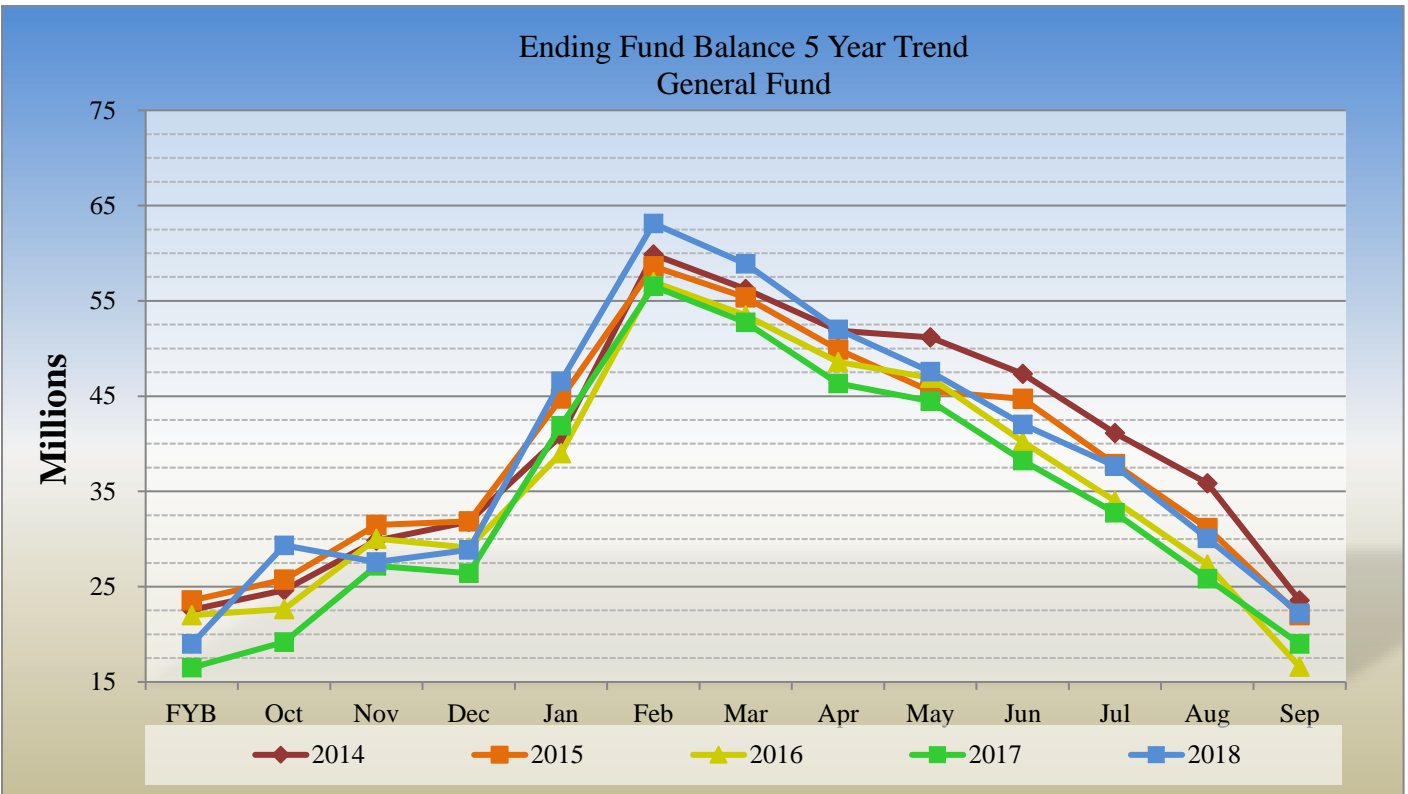
Nueces County, Texas
Change in Fund Balance-Current YTD
General Fund
January 31, 2020

| Period | Oct | Nov | Dec | Jan | Feb | Mar | Apr | May | Jun | Jul | Aug | Sep |
|--------------|-----------|------------|------------|------------|-----|-----|-----|-----|-----|-----|-----|-----|
| Starting FB | - | 6,002,747 | 13,022,329 | 10,367,058 | - | - | - | - | - | - | - | - |
| Revenues | 9,056,748 | 15,243,679 | 7,205,568 | 27,415,952 | - | - | - | - | - | - | - | - |
| Transfers In | - | - | - | - | - | - | - | - | - | - | - | - |
| Expenditures | 3,054,001 | 8,224,098 | 7,278,010 | 7,084,869 | - | - | - | - | - | - | - | - |
| Tranfers Out | - | - | 2,582,828 | 2,022 | - | - | - | - | - | - | - | - |
| Ending FB | 6,002,747 | 13,022,329 | 10,367,058 | 30,696,120 | - | - | - | - | - | - | - | - |



Nueces County, Texas
Change in Fund Balance-Current and Previous 5 Years
General Fund
January 31, 2020

| | FYB | Oct | Nov | Dec | Jan | Feb | Mar | Apr | May | Jun | Jul | Aug | Sep |
|----------|------------|------------|------------|------------|------------|------------|------------|------------|------------|------------|------------|------------|------------|
| 2014 | 22,576,705 | 24,643,392 | 29,831,412 | 31,832,121 | 40,845,090 | 59,858,381 | 56,248,738 | 51,867,620 | 51,167,773 | 47,340,749 | 41,132,256 | 35,861,187 | 23,568,037 |
| 2015 | 23,568,037 | 25,743,350 | 31,499,712 | 31,840,057 | 44,741,446 | 58,614,455 | 55,365,701 | 49,873,338 | 45,519,118 | 44,720,218 | 37,856,992 | 31,164,598 | 22,001,648 |
| 2016 | 22,001,636 | 22,659,474 | 30,025,766 | 29,093,823 | 39,014,164 | 56,984,520 | 53,475,653 | 48,593,952 | 46,920,232 | 40,205,963 | 33,996,983 | 27,310,492 | 16,589,484 |
| 2017 | 16,510,888 | 19,198,906 | 27,189,044 | 26,403,938 | 41,904,197 | 56,534,931 | 52,744,626 | 46,345,169 | 44,468,949 | 38,223,488 | 32,750,384 | 25,847,458 | 18,974,819 |
| 2018 | 18,974,819 | 29,342,596 | 27,604,311 | 28,869,540 | 46,560,221 | 63,118,574 | 58,901,446 | 51,999,026 | 47,566,377 | 42,016,464 | 37,666,109 | 30,062,639 | 22,225,598 |
| 2019 | - | 6,002,747 | 13,022,329 | 10,367,058 | 30,696,120 | - | - | - | - | - | - | - | - |
| 5-Yr Avg | 17,272,014 | 21,265,077 | 26,528,762 | 26,401,089 | 40,626,873 | 59,022,172 | 55,347,233 | 49,735,821 | 47,128,490 | 42,501,376 | 36,680,545 | 30,049,275 | 20,671,917 |



**Nueces County, Texas
Statement of Net Position
Internal Service Fund
January 31, 2020**

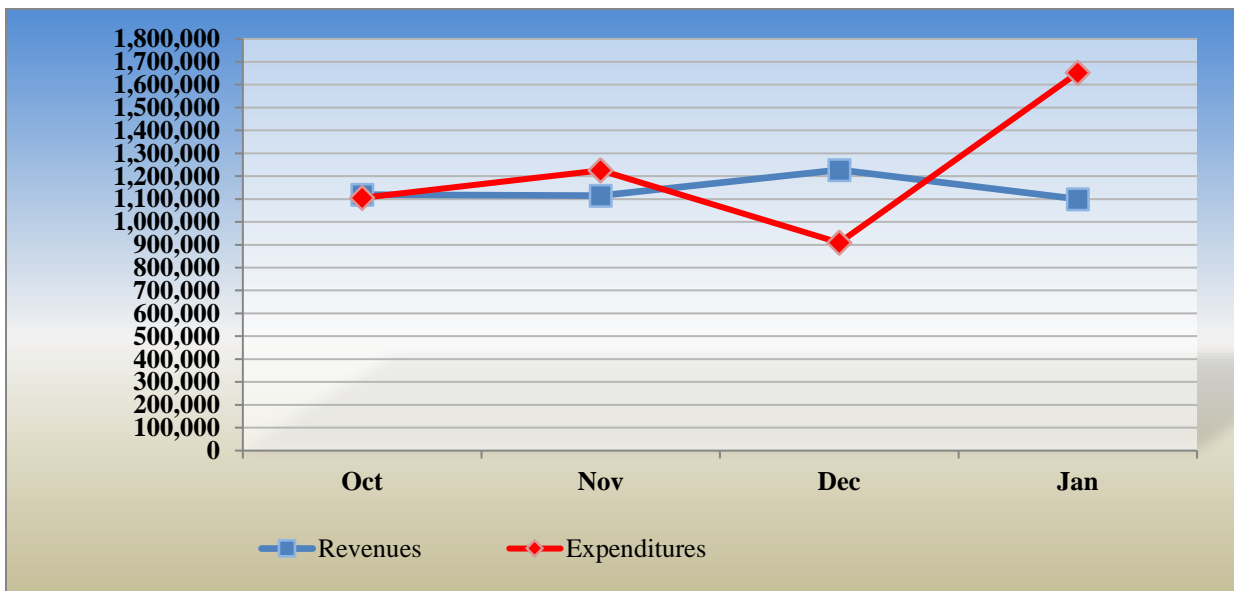
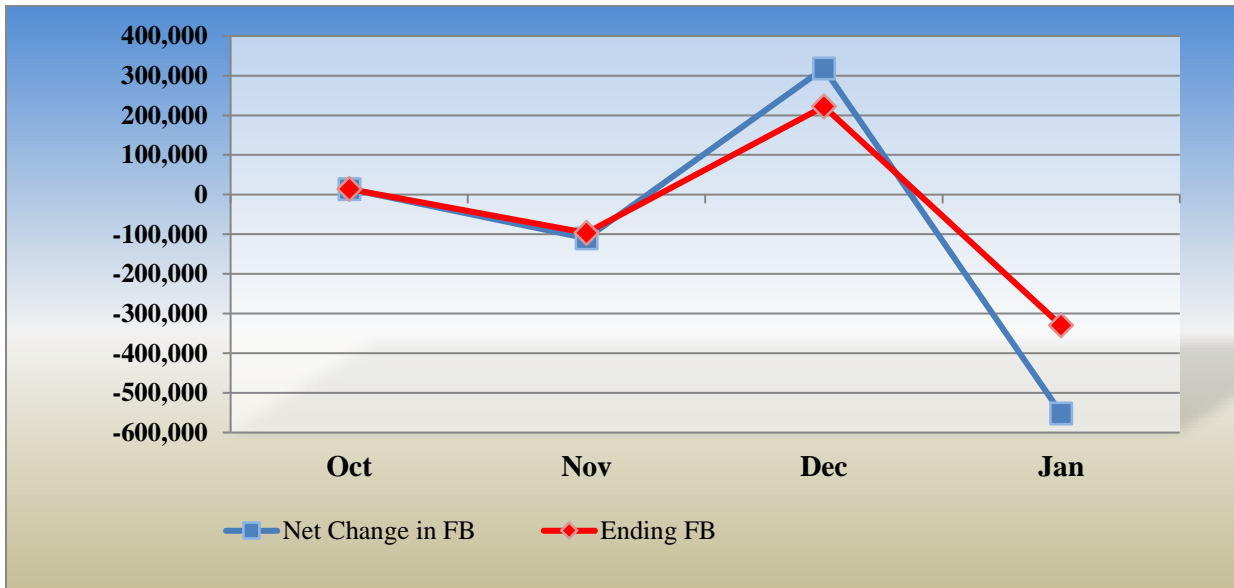
| | <u>Workers Compensatio</u> | <u>General Liability</u> | <u>Group Health</u> | <u>Total Internal Service Fund</u> |
|---|--------------------------------|------------------------------|-------------------------|--|
| Assets | | | | |
| Cash & Cash Equivalents | \$ 445,336 | \$ 1,508,606 | \$ 2,566,714 | \$ 4,520,656 |
| Investments | - | 490,798 | - | 490,798 |
| Accounts Receivable | - | - | 4,546 | 4,546 |
| Due From Other Funds | - | 45,868 | - | 45,868 |
| Total Assets | <u>\$ 445,336</u> | <u>\$ 2,045,272</u> | <u>\$ 2,571,260</u> | <u>\$ 5,061,868</u> |
| Liabilities and Net Position | | | | |
| Liabilities | | | | |
| Accounts Payable | - | \$ - | \$ 967,484 | \$ 967,484 |
| Due to Other Funds | - | - | 700,000 | 700,000 |
| Estimated Claims | - | 1,016,649 | - | 1,016,649 |
| Total Liabilities | <u>-</u> | <u>\$ 1,016,649</u> | <u>\$ 1,667,484</u> | <u>\$ 2,684,133</u> |
| Net Position | | | | |
| Unassigned | <u>445,336</u> | <u>1,028,622</u> | <u>903,777</u> | <u>2,377,735</u> |
| Total Net Position | <u>445,336</u> | <u>1,028,622</u> | <u>903,777</u> | <u>2,377,735</u> |
| Total liabilities and fund balances | <u>\$ 445,336</u> | <u>\$ 2,045,272</u> | <u>\$ 2,571,260</u> | <u>\$ 5,061,868</u> |

Nueces County, Texas
Statement of Revenue, Expenditures and Changes in Net Position
Internal Service Fund
January 31, 2020

| | <u>Workers Compensation</u> | <u>General Liability</u> | <u>Group Health</u> | <u>Total Internal Service Fund</u> |
|---------------------------------------|---------------------------------|------------------------------|--------------------------|--|
| Revenues | | | | |
| Charges for Services | \$ - | \$ 373,296 | \$ 4,001,940 | \$ 4,375,236 |
| Interest & Investment Income | 6,560 | 24,094 | 17,322 | 47,975 |
| Refunds & Reimbursements | - | - | 19,152 | 19,152 |
| Other Income | - | 10,016 | 108,018 | 118,034 |
| Total Revenues | <u>\$ 6,560</u> | <u>\$ 407,406</u> | <u>\$ 4,146,431</u> | <u>\$ 4,560,396</u> |
| Expenditures | | | | |
| Food & Kitchen Supplies | \$ - | \$ - | \$ 5,527 | \$ 5,527 |
| Professional Services | - | 21,250 | 4,371,655 | 4,392,905 |
| Other Services & Charges | 171 | 11,722 | 198,108 | 210,001 |
| Insurance Admin Costs | - | - | 281,234 | 281,234 |
| Total Expenditures | <u>\$ 171</u> | <u>\$ 32,972</u> | <u>\$ 4,857,170</u> | <u>\$ 4,889,667</u> |
| Other Financing Sources (Uses) | | | | |
| Transfers-In | \$ - | \$ - | \$ - | \$ - |
| Transfers-Out | - | - | - | - |
| Total Other Financing Sources (Uses) | <u>\$ -</u> | <u>\$ -</u> | <u>\$ -</u> | <u>\$ -</u> |
| Change in Net Position | \$ 6,389 | \$ 374,434 | \$ (710,739) | \$ (329,271) |
| Net Position Beginning 10/01/2019 | <u>438,947</u> | <u>654,188</u> | <u>1,614,516</u> | <u>2,707,652</u> |
| Net Position Ending 1/31/2020 | <u><u>\$ 445,336</u></u> | <u><u>\$ 1,028,622</u></u> | <u><u>\$ 903,777</u></u> | <u><u>\$ 2,377,735</u></u> |

Nueces County, Texas
Change in Fund Balance – Current YTD
Internal Service Fund
January 31, 2020

| Period | Oct | Nov | Dec | Jan |
|---------------|-----------|-----------|----------|-----------|
| Starting FB | - | 14,071 | (96,225) | 221,928 |
| Revenues | 1,118,610 | 1,114,443 | 909,212 | 1,651,822 |
| Transfers In | - | - | - | - |
| Expenditures | 1,104,539 | 1,224,739 | 909,212 | 1,651,822 |
| Transfers Out | - | - | - | - |
| Ending FB | 14,071 | (96,225) | 221,928 | (329,917) |



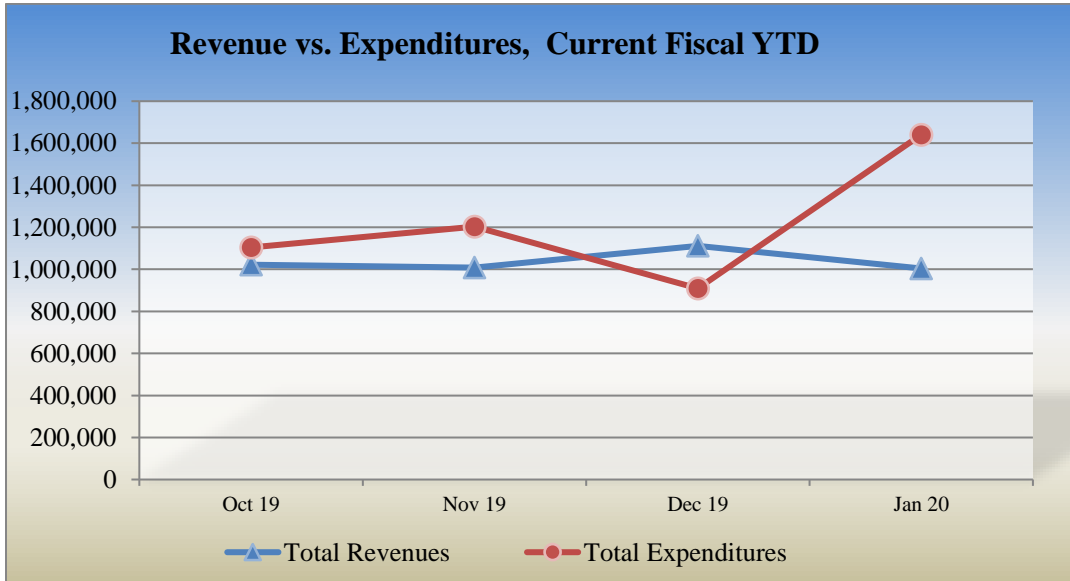
Nueces County, Texas
Comparison of Current Year to Prior Year Revenues
January 2019 vs. January 2020
Group Health

| | 2019 - 2020 Current Year-to-Date <u>Actual</u> | 2018 - 2019 Prior Year-to-Date <u>Actual</u> | Increase (Decrease) | Current to Prior Year Percent Change |
|------------------------------|---|---|------------------------|---|
| Charges for Services | \$ 4,001,940 | \$ 3,861,648 | \$ 140,292 | 4% |
| Interest & Investment Income | 17,322 | 26,919 | (9,597) | -36% |
| Other Income | 108,018 | 55,899 | 52,118 | 93% |
| Refunds & Reimbursements | 19,152 | 1,106 | 18,045 | 1631% |
| Total Revenues | <u>\$ 4,146,431</u> | <u>\$ 3,945,572</u> | <u>\$ 200,858</u> | 5% |

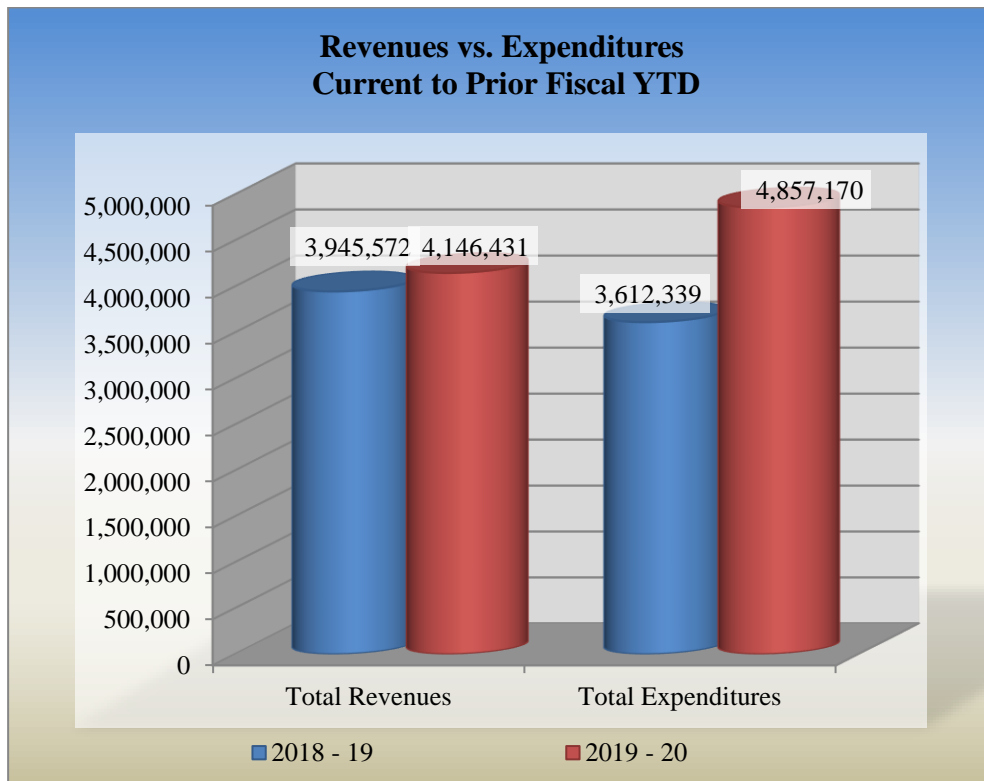
Nueces County, Texas
Comparison of Current Year to Prior Year Expenses
January 2019 vs. January 2020
Group Health

| | 2019 - 2020 Current Year-to-Date <u>Actual</u> | 2018 - 2019 Prior Year-to-Date <u>Actual</u> | Increase (Decrease) | Current to Prior Year Percent Change |
|----------------------------|---|---|------------------------|---|
| Food & Kitchen Expense | \$ 5,527 | \$ - | \$ 5,527 | 0% |
| Office Expense & Supplies | 646 | - | 646 | 0% |
| Insurance Fund Costs | 281,234 | 186,805 | 94,428 | 51% |
| Other Services and Charges | 198,108 | 175,259 | 22,849 | 13% |
| Professional Services | 4,371,655 | 3,250,274 | 1,121,380 | 35% |
| Total Expenses | <u>\$ 4,857,170</u> | <u>\$ 3,612,339</u> | <u>\$ 1,244,831</u> | 34% |
| Net Income / (Loss) | <u>\$ (710,739)</u> | <u>\$ 333,233</u> | <u>\$ (1,043,972)</u> | <u>-313%</u> |

**Nueces County, Texas
 Monthly and Year to Prior Year
 Comparison Charts
 Group Health Fund
 2019 - 2020 Individual Month Comparison**



| Fiscal Period | Oct 19 | Nov 19 | Dec 19 | Jan 20 |
|---------------|-----------|-----------|-----------|-----------|
| Revenues | 1,022,431 | 1,008,358 | 1,111,519 | 1,004,124 |
| Expenditures | 1,104,539 | 1,203,125 | 909,212 | 1,640,294 |



BUDGET STATUS
REVENUE
(Unaudited)

Nueces County, Texas
Statement of Revenues Budget to Actual
General Fund
January 31, 2020

| | Original FY 2019/20 Budget | Adjusted FY 2019/20 Budget | Year to Date Activity | Remaining Balance | Percent of Budget Collected |
|------------------------------------|----------------------------------|----------------------------------|--------------------------|----------------------|-----------------------------------|
| Taxes | | | | | |
| Current Property Taxes | \$ 79,100,843 | \$ 79,100,843 | \$ 53,668,550 | \$ 25,432,293 | 67.8% |
| Delinquent Property Taxes | 1,410,000 | 1,410,000 | 390,881 | 1,019,119 | 27.7% |
| Penalties & Interest | 715,000 | 715,000 | 76,622 | 638,378 | 10.7% |
| Other Taxes | 443,000 | 443,000 | 58,172 | 384,828 | 13.1% |
| Fees of Office | 3,974,100 | 3,974,100 | 1,341,239 | 2,632,861 | 33.7% |
| Fines and Forfeitures | 1,340,000 | 1,340,000 | 397,439 | 942,561 | 29.7% |
| Licenses and Permits | 120,000 | 120,000 | 24,953 | 95,047 | 20.8% |
| Motor Vehicle Services | 4,100,000 | 4,100,000 | 293,935 | 3,806,065 | 7.2% |
| Intergovernmental Revenue | 5,347,216 | 5,347,216 | 1,653,286 | 3,693,930 | 30.9% |
| Housing Inmates | 300,000 | 300,000 | 195,158 | 104,842 | 65.1% |
| Charges for Services | 500,000 | 500,000 | 229,410 | 270,590 | 45.9% |
| Investment Income | 850,000 | 850,000 | 530,481 | 319,519 | 62.4% |
| Rental & Commissions | 725,000 | 725,000 | 18,503 | 706,497 | 2.6% |
| Refunds & Reimbursements | 155,000 | 155,000 | 32,099 | 122,901 | 20.7% |
| Sale of Printed Materials | 12,000 | 12,000 | 591 | 11,409 | 4.9% |
| Other Income | 119,500 | 119,500 | 10,628 | 108,872 | 8.9% |
| Transfers In | 1,336,424 | 1,336,424 | - | 1,336,424 | 0.0% |
| Total General Fund Revenues | \$ 100,548,083 | \$ 100,548,083 | \$ 58,921,947 | \$ 41,626,136 | 58.6% |

Comparison of Current Year to Prior Year Revenues
General Fund
January 2019 vs January 2020

| | 2019-2020 Fiscal Year to Date Actual | 2018-2019 Prior Year to Date Actual | Increase (Decrease) | Current to Prior Year Percentage Change |
|------------------------------------|---|--|------------------------|--|
| Taxes | | | | |
| Current Property Taxes | \$ 53,668,550 | \$ 49,727,020 | \$ 3,941,530 | 7.9% |
| Delinquent Property Taxes | 390,881 | 473,595 | (82,714) | -17.5% |
| Penalties & Interest | 76,622 | 109,134 | (32,512) | -29.8% |
| Other Taxes | 58,172 | 8,790 | 49,382 | 561.8% |
| Fees of Office | 1,341,239 | 1,222,613 | 118,626 | 9.7% |
| Fines and Forfeitures | 397,439 | 418,897 | (21,458) | -5.1% |
| Licenses and Permits | 24,953 | 28,753 | (3,800) | -13.2% |
| Motor Vehicle Services | 293,935 | 295,021 | (1,086) | -0.4% |
| Intergovernmental Revenue | 1,653,286 | 1,480,811 | 172,475 | 11.6% |
| Housing Inmates | 195,158 | 26,484 | 168,674 | 636.9% |
| Charges for Services | 229,410 | 205,216 | 24,194 | 11.8% |
| Investment Income | 530,481 | 290,856 | 239,625 | 82.4% |
| Rental & Commissions | 18,503 | 19,314 | (811) | -4.2% |
| Refunds & Reimbursements | 32,099 | 32,739 | (640) | -2.0% |
| Sale of Printed Materials | 591 | 2,587 | (1,996) | -77.2% |
| Other Income | 10,628 | 30,289 | (19,660) | -64.9% |
| Total General Fund Revenues | \$ 58,921,947 | \$ 54,372,117 | \$ 4,549,830 | 8.4% |

Nueces County, Texas
Statement of Revenues Budget to Actual
Road and Bridge Fund
January 31, 2020

| | Original FY 2019 / 20 Budget | Adjusted FY 2019 / 20 Budget | Year to Date Activity | Remaining Balance | Percent of Budget Collected |
|--|------------------------------------|------------------------------------|-----------------------------|----------------------|-----------------------------------|
| Road & Bridge | | | | | |
| Taxes | | | | | |
| Current Property Taxes | \$ 1,167,368 | \$ 1,167,368 | \$ 748,797 | \$ 418,571 | 64% |
| Delinquent Property Taxes | 23,000 | 23,000 | 5,719 | 17,281 | 24.9% |
| Penalties & Interest | 11,000 | 11,000 | 1,427 | 9,573 | 13.0% |
| Other Taxes | 600 | 600 | - | 600 | 0.0% |
| Licenses and Permits | 7,000 | 7,000 | - | 7,000 | 0.0% |
| Motor Vehicle Services | 3,260,000 | 3,260,000 | 1,127,213 | 2,132,788 | 34.6% |
| Intergovernmental Revenue | 180,000 | 180,000 | 111,332 | 68,668 | 61.9% |
| Investment Income | 18,500 | 18,500 | 13,570 | 4,930 | 73.4% |
| Refunds & Reimbursements | 2,500 | 2,500 | 1,071 | 1,429 | 42.9% |
| Transfers In | 2,620,000 | 2,620,000 | - | 2,620,000 | 0.0% |
| Subtotal Road & Bridge Revenues | \$ 7,289,968 | \$ 7,289,968 | \$ 2,009,230 | \$ 5,280,738 | 27.6% |
| Engineering | | | | | |
| Transfers In | \$ 653,143 | \$ 653,143 | \$ - | \$ 653,143 | 0.0% |
| Subtotal Engineering | \$ 653,143 | \$ 653,143 | \$ - | \$ 653,143 | 0.0% |
| Road Right of Way | | | | | |
| Investment Income | \$ - | \$ - | \$ 183 | \$ (183) | 0.0% |
| Subtotal Road Right of Way | \$ - | \$ - | \$ 183 | \$ (183) | 0.0% |
| Total Road & Bridge Revenues | \$ 7,943,111 | \$ 7,943,111 | \$ 2,009,413 | \$ 5,933,698 | 25.3% |

Comparison of Current Year to Prior Year Revenues
Road and Bridge Fund
January 2019 vs January 2020

| | 2019 - 20 Fiscal Year to Date Actual | 2018 - 19 Prior Year to Date Actual | Increase (Decrease) | Current to Prior Year Percentage Change |
|---|---|--|------------------------|--|
| Road & Bridge | | | | |
| Taxes | | | | |
| Current Property Taxes | \$ 748,797 | \$ 749,638 | \$ (841) | -0.1% |
| Delinquent Property Taxes | 5,719 | 25,980 | (20,261) | -78.0% |
| Penalties & Interest | 1,427 | 6,162 | (4,735) | -76.8% |
| Other Taxes | - | - | - | 0.0% |
| Licenses and Permits | - | - | - | 0.0% |
| Motor Vehicle Services | 1,127,213 | 952,249 | 174,964 | 18.4% |
| Intergovernmental Revenue | 111,332 | 108,805 | 2,527 | 2.3% |
| Investment Income | 13,754 | 13,921 | (168) | -1.2% |
| Refunds & Reimbursements | 1,071 | 1,111 | (39) | -3.5% |
| Other Income | 101 | - | 101 | 0.0% |
| Transfers In | - | 508,333 | (508,333) | -100.0% |
| Total Road & Bridge Revenues | \$ 2,009,413 | \$ 2,366,200 | \$ (356,787) | -15.1% |

Nueces County, Texas
Statement of Revenues Budget to Actual
Inland and Coastal Parks
January 31, 2020

| | Original FY 2019 / 20 Budget | Adjusted FY 2019 / 20 Budget | Year to Date Activity | Remaining Balance | Percent of Budget Collected |
|--------------------------------------|------------------------------------|------------------------------------|---------------------------------|-----------------------------------|-----------------------------------|
| <u>Inland Parks</u> | | | | | |
| Investment Income | \$ 2,000 | \$ 2,000 | \$ 1,407 | \$ 593 | 70.3% |
| Refunds & Reimbursements | - | - | - | - | 0.0% |
| Operating Transfers-In | <u>1,625,000</u> | <u>1,625,000</u> | <u>400,000</u> | <u>1,225,000</u> | 24.6% |
| Total - Inland Parks | \$ <u>1,627,000</u> | \$ <u>1,627,000</u> | \$ <u>401,407</u> | \$ <u>1,225,593</u> | 24.7% |
| <u>Coastal Parks</u> | | | | | |
| Intergovernmental Revenues | \$ 110,000 | \$ 110,000 | \$ - | \$ 110,000 | 0.0% |
| Investment Income | 9,000 | 9,000 | 19,978 | (10,978) | 222.0% |
| Rentals & Commissions | 730,000 | 730,000 | 37,011 | 692,989 | 5.1% |
| Padre Balli Park | - | - | 144,176 | (144,176) | 0.0% |
| I.B. Magee Park | 35,000 | 35,000 | 24,278 | 10,722 | 69.4% |
| Refunds & Reimbursements | 500 | 500 | 21 | 480 | 4.1% |
| Padre Balli-Commodity Sales | 6,250 | 6,250 | 94 | 6,156 | 1.5% |
| Other Income | 500 | 500 | (62) | 562 | -12.4% |
| Operating Transfers-In | <u>900,000</u> | <u>900,000</u> | <u>175,000</u> | <u>725,000</u> | 19.4% |
| Subtotal - Coastal Parks | \$ <u>2,066,250</u> | \$ <u>2,066,250</u> | \$ <u>400,495</u> | \$ <u>1,665,755</u> | 19.4% |
| <u>Beach Improvements</u> | | | | | |
| Rentals & Commissions | \$ 135,000 | \$ 135,000 | \$ - | \$ 135,000 | 0.0% |
| Padre Balli Park | - | - | - | - | 0.0% |
| I.B. McGee Park | - | - | - | - | 0.0% |
| Subtotal - Beach Improvements | \$ <u>135,000</u> | \$ <u>135,000</u> | \$ <u>-</u> | \$ <u>135,000</u> | 0.0% |
| <u>Pier Fund</u> | | | | | |
| Rentals & Commissions | \$ 10,000 | \$ 10,000 | \$ 1,989 | \$ 8,011 | 19.9% |
| Padre Balli Park | 320,000 | 320,000 | 65,775 | 254,225 | 20.6% |
| Refunds & Reimbursements | 7,500 | 7,500 | - | 7,500 | 0.0% |
| Padre Balli - Commodity Sales | 32,000 | 32,000 | 3,566 | 28,434 | 11.1% |
| Other Income | <u>-</u> | <u>-</u> | <u>58</u> | <u>(58)</u> | 0.0% |
| Subtotal - Pier Fund | \$ <u>369,500</u> | \$ <u>369,500</u> | \$ <u>71,388</u> | \$ <u>298,112</u> | 19.3% |
| Total Coastal Parks | \$ <u><u>2,570,750</u></u> | \$ <u><u>2,570,750</u></u> | \$ <u><u>471,883</u></u> | \$ <u><u>2,098,867</u></u> | 18% |

Nueces County, Texas
Comparison of Current Year to Prior Year Revenues
Inland and Coastal Parks
January 2019 vs January 2020

| | 2019 - 20 Fiscal Year to Date Actual | 2018 - 19 Prior Year to Date Actual | Increase (Decrease) | Current to Prior Year Percentage Change |
|--------------------------------------|---|--|------------------------|--|
| <u>Inland Parks</u> | | | | |
| Investment Income | \$ 1,407 | \$ 1,761 | \$ (355) | -20% |
| Operating Transfers-In | 400,000 | 821,108 | (421,108) | -51% |
| Refunds & Reimbursements | - | 527 | (527) | -100% |
| Total - Inland Parks | \$ 401,407 | \$ 823,396 | \$ (421,990) | -51% |
| <u>Coastal Parks</u> | | | | |
| Investment Income | \$ 19,978 | \$ 8,428 | \$ 11,550 | 137% |
| Rentals & Commissions | 37,011 | 36,201 | 810 | 2% |
| Padre Balli Park | 144,176 | 95,465 | 48,711 | 51% |
| I.B. Magee Park | 24,278 | 16,150 | 8,128 | 50% |
| Refunds & Reimbursements | 21 | 75 | (55) | -73% |
| Padre Balli-Commodity Sales | 94 | 102 | (8) | -8% |
| Sale of Assets | - | - | - | 0% |
| Operating Transfers-In | 175,000 | 500,000 | (325,000) | -65% |
| Subtotal - Coastal Parks | \$ 400,495 | \$ 656,395 | \$ (255,900) | -39% |
| <u>Beach Improvements</u> | | | | |
| Rentals & Commissions | \$ - | \$ - | \$ - | 0% |
| Padre Balli Park | - | 31,979 | (31,979) | -100% |
| I.B. McGee Park | - | 12,205 | (12,205) | -100% |
| Subtotal - Beach Improvements | \$ - | \$ 44,184 | \$ (44,184) | -100% |
| <u>Pier Fund</u> | | | | |
| Rentals & Commissions | \$ 1,989 | \$ 1,383 | \$ 606 | 44% |
| Padre Balli Park | 65,775 | 62,815 | 2,960 | 5% |
| Padre Balli - Commodity Sales | 3,566 | 3,537 | 28 | 1% |
| Other Income | 58 | 26 | 32 | 123% |
| Subtotal - Pier Fund | \$ 71,388 | \$ 67,761 | \$ 3,627 | 5% |
| Total Coastal Parks | \$ 471,883 | \$ 768,341 | \$ (296,458) | -39% |

Nueces County, Texas
Statement of Revenues Budget to Actual
Airport Fund
January 31, 2020

| | Original FY 2019 / 20 Budget | Adjusted FY 2019 / 20 Budget | Year to Date Activity | Remaining Balance | Percent of Budget Collected |
|------------------------------|------------------------------------|------------------------------------|--------------------------|----------------------|-----------------------------------|
| 4610 Investment Income | \$ 1,500 | \$ 1,500 | \$ 1,156 | \$ 344 | 77% |
| 4711 Rent Hangar 1 | 1,860 | 1,860 | 900 | 960 | 48% |
| 4712 Rent Hangar 2 | 1,860 | 1,860 | 900 | 960 | 48% |
| 4713 Rent Hangar 3 | 1,860 | 1,860 | 720 | 1,140 | 39% |
| 4714 Rent Hangar 4 | 1,860 | 1,860 | 1,080 | 780 | 58% |
| 4715 Rent Hangar 5 | 1,860 | 1,860 | 1,440 | 420 | 77% |
| 4716 Rent Hangar 6 | 1,860 | 1,860 | 900 | 960 | 48% |
| 4717 Rent Hangar 7 | 1,860 | 1,860 | 900 | 960 | 48% |
| 4718 Rent Hangar 8 | 1,860 | 1,860 | 819 | 1,041 | 44% |
| 4719 Rent Hangar 9 | 1,860 | 1,860 | 900 | 960 | 48% |
| 4720 Rent Hangar 10 | 1,860 | 1,860 | 900 | 960 | 48% |
| 4700 Rent Hangar 11 | 2,700 | 2,700 | 500 | 2,200 | 19% |
| 4701 Rent Hangar 12 | 2,700 | 2,700 | 1,250 | 1,450 | 46% |
| 4704 Rent Hangar 13 | 2,700 | 2,700 | 3,000 | (300) | 111% |
| 4723 Rent Hangar 14 | 2,700 | 2,700 | 1,250 | 1,450 | 46% |
| 4724 Rent Hangar 15 | 2,700 | 2,700 | 750 | 1,950 | 28% |
| 4731 Rent Hangar 16 | 2,700 | 2,700 | 1,250 | 1,450 | 46% |
| 4732 Rent Hangar 17 | 2,700 | 2,700 | 1,250 | 1,450 | 46% |
| 4733 Rent Hangar 18 | 2,700 | 2,700 | 1,250 | 1,450 | 46% |
| 4734 Rent Hangar 19 | 2,700 | 2,700 | 750 | 1,950 | 28% |
| 4735 Rent Hangar 20 | 2,700 | 2,700 | 3,000 | (300) | 111% |
| 4726 Rent Hangar Space H2 | - | - | 4,525 | (4,525) | 0% |
| 4726 Rent Hangar M1 (vacant) | 1,140 | 1,140 | - | 1,140 | 0% |
| 4727 Rent Hangar M2 (vacant) | 1,140 | 1,140 | - | 1,140 | 0% |
| 4728 Rent Hangar Space M3 | 11,340 | 11,340 | 4,555 | 6,785 | 40% |
| 4729 Rent Hangar Space M4 | 1,140 | 1,140 | 480 | 660 | 42% |
| 4730 Rent Hangar Space M5 | 1,140 | 1,140 | 600 | 540 | 53% |
| 4736 Rent - Williams Hangar | 13,500 | 13,500 | 4,125 | 9,375 | 31% |
| 4709 Farm Land Rent | 13,950 | 13,950 | 37,114 | (23,164) | 266% |
| 4710 Private Hangars (3) | 3,167 | 3,167 | - | 3,167 | 0% |
| Other Service charges | 300 | 300 | - | 300 | 0% |
| Commodity Sales | 7,410 | 7,410 | 3,682 | 3,728 | 50% |
| Transfers In | 76,080 | 76,080 | 19,020 | 57,060 | 25% |
| Overage (Shortage) | - | - | 252 | (252) | 0% |
| Total Airport | \$ 177,407 | \$ 177,407 | \$ 99,272 | \$ 78,135 | 56% |

Commodity Sales Detail

| | |
|--|-----------------|
| 4815 Aviation Fuel Sales - Cash | \$ - |
| 4739 Aviation Fuel Sales - Credit Card | 22,484 |
| 4816 Cost of Sales | (17,158) |
| 4831 Credit Card Sales Charges | (1,643) |
| Total Commodity Sales | \$ 3,682 |

BUDGET STATUS
EXPENDITURES
(Unaudited)

Nueces County, Texas
Statement of Expenditures Budget to Actual
General Fund
January 31, 2020

| | Original FY 2019 / 20 Budget | Adjusted FY 2019 / 20 Budget | Year to Date Activity | Available Balance | Percent of Budget Available |
|--|------------------------------------|------------------------------------|--------------------------|----------------------|-----------------------------------|
| General Government | | | | | |
| 1010 County Commissioner Prec 1 | | | | | |
| Salaries | \$ 120,699 | \$ 120,699 | \$ 38,641 | \$ 82,058 | 68.0% |
| Employee Benefits | 35,695 | 35,695 | 11,462 | 24,233 | 67.9% |
| Other Personnel Expense | 9,540 | 9,540 | 3,115 | 6,425 | 67.3% |
| Office Expense & Supplies | 1,750 | 1,750 | 276 | 1,474 | 84.2% |
| Telephone & Utilities | 650 | 650 | 237 | 413 | 63.6% |
| Maintenance & Repair | 150 | 150 | - | 150 | 100.0% |
| Professional Services | 2,700 | 2,700 | - | 2,700 | 100.0% |
| Other Services & Charges | 335 | 335 | 60 | 275 | 82.1% |
| Travel | 1,121 | 1,121 | - | 1,121 | 100.0% |
| Total | <u>\$ 172,640</u> | <u>\$ 172,640</u> | <u>\$ 53,792</u> | <u>\$ 118,848</u> | 68.8% |
| 1020 County Commissioner Prec 2 | | | | | |
| Salaries | \$ 130,215 | \$ 130,215 | \$ 42,134 | \$ 88,081 | 67.6% |
| Other Salary & Supplements | 1,140 | 1,140 | 351 | 789 | 69.2% |
| Employee Benefits | 38,067 | 38,067 | 12,260 | 25,807 | 67.8% |
| Other Personnel Expense | 9,540 | 9,540 | 3,115 | 6,425 | 67.3% |
| Office Expense & Supplies | 2,250 | 2,250 | 1,156 | 1,094 | 48.6% |
| Telephone & Utilities | 550 | 550 | 237 | 313 | 57.0% |
| Maintenance & Repair | - | - | - | - | 0.0% |
| Professional Services | 1,200 | 1,200 | 425 | 775 | 64.6% |
| Other Services & Charges | 355 | 355 | 120 | 235 | 66.2% |
| Travel | 2,768 | 2,768 | 2,319 | 449 | 16.2% |
| Total | <u>\$ 186,085</u> | <u>\$ 186,085</u> | <u>\$ 62,118</u> | <u>\$ 123,967</u> | 66.6% |
| 1030 County Commissioner Prec 3 | | | | | |
| Salaries | \$ 126,232 | \$ 126,232 | \$ 40,292 | \$ 85,940 | 68.1% |
| Other Salary & Supplements | 1,800 | 1,800 | 554 | 1,246 | 69.2% |
| Employee Benefits | 49,387 | 49,387 | 17,039 | 32,348 | 65.5% |
| Other Personnel Expense | 9,540 | 9,540 | 3,115 | 6,425 | 67.3% |
| Office Expense & Supplies | 2,051 | 2,051 | 602 | 1,449 | 70.6% |
| Telephone & Utilities | 550 | 550 | 79 | 471 | 85.7% |
| Maintenance & Repair | 300 | 300 | - | 300 | 100.0% |
| Professional Services | 1,400 | 1,400 | - | 1,400 | 100.0% |
| Other Services & Charges | 300 | 300 | - | 300 | 100.0% |
| Other Expenses | - | - | - | - | 0.0% |
| Travel | 3,100 | 3,100 | - | 3,100 | 100.0% |
| Total | <u>\$ 194,660</u> | <u>\$ 194,660</u> | <u>\$ 61,682</u> | <u>\$ 132,978</u> | 68.3% |

| | Original FY 2019 / 20 Budget | Adjusted FY 2019 / 20 Budget | Year to Date Activity | Available Balance | Percent of Budget Available |
|--|------------------------------------|------------------------------------|--------------------------|----------------------|-----------------------------------|
| 1040 County Commissioner Prec 4 | | | | | |
| Salaries | \$ 122,666 | \$ 122,666 | \$ 39,811 | \$ 82,855 | 67.5% |
| Employee Benefits | 28,328 | 28,328 | 8,794 | 19,534 | 69.0% |
| Other Personnel Expense | 9,540 | 9,540 | 3,115 | 6,425 | 67.3% |
| Office Expense & Supplies | 1,268 | 1,268 | 61 | 1,207 | 95.2% |
| Telephone & Utilities | 550 | 550 | 79 | 471 | 85.7% |
| Maintenance & Repair | 150 | 150 | - | 150 | 100.0% |
| Professional Services | 700 | 700 | - | 700 | 100.0% |
| Other Services & Charges | 355 | 355 | 120 | 235 | 66.2% |
| Travel | 2,100 | 2,100 | - | 2,100 | 100.0% |
| Total | \$ 165,657 | \$ 165,657 | \$ 51,980 | \$ 113,677 | 68.6% |
| 1120 County Judge | | | | | |
| Salaries | \$ 223,931 | \$ 223,931 | \$ 70,397 | \$ 153,534 | 68.6% |
| Salaries Overtime | - | - | - | - | 0.0% |
| Other Salary & Supplements | 15,000 | 15,000 | 5,000 | 10,000 | 66.7% |
| Employee Benefits | 66,155 | 66,155 | 21,219 | 44,937 | 67.9% |
| Other Personnel Expense | 9,540 | 9,540 | 3,115 | 6,425 | 67.3% |
| Office Expense & Supplies | 2,675 | 2,675 | 2,254 | 421 | 15.7% |
| Telephone & Utilities | 2,000 | 2,000 | 394 | 1,606 | 80.3% |
| Maintenance & Repair | 177 | 177 | 29 | 148 | 83.7% |
| Professional Services | 1,500 | 1,500 | - | 1,500 | 100.0% |
| Other Services & Charges | 855 | 855 | 120 | 735 | 86.0% |
| Travel | 3,850 | 3,850 | 940 | 2,910 | 75.6% |
| Total | \$ 325,683 | \$ 325,683 | \$ 103,469 | \$ 222,214 | 68.2% |
| 1121 CCMGT Support | | | | | |
| Salaries | \$ 342,701 | \$ 342,701 | \$ 75,718 | \$ 266,983 | 77.9% |
| Other Salary & Supplements | 2,940 | 2,940 | 905 | 2,035 | 69.2% |
| Employee Benefits | 109,247 | 109,247 | 28,051 | 81,196 | 74.3% |
| Other Personnel Expense | 4,320 | 4,320 | 665 | 3,655 | 84.6% |
| Office Expense & Supplies | 2,200 | 2,200 | 1,474 | 726 | 33.0% |
| Telephone & Utilities | 1,300 | 1,300 | 237 | 1,063 | 81.8% |
| Professional Services | 2,001 | 2,001 | 704 | 1,297 | 64.8% |
| Other Services & Charges | 540 | 540 | 48 | 492 | 91.1% |
| Other Expenses | 6,256 | 6,256 | 1,522 | 4,734 | 75.7% |
| Travel | 2,997 | 2,997 | - | 2,997 | 100.0% |
| Total | \$ 474,502 | \$ 474,502 | \$ 109,324 | \$ 365,178 | 77.0% |

| | Original FY 2019 / 20 Budget | Adjusted FY 2019 / 20 Budget | Year to Date Activity | Available Balance | Percent of Budget Available |
|-----------------------------------|------------------------------------|------------------------------------|--------------------------|----------------------|-----------------------------------|
| 1122 Grants Administration | | | | | |
| Salaries | \$ 131,726 | \$ 131,726 | \$ 39,628 | \$ 92,098 | 69.9% |
| Salaries Overtime | - | - | - | - | 0.0% |
| Other Salary & Supplements | 1,140 | 1,140 | 351 | 789 | 69.2% |
| Employee Benefits | 58,066 | 58,066 | 19,052 | 39,014 | 67.2% |
| Other Personnel Expense | 6,480 | 6,480 | 1,994 | 4,486 | 69.2% |
| Office Expense & Supplies | 3,155 | 3,155 | 1,692 | 1,463 | 46.4% |
| Telephone & Utilities | 1,300 | 1,300 | 158 | 1,142 | 87.9% |
| Maintenance & Repair | 220 | 220 | - | 220 | 100.0% |
| Professional Services | 4,971 | 4,971 | 1,098 | 3,873 | 77.9% |
| Other Services & Charges | 2,000 | 2,000 | 514 | 1,486 | 74.3% |
| Other Expenses | 2,404 | 2,404 | 614 | 1,790 | 74.5% |
| Travel | 2,200 | 2,200 | 2,227 | (27) | -1.2% |
| Total | \$ 213,662 | \$ 213,662 | \$ 67,328 | \$ 146,334 | 68.5% |
| 1125 Risk Management | | | | | |
| Salaries | \$ 115,940 | \$ 117,649 | \$ 33,164 | \$ 84,485 | 71.8% |
| Employee Benefits | 39,032 | 34,626 | 9,380 | 25,246 | 72.9% |
| Other Personnel Expense | 5,760 | 5,760 | 1,772 | 3,988 | 69.2% |
| Office Expense & Supplies | 10,050 | 10,050 | 1,001 | 9,049 | 90.0% |
| Telephone & Utilities | 1,800 | 1,800 | 315 | 1,485 | 82.5% |
| Maintenance & Repair | 200 | 98 | - | 98 | 100.0% |
| Professional Services | 15,560 | 21,127 | 21,369 | (242) | -1.1% |
| Other Services & Charges | 1,800 | 1,800 | 425 | 1,375 | 76.4% |
| Other Expenses | 1,805 | 1,805 | 676 | 1,130 | 62.6% |
| Travel | 3,000 | 3,000 | 664 | 2,336 | 77.9% |
| Total | \$ 194,947 | \$ 198,447 | \$ 68,957 | \$ 129,490 | 65.3% |

| | Original FY 2019 / 20 Budget | Adjusted FY 2019 / 20 Budget | Year to Date Activity | Available Balance | Percent of Budget Available |
|-----------------------------|------------------------------------|------------------------------------|--------------------------|----------------------|-----------------------------------|
| 1130 County Attorney | | | | | |
| Salaries | \$ 1,114,074 | \$ 1,114,074 | \$ 335,788 | \$ 778,286 | 69.9% |
| Salaries Overtime | - | - | - | - | 0.0% |
| Other Salary & Supplements | 32,323 | 32,323 | 9,096 | 23,227 | 71.9% |
| Employee Benefits | 403,373 | 403,373 | 131,721 | 271,652 | 67.3% |
| Other Personnel Expense | 25,500 | 25,500 | 7,614 | 17,886 | 70.1% |
| Office Expense & Supplies | 27,500 | 27,500 | 4,278 | 23,222 | 84.4% |
| Telephone & Utilities | 2,000 | 2,000 | 394 | 1,606 | 80.3% |
| Maintenance & Repair | 800 | 800 | - | 800 | 100.0% |
| Professional Services | 24,795 | 26,433 | 4,457 | 21,976 | 83.1% |
| Other Services & Charges | 4,300 | 4,300 | 658 | 3,643 | 84.7% |
| Other Expenses | 10,193 | 10,193 | 2,537 | 7,656 | 75.1% |
| Travel | 3,600 | 3,600 | 339 | 3,261 | 90.6% |
| Total | \$ 1,648,458 | \$ 1,650,096 | \$ 496,882 | \$ 1,153,214 | 69.9% |
| 1160 County Clerk | | | | | |
| Salaries | \$ 525,661 | \$ 525,661 | \$ 145,500 | \$ 380,161 | 72.3% |
| Salaries Overtime | 3,000 | 3,000 | - | 3,000 | 100.0% |
| Other Salary & Supplements | 6,360 | 6,360 | 3,011 | 3,349 | 52.7% |
| Employee Benefits | 209,651 | 209,651 | 69,493 | 140,158 | 66.9% |
| Other Personnel Expense | 8,604 | 8,604 | 2,672 | 5,932 | 68.9% |
| Office Expense & Supplies | 22,402 | 22,402 | 2,461 | 19,941 | 89.0% |
| Telephone & Utilities | 2,050 | 2,050 | 394 | 1,656 | 80.8% |
| Maintenance & Repair | 750 | 750 | - | 750 | 100.0% |
| Professional Services | 2,700 | 2,700 | 1,000 | 1,700 | 63.0% |
| Other Services & Charges | 7,913 | 7,913 | 2,080 | 5,834 | 73.7% |
| Other Expenses | 12,996 | 12,996 | 3,133 | 9,863 | 75.9% |
| Travel | 4,000 | 4,000 | 1,079 | 2,921 | 73.0% |
| Total | \$ 806,087 | \$ 806,087 | \$ 230,823 | \$ 575,264 | 71.4% |

| | Original FY 2019 / 20 Budget | Adjusted FY 2019 / 20 Budget | Year to Date Activity | Available Balance | Percent of Budget Available |
|--------------------------------------|------------------------------------|------------------------------------|--------------------------|----------------------|-----------------------------------|
| 1170 County Clerk Treasury | | | | | |
| Salaries | \$ 198,453 | \$ 198,453 | \$ 53,867 | \$ 144,586 | 72.9% |
| Salaries Overtime | 6,000 | 6,000 | 31 | 5,969 | 99.5% |
| Other Salary & Supplements | 2,040 | 2,040 | 628 | 1,412 | 69.2% |
| Employee Benefits | 92,080 | 92,080 | 29,210 | 62,870 | 68.3% |
| Other Personnel Expense | 1,080 | 1,080 | 332 | 748 | 69.2% |
| Office Expense & Supplies | 25,926 | 25,926 | 1,165 | 24,761 | 95.5% |
| Telephone & Utilities | 600 | 600 | 79 | 521 | 86.9% |
| Maintenance & Repair | 2,750 | 2,750 | 1,870 | 880 | 32.0% |
| Professional Services | 1,400 | 1,400 | - | 1,400 | 100.0% |
| Other Services & Charges | 37,430 | 37,430 | 5,727 | 31,703 | 84.7% |
| Other Expenses | 3,860 | 3,860 | 973 | 2,887 | 74.8% |
| Travel | 1,800 | 1,800 | - | 1,800 | 100.0% |
| Total | \$ 373,419 | \$ 373,419 | \$ 93,881 | \$ 279,538 | 74.9% |
| 1180 County Clerk Collections | | | | | |
| Salaries | \$ 197,059 | \$ 197,059 | \$ 46,705 | \$ 150,354 | 76.3% |
| Salaries Overtime | 6,000 | 6,000 | 454 | 5,546 | 92.4% |
| Other Salary & Supplements | 1,200 | 1,200 | 369 | 831 | 69.2% |
| Employee Benefits | 92,096 | 92,096 | 24,092 | 68,004 | 73.8% |
| Office Expense & Supplies | 11,200 | 11,200 | 827 | 10,373 | 92.6% |
| Maintenance & Repair | 5,000 | 5,000 | 698 | 4,302 | 86.0% |
| Professional Services | 16,464 | 16,464 | 4,645 | 11,819 | 71.8% |
| Other Services & Charges | 706 | 706 | 108 | 599 | 84.8% |
| Other Expenses | 3,960 | 3,960 | 973 | 2,987 | 75.4% |
| Travel | 1,000 | 1,000 | - | 1,000 | 100.0% |
| Total | \$ 334,685 | \$ 334,685 | \$ 78,872 | \$ 255,813 | 76.4% |

| | Original FY 2019 / 20 Budget | Adjusted FY 2019 / 20 Budget | Year to Date Activity | Available Balance | Percent of Budget Available |
|--------------------------------------|------------------------------------|------------------------------------|--------------------------|----------------------|-----------------------------------|
| 1190 County Clerk Elections | | | | | |
| Salaries | \$ 181,834 | \$ 181,834 | \$ 51,696 | \$ 130,138 | 71.6% |
| Salaries Overtime | 14,000 | 14,000 | 3,318 | 10,682 | 76.3% |
| Other Salary & Supplements | 5,662 | 5,662 | 1,517 | 4,145 | 73.2% |
| Employee Benefits | 76,226 | 76,226 | 25,098 | 51,128 | 67.1% |
| Other Personnel Expense | 3,504 | 3,504 | 155 | 3,349 | 95.6% |
| Office Expense & Supplies | 28,603 | 28,603 | 1,728 | 26,875 | 94.0% |
| Food & Kitchen Expenses | 750 | 750 | 298 | 452 | 60.3% |
| Telephone & Utilities | 35,175 | 35,175 | 405 | 34,770 | 98.8% |
| Maintenance & Repair | 25,000 | 25,000 | 4,148 | 20,852 | 83.4% |
| Professional Services | 227,683 | 227,683 | - | 227,683 | 100.0% |
| Other Services & Charges | 312,316 | 312,316 | 8,966 | 303,350 | 97.1% |
| Other Expenses | 100 | 100 | 232 | (132) | -131.7% |
| Travel | 5,000 | 5,000 | - | 5,000 | 100.0% |
| Capital Outlay | 17,500 | 17,500 | - | 17,500 | 100.0% |
| Total | \$ 933,353 | \$ 933,353 | \$ 97,561 | \$ 835,792 | 89.5% |
| 1200 Tax Assessor - Collector | | | | | |
| Salaries | \$ 2,252,531 | \$ 2,252,531 | \$ 642,731 | \$ 1,609,800 | 71.5% |
| Salaries Overtime | 2,500 | 2,500 | 67 | 2,433 | 97.3% |
| Other Salary & Supplements | 57,180 | 57,180 | 27,146 | 30,034 | 52.5% |
| Employee Benefits | 1,001,691 | 1,001,691 | 336,487 | 665,204 | 66.4% |
| Other Personnel Expense | 11,340 | 11,340 | 3,669 | 7,671 | 67.6% |
| Office Expense & Supplies | 202,115 | 202,115 | 59,585 | 142,530 | 70.5% |
| Telephone & Utilities | 650 | 650 | 158 | 492 | 75.7% |
| Maintenance & Repair | 4,500 | 4,500 | 890 | 3,610 | 80.2% |
| Professional Services | 26,177 | 26,177 | 18,512 | 7,665 | 29.3% |
| Other Services & Charges | 30,700 | 30,700 | 13,366 | 17,334 | 56.5% |
| Other Expenses | 22,032 | 22,032 | 4,368 | 17,664 | 80.2% |
| Travel | 19,011 | 19,011 | 4,147 | 14,864 | 78.2% |
| Total | \$ 3,630,427 | \$ 3,630,427 | \$ 1,111,126 | \$ 2,519,301 | 69.4% |

| | Original FY 2019 / 20 Budget | Adjusted FY 2019 / 20 Budget | Year to Date Activity | Available Balance | Percent of Budget Available |
|------------------------------------|------------------------------------|------------------------------------|--------------------------|----------------------|-----------------------------------|
| 1240 Information Technology | | | | | |
| Salaries | \$ 1,241,916 | \$ 1,241,916 | \$ 360,590 | \$ 881,326 | 71.0% |
| Salaries Overtime | 500 | 1,500 | 962 | 538 | 35.8% |
| Other Salary & Supplements | 12,240 | 12,240 | 1,920 | 10,320 | 84.3% |
| Employee Benefits | 446,296 | 446,296 | 142,728 | 303,568 | 68.0% |
| Other Personnel Expense | 2,160 | 2,160 | 665 | 1,495 | 69.2% |
| Office Expense & Supplies | 18,050 | 17,050 | 1,664 | 15,386 | 90.2% |
| Telephone & Utilities | 548,909 | 548,909 | 39,650 | 509,259 | 92.8% |
| Maintenance & Repair | 402,000 | 402,000 | 33,772 | 368,228 | 91.6% |
| Professional Services | 819,000 | 819,000 | 425,222 | 393,778 | 48.1% |
| Other Services & Charges | 812 | 812 | 204 | 608 | 74.9% |
| Travel | 6,000 | 6,000 | 1,065 | 4,935 | 82.2% |
| Total | \$ 3,497,883 | \$ 3,497,883 | \$ 1,008,443 | \$ 2,489,440 | 71.2% |
| 1245 Human Resources | | | | | |
| Salaries | \$ 309,629 | \$ 309,629 | \$ 84,364 | \$ 225,265 | 72.8% |
| Other Salary & Supplements | 2,940 | 2,940 | 1,089 | 1,851 | 62.9% |
| Employee Benefits | 109,484 | 109,484 | 33,079 | 76,405 | 69.8% |
| Other Personnel Expense | 2,880 | 2,880 | 886 | 1,994 | 69.2% |
| Office Expense & Supplies | 2,800 | 2,800 | 1,372 | 1,428 | 51.0% |
| Telephone & Utilities | 650 | 650 | 158 | 492 | 75.7% |
| Professional Services | 45,200 | 45,200 | 250 | 44,950 | 99.4% |
| Other Expenses | 4,195 | 4,195 | 1,046 | 3,149 | 75.1% |
| Travel | 2,000 | 2,000 | 957 | 1,043 | 52.2% |
| Total | \$ 479,778 | \$ 479,778 | \$ 123,390 | \$ 356,388 | 74.3% |

| | Original FY 2019 / 20 Budget | Adjusted FY 2019 / 20 Budget | Year to Date Activity | Available Balance | Percent of Budget Available |
|-------------------------------|------------------------------------|------------------------------------|--------------------------|----------------------|-----------------------------------|
| 1250 County Auditor | | | | | |
| Salaries | \$ 1,205,734 | \$ 1,205,734 | \$ 333,056 | \$ 872,678 | 72.4% |
| Salaries Overtime | 5,000 | 7,000 | 5,280 | 1,720 | 24.6% |
| Other Salary & Supplements | 15,320 | 15,320 | 2,791 | 12,529 | 81.8% |
| Employee Benefits | 497,965 | 495,965 | 160,064 | 335,901 | 67.7% |
| Other Personnel Expense | 2,160 | 2,160 | 665 | 1,495 | 69.2% |
| Office Expense & Supplies | 22,000 | 22,000 | 5,108 | 16,892 | 76.8% |
| Telephone & Utilities | 6,000 | 6,000 | 985 | 5,015 | 83.6% |
| Maintenance & Repair | 750 | 750 | - | 750 | 100.0% |
| Professional Services | 384,000 | 384,000 | 176,340 | 207,660 | 54.1% |
| Other Services & Charges | 7,685 | 7,685 | 1,385 | 6,300 | 82.0% |
| Other Expenses | 16,520 | 16,520 | 3,730 | 12,790 | 77.4% |
| Travel | 15,000 | 15,000 | 4,491 | 10,509 | 70.1% |
| Total | \$ 2,178,134 | \$ 2,178,134 | \$ 693,894 | \$ 1,484,240 | 68.1% |
| 1270 County Purchasing | | | | | |
| Salaries | \$ 407,118 | \$ 407,118 | \$ 114,491 | \$ 292,627 | 71.9% |
| Salaries Overtime | 1,000 | 1,000 | - | 1,000 | 100.0% |
| Other Salary & Supplements | 3,540 | 3,540 | 646 | 2,894 | 81.7% |
| Employee Benefits | 172,989 | 172,989 | 53,951 | 119,038 | 68.8% |
| Other Personnel Expense | 2,880 | 2,880 | 886 | 1,994 | 69.2% |
| Office Expense & Supplies | 12,425 | 12,425 | 8,073 | 4,352 | 35.0% |
| Food & Kitchen Expenses | 300 | 300 | - | 300 | 100.0% |
| Telephone & Utilities | 3,635 | 3,635 | 670 | 2,965 | 81.6% |
| Maintenance & Repair | 6,050 | 6,050 | 389 | 5,661 | 93.6% |
| Professional Services | 1,500 | 1,500 | - | 1,500 | 100.0% |
| Other Services & Charges | 15,399 | 15,399 | 3,511 | 11,888 | 77.2% |
| Other Expenses | 10,821 | 10,821 | 1,332 | 9,489 | 87.7% |
| Travel | 1,500 | 1,500 | - | 1,500 | 100.0% |
| Total | \$ 639,157 | \$ 639,157 | \$ 183,949 | \$ 455,208 | 71.2% |

| | Original FY 2019 / 20 Budget | Adjusted FY 2019 / 20 Budget | Year to Date Activity | Available Balance | Percent of Budget Available |
|------------------------------------|------------------------------------|------------------------------------|--------------------------|----------------------|-----------------------------------|
| 1275 Veterans' Service | | | | | |
| Salaries | \$ 80,995 | \$ 80,995 | \$ 25,242 | \$ 55,753 | 68.8% |
| Salaries Overtime | - | - | 264 | (264) | 0.0% |
| Employee Benefits | 34,007 | 34,007 | 8,799 | 25,208 | 74.1% |
| Other Personnel Expense | 2,520 | 2,520 | 775 | 1,745 | 69.2% |
| Office Expense & Supplies | 3,150 | 3,150 | 318 | 2,832 | 89.9% |
| Maintenance & Repair | 200 | 200 | - | 200 | 100.0% |
| Other Services & Charges | 20,372 | 20,372 | 6,757 | 13,615 | 66.8% |
| Other Expenses | 2,454 | 2,454 | 443 | 2,011 | 82.0% |
| Travel | 2,000 | 2,000 | 614 | 1,386 | 69.3% |
| Total | \$ 146,328 | \$ 146,328 | \$ 43,292 | \$ 103,036 | 70.4% |
| 1280 Employees' Benefits | | | | | |
| Employee Benefits | \$ 52,276 | \$ 52,276 | \$ - | \$ 52,276 | 100.0% |
| Office Expense & Supplies | 1,250 | 1,250 | 224 | 1,026 | 82.1% |
| Food & Kitchen Expenses | 700 | 700 | - | 700 | 100.0% |
| Professional Services | 133,260 | 133,260 | 25,420 | 107,840 | 80.9% |
| Other Services & Charges | 14,000 | 14,000 | 2,944 | 11,056 | 79.0% |
| Other Expenses | 1,500 | 1,500 | - | 1,500 | 100.0% |
| Total | \$ 202,986 | \$ 202,986 | \$ 28,589 | \$ 174,397 | 85.9% |
| 1285 General Administration | | | | | |
| Office Expense & Supplies | \$ 4,300 | \$ 4,300 | \$ 514 | \$ 3,786 | 88.0% |
| Food & Kitchen Expenses | 500 | 500 | 323 | 177 | 35.4% |
| Professional Services | 457,350 | 457,350 | 162,181 | 295,169 | 64.5% |
| Reserve Appropriations | 3,900,000 | 3,884,407 | - | 3,884,407 | 100.0% |
| Other Services & Charges | 1,385,610 | 1,385,610 | 507,063 | 878,547 | 63.4% |
| Other Expenses | 7,070 | 7,070 | 1,769 | 5,301 | 75.0% |
| Travel | 13,000 | 13,000 | 4,403 | 8,597 | 66.1% |
| Total | \$ 5,767,830 | \$ 5,752,237 | \$ 676,454 | \$ 5,075,783 | 88.2% |
| Total General Government | \$ 22,566,361 | \$ 22,555,906 | \$ 5,445,804 | \$ 17,110,102 | 75.9% |

| | Original FY 2019 / 20 Budget | Adjusted FY 2019 / 20 Budget | Year to Date Activity | Available Balance | Percent of Budget Available |
|--|------------------------------------|------------------------------------|--------------------------|----------------------|-----------------------------------|
| Buildings & Facilities | | | | | |
| 1400 General Repairs - Building | | | | | |
| Salaries | \$ 66,269 | \$ 66,269 | \$ 11,391 | \$ 54,878 | 82.8% |
| Salaries Overtime | 3,500 | 3,500 | - | 3,500 | 100.0% |
| Other Salary & Supplements | 900 | 900 | - | 900 | 100.0% |
| Employee Benefits | 24,144 | 24,144 | 3,492 | 20,652 | 85.5% |
| Office Expense & Supplies | - | - | - | - | 0.0% |
| Maintenance & Repair | 3,493 | 3,493 | - | 3,493 | 100.0% |
| Total | \$ 98,306 | \$ 98,306 | \$ 14,883 | \$ 83,423 | 84.9% |
| 1440 Ronnie H. Polston Bldg | | | | | |
| Salaries | \$ 31,741 | \$ 31,741 | \$ 9,011 | \$ 22,730 | 71.6% |
| Employee Benefits | 15,515 | 15,515 | 5,370 | 10,145 | 65.4% |
| Office Expense & Supplies | 845 | 845 | 160 | 685 | 81.1% |
| Telephone & Utilities | 20,366 | 20,366 | 2,423 | 17,943 | 88.1% |
| Maintenance & Repair | 645 | 645 | - | 645 | 100.0% |
| Total | \$ 69,112 | \$ 69,112 | \$ 16,965 | \$ 52,147 | 75.5% |
| 1450 Bill Bode County Building | | | | | |
| Salaries | \$ 34,798 | \$ 34,798 | \$ 9,541 | \$ 25,257 | 72.6% |
| Other Salary & Supplements | 840 | 840 | 258 | 582 | 69.2% |
| Employee Benefits | 18,196 | 18,196 | 5,693 | 12,504 | 68.7% |
| Office Expense & Supplies | 840 | 840 | 151 | 689 | 82.1% |
| Telephone & Utilities | 19,300 | 19,300 | 2,366 | 16,934 | 87.7% |
| Maintenance & Repair | 200 | 200 | - | 200 | 100.0% |
| Total | \$ 74,174 | \$ 74,174 | \$ 18,008 | \$ 56,166 | 75.7% |
| 1460 Robert N. Barnes Juv. Facility | | | | | |
| Telephone & Utilities | \$ 265,857 | \$ 265,857 | \$ 56,812 | \$ 209,045 | 78.6% |
| Maintenance & Repair | 1,045 | 1,045 | 65 | 980 | 93.7% |
| Other Services & Charges | 500 | 500 | - | 500 | 100.0% |
| Total | \$ 267,402 | \$ 267,402 | \$ 56,877 | \$ 210,525 | 78.7% |
| 1465 Broadway Warehouse | | | | | |
| Telephone & Utilities | \$ 6,950 | \$ 6,950 | \$ 2,575 | \$ 4,375 | 62.9% |
| Maintenance & Repair | 223 | 223 | - | 223 | 100.0% |
| Total | \$ 7,173 | \$ 7,173 | \$ 2,575 | \$ 4,598 | 64.1% |

| | Original FY 2019 / 20 Budget | Adjusted FY 2019 / 20 Budget | Year to Date Activity | Available Balance | Percent of Budget Available |
|---|------------------------------------|------------------------------------|--------------------------|----------------------|-----------------------------------|
| 1470 Records Management Department | | | | | |
| Salaries | \$ 227,490 | \$ 227,490 | \$ 66,153 | \$ 161,337 | 70.9% |
| Salaries Overtime | - | - | - | - | 0.0% |
| Other Salary & Supplements | 36,780 | 36,780 | 13,508 | 23,272 | 63.3% |
| Employee Benefits | 95,016 | 95,016 | 31,633 | 63,383 | 66.7% |
| Office Expense & Supplies | 4,500 | 4,500 | 727 | 3,773 | 83.8% |
| Telephone & Utilities | 25,496 | 25,496 | 3,937 | 21,559 | 84.6% |
| Maintenance & Repair | 28,000 | 28,000 | 5,958 | 22,042 | 78.7% |
| Other Services & Charges | 216,312 | 216,312 | 78,083 | 138,229 | 63.9% |
| Other Expenses | 2,459 | 2,459 | 627 | 1,832 | 74.5% |
| Travel | 900 | 900 | - | 900 | 100.0% |
| Total | \$ 636,953 | \$ 636,953 | \$ 200,627 | \$ 436,326 | 68.5% |
| 1490 CSCD Cook Building | | | | | |
| Office Expense & Supplies | 17,000 | 17,000 | 3,732 | 13,268 | 78.0% |
| Telephone & Utilities | 76,414 | 76,414 | 12,311 | 64,103 | 83.9% |
| Maintenance & Repair | 2,626 | 2,626 | 236 | 2,390 | 91.0% |
| Other Services & Charges | 67,800 | 67,800 | 16,942 | 50,858 | 75.0% |
| Other Expenses | 13,357 | 13,357 | 3,319 | 10,038 | 75.2% |
| Total | \$ 177,197 | \$ 177,197 | \$ 36,539 | \$ 140,658 | 79.4% |
| 1500 Mechanical Maintenance | | | | | |
| Salaries | \$ 406,910 | \$ 406,910 | \$ 84,540 | \$ 322,370 | 79.2% |
| Salaries Overtime | 10,000 | 10,000 | 2,175 | 7,825 | 78.3% |
| Other Salary & Supplements | 2,220 | 2,220 | 1,422 | 798 | 36.0% |
| Employee Benefits | 178,433 | 178,433 | 53,677 | 124,756 | 69.9% |
| Other Personnel Expense | 2,000 | 2,000 | - | 2,000 | 100.0% |
| Office Expense & Supplies | 3,500 | 3,500 | 178 | 3,322 | 94.9% |
| Telephone & Utilities | 1,280,000 | 1,280,000 | 181,358 | 1,098,642 | 85.8% |
| Maintenance & Repair | 10,500 | 10,500 | 1,830 | 8,670 | 82.6% |
| Professional Services | 10,359 | 10,359 | - | 10,359 | 100.0% |
| Other Services & Charges | 1,500 | 1,500 | - | 1,500 | 100.0% |
| Total | \$ 1,905,422 | \$ 1,905,422 | \$ 325,179 | \$ 1,580,243 | 82.9% |

| | Original FY 2019 / 20 Budget | Adjusted FY 2019 / 20 Budget | Year to Date Activity | Available Balance | Percent of Budget Available |
|---|------------------------------------|------------------------------------|--------------------------|----------------------|-----------------------------------|
| 1510 Agua Dulce Building | | | | | |
| Salaries | \$ 15,423 | \$ 15,423 | \$ 4,387 | \$ 11,036 | 71.6% |
| Employee Benefits | 9,434 | 9,434 | 3,448 | 5,986 | 63.5% |
| Office Expense & Supplies | 1,077 | 1,077 | - | 1,077 | 100.0% |
| Telephone & Utilities | 21,570 | 21,570 | 5,570 | 16,000 | 74.2% |
| Maintenance & Repair | 300 | 300 | - | 300 | 100.0% |
| Total | \$ 47,804 | \$ 47,804 | \$ 13,405 | \$ 34,399 | 72.0% |
| 1520 Bishop Building | | | | | |
| Office Expense & Supplies | 900 | 900 | 153 | 747 | 83.0% |
| Telephone & Utilities | 45,000 | 45,000 | 8,786 | 36,214 | 80.5% |
| Maintenance & Repair | 322 | 322 | 81 | 241 | 74.8% |
| Total | \$ 46,222 | \$ 46,222 | \$ 9,020 | \$ 37,202 | 80.5% |
| 1530 Port Aransas Building | | | | | |
| Salaries | \$ 15,111 | \$ 15,111 | \$ 4,334 | \$ 10,777 | 71.3% |
| Employee Benefits | 3,688 | 3,688 | 1,209 | 2,479 | 67.2% |
| Office Expense & Supplies | 1,050 | 1,050 | 85 | 965 | 91.9% |
| Telephone & Utilities | 20,301 | 20,301 | 278 | 20,023 | 98.6% |
| Maintenance & Repair | 78 | 78 | - | 78 | 100.0% |
| Other Services & Charges | - | - | - | - | 0.0% |
| Total | \$ 40,228 | \$ 40,228 | \$ 5,905 | \$ 34,323 | 85.3% |
| 1540 Johnny S. Calderon Co. Bldg | | | | | |
| Salaries | \$ 94,765 | \$ 94,765 | \$ 27,368 | \$ 67,397 | 71.1% |
| Other Salary & Supplements | 1,500 | 1,500 | 462 | 1,038 | 69.2% |
| Employee Benefits | 51,661 | 51,661 | 18,206 | 33,455 | 64.8% |
| Office Expense & Supplies | 2,800 | 2,800 | 989 | 1,811 | 64.7% |
| Telephone & Utilities | 105,235 | 105,235 | 1,885 | 103,350 | 98.2% |
| Maintenance & Repair | 1,027 | 1,027 | 301 | 726 | 70.7% |
| Other Services & Charges | 100 | 100 | - | 100 | 100.0% |
| Total | \$ 257,088 | \$ 257,088 | \$ 49,211 | \$ 207,877 | 80.9% |

| | Original FY 2019 / 20 Budget | Adjusted FY 2019 / 20 Budget | Year to Date Activity | Available Balance | Percent of Budget Available |
|---|------------------------------------|------------------------------------|--------------------------|----------------------|-----------------------------------|
| 1545 Keach Library Building | | | | | |
| Salaries | \$ 31,907 | \$ 31,907 | \$ 9,459 | \$ 22,448 | 70.4% |
| Other Salary & Supplements | 1,800 | 1,800 | 554 | 1,246 | 69.2% |
| Employee Benefits | 16,022 | 16,022 | 5,717 | 10,305 | 64.3% |
| Office Expense & Supplies | 2,000 | 2,000 | 609 | 1,391 | 69.6% |
| Telephone & Utilities | 173,788 | 173,788 | 881 | 172,907 | 99.5% |
| Maintenance & Repair | 144 | 144 | 378 | (234) | -162.8% |
| Total | \$ 225,661 | \$ 225,661 | \$ 17,599 | \$ 208,062 | 92.2% |
| 1550 Agriculture Bldg - Robstown | | | | | |
| Telephone & Utilities | \$ 11,500 | \$ 11,500 | \$ 250 | \$ 11,250 | 97.8% |
| Maintenance & Repair | 17,100 | 17,100 | - | 17,100 | 100.0% |
| Other Services & Charges | 306 | 306 | 100 | 206 | 67.3% |
| Total | \$ 28,906 | \$ 28,906 | \$ 350 | \$ 28,556 | 98.8% |
| 1565 Medical Examiner Building | | | | | |
| Office Expense & Supplies | \$ 150 | \$ 150 | \$ - | \$ 150 | 100.0% |
| Telephone & Utilities | 26,985 | 26,985 | 4,193 | 22,792 | 84.5% |
| Maintenance & Repair | 258 | 258 | - | 258 | 100.0% |
| Total | \$ 27,393 | \$ 27,393 | \$ 4,193 | \$ 23,200 | 84.7% |
| 1570 Building Superintendent | | | | | |
| Salaries | \$ 374,078 | \$ 374,078 | \$ 102,675 | \$ 271,403 | 72.6% |
| Salaries Overtime | - | - | - | - | 0.0% |
| Other Salary & Supplements | 3,120 | 3,120 | 960 | 2,160 | 69.2% |
| Employee Benefits | 147,020 | 147,020 | 48,703 | 98,317 | 66.9% |
| Other Personnel Expense | 8,648 | 8,648 | 2,661 | 5,987 | 69.2% |
| Office Expense & Supplies | 2,122 | 7,622 | 4,707 | 2,915 | 38.2% |
| Telephone & Utilities | 8,200 | 8,200 | 3,973 | 4,227 | 51.5% |
| Maintenance & Repair | 2,111,000 | 2,075,000 | 518,707 | 1,556,293 | 75.0% |
| Professional Services | 19,061 | 27,061 | 99 | 26,962 | 99.6% |
| Other Services & Charges | 713,297 | 713,297 | 236,627 | 476,670 | 66.8% |
| Other Expenses | 2,658 | 2,658 | 679 | 1,979 | 74.5% |
| Travel | 1,000 | 1,000 | - | 1,000 | 100.0% |
| Total | \$ 3,390,204 | \$ 3,367,704 | \$ 919,791 | \$ 2,447,913 | 72.7% |

| | Original FY 2019 / 20 Budget | Adjusted FY 2019 / 20 Budget | Year to Date Activity | Available Balance | Percent of Budget Available |
|---|------------------------------------|------------------------------------|--------------------------|----------------------|-----------------------------------|
| 1580 Welfare Bldg - Robstown | | | | | |
| Office Expense & Supplies | \$ 673 | \$ 673 | \$ 366 | \$ 307 | \$ 45.7% |
| Telephone & Utilities | 20,866 | 20,866 | (310) | 21,176 | 101.5% |
| Maintenance & Repair | 373 | 373 | - | 373 | 100.0% |
| Total | \$ 21,912 | \$ 21,912 | \$ 56 | \$ 21,856 | 99.7% |
| 1590 Hilltop Facility | | | | | |
| Salaries | \$ 72,810 | \$ 72,810 | \$ 18,295 | \$ 54,515 | 74.9% |
| Other Salary & Supplements | 840 | 840 | 443 | 397 | 47.2% |
| Employee Benefits | 35,656 | 35,656 | 11,704 | 23,952 | 67.2% |
| Office Expense & Supplies | 6,000 | 6,000 | 985 | 5,015 | 83.6% |
| Telephone & Utilities | 36,498 | 36,498 | 6,591 | 29,907 | 81.9% |
| Maintenance & Repair | 40,500 | 40,500 | 5,220 | 35,280 | 87.1% |
| Professional Services | - | - | - | - | 0.0% |
| Other Services & Charges | 12,306 | 12,306 | 1,357 | 10,949 | 89.0% |
| Total | \$ 204,610 | \$ 204,610 | \$ 44,595 | \$ 160,015 | 78.2% |
| 1600 Precinct III Yard Buildings | | | | | |
| Office Expense & Supplies | \$ 390 | \$ 390 | \$ 239 | \$ 151 | 38.7% |
| Telephone & Utilities | 17,000 | 17,000 | 1,094 | 15,906 | 93.6% |
| Maintenance & Repair | 391 | 391 | 12 | 379 | 96.9% |
| Total | \$ 17,781 | \$ 17,781 | \$ 1,345 | \$ 16,436 | 92.4% |
| 1740 McKenzie Jail Annex | | | | | |
| Salaries | \$ 111,301 | \$ 111,301 | \$ 23,201 | \$ 88,100 | 79.2% |
| Salaries Overtime | 1,584 | 1,584 | - | 1,584 | 100.0% |
| Employee Benefits | 47,172 | 47,172 | 12,317 | 34,855 | 73.9% |
| Office Expense & Supplies | 200 | 200 | - | 200 | 100.0% |
| Telephone & Utilities | 615,763 | 615,763 | 58,001 | 557,762 | 90.6% |
| Maintenance & Repair | 5,500 | 5,500 | 3,604 | 1,896 | 34.5% |
| Professional Services | - | - | - | - | 0.0% |
| Other Services & Charges | 1,806 | 24,306 | 8,950 | 15,356 | 63.2% |
| Total | \$ 783,326 | \$ 805,826 | \$ 106,073 | \$ 699,753 | 86.8% |

| | Original FY 2019 / 20 Budget | Adjusted FY 2019 / 20 Budget | Year to Date Activity | Available Balance | Percent of Budget Available |
|--|------------------------------------|------------------------------------|--------------------------|----------------------|-----------------------------------|
| 1760 Robstown Community Building | | | | | |
| Office Expense & Supplies | \$ 765 | \$ 765 | \$ - | \$ 765 | 100.0% |
| Telephone & Utilities | 40,305 | 40,305 | 959 | 39,346 | 97.6% |
| Maintenance & Repair | 34,000 | 34,000 | 4,752 | 29,248 | 86.0% |
| Other Services & Charges | 5,000 | 5,000 | 733 | 4,267 | 85.3% |
| Total | \$ 80,070 | \$ 80,070 | \$ 6,444 | \$ 73,626 | 92.0% |
| 1770 Sr Community Services Bldgs. | | | | | |
| Office Expense & Supplies | \$ 500 | \$ 500 | \$ - | \$ 500 | 100.0% |
| Telephone & Utilities | 34,247 | 34,247 | 7,003 | 27,244 | 79.6% |
| Maintenance & Repair | 24,700 | 24,700 | 2,494 | 22,206 | 89.9% |
| Other Services & Charges | 4,000 | 4,000 | 675 | 3,325 | 83.1% |
| Total | \$ 63,447 | \$ 63,447 | \$ 10,171 | \$ 53,276 | 84.0% |
| 1780 David Berlanga, Sr. Bldg | | | | | |
| Office Expense & Supplies | \$ 500 | \$ 500 | \$ - | \$ 500 | 100.0% |
| Telephone & Utilities | 20,331 | 20,331 | 4,128 | 16,203 | 79.7% |
| Maintenance & Repair | 9,100 | 9,100 | - | 9,100 | 100.0% |
| Other Services & Charges | 1,760 | 1,760 | 269 | 1,491 | 84.7% |
| Total | \$ 31,691 | \$ 31,691 | \$ 4,397 | \$ 27,294 | 86.1% |
| Total Buildings & Facilities | \$ 8,502,082 | \$ 8,502,082 | \$ 1,864,211 | \$ 6,637,872 | 78.1% |
| Administration of Justice | | | | | |
| 3110 County Court at Law 1 | | | | | |
| Salaries | \$ 366,529 | \$ 366,529 | \$ 119,125 | \$ 247,404 | 67.5% |
| Other Salary & Supplements | 7,220 | 7,220 | 1,597 | 5,623 | 77.9% |
| Employee Benefits | 126,799 | 126,799 | 48,943 | 77,856 | 61.4% |
| Office Expense & Supplies | 3,965 | 3,965 | 730 | 3,235 | 81.6% |
| Maintenance & Repair | 500 | 500 | 29 | 471 | 94.2% |
| Professional Services | 1,685 | 1,696 | 197 | 1,499 | 88.4% |
| Special Personnel Services | 192,500 | 192,500 | 31,856 | 160,644 | 83.5% |
| Other Services & Charges | 2,355 | 2,355 | 1,620 | 735 | 31.2% |
| Other Expenses | 3,296 | 3,296 | 834 | 2,462 | 74.7% |
| Travel | 1,000 | 1,000 | - | 1,000 | 100.0% |
| Total | \$ 705,849 | \$ 705,860 | \$ 204,929 | \$ 500,931 | 71.0% |

| | Original FY 2019 / 20 Budget | Adjusted FY 2019 / 20 Budget | Year to Date Activity | Available Balance | Percent of Budget Available |
|-----------------------------------|------------------------------------|------------------------------------|--------------------------|----------------------|-----------------------------------|
| 3120 County Court at Law 2 | | | | | |
| Salaries | \$ 359,790 | \$ 359,790 | \$ 117,293 | \$ 242,497 | 67.4% |
| Other Salary & Supplements | 3,140 | 3,140 | 351 | 2,789 | 88.8% |
| Employee Benefits | 112,332 | 112,332 | 35,272 | 77,060 | 68.6% |
| Office Expense & Supplies | 5,000 | 5,000 | 1,110 | 3,890 | 77.8% |
| Maintenance & Repair | 500 | 500 | 29 | 471 | 94.2% |
| Professional Services | 900 | 900 | - | 900 | 100.0% |
| Special Personnel Services | 192,500 | 192,500 | 28,453 | 164,047 | 85.2% |
| Other Services & Charges | 2,355 | 2,355 | 1,620 | 735 | 31.2% |
| Other Expenses | 4,550 | 4,550 | 1,141 | 3,409 | 74.9% |
| Travel | 1,000 | 1,000 | - | 1,000 | 100.0% |
| Total | \$ 682,067 | \$ 682,067 | \$ 185,268 | \$ 496,799 | 72.8% |
| 3130 County Court at Law 3 | | | | | |
| Salaries | \$ 340,811 | \$ 340,811 | \$ 110,308 | \$ 230,503 | 67.6% |
| Salaries Overtime | - | - | 3,291 | (3,291) | 0.0% |
| Other Salary & Supplements | 4,340 | 4,340 | 683 | 3,657 | 84.3% |
| Employee Benefits | 108,374 | 108,374 | 34,077 | 74,297 | 68.6% |
| Office Expense & Supplies | 3,765 | 3,765 | 545 | 3,220 | 85.5% |
| Maintenance & Repair | 500 | 500 | 29 | 471 | 94.2% |
| Professional Services | 1,685 | 1,696 | 197 | 1,499 | 88.4% |
| Special Personnel Services | 192,800 | 192,800 | 38,310 | 154,490 | 80.1% |
| Other Services & Charges | 2,355 | 2,355 | 1,620 | 735 | 31.2% |
| Other Expenses | 4,620 | 4,620 | 1,141 | 3,479 | 75.3% |
| Travel | 1,000 | 1,000 | - | 1,000 | 100.0% |
| Total | \$ 660,250 | \$ 660,261 | \$ 190,201 | \$ 470,060 | 71.2% |

| | Original FY 2019 / 20 Budget | Adjusted FY 2019 / 20 Budget | Year to Date Activity | Available Balance | Percent of Budget Available |
|-----------------------------------|------------------------------------|------------------------------------|--------------------------|----------------------|-----------------------------------|
| 3140 County Court at Law 4 | | | | | |
| Salaries | \$ 337,618 | \$ 337,618 | \$ 107,495 | \$ 230,123 | 68.2% |
| Other Salary & Supplements | 3,710 | 3,710 | 609 | 3,101 | 83.6% |
| Employee Benefits | 99,718 | 99,718 | 30,333 | 69,385 | 69.6% |
| Office Expense & Supplies | 3,965 | 3,965 | 832 | 3,133 | 79.0% |
| Telephone & Utilities | - | - | - | - | 0.0% |
| Maintenance & Repair | 500 | 500 | 29 | 471 | 94.2% |
| Professional Services | 1,685 | 1,696 | 622 | 1,074 | 63.3% |
| Special Personnel Services | 192,800 | 192,800 | 33,415 | 159,385 | 82.7% |
| Other Services & Charges | 2,495 | 2,495 | 1,664 | 831 | 33.3% |
| Other Expenses | 3,296 | 3,296 | 834 | 2,462 | 74.7% |
| Travel | 1,000 | 1,000 | 672 | 328 | 32.8% |
| Total | \$ 646,787 | \$ 646,798 | \$ 176,506 | \$ 470,293 | 72.7% |
| 3150 County Court at Law 5 | | | | | |
| Salaries | \$ 431,590 | \$ 431,590 | \$ 124,303 | \$ 307,287 | 71.2% |
| Other Salary & Supplements | 2,000 | 2,000 | 2,044 | (44) | -2.2% |
| Employee Benefits | 132,467 | 132,467 | 39,552 | 92,915 | 70.1% |
| Office Expense & Supplies | 5,500 | 5,500 | 1,950 | 3,550 | 64.5% |
| Food & Kitchen Expenses | - | - | - | - | 0.0% |
| Maintenance & Repair | 500 | 500 | 29 | 471 | 94.2% |
| Professional Services | 2,500 | 2,500 | 197 | 2,303 | 92.1% |
| Special Personnel Services | 531,500 | 531,500 | 180,977 | 350,523 | 65.9% |
| Other Services & Charges | 2,745 | 2,745 | 1,664 | 1,081 | 39.4% |
| Other Expenses | 4,270 | 4,270 | 1,080 | 3,190 | 74.7% |
| Travel | 1,300 | 1,300 | - | 1,300 | 100.0% |
| Total | \$ 1,114,372 | \$ 1,114,372 | \$ 351,796 | \$ 762,576 | 68.4% |
| 3200 Legal Aid | | | | | |
| Salaries | \$ 60,486 | \$ 60,486 | \$ 18,611 | \$ 41,875 | 69.2% |
| Employee Benefits | 13,588 | 13,588 | 4,014 | 9,574 | 70.5% |
| Office Expense & Supplies | 3,792 | 3,792 | 1,643 | 2,149 | 56.7% |
| Other Services & Charges | 25,000 | 25,000 | 25,000 | - | 0.0% |
| Total | \$ 102,866 | \$ 102,866 | \$ 49,268 | \$ 53,598 | 52.1% |

| | Original FY 2019 / 20 Budget | Adjusted FY 2019 / 20 Budget | Year to Date Activity | Available Balance | Percent of Budget Available |
|--|------------------------------------|------------------------------------|--------------------------|----------------------|-----------------------------------|
| 3250 Magistrate/ DWI Drug Court | | | | | |
| Salaries | \$ 91,260 | \$ 91,260 | \$ 34,614 | \$ 56,646 | 62.1% |
| Other Salary & Supplements | 1,920 | 1,920 | - | 1,920 | 100.0% |
| Employee Benefits | 20,511 | 20,511 | 9,106 | 11,405 | 55.6% |
| Office Expense & Supplies | 2,650 | 2,650 | 2,220 | 430 | 16.2% |
| Professional Services | 1,200 | 1,200 | - | 1,200 | 100.0% |
| Special Personnel Services | 3,000 | 3,000 | - | 3,000 | 100.0% |
| Other Services & Charges | 2,200 | 2,200 | - | 2,200 | 100.0% |
| Other Expenses | 6,667 | 6,667 | 1,636 | 5,031 | 75.5% |
| Travel | 3,000 | 3,000 | - | 3,000 | 100.0% |
| Total | \$ 132,408 | \$ 132,408 | \$ 47,576 | \$ 84,832 | 64.1% |
| 3300 Court Administration | | | | | |
| Salaries | \$ 419,224 | \$ 419,224 | \$ 121,525 | \$ 297,699 | 71.0% |
| Other Salary & Supplements | 5,960 | 8,960 | 5,686 | 3,274 | 36.5% |
| Employee Benefits | 165,813 | 165,813 | 51,591 | 114,222 | 68.9% |
| Other Personnel Expense | 131,000 | 131,000 | 31,783 | 99,217 | 75.7% |
| Office Expense & Supplies | 5,600 | 5,600 | 449 | 5,151 | 92.0% |
| Food & Kitchen Expenses | 2,000 | 2,000 | 371 | 1,629 | 81.4% |
| Maintenance & Repair | 1,000 | 1,000 | - | 1,000 | 100.0% |
| Professional Services | 500 | 500 | - | 500 | 100.0% |
| Special Personnel Services | 267,500 | 264,500 | - | 264,500 | 100.0% |
| Other Services & Charges | 53,270 | 53,270 | 44,980 | 8,290 | 15.6% |
| Other Expenses | 3,470 | 3,470 | 859 | 2,611 | 75.3% |
| Travel | 2,600 | 2,600 | 1,320 | 1,280 | 49.2% |
| Total | \$ 1,057,937 | \$ 1,057,937 | \$ 258,564 | \$ 799,373 | 75.6% |

| | Original FY 2019 / 20 Budget | Adjusted FY 2019 / 20 Budget | Year to Date Activity | Available Balance | Percent of Budget Available |
|---------------------------------|------------------------------------|------------------------------------|--------------------------|----------------------|-----------------------------------|
| 3305 Title IV-D Court | | | | | |
| Salaries | \$ 135,595 | \$ 135,595 | \$ 40,829 | \$ 94,766 | 69.9% |
| Other Salary & Supplements | 1,800 | 1,800 | 554 | 1,246 | 69.2% |
| Employee Benefits | 50,683 | 50,683 | 19,034 | 31,649 | 62.4% |
| Office Expense & Supplies | 1,370 | 1,370 | 185 | 1,185 | 86.5% |
| Maintenance & Repair | 250 | 250 | 29 | 221 | 88.5% |
| Professional Services | 1,035 | 1,045 | 396 | 649 | 62.1% |
| Other Services & Charges | 300 | 300 | - | 300 | 100.0% |
| Total | \$ 191,033 | \$ 191,043 | \$ 61,026 | \$ 130,017 | 68.1% |
| 3310 28th District Court | | | | | |
| Salaries | \$ 183,123 | \$ 183,123 | \$ 54,997 | \$ 128,126 | 70.0% |
| Salaries Overtime | 1,000 | 1,000 | - | 1,000 | 100.0% |
| Other Salary & Supplements | 23,300 | 23,300 | 7,015 | 16,285 | 69.9% |
| Employee Benefits | 65,713 | 65,713 | 20,577 | 45,136 | 68.7% |
| Office Expense & Supplies | 3,725 | 3,725 | 734 | 2,991 | 80.3% |
| Maintenance & Repair | 500 | 500 | 29 | 471 | 94.2% |
| Professional Services | 1,785 | 1,796 | 547 | 1,249 | 69.5% |
| Special Personnel Services | 345,340 | 345,340 | 70,414 | 274,926 | 79.6% |
| Other Services & Charges | 2,200 | 2,200 | 1,548 | 652 | 29.6% |
| Other Expenses | 4,045 | 4,045 | 991 | 3,054 | 75.5% |
| Travel | 1,500 | 1,500 | 681 | 819 | 54.6% |
| Total | \$ 632,231 | \$ 632,242 | \$ 157,534 | \$ 474,708 | 75.1% |

| | Original FY 2019 / 20 Budget | Adjusted FY 2019 / 20 Budget | Year to Date Activity | Available Balance | Percent of Budget Available |
|----------------------------------|------------------------------------|------------------------------------|--------------------------|----------------------|-----------------------------------|
| 3320 94th District Court | | | | | |
| Salaries | \$ 174,762 | \$ 174,762 | \$ 54,099 | \$ 120,663 | 69.0% |
| Salaries Overtime | - | - | - | - | 0.0% |
| Other Salary & Supplements | 24,020 | 24,020 | 7,237 | 16,783 | 69.9% |
| Employee Benefits | 71,511 | 71,511 | 23,222 | 48,289 | 67.5% |
| Office Expense & Supplies | 3,625 | 3,625 | 902 | 2,723 | 75.1% |
| Maintenance & Repair | 500 | 500 | 29 | 471 | 94.2% |
| Professional Services | 1,785 | 1,796 | 547 | 1,249 | 69.5% |
| Special Personnel Services | 347,140 | 347,140 | 67,803 | 279,337 | 80.5% |
| Other Services & Charges | 2,200 | 2,200 | 1,500 | 700 | 31.8% |
| Other Expenses | 3,532 | 3,532 | 865 | 2,667 | 75.5% |
| Travel | 1,500 | 1,500 | 697 | 803 | 53.5% |
| Total | \$ 630,575 | \$ 630,586 | \$ 156,901 | \$ 473,685 | 75.1% |
| 3330 105th District Court | | | | | |
| Salaries | \$ 154,190 | \$ 154,190 | \$ 46,666 | \$ 107,524 | 69.7% |
| Salaries Overtime | 1,000 | 1,000 | - | 1,000 | 100.0% |
| Other Salary & Supplements | 20,720 | 20,720 | 6,222 | 14,498 | 70.0% |
| Employee Benefits | 62,250 | 62,250 | 20,084 | 42,166 | 67.7% |
| Office Expense & Supplies | 3,525 | 3,525 | 539 | 2,986 | 84.7% |
| Maintenance & Repair | 500 | 500 | 29 | 471 | 94.2% |
| Professional Services | 1,785 | 1,796 | 547 | 1,249 | 69.5% |
| Special Personnel Services | 181,140 | 181,140 | 28,898 | 152,242 | 84.0% |
| Other Services & Charges | 2,200 | 2,200 | 1,548 | 652 | 29.6% |
| Other Expenses | 2,273 | 2,273 | 543 | 1,730 | 76.1% |
| Travel | 1,500 | 1,500 | 1,190 | 310 | 20.7% |
| Total | \$ 431,083 | \$ 431,094 | \$ 106,266 | \$ 324,828 | 75.3% |

| | Original FY 2019 / 20 Budget | Adjusted FY 2019 / 20 Budget | Year to Date Activity | Available Balance | Percent of Budget Available |
|----------------------------------|------------------------------------|------------------------------------|--------------------------|----------------------|-----------------------------------|
| 3340 117th District Court | | | | | |
| Salaries | \$ 188,365 | \$ 188,365 | \$ 56,962 | \$ 131,403 | 69.8% |
| Salaries Overtime | 1,000 | 1,000 | - | 1,000 | 100.0% |
| Other Salary & Supplements | 24,500 | 24,500 | 7,385 | 17,115 | 69.9% |
| Employee Benefits | 78,594 | 78,594 | 25,321 | 53,273 | 67.8% |
| Office Expense & Supplies | 3,625 | 3,625 | 1,737 | 1,888 | 52.1% |
| Maintenance & Repair | 500 | 500 | 29 | 471 | 94.2% |
| Professional Services | 1,785 | 1,796 | 197 | 1,599 | 89.0% |
| Special Personnel Services | 345,840 | 345,840 | 40,917 | 304,923 | 88.2% |
| Other Services & Charges | 2,200 | 2,200 | 1,548 | 652 | 29.6% |
| Other Expenses | 3,532 | 3,532 | 865 | 2,667 | 75.5% |
| Travel | 1,500 | 1,500 | 1,048 | 452 | 30.1% |
| Total | \$ 651,441 | \$ 651,452 | \$ 136,009 | \$ 515,443 | 79.1% |
| 3350 148th District Court | | | | | |
| Salaries | \$ 168,106 | \$ 168,106 | \$ 42,524 | \$ 125,582 | 74.7% |
| Salaries Overtime | 1,000 | 1,000 | 140 | 860 | 86.0% |
| Other Salary & Supplements | 22,040 | 22,040 | 6,628 | 15,412 | 69.9% |
| Employee Benefits | 73,843 | 73,843 | 17,369 | 56,474 | 76.5% |
| Office Expense & Supplies | 3,525 | 3,525 | 799 | 2,726 | 77.3% |
| Maintenance & Repair | 500 | 500 | 29 | 471 | 94.2% |
| Professional Services | 1,785 | 1,796 | 197 | 1,599 | 89.0% |
| Special Personnel Services | 346,140 | 346,140 | 60,983 | 285,157 | 82.4% |
| Other Services & Charges | 2,200 | 2,200 | 1,500 | 700 | 31.8% |
| Other Expenses | 3,038 | 3,038 | 554 | 2,484 | 81.8% |
| Travel | 1,500 | 1,500 | - | 1,500 | 100.0% |
| Total | \$ 623,677 | \$ 623,688 | \$ 130,723 | \$ 492,965 | 79.0% |

| | Original FY 2019 / 20 Budget | Adjusted FY 2019 / 20 Budget | Year to Date Activity | Available Balance | Percent of Budget Available |
|----------------------------------|------------------------------------|------------------------------------|--------------------------|----------------------|-----------------------------------|
| 3360 214th District Court | | | | | |
| Salaries | \$ 150,613 | \$ 150,613 | \$ 46,565 | \$ 104,048 | 69.1% |
| Salaries Overtime | 1,000 | 1,000 | 272 | 728 | 72.8% |
| Other Salary & Supplements | 20,000 | 20,000 | 6,171 | 13,829 | 69.1% |
| Employee Benefits | 57,741 | 57,741 | 20,496 | 37,245 | 64.5% |
| Office Expense & Supplies | 3,725 | 3,725 | 1,517 | 2,208 | 59.3% |
| Maintenance & Repair | 500 | 500 | 29 | 471 | 94.2% |
| Professional Services | 1,785 | 1,796 | 197 | 1,599 | 89.0% |
| Special Personnel Services | 346,140 | 346,140 | 105,094 | 241,046 | 69.6% |
| Other Services & Charges | 2,200 | 2,200 | 1,500 | 700 | 31.8% |
| Other Expenses | 2,278 | 2,278 | 554 | 1,724 | 75.7% |
| Travel | 1,500 | 1,500 | 907 | 593 | 39.5% |
| Total | \$ 587,482 | \$ 587,493 | \$ 183,301 | \$ 404,192 | 68.8% |
| 3370 319th District Court | | | | | |
| Salaries | \$ 160,784 | \$ 160,784 | \$ 45,161 | \$ 115,623 | 71.9% |
| Salaries Overtime | 1,000 | 1,000 | - | 1,000 | 100.0% |
| Other Salary & Supplements | 22,040 | 22,040 | 6,277 | 15,763 | 71.5% |
| Employee Benefits | 64,011 | 64,011 | 19,415 | 44,596 | 69.7% |
| Office Expense & Supplies | 3,625 | 3,625 | 307 | 3,318 | 91.5% |
| Maintenance & Repair | 500 | 500 | 29 | 471 | 94.2% |
| Professional Services | 1,785 | 1,796 | 197 | 1,599 | 89.0% |
| Special Personnel Services | 346,140 | 346,140 | 29,961 | 316,179 | 91.3% |
| Other Services & Charges | 2,200 | 2,200 | 1,500 | 700 | 31.8% |
| Other Expenses | 3,222 | 3,222 | 789 | 2,433 | 75.5% |
| Travel | 1,500 | 1,500 | - | 1,500 | 100.0% |
| Total | \$ 606,807 | \$ 606,818 | \$ 103,635 | \$ 503,183 | 82.9% |

| | Original FY 2019 / 20 Budget | Adjusted FY 2019 / 20 Budget | Year to Date Activity | Available Balance | Percent of Budget Available |
|----------------------------------|------------------------------------|------------------------------------|--------------------------|----------------------|-----------------------------------|
| 3380 347th District Court | | | | | |
| Salaries | \$ 185,827 | \$ 185,827 | \$ 56,211 | \$ 129,616 | 69.8% |
| Salaries Overtime | 1,000 | 1,000 | 188 | 812 | 81.2% |
| Other Salary & Supplements | 23,540 | 23,540 | 7,274 | 16,266 | 69.1% |
| Employee Benefits | 90,602 | 90,602 | 29,108 | 61,494 | 67.9% |
| Office Expense & Supplies | 3,925 | 3,925 | 358 | 3,567 | 90.9% |
| Maintenance & Repair | 500 | 500 | 29 | 471 | 94.2% |
| Professional Services | 1,785 | 1,796 | 547 | 1,249 | 69.5% |
| Special Personnel Services | 346,140 | 346,140 | 64,645 | 281,495 | 81.3% |
| Other Services & Charges | 2,200 | 2,200 | 1,500 | 700 | 31.8% |
| Other Expenses | 3,222 | 3,222 | 788 | 2,434 | 75.5% |
| Travel | 1,500 | 1,500 | 436 | 1,064 | 70.9% |
| Total | \$ 660,241 | \$ 660,252 | \$ 161,084 | \$ 499,168 | 75.6% |
| 3480 Juvenile Probation | | | | | |
| Salaries | \$ 1,736,550 | \$ 1,736,550 | \$ 497,155 | \$ 1,239,395 | 71.4% |
| Salaries Overtime | 4,500 | 4,500 | 3,720 | 780 | 17.3% |
| Other Salary & Supplements | 29,387 | 29,387 | 8,714 | 20,673 | 70.3% |
| Employee Benefits | 753,638 | 753,638 | 236,318 | 517,320 | 68.6% |
| Other Personnel Expense | 50,000 | 50,000 | 14,342 | 35,658 | 71.3% |
| Office Expense & Supplies | 22,494 | 22,494 | 12,131 | 10,363 | 46.1% |
| Telephone & Utilities | 10,200 | 10,200 | 1,166 | 9,034 | 88.6% |
| Maintenance & Repair | 12,500 | 12,500 | 2,059 | 10,441 | 83.5% |
| Professional Services | 11,600 | 11,600 | 1,392 | 10,208 | 88.0% |
| Other Services & Charges | 22,461 | 22,461 | 9,163 | 13,298 | 59.2% |
| Other Expenses | 15,384 | 15,384 | 3,793 | 11,591 | 75.3% |
| Travel | 35,000 | 35,000 | 7,358 | 27,642 | 79.0% |
| Total | \$ 2,703,714 | \$ 2,703,714 | \$ 797,312 | \$ 1,906,402 | 70.5% |

| | Original FY 2019 / 20 Budget | Adjusted FY 2019 / 20 Budget | Year to Date Activity | Available Balance | Percent of Budget Available |
|--|------------------------------------|------------------------------------|--------------------------|----------------------|-----------------------------------|
| 3490 Juvenile Detention | | | | | |
| Salaries | \$ 895,814 | \$ 895,814 | \$ 243,863 | \$ 651,951 | 72.8% |
| Salaries Overtime | 27,560 | 27,560 | 22,119 | 5,441 | 19.7% |
| Other Salary & Supplements | 53,360 | 53,360 | 21,995 | 31,365 | 58.8% |
| Employee Benefits | 431,728 | 431,728 | 140,579 | 291,149 | 67.4% |
| Office Expense & Supplies | 9,150 | 9,150 | 7,006 | 2,144 | 23.4% |
| Food & Kitchen Expenses | 110,000 | 110,000 | 52,449 | 57,551 | 52.3% |
| Maintenance & Repair | 9,000 | 9,000 | 1,936 | 7,064 | 78.5% |
| Professional Services | 5,000 | 5,000 | 2,470 | 2,530 | 50.6% |
| Other Services & Charges | 11,000 | 11,000 | 4,578 | 6,422 | 58.4% |
| Other Expenses | 12,432 | 12,432 | 2,898 | 9,534 | 76.7% |
| Travel | 1,800 | 1,800 | 402 | 1,398 | 77.7% |
| Total | \$ 1,566,844 | \$ 1,566,844 | \$ 500,295 | \$ 1,066,549 | 68.1% |
| 3492 Juvenile Justice Post-Adjudica | | | | | |
| Salaries | \$ 1,071,637 | \$ 1,071,637 | \$ 292,616 | \$ 779,021 | 72.7% |
| Salaries Overtime | 30,000 | 30,000 | 8,896 | 21,104 | 70.3% |
| Other Salary & Supplements | 33,680 | 33,680 | 12,508 | 21,172 | 62.9% |
| Employee Benefits | 511,184 | 511,184 | 152,004 | 359,180 | 70.3% |
| Office Expense & Supplies | 8,050 | 8,050 | 6,321 | 1,729 | 21.5% |
| Food & Kitchen Expenses | 95,000 | 95,000 | 33,455 | 61,545 | 64.8% |
| Maintenance & Repair | 10,500 | 10,500 | 28 | 10,472 | 99.7% |
| Professional Services | 6,300 | 6,300 | 140 | 6,160 | 97.8% |
| Other Services & Charges | 9,000 | 9,000 | 4,537 | 4,463 | 49.6% |
| Other Expenses | 2,794 | 2,794 | 661 | 2,133 | 76.3% |
| Travel | 900 | 900 | 474 | 426 | 47.3% |
| Total | \$ 1,779,045 | \$ 1,779,045 | \$ 511,641 | \$ 1,267,404 | 71.2% |

| | Original FY 2019 / 20 Budget | Adjusted FY 2019 / 20 Budget | Year to Date Activity | Available Balance | Percent of Budget Available |
|---------------------------------------|------------------------------------|------------------------------------|--------------------------|----------------------|-----------------------------------|
| 3510 District Clerk-Jury Admin | | | | | |
| Salaries | \$ 79,165 | \$ 79,165 | \$ 22,474 | \$ 56,691 | 71.6% |
| Salaries Overtime | 1,000 | 1,000 | - | 1,000 | 100.0% |
| Other Salary & Supplements | 14,258 | 14,258 | 3,058 | 11,200 | 78.6% |
| Employee Benefits | 26,132 | 26,132 | 8,098 | 18,034 | 69.0% |
| Office Expense & Supplies | 118,300 | 118,300 | 41,945 | 76,356 | 64.5% |
| Maintenance & Repair | 45,359 | - | - | - | 0.0% |
| Professional Services | 18,968 | 64,327 | 45,359 | 18,968 | 29.5% |
| Special Personnel Services | 540,530 | 540,530 | 94,800 | 445,730 | 82.5% |
| Other Expenses | 2,910 | 2,910 | 718 | 2,192 | 75.3% |
| Total | \$ 846,622 | \$ 846,622 | \$ 216,452 | \$ 630,170 | 74.4% |
| 3530 District Clerk | | | | | |
| Salaries | \$ 2,100,344 | \$ 2,100,344 | \$ 587,748 | \$ 1,512,596 | 72.0% |
| Salaries Overtime | 10,000 | 10,000 | 4,468 | 5,532 | 55.3% |
| Other Salary & Supplements | 32,660 | 32,660 | 10,857 | 21,803 | 66.8% |
| Employee Benefits | 903,691 | 903,691 | 302,777 | 600,914 | 66.5% |
| Other Personnel Expense | 10,260 | 10,260 | 3,337 | 6,923 | 67.5% |
| Office Expense & Supplies | 113,000 | 113,000 | 13,512 | 99,488 | 88.0% |
| Maintenance & Repair | 4,000 | 4,000 | 435 | 3,565 | 89.1% |
| Professional Services | 10,000 | 10,000 | 300 | 9,700 | 97.0% |
| Other Services & Charges | 1,883 | 1,883 | 510 | 1,373 | 72.9% |
| Other Expenses | 42,062 | 42,062 | 10,357 | 31,705 | 75.4% |
| Travel | 10,000 | 10,000 | 2,487 | 7,513 | 75.1% |
| Total | \$ 3,237,900 | \$ 3,237,900 | \$ 936,788 | \$ 2,301,112 | 71.1% |

| | Original FY 2019 / 20 Budget | Adjusted FY 2019 / 20 Budget | Year to Date Activity | Available Balance | Percent of Budget Available |
|--------------------------------------|------------------------------------|------------------------------------|--------------------------|----------------------|-----------------------------------|
| 3600 Justice of the Peace 1-1 | | | | | |
| Salaries | \$ 199,273 | \$ 199,273 | \$ 59,569 | \$ 139,704 | 70.1% |
| Salaries Overtime | 1,000 | 1,000 | 917 | 83 | 8.3% |
| Other Salary & Supplements | 4,560 | 4,560 | 4,830 | (270) | -5.9% |
| Employee Benefits | 80,601 | 80,601 | 26,558 | 54,043 | 67.0% |
| Other Personnel Expense | 3,900 | 3,900 | 1,300 | 2,600 | 66.7% |
| Office Expense & Supplies | 3,800 | 3,800 | 1,557 | 2,243 | 59.0% |
| Telephone & Utilities | 700 | 700 | 79 | 621 | 88.7% |
| Maintenance & Repair | 500 | 500 | - | 500 | 100.0% |
| Professional Services | 309 | 309 | 150 | 159 | 51.5% |
| Other Services & Charges | - | - | - | - | 0.0% |
| Other Expenses | 4,417 | 4,417 | 1,100 | 3,317 | 75.1% |
| Travel | 2,700 | 2,700 | 150 | 2,550 | 94.4% |
| Total | \$ 301,760 | \$ 301,760 | \$ 96,210 | \$ 205,550 | 68.1% |
| 3610 Justice of the Peace 1-2 | | | | | |
| Salaries | \$ 199,528 | \$ 199,528 | \$ 60,015 | \$ 139,513 | 69.9% |
| Salaries Overtime | 1,000 | 1,000 | - | 1,000 | 100.0% |
| Other Salary & Supplements | 3,280 | 3,280 | 702 | 2,578 | 78.6% |
| Employee Benefits | 61,259 | 61,259 | 19,009 | 42,250 | 69.0% |
| Other Personnel Expense | 3,900 | 3,900 | 1,300 | 2,600 | 66.7% |
| Office Expense & Supplies | 6,000 | 6,000 | 1,110 | 4,890 | 81.5% |
| Telephone & Utilities | 1,500 | 1,500 | 79 | 1,421 | 94.7% |
| Maintenance & Repair | 500 | 500 | - | 500 | 100.0% |
| Professional Services | - | 750 | 150 | 600 | 80.0% |
| Special Personnel Services | 300 | 300 | - | 300 | 100.0% |
| Other Services & Charges | 958 | 958 | 152 | 806 | 84.1% |
| Other Expenses | 3,199 | 3,199 | 853 | 2,346 | 73.3% |
| Travel | 3,500 | 2,750 | 1,770 | 980 | 35.6% |
| Total | \$ 284,924 | \$ 284,924 | \$ 85,139 | \$ 199,785 | 70.1% |

| | Original FY 2019 / 20 Budget | Adjusted FY 2019 / 20 Budget | Year to Date Activity | Available Balance | Percent of Budget Available |
|--------------------------------------|------------------------------------|------------------------------------|--------------------------|----------------------|-----------------------------------|
| 3613 Justice of the Peace 1-3 | | | | | |
| Salaries | \$ 158,692 | \$ 158,692 | \$ 48,040 | \$ 110,652 | 69.7% |
| Salaries Overtime | 1,000 | 1,000 | - | 1,000 | 100.0% |
| Other Salary & Supplements | 14,300 | 14,300 | - | 14,300 | 100.0% |
| Employee Benefits | 55,526 | 55,526 | 20,588 | 34,938 | 62.9% |
| Other Personnel Expense | 3,900 | 3,900 | 1,300 | 2,600 | 66.7% |
| Office Expense & Supplies | 3,550 | 3,550 | 400 | 3,150 | 88.7% |
| Telephone & Utilities | 1,700 | 1,700 | 79 | 1,621 | 95.4% |
| Maintenance & Repair | 500 | 500 | - | 500 | 100.0% |
| Professional Services | 500 | 500 | 300 | 200 | 40.0% |
| Special Personnel Services | - | - | - | - | 0.0% |
| Other Services & Charges | 1,125 | 1,125 | 276 | 849 | 75.5% |
| Other Expenses | 2,024 | 2,024 | 524 | 1,500 | 74.1% |
| Travel | 4,000 | 4,000 | 928 | 3,072 | 76.8% |
| Total | \$ 246,817 | \$ 246,817 | \$ 72,436 | \$ 174,381 | 70.7% |
| 3621 Justice of the Peace 2-1 | | | | | |
| Salaries | \$ 196,735 | \$ 196,735 | \$ 59,552 | \$ 137,183 | 69.7% |
| Salaries Overtime | 1,000 | 1,000 | - | 1,000 | 100.0% |
| Other Salary & Supplements | 2,640 | 2,640 | 1,704 | 936 | 35.4% |
| Employee Benefits | 81,004 | 81,004 | 29,738 | 51,266 | 63.3% |
| Other Personnel Expense | 3,900 | 3,900 | 1,300 | 2,600 | 66.7% |
| Office Expense & Supplies | 6,750 | 6,750 | 3,368 | 3,382 | 50.1% |
| Telephone & Utilities | 7,030 | 7,030 | 1,116 | 5,914 | 84.1% |
| Maintenance & Repair | 833 | 833 | 81 | 752 | 90.3% |
| Professional Services | 1,500 | 1,500 | - | 1,500 | 100.0% |
| Other Services & Charges | 53,873 | 53,873 | 21,040 | 32,833 | 60.9% |
| Other Expenses | 2,652 | 2,652 | 639 | 2,013 | 75.9% |
| Travel | 4,300 | 4,300 | - | 4,300 | 100.0% |
| Total | \$ 362,217 | \$ 362,217 | \$ 118,539 | \$ 243,678 | 67.3% |

| | Original FY 2019 / 20 Budget | Adjusted FY 2019 / 20 Budget | Year to Date Activity | Available Balance | Percent of Budget Available |
|--------------------------------------|------------------------------------|------------------------------------|--------------------------|----------------------|-----------------------------------|
| 3622 Justice of the Peace 2-2 | | | | | |
| Salaries | \$ 172,551 | \$ 172,551 | \$ 52,300 | \$ 120,251 | 69.7% |
| Salaries Overtime | 300 | 300 | - | 300 | 100.0% |
| Other Salary & Supplements | 15,460 | 15,460 | 4,154 | 11,306 | 73.1% |
| Employee Benefits | 67,625 | 67,625 | 26,993 | 40,632 | 60.1% |
| Other Personnel Expense | 3,900 | 3,900 | 1,300 | 2,600 | 66.7% |
| Office Expense & Supplies | 5,500 | 5,500 | 3,207 | 2,293 | 41.7% |
| Telephone & Utilities | 720 | 720 | 79 | 641 | 89.0% |
| Maintenance & Repair | 319 | 319 | 70 | 249 | 78.1% |
| Professional Services | 750 | 750 | 300 | 450 | 60.0% |
| Other Services & Charges | 955 | 955 | 120 | 835 | 87.4% |
| Other Expenses | 2,908 | 2,908 | 752 | 2,156 | 74.1% |
| Travel | 3,000 | 3,000 | 873 | 2,127 | 70.9% |
| Total | \$ 273,988 | \$ 273,988 | \$ 90,148 | \$ 183,840 | 67.1% |
| 3630 Justice of the Peace 3 | | | | | |
| Salaries | \$ 131,915 | \$ 131,915 | \$ 40,425 | \$ 91,490 | 69.4% |
| Other Salary & Supplements | 5,803 | 5,803 | 406 | 5,397 | 93.0% |
| Employee Benefits | 57,887 | 57,887 | 19,763 | 38,124 | 65.9% |
| Other Personnel Expense | 3,900 | 3,900 | 1,300 | 2,600 | 66.7% |
| Office Expense & Supplies | 3,450 | 3,450 | 1,488 | 1,962 | 56.9% |
| Maintenance & Repair | 350 | 350 | 75 | 275 | 78.6% |
| Professional Services | 2,200 | 2,200 | 300 | 1,900 | 86.4% |
| Other Services & Charges | 655 | 655 | 170 | 485 | 74.0% |
| Other Expenses | 2,009 | 2,009 | 496 | 1,513 | 75.3% |
| Travel | 4,500 | 4,500 | 1,282 | 3,218 | 71.5% |
| Total | \$ 212,669 | \$ 212,669 | \$ 65,705 | \$ 146,964 | 69.1% |

| | Original FY 2019 / 20 Budget | Adjusted FY 2019 / 20 Budget | Year to Date Activity | Available Balance | Percent of Budget Available |
|--------------------------------------|------------------------------------|------------------------------------|--------------------------|----------------------|-----------------------------------|
| 3640 Justice of the Peace 4 | | | | | |
| Salaries | \$ 135,325 | \$ 135,325 | \$ 41,690 | \$ 93,635 | 69.2% |
| Employee Benefits | 58,027 | 58,027 | 19,547 | 38,480 | 66.3% |
| Other Personnel Expense | 3,900 | 3,900 | 1,300 | 2,600 | 66.7% |
| Office Expense & Supplies | 2,225 | 2,225 | 978 | 1,247 | 56.0% |
| Professional Services | 450 | 450 | - | 450 | 100.0% |
| Other Services & Charges | 805 | 805 | 323 | 482 | 59.9% |
| Other Expenses | 6,131 | 6,131 | 1,574 | 4,557 | 74.3% |
| Travel | 1,794 | 1,794 | 260 | 1,534 | 85.5% |
| Total | \$ 208,657 | \$ 208,657 | \$ 65,671 | \$ 142,986 | 68.5% |
| 3650 Justice of the Peace 5-1 | | | | | |
| Salaries | \$ 176,524 | \$ 176,524 | \$ 43,582 | \$ 132,942 | 75.3% |
| Salaries Overtime | 500 | 500 | - | 500 | 100.0% |
| Other Salary & Supplements | 9,360 | 9,360 | 3,102 | 6,258 | 66.9% |
| Employee Benefits | 76,582 | 76,582 | 20,559 | 56,023 | 73.2% |
| Other Personnel Expense | 3,900 | 3,900 | 1,300 | 2,600 | 66.7% |
| Office Expense & Supplies | 5,600 | 5,600 | 2,017 | 3,583 | 64.0% |
| Maintenance & Repair | 500 | 500 | - | 500 | 100.0% |
| Professional Services | 1,000 | 1,000 | 150 | 850 | 85.0% |
| Special Personnel Services | 225 | 225 | - | 225 | 100.0% |
| Other Services & Charges | 175 | 175 | - | 175 | 100.0% |
| Other Expenses | 1,820 | 1,820 | 443 | 1,377 | 75.7% |
| Travel | 3,300 | 3,300 | 742 | 2,558 | 77.5% |
| Total | \$ 279,486 | \$ 279,486 | \$ 71,895 | \$ 207,591 | 74.3% |

| | Original FY 2019 / 20 Budget | Adjusted FY 2019 / 20 Budget | Year to Date Activity | Available Balance | Percent of Budget Available |
|--|------------------------------------|------------------------------------|--------------------------|----------------------|-----------------------------------|
| 3655 Justice of the Peace 5-2 | | | | | |
| Salaries | \$ 130,217 | \$ 130,217 | \$ 39,892 | \$ 90,325 | 69.4% |
| Salaries Overtime | - | - | - | - | 0.0% |
| Other Salary & Supplements | 1,260 | 1,260 | 369 | 891 | 70.7% |
| Employee Benefits | 73,197 | 73,197 | 25,207 | 47,990 | 65.6% |
| Other Personnel Expense | 3,900 | 3,900 | 1,300 | 2,600 | 66.7% |
| Office Expense & Supplies | 1,700 | 1,700 | 613 | 1,087 | 63.9% |
| Maintenance & Repair | 250 | 250 | - | 250 | 100.0% |
| Professional Services | 450 | 450 | 300 | 150 | 33.3% |
| Other Expenses | 1,501 | 1,501 | 236 | 1,265 | 84.3% |
| Travel | 2,680 | 2,680 | 504 | 2,176 | 81.2% |
| Total | \$ 215,645 | \$ 215,645 | \$ 68,542 | \$ 147,103 | 68.2% |
| 3890 Medical Examiner | | | | | |
| Salaries | \$ 832,811 | \$ 832,811 | \$ 242,654 | \$ 590,157 | 70.9% |
| Salaries Overtime | 10,000 | 10,000 | 5,788 | 4,212 | 42.1% |
| Other Salary & Supplements | 229,680 | 229,680 | 71,806 | 157,874 | 68.7% |
| Employee Benefits | 280,931 | 280,931 | 84,332 | 196,599 | 70.0% |
| Other Personnel Expense | 13,640 | 13,640 | 4,197 | 9,443 | 69.2% |
| Office Expense & Supplies | 17,005 | 17,005 | 6,475 | 10,530 | 61.9% |
| Telephone & Utilities | 3,000 | 3,000 | 473 | 2,527 | 84.2% |
| Maintenance & Repair | 600 | 2,448 | - | 2,448 | 100.0% |
| Professional Services | 145,000 | 143,152 | 8,624 | 134,528 | 94.0% |
| Other Services & Charges | 150,000 | 150,000 | 36,532 | 113,468 | 75.6% |
| Other Expenses | 5,440 | 5,440 | 1,406 | 4,034 | 74.2% |
| Travel | 18,000 | 18,000 | 7,988 | 10,012 | 55.6% |
| Total | \$ 1,706,107 | \$ 1,706,107 | \$ 470,276 | \$ 1,235,831 | 72.4% |
| Total Administration of Justice | \$ 24,343,501 | \$ 24,343,632 | \$ 6,827,635 | \$ 17,515,997 | 72.0% |

| | Original FY 2019 / 20 Budget | Adjusted FY 2019 / 20 Budget | Year to Date Activity | Available Balance | Percent of Budget Available |
|--|------------------------------------|------------------------------------|--------------------------|----------------------|-----------------------------------|
| Law Enforcement & Corrections | | | | | |
| 3520 District Attorney | | | | | |
| Salaries | \$ 3,560,731 | \$ 3,560,731 | \$ 998,654 | \$ 2,562,077 | 72.0% |
| Salaries Overtime | 10,000 | 10,000 | 2,613 | 7,387 | 73.9% |
| Other Salary & Supplements | 89,098 | 89,098 | 31,741 | 57,357 | 64.4% |
| Employee Benefits | 1,316,230 | 1,316,230 | 397,676 | 918,554 | 69.8% |
| Other Personnel Expense | 24,126 | 24,126 | 6,999 | 17,127 | 71.0% |
| Office Expense & Supplies | 79,000 | 79,000 | 17,101 | 61,899 | 78.4% |
| Telephone & Utilities | 6,000 | 6,000 | 394 | 5,606 | 93.4% |
| Maintenance & Repair | 19,200 | 19,200 | 2,813 | 16,387 | 85.4% |
| Professional Services | 44,328 | 44,652 | 10,745 | 33,907 | 75.9% |
| Special Personnel Services | 19,500 | 19,500 | 1,694 | 17,806 | 91.3% |
| Other Services & Charges | 23,310 | 23,310 | 1,576 | 21,734 | 93.2% |
| Other Expenses | 47,124 | 47,124 | 10,236 | 36,888 | 78.3% |
| Travel | 32,000 | 32,000 | 7,494 | 24,506 | 76.6% |
| Total | \$ 5,270,647 | \$ 5,270,971 | \$ 1,489,736 | \$ 3,781,235 | 71.7% |
| 3700 County Sheriff | | | | | |
| Salaries | \$ 3,110,366 | \$ 3,110,366 | \$ 854,183 | \$ 2,256,183 | 72.5% |
| Salaries Overtime | 95,000 | 95,000 | 43,549 | 51,451 | 54.2% |
| Other Salary & Supplements | 126,434 | 126,434 | 59,464 | 66,970 | 53.0% |
| Employee Benefits | 1,321,691 | 1,321,691 | 441,397 | 880,294 | 66.6% |
| Other Personnel Expense | - | - | 52 | (52) | 0.0% |
| Office Expense & Supplies | 47,500 | 47,500 | 16,736 | 30,764 | 64.8% |
| Telephone & Utilities | 79,119 | 79,119 | 13,404 | 65,715 | 83.1% |
| Maintenance & Repair | 358,000 | 358,000 | 65,308 | 292,692 | 81.8% |
| Professional Services | 32,000 | 32,000 | 7,032 | 24,969 | 78.0% |
| Special Personnel Services | 5,000 | 5,000 | - | 5,000 | 100.0% |
| Other Services & Charges | 1,456,882 | 1,456,882 | 51,388 | 1,405,494 | 96.5% |
| Other Expenses | 27,646 | 27,646 | 6,102 | 21,544 | 77.9% |
| Travel | 4,652 | 4,652 | 3,731 | 921 | 19.8% |
| Total | \$ 6,664,290 | \$ 6,664,290 | \$ 1,562,594 | \$ 5,101,696 | 76.6% |

| | Original FY 2019 / 20 Budget | Adjusted FY 2019 / 20 Budget | Year to Date Activity | Available Balance | Percent of Budget Available |
|------------------------------|------------------------------------|------------------------------------|--------------------------|----------------------|-----------------------------------|
| 3710 ID Jail Division | | | | | |
| Salaries | \$ 591,882 | \$ 591,882 | \$ 159,236 | \$ 432,646 | 73.1% |
| Salaries Overtime | 25,000 | 25,000 | 18,227 | 6,773 | 27.1% |
| Other Salary & Supplements | 9,780 | 9,780 | 3,009 | 6,771 | 69.2% |
| Employee Benefits | 258,485 | 258,485 | 88,596 | 169,889 | 65.7% |
| Office Expense & Supplies | 20,000 | 20,000 | 4,705 | 15,295 | 76.5% |
| Maintenance & Repair | 500 | 500 | - | 500 | 100.0% |
| Professional Services | 500 | 500 | - | 500 | 100.0% |
| Other Services & Charges | 500 | 500 | - | 500 | 100.0% |
| Other Expenses | 3,181 | 3,181 | 845 | 2,336 | 73.4% |
| Travel | 700 | 700 | - | 700 | 100.0% |
| Total | \$ 910,528 | \$ 910,528 | \$ 274,619 | \$ 635,909 | 69.8% |
| 3720 Jail | | | | | |
| Salaries | \$ 10,114,411 | \$ 10,114,411 | \$ 2,466,352 | \$ 7,648,059 | 75.6% |
| Salaries Overtime | 719,000 | 719,000 | 838,454 | (119,454) | -16.6% |
| Other Salary & Supplements | 248,116 | 248,116 | 103,823 | 144,293 | 58.2% |
| Employee Benefits | 4,473,431 | 4,473,431 | 1,537,640 | 2,935,791 | 65.6% |
| Other Personnel Expense | - | - | 2,148 | (2,148) | 0.0% |
| Office Expense & Supplies | 186,000 | 183,000 | 74,087 | 108,913 | 59.5% |
| Food & Kitchen Expenses | 1,485,000 | 1,485,000 | 409,717 | 1,075,283 | 72.4% |
| Telephone & Utilities | 3,000 | 3,000 | 384 | 2,616 | 87.2% |
| Maintenance & Repair | 126,500 | 129,500 | 33,607 | 95,893 | 74.0% |
| Professional Services | 3,000 | 3,000 | - | 3,000 | 100.0% |
| Special Personnel Services | 4,000 | 4,000 | - | 4,000 | 100.0% |
| Other Services & Charges | 181,665 | 181,665 | 51,992 | 129,673 | 71.4% |
| Other Expenses | 42,262 | 42,262 | 10,429 | 31,833 | 75.3% |
| Travel | 1,800 | 1,800 | - | 1,800 | 100.0% |
| Total | \$ 17,588,185 | \$ 17,588,185 | \$ 5,528,632 | \$ 12,059,553 | 68.6% |

| | Original FY 2019 / 20 Budget | Adjusted FY 2019 / 20 Budget | Year to Date Activity | Available Balance | Percent of Budget Available |
|----------------------------|------------------------------------|------------------------------------|--------------------------|----------------------|-----------------------------------|
| 3810 Constable 1 | | | | | |
| Salaries | \$ 512,312 | \$ 512,312 | \$ 156,502 | \$ 355,810 | 69.5% |
| Salaries Overtime | - | - | 3,443 | (3,443) | 0.0% |
| Other Salary & Supplements | 30,659 | 30,659 | 9,434 | 21,225 | 69.2% |
| Employee Benefits | 224,706 | 224,706 | 80,309 | 144,397 | 64.3% |
| Other Personnel Expense | 7,020 | 7,020 | 2,340 | 4,680 | 66.7% |
| Office Expense & Supplies | 5,100 | 5,100 | 2,012 | 3,088 | 60.6% |
| Telephone & Utilities | 1,550 | 1,550 | 394 | 1,156 | 74.6% |
| Maintenance & Repair | 56,528 | 56,528 | 17,846 | 38,682 | 68.4% |
| Professional Services | - | - | - | - | 0.0% |
| Other Services & Charges | 10,076 | 10,076 | 5,606 | 4,470 | 44.4% |
| Other Expenses | 1,883 | 1,883 | 524 | 1,359 | 72.2% |
| Total | \$ 849,834 | \$ 849,834 | \$ 278,409 | \$ 571,425 | 67.2% |
| 3820 Constable 2 | | | | | |
| Salaries | \$ 500,736 | \$ 500,736 | \$ 143,618 | \$ 357,118 | 71.3% |
| Other Salary & Supplements | 27,680 | 27,680 | 8,932 | 18,748 | 67.7% |
| Employee Benefits | 233,125 | 233,125 | 86,355 | 146,770 | 63.0% |
| Other Personnel Expense | 7,020 | 7,020 | 2,340 | 4,680 | 66.7% |
| Office Expense & Supplies | 5,743 | 5,743 | 1,415 | 4,328 | 75.4% |
| Telephone & Utilities | 1,950 | 1,950 | 473 | 1,477 | 75.7% |
| Maintenance & Repair | 54,338 | 54,338 | 10,872 | 43,466 | 80.0% |
| Professional Services | 1,900 | 1,900 | 384 | 1,516 | 79.8% |
| Other Services & Charges | 7,756 | 7,756 | 2,570 | 5,186 | 66.9% |
| Other Expenses | 2,074 | 2,074 | 573 | 1,501 | 72.4% |
| Travel | 750 | 750 | - | 750 | 100.0% |
| Total | \$ 843,072 | \$ 843,072 | \$ 257,533 | \$ 585,539 | 69.5% |

| | Original FY 2019 / 20 Budget | Adjusted FY 2019 / 20 Budget | Year to Date Activity | Available Balance | Percent of Budget Available |
|----------------------------|------------------------------------|------------------------------------|--------------------------|----------------------|-----------------------------------|
| 3830 Constable 3 | | | | | |
| Salaries | \$ 345,191 | \$ 345,191 | \$ 104,735 | \$ 240,456 | 69.7% |
| Salaries Overtime | 9,500 | 9,500 | - | 9,500 | 100.0% |
| Other Salary & Supplements | 16,300 | 16,300 | 6,406 | 9,894 | 60.7% |
| Employee Benefits | 161,178 | 161,178 | 54,727 | 106,451 | 66.0% |
| Other Personnel Expense | 7,020 | 7,020 | 2,340 | 4,680 | 66.7% |
| Office Expense & Supplies | 1,800 | 1,800 | 422 | 1,378 | 76.5% |
| Telephone & Utilities | 1,910 | 1,910 | 315 | 1,595 | 83.5% |
| Maintenance & Repair | 44,500 | 44,500 | 10,637 | 33,863 | 76.1% |
| Professional Services | 1,000 | 1,000 | - | 1,000 | 100.0% |
| Other Services & Charges | 8,643 | 8,643 | 2,288 | 6,355 | 73.5% |
| Other Expenses | 1,667 | 1,667 | 471 | 1,196 | 71.7% |
| Travel | 1,100 | 1,100 | - | 1,100 | 100.0% |
| Total | \$ 599,809 | \$ 599,809 | \$ 182,342 | \$ 417,467 | 69.6% |
| 3840 Constable 4 | | | | | |
| Salaries | \$ 387,995 | \$ 387,995 | \$ 117,447 | \$ 270,548 | 69.7% |
| Salaries Overtime | 4,000 | 4,000 | 569 | 3,431 | 85.8% |
| Other Salary & Supplements | 19,500 | 19,500 | 6,778 | 12,722 | 65.2% |
| Employee Benefits | 197,725 | 197,725 | 68,432 | 129,293 | 65.4% |
| Other Personnel Expense | 7,020 | 7,020 | 2,340 | 4,680 | 66.7% |
| Office Expense & Supplies | 2,200 | 2,200 | 466 | 1,734 | 78.8% |
| Food & Kitchen Expenses | 100 | 100 | - | 100 | 100.0% |
| Telephone & Utilities | 2,000 | 2,000 | 315 | 1,685 | 84.2% |
| Maintenance & Repair | 45,657 | 45,657 | 3,806 | 41,851 | 91.7% |
| Professional Services | 1,000 | 1,000 | - | 1,000 | 100.0% |
| Other Services & Charges | 5,089 | 5,089 | 2,950 | 2,139 | 42.0% |
| Other Expenses | - | - | - | - | 0.0% |
| Total | \$ 673,286 | \$ 673,286 | \$ 203,103 | \$ 470,183 | 69.8% |

| | Original FY 2019 / 20 Budget | Adjusted FY 2019 / 20 Budget | Year to Date Activity | Available Balance | Percent of Budget Available |
|--|------------------------------------|------------------------------------|--------------------------|----------------------|-----------------------------------|
| 3850 Constable 5 | | | | | |
| Salaries | \$ 626,588 | \$ 626,588 | \$ 188,664 | \$ 437,924 | 69.9% |
| Salaries Overtime | 6,338 | 6,338 | 557 | 5,781 | 91.2% |
| Other Salary & Supplements | 35,239 | 35,239 | 12,532 | 22,707 | 64.4% |
| Employee Benefits | 305,017 | 305,017 | 104,002 | 201,015 | 65.9% |
| Office Expense & Supplies | 6,200 | 6,200 | 649 | 5,551 | 89.5% |
| Telephone & Utilities | 3,600 | 3,600 | 631 | 2,969 | 82.5% |
| Maintenance & Repair | 81,240 | 83,240 | 17,149 | 66,091 | 79.4% |
| Professional Services | 1,500 | 1,500 | 400 | 1,100 | 73.3% |
| Other Services & Charges | 30,734 | 28,734 | 4,719 | 24,015 | 83.6% |
| Other Expenses | 2,959 | 2,959 | 791 | 2,168 | 73.3% |
| Travel | 3,200 | 3,200 | 442 | 2,758 | 86.2% |
| Total | <u>\$ 1,102,615</u> | <u>\$ 1,102,615</u> | <u>\$ 330,535</u> | <u>\$ 772,080</u> | <u>70.0%</u> |
| Total Law Enforcement & Corrections | <u>\$ 34,502,266</u> | <u>\$ 34,502,590</u> | <u>\$ 10,107,503</u> | <u>\$ 24,395,087</u> | <u>70.7%</u> |
| Social Services | | | | | |
| 4110 Social Services-Administration | | | | | |
| Salaries | \$ 755,997 | \$ 755,997 | \$ 206,260 | \$ 549,737 | 72.7% |
| Salaries Overtime | - | - | - | - | 0.0% |
| Other Salary & Supplements | 3,720 | 3,720 | 1,145 | 2,575 | 69.2% |
| Employee Benefits | 294,432 | 294,432 | 88,085 | 206,347 | 70.1% |
| Other Personnel Expense | 14,401 | 14,401 | 5,705 | 8,696 | 60.4% |
| Office Expense & Supplies | 8,100 | 7,400 | 1,089 | 6,311 | 85.3% |
| Telephone & Utilities | 1,700 | 1,700 | 158 | 1,542 | 90.7% |
| Maintenance & Repair | 1,000 | 1,000 | - | 1,000 | 100.0% |
| Professional Services | 26,511 | 26,511 | - | 26,511 | 100.0% |
| Special Personnel Services | - | - | - | - | 0.0% |
| Other Services & Charges | 38,333 | 39,033 | 13,131 | 25,902 | 66.4% |
| Other Expenses | 9,626 | 9,626 | 2,194 | 7,432 | 77.2% |
| Travel | 1,100 | 1,100 | - | 1,100 | 100.0% |
| Total | <u>\$ 1,154,920</u> | <u>\$ 1,154,920</u> | <u>\$ 317,767</u> | <u>\$ 837,153</u> | <u>72.5%</u> |
| 4120 Direct Social Services | | | | | |
| Office Expense & Supplies | \$ - | - | 55 | (55) | 0.0% |
| Food & Kitchen Expenses | 38,000 | 38,000 | 6,004 | 31,996 | 84.2% |
| Telephone & Utilities | 202,170 | 202,170 | 43,521 | 158,649 | 78.5% |
| Other Services & Charges | 324,844 | 324,844 | 87,865 | 236,979 | 73.0% |
| Total | <u>\$ 565,014</u> | <u>\$ 565,014</u> | <u>\$ 137,445</u> | <u>\$ 427,569</u> | <u>75.7%</u> |

| | Original FY 2019 / 20 Budget | Adjusted FY 2019 / 20 Budget | Year to Date Activity | Available Balance | Percent of Budget Available |
|--|------------------------------------|------------------------------------|--------------------------|----------------------|-----------------------------------|
| 4130 Children Protective Services | | | | | |
| Salaries | \$ 31,803 | \$ 31,803 | \$ 9,052 | \$ 22,751 | 71.5% |
| Employee Benefits | 18,916 | 18,916 | 6,359 | 12,557 | 66.4% |
| Office Expense & Supplies | 1,520 | 1,520 | 3 | 1,517 | 99.8% |
| Maintenance & Repair | 290 | 290 | - | 290 | 100.0% |
| Professional Services | 400 | 400 | - | 400 | 100.0% |
| Other Services & Charges | 60,000 | 60,000 | 6,588 | 53,412 | 89.0% |
| Travel | 1,000 | 1,000 | (491) | 1,491 | 149.1% |
| Total | \$ 113,929 | \$ 113,929 | \$ 21,511 | \$ 92,418 | 81.1% |
| 4190 Senior Community Services | | | | | |
| Salaries | \$ 538,867 | \$ 538,867 | \$ 152,555 | \$ 386,312 | 71.7% |
| Salaries Overtime | 1,000 | 1,000 | - | 1,000 | 100.0% |
| Other Salary & Supplements | 29,700 | 29,700 | 6,178 | 23,522 | 79.2% |
| Employee Benefits | 244,534 | 244,534 | 82,070 | 162,464 | 66.4% |
| Office Expense & Supplies | 9,500 | 9,500 | 4,085 | 5,415 | 57.0% |
| Food & Kitchen Expenses | 160,000 | 160,000 | 42,048 | 117,952 | 73.7% |
| Telephone & Utilities | 5,020 | 5,020 | 1,128 | 3,892 | 77.5% |
| Maintenance & Repair | 38,500 | 38,500 | 11,072 | 27,428 | 71.2% |
| Professional Services | 900 | 900 | - | 900 | 100.0% |
| Other Services & Charges | 6,435 | 6,435 | 1,828 | 4,607 | 71.6% |
| Other Expenses | 5,058 | 5,058 | 1,289 | 3,769 | 74.5% |
| Total | \$ 1,039,514 | \$ 1,039,514 | \$ 302,253 | \$ 737,261 | 70.9% |
| 4195 Hilltop Community Services | | | | | |
| Salaries | \$ 39,291 | \$ 39,291 | \$ 11,195 | \$ 28,096 | 71.5% |
| Other Salary & Supplements | - | - | 185 | (185) | 0.0% |
| Employee Benefits | 16,640 | 16,640 | 5,354 | 11,286 | 67.8% |
| Office Expense & Supplies | 2,500 | 2,500 | 862 | 1,638 | 65.5% |
| Maintenance & Repair | 300 | 300 | - | 300 | 100.0% |
| Professional Services | 450 | 450 | 380 | 70 | 15.6% |
| Other Expenses | 1,208 | 1,208 | 334 | 874 | 72.3% |
| Total | \$ 60,389 | \$ 60,389 | \$ 18,310 | \$ 42,079 | 69.7% |
| 4300 Social Mental Services | | | | | |
| Special Personnel Services | 43,847 | 43,847 | 550 | 43,297 | 98.7% |
| Other Services & Charges | 98,214 | 108,214 | 2,336 | 105,878 | 97.8% |
| Total | \$ 142,061 | \$ 152,061 | \$ 2,886 | \$ 149,175 | 98.1% |
| Total Social Services | \$ 3,075,827 | \$ 3,085,827 | \$ 800,173 | \$ 2,285,654 | 74.1% |

| | Original FY 2019 / 20 Budget | Adjusted FY 2019 / 20 Budget | Year to Date Activity | Available Balance | Percent of Budget Available |
|--|------------------------------------|------------------------------------|--------------------------|----------------------|-----------------------------------|
| Health, Safety & Sanitation | | | | | |
| 5100 Emergency Services | | | | | |
| Other Services & Charges | \$ 39,540 | \$ 39,540 | \$ 10,000 | \$ 29,540 | 74.7% |
| Total | \$ 39,540 | \$ 39,540 | \$ 10,000 | \$ 29,540 | 74.7% |
| 5105 Emergency Management | | | | | |
| Salaries | \$ 140,213 | \$ 140,213 | \$ 32,981 | \$ 107,232 | 76.5% |
| Salaries Overtime | 500 | 500 | - | 500 | 100.0% |
| Employee Benefits | 47,807 | 47,807 | 14,657 | 33,150 | 69.3% |
| Office Expense & Supplies | 4,575 | 4,575 | 1,252 | 3,323 | 72.6% |
| Food & Kitchen Expenses | - | - | 287 | (287) | 0.0% |
| Telephone & Utilities | 19,500 | 19,500 | 2,744 | 16,756 | 85.9% |
| Maintenance & Repair | 6,500 | 6,500 | 376 | 6,124 | 94.2% |
| Professional Services | 3,500 | 3,500 | 375 | 3,125 | 89.3% |
| Other Services & Charges | 26,156 | 26,156 | 20,100 | 6,056 | 23.2% |
| Other Expenses | 650 | 650 | - | 650 | 100.0% |
| Travel | 6,000 | 6,000 | - | 6,000 | 100.0% |
| Total | \$ 255,401 | \$ 255,401 | \$ 72,773 | \$ 182,628 | 71.5% |
| 5200 911 Program | | | | | |
| Salaries | \$ 33,543 | \$ 33,543 | \$ 9,925 | \$ 23,618 | 70.4% |
| Salaries Overtime | - | - | - | - | 0.0% |
| Other Salary & Supplements | 840 | 840 | 258 | 582 | 69.2% |
| Employee Benefits | 15,558 | 15,558 | 5,116 | 10,442 | 67.1% |
| Office Expense & Supplies | 523 | 523 | - | 523 | 100.0% |
| Telephone & Utilities | 420 | 420 | - | 420 | 100.0% |
| Maintenance & Repair | 1,100 | 1,100 | 44 | 1,056 | 96.0% |
| Professional Services | 700 | 700 | - | 700 | 100.0% |
| Other Services & Charges | 566 | 566 | 352 | 214 | 37.8% |
| Travel | 600 | 600 | - | 600 | 100.0% |
| Total | \$ 53,850 | \$ 53,850 | \$ 15,696 | \$ 38,154 | 70.9% |

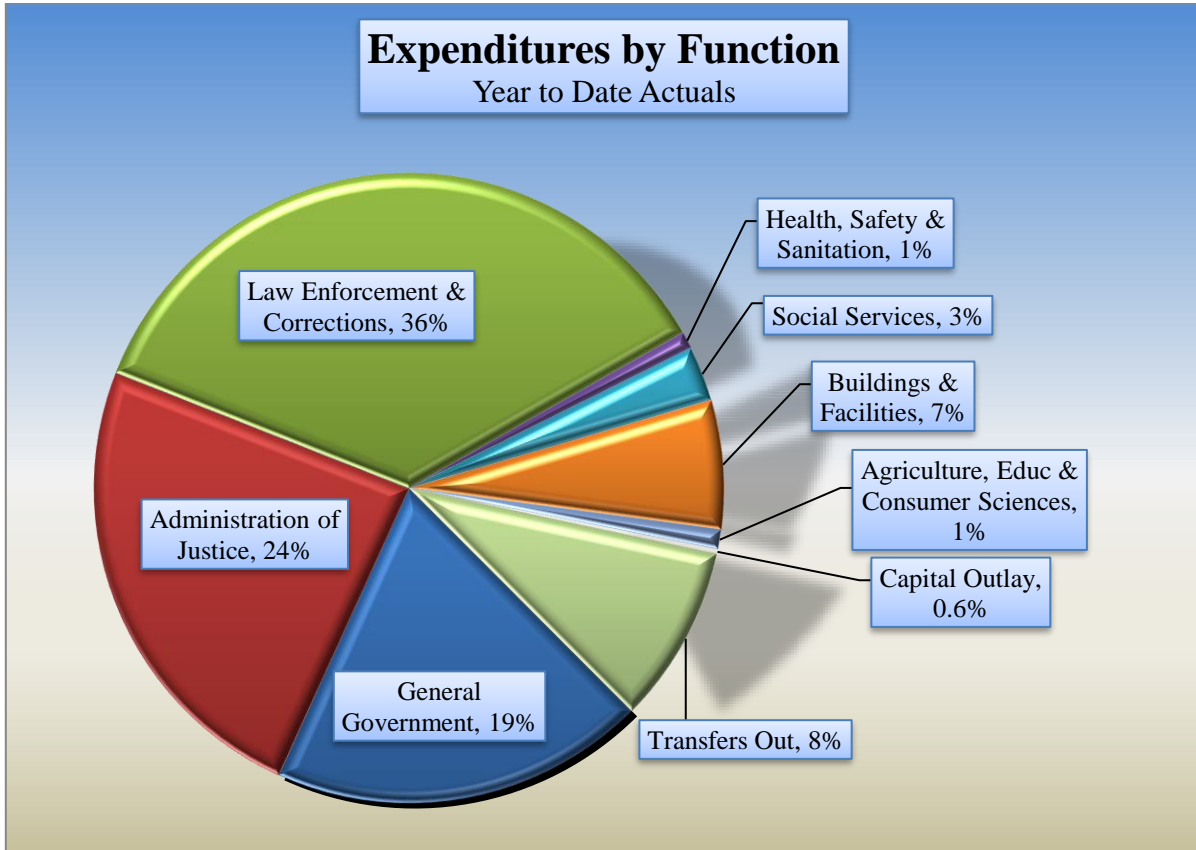
| | Original FY 2019 / 20 Budget | Adjusted FY 2019 / 20 Budget | Year to Date Activity | Available Balance | Percent of Budget Available |
|--|------------------------------------|------------------------------------|--------------------------|----------------------|-----------------------------------|
| 5220 Environmental Enforcement | | | | | |
| Salaries | \$ 78,603 | \$ 78,603 | \$ 22,325 | \$ 56,278 | 71.6% |
| Salaries Overtime | 1,000 | 1,000 | - | 1,000 | 100.0% |
| Other Salary & Supplements | 780 | 780 | 240 | 540 | 69.2% |
| Employee Benefits | 26,923 | 26,923 | 8,811 | 18,112 | 67.3% |
| Office Expense & Supplies | 775 | 775 | 244 | 531 | 68.5% |
| Telephone & Utilities | 10,000 | 10,000 | 4,016 | 5,984 | 59.8% |
| Maintenance & Repair | 10,000 | 10,000 | 1,209 | 8,791 | 87.9% |
| Professional Services | 11,575 | 11,575 | 4,733 | 6,842 | 59.1% |
| Other Services & Charges | 2,056 | 2,056 | 501 | 1,555 | 75.6% |
| Travel | 2,088 | 2,088 | 110 | 1,978 | 94.7% |
| Total | \$ 143,800 | \$ 143,800 | \$ 42,190 | \$ 101,610 | 70.7% |
| 5330 Animal Control | | | | | |
| Salaries | \$ 215,301 | \$ 215,301 | \$ 59,952 | \$ 155,349 | 72.2% |
| Salaries Overtime | 6,500 | 6,500 | 1,308 | 5,192 | 79.9% |
| Other Salary & Supplements | 1,560 | 1,560 | 480 | 1,080 | 69.2% |
| Employee Benefits | 101,480 | 101,480 | 32,044 | 69,436 | 68.4% |
| Office Expense & Supplies | 2,750 | 2,750 | 700 | 2,050 | 74.5% |
| Food & Kitchen Expenses | 2,500 | 2,500 | 58 | 2,442 | 97.7% |
| Telephone & Utilities | 6,500 | 6,500 | 368 | 6,132 | 94.3% |
| Maintenance & Repair | 32,499 | 32,499 | 4,654 | 27,845 | 85.7% |
| Professional Services | 1,350 | 1,350 | 501 | 849 | 62.9% |
| Other Services & Charges | 15,143 | 15,143 | 3,009 | 12,134 | 80.1% |
| Other Expenses | 1,143 | 1,143 | 309 | 834 | 72.9% |
| Travel | 1,000 | 1,000 | - | 1,000 | 100.0% |
| Total | \$ 387,726 | \$ 387,726 | \$ 103,384 | \$ 284,342 | 73.3% |
| Total Health, Safety & Sanitation | \$ 880,317 | \$ 880,317 | \$ 244,043 | \$ 636,274 | 72.3% |

| | Original FY 2019 / 20 Budget | Adjusted FY 2019 / 20 Budget | Year to Date Activity | Available Balance | Percent of Budget Available |
|---|------------------------------------|------------------------------------|--------------------------|----------------------|-----------------------------------|
| Agriculture, Educ & Consumer Scs | | | | | |
| 6110 Agricultural Extension | | | | | |
| Salaries | \$ 135,200 | \$ 135,200 | \$ 34,188 | \$ 101,012 | 74.7% |
| Salaries Overtime | - | - | 33 | (33) | 0.0% |
| Other Salary & Supplements | 54,015 | 54,015 | 16,804 | 37,211 | 68.9% |
| Employee Benefits | 66,869 | 66,869 | 19,003 | 47,866 | 71.6% |
| Office Expense & Supplies | 4,850 | 4,850 | 1,028 | 3,822 | 78.8% |
| Telephone & Utilities | 2,200 | 2,200 | 394 | 1,806 | 82.1% |
| Maintenance & Repair | 14,900 | 14,900 | 2,675 | 12,225 | 82.0% |
| Professional Services | 1,500 | 1,500 | 50 | 1,450 | 96.7% |
| Other Services & Charges | 7,136 | 7,136 | 4,138 | 2,998 | 42.0% |
| Other Expenses | 5,891 | 5,891 | 1,503 | 4,388 | 74.5% |
| Travel | 12,000 | 12,000 | 778 | 11,222 | 93.5% |
| Total | \$ 304,561 | \$ 304,561 | \$ 80,594 | \$ 223,967 | 73.5% |
| 6210 Family & Consumer Sciences | | | | | |
| Salaries | \$ 33,925 | \$ 33,925 | \$ 9,620 | \$ 24,305 | 71.6% |
| Salaries Overtime | - | - | - | - | 0.0% |
| Other Salary & Supplements | 20,975 | 20,975 | 6,616 | 14,359 | 68.5% |
| Employee Benefits | 20,252 | 20,252 | 5,586 | 14,666 | 72.4% |
| Office Expense & Supplies | 2,750 | 2,750 | 1,003 | 1,747 | 63.5% |
| Food & Kitchen Expenses | 300 | 300 | - | 300 | 100.0% |
| Telephone & Utilities | 2,700 | 2,700 | 520 | 2,181 | 80.8% |
| Maintenance & Repair | 5,000 | 5,000 | 824 | 4,176 | 83.5% |
| Professional Services | 1,000 | 1,000 | - | 1,000 | 100.0% |
| Other Services & Charges | 806 | 806 | 270 | 536 | 66.5% |
| Other Expenses | 5,891 | 5,891 | 1,503 | 4,388 | 74.5% |
| Travel | 3,000 | 3,000 | 1,293 | 1,707 | 56.9% |
| Total | \$ 96,599 | \$ 96,599 | \$ 27,233 | \$ 69,366 | 71.8% |

| | Original FY 2019 / 20 Budget | Adjusted FY 2019 / 20 Budget | Year to Date Activity | Available Balance | Percent of Budget Available |
|---|------------------------------------|------------------------------------|--------------------------|----------------------|-----------------------------------|
| 6310 County Library | | | | | |
| Salaries | \$ 296,504 | \$ 296,504 | \$ 83,967 | \$ 212,537 | 71.7% |
| Other Salary & Supplements | 42,105 | 42,105 | 11,946 | 30,159 | 71.6% |
| Employee Benefits | 130,180 | 130,180 | 42,230 | 87,950 | 67.6% |
| Other Personnel Expense | 17,500 | 17,500 | 3,432 | 14,068 | 80.4% |
| Office Expense & Supplies | 25,000 | 24,000 | 5,710 | 18,290 | 76.2% |
| Telephone & Utilities | 1,600 | 1,600 | 118 | 1,482 | 92.6% |
| Maintenance & Repair | 4,000 | 4,000 | 280 | 3,720 | 93.0% |
| Professional Services | 23,000 | 24,775 | 8,125 | 16,650 | 67.2% |
| Other Services & Charges | 63,000 | 61,000 | 15,030 | 45,970 | 75.4% |
| Other Expenses | 7,362 | 7,362 | 2,449 | 4,913 | 66.7% |
| Travel | 5,500 | 6,725 | 3,145 | 3,580 | 53.2% |
| Total | <u>\$ 615,751</u> | <u>\$ 615,751</u> | <u>\$ 176,431</u> | <u>\$ 439,320</u> | <u>71.3%</u> |
| Total Agriculture, Education & Consumer Sciences | <u>\$ 1,016,911</u> | <u>\$ 1,016,911</u> | <u>\$ 284,259</u> | <u>\$ 732,652</u> | <u>72.0%</u> |
| Capital Outlay | | | | | |
| 1900 Capital Outlay | | | | | |
| Office Expense & Supplies | \$ 145,000 | \$ 145,000 | \$ 15,612 | \$ 129,388 | 89.2% |
| Maintenance & Repair | 85,000 | 85,000 | 32 | 84,968 | 100.0% |
| Professional Services | - | - | - | - | 0.0% |
| Reserve Appropriations | 237,695 | 237,695 | - | 237,695 | 100.0% |
| Capital Outlay | 590,000 | 590,000 | 51,707 | 538,293 | 91.2% |
| Total | <u>\$ 1,057,695</u> | <u>\$ 1,057,695</u> | <u>\$ 67,350</u> | <u>\$ 990,345</u> | <u>93.6%</u> |
| Total Capital Outlay | <u>\$ 1,057,695</u> | <u>\$ 1,057,695</u> | <u>\$ 67,350</u> | <u>\$ 990,345</u> | <u>93.6%</u> |
| Transfers Out | | | | | |
| 9110 Transfers | | | | | |
| Operating Transfers-Out | \$ 9,100,936 | \$ 9,100,936 | \$ 2,584,850 | \$ 6,516,086 | 71.6% |
| Total | <u>\$ 9,100,936</u> | <u>\$ 9,100,936</u> | <u>\$ 2,584,850</u> | <u>\$ 6,516,086</u> | <u>71.6%</u> |
| Total Transfers Out | <u>\$ 9,100,936</u> | <u>\$ 9,100,936</u> | <u>\$ 2,584,850</u> | <u>\$ 6,516,086</u> | <u>71.6%</u> |
| Grand Total General Fund | <u>\$</u> | <u>\$</u> | <u>\$ 28,225,828</u> | <u>\$ 76,820,068</u> | <u>73.1%</u> |

**Nueces County, Texas
General Fund
January 31, 2020**

**General Fund Expenditures by Function
Year to Date Actuals**



| Function | Year to Date Actuals | Percent of Total |
|---------------------------------------|-----------------------------|-------------------------|
| General Government | \$5,445,804 | 19% |
| Administration of Justice | 6,827,635 | 24% |
| Law Enforcement & Corrections | 10,107,503 | 36% |
| Health, Safety & Sanitation | 244,043 | 1% |
| Social Services | 800,173 | 3% |
| Buildings & Facilities | 1,864,211 | 7% |
| Agriculture, Educ & Consumer Sciences | 284,259 | 1% |
| Capital Outlay | 67,350 | 0% |
| Transfers Out | 2,584,850 | 9% |
| Total | \$28,225,828 | 100% |

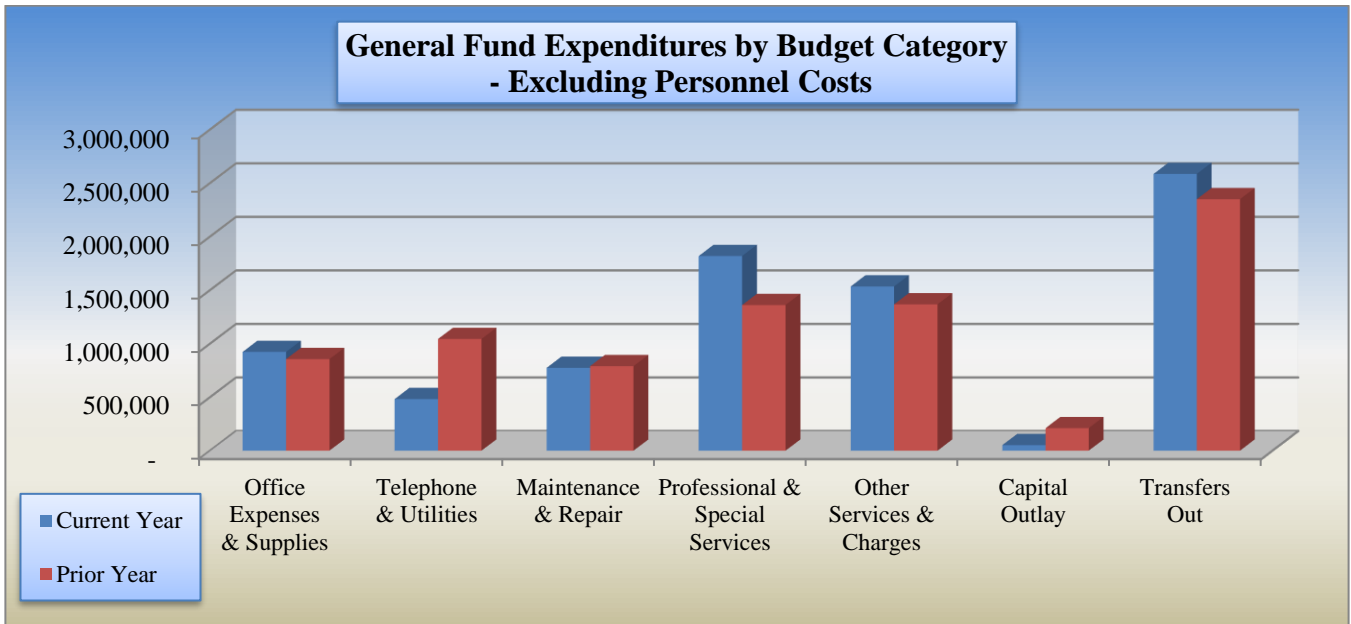
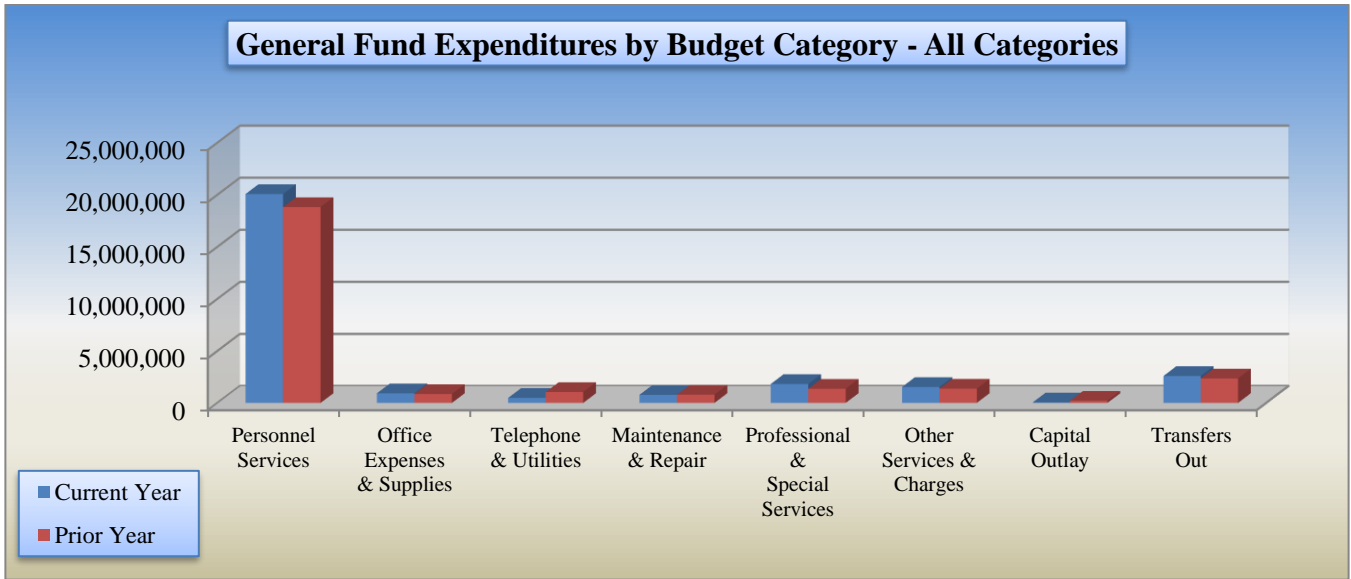
Nueces County, Texas
Comparison of Current Year to Prior Year Expenditures
General Fund
January 2019 vs January 2020

| | 2019 - 2020 Fiscal Year to Date <u>Actual</u> | 2018 - 2019 Prior Year to Date <u>Actual</u> | Increase (Decrease) | Current to Prior Year Percentage Change |
|--|--|---|----------------------------|--|
| Salaries and Supplements | \$ 13,834,630 | \$ 12,930,695 | \$ 903,934 | 7.0% |
| Employee Benefits | 6,091,182 | 5,780,844 | 310,338 | 5.4% |
| Other Personnel Expense | 134,043 | 101,545 | 32,498 | 32.0% |
| Office Expense & Supplies | 376,835 | 397,350 | (20,515) | -5.2% |
| Food & Kitchen Expenses | 545,259 | 457,948 | 87,311 | 19.1% |
| Telephone & Utilities | 482,120 | 1,043,131 | (561,011) | -53.8% |
| Maint & Repair | 773,725 | 789,181 | (15,457) | -2.0% |
| Professional Services | 938,968 | 281,619 | 657,349 | 233.4% |
| Special Personnel Services | 878,971 | 1,078,499 | (199,529) | -18.5% |
| Other Services & Charges | 1,354,170 | 1,165,066 | 189,104 | 16.2% |
| Other Expense | 107,447 | 134,909 | (27,462) | -20.4% |
| Travel | 71,921 | 66,918 | 5,002 | 7.5% |
| Capital Outlay | 51,707 | 210,141 | (158,434) | -75.4% |
| Transfer to Other Funds | 2,584,850 | 2,348,869 | 235,981 | 10.0% |
| Total General Fund Expenditures | \$ <u>28,225,828</u> | \$ <u>26,786,716</u> | \$ <u>1,439,112</u> | 5.4% |

| | Personnel Services | Office Expenses & Supplies | Telephone & Utilities | Maintenance & Repair | Professional & Special Services | Other Services & Charges | Capital Outlay | Transfers Out | Total |
|--------------|-----------------------|----------------------------------|--------------------------|-------------------------|------------------------------------|--------------------------------|-------------------|------------------|------------|
| Current Year | 20,059,855 | 922,094 | 482,120 | 773,725 | 1,817,939 | 1,533,538 | 51,707 | 2,584,850 | 28,225,828 |
| Prior Year | 18,813,085 | 855,298 | 1,043,131 | 789,181 | 1,360,119 | 1,366,893 | 210,141 | 2,348,869 | 26,786,716 |

**Nueces County, Texas
General Fund
January 31, 2020**

**General Fund 2 Year Comparison
Year to Date Actuals**



Nueces County, Texas
Statement of Expenditures Budget to Actual
Road and Bridge Fund
January 31, 2020

| | Original FY 2019/20 Budget | Adjusted FY 2019/20 Budget | Year to Date Activity | Available Balance | Percent of Budget Available |
|--|----------------------------------|----------------------------------|-----------------------------|----------------------|-----------------------------------|
| <u>Road & Bridge</u> | | | | | |
| Salaries | \$ 2,911,093 | \$ 2,911,093 | \$ 648,262 | \$ 2,262,831 | 78% |
| Employee Benefits | 1,234,847 | 1,234,847 | 361,274 | 873,573 | 71% |
| Other Personnel Expense | 10,688 | 10,688 | 1,664 | 9,024 | 84% |
| Office Expense & Supplies | 16,186 | 30,286 | 26,804 | 3,482 | 11% |
| Food & Kitchen Expenses | - | - | - | - | 0% |
| Telephone & Utilities | 111,632 | 111,632 | 10,101 | 101,531 | 91% |
| Maint & Repair -Equip & Gasoline & Fuel | 395,000 | 395,000 | 129,318 | 265,682 | 67% |
| Maint & Repair -Bldgs & Grounds | 325,000 | 325,000 | 25,166 | 299,834 | 92% |
| Maint & Repair -Roads & Bridges | 110,000 | 102,900 | 11,144 | 91,756 | 89% |
| Professional Services | 2,634,000 | 2,634,000 | 655,629 | 1,978,371 | 75% |
| Reserve Apropriation | 70,000 | 70,000 | 9,019 | 60,981 | 87% |
| Other Services & Charges | 100,000 | 100,000 | - | 100,000 | 100% |
| Other Expense | 106,626 | 99,626 | 26,658 | 72,968 | 73% |
| Travel | 61,204 | 61,204 | 2,114 | 59,090 | 97% |
| Capital Outlay | 6,000 | 6,000 | - | 6,000 | 100% |
| Operating Transfers-Out | 527,604 | 527,604 | 17,108 | 510,496 | 97% |
| Subtotal - Road & Bridge | \$ 8,635,960 | \$ 8,635,960 | \$ 1,928,282 | \$ 6,707,678 | 78% |
| <u>Engineering</u> | | | | | |
| Salaries | \$ 352,552 | \$ 355,777 | \$ 86,512 | \$ 269,265 | 76% |
| Salary - Department Head | 69,046 | 69,046 | 21,245 | 47,801 | 69% |
| Employee Benefits | 170,153 | 170,153 | 56,639 | 113,514 | 67% |
| Other Personnel Expense | 13,800 | 13,800 | 997 | 12,803 | 93% |
| Office Expense & Supplies | 7,550 | 7,550 | 443 | 7,107 | 94% |
| Maint & Repair -Equip & Gasoline / Fuel | 3,000 | 3,000 | 141 | 2,860 | 95% |
| Professional Services | 3,500 | 3,500 | 789 | 2,711 | 77% |
| Other Services & Charges | 22,966 | 19,741 | - | 19,741 | 100% |
| Travel | 13,145 | 13,145 | 463 | 12,682 | 96% |
| Travel | - | - | - | - | 0% |
| Travel | 4,000 | 4,000 | - | 4,000 | 100% |
| Capital Outlay | 8,000 | 8,000 | - | 8,000 | 100% |
| Subtotal Engineering | \$ 667,712 | \$ 667,712 | \$ 167,228 | \$ 500,484 | 75% |
| Road & Bridge Operating Net | \$ 7,968,248 | \$ 7,968,248 | \$ 1,761,055 | \$ 6,207,193 | |
| <u>Road Right of Way</u> | | | | | |
| Professional Services | \$ - | \$ - | \$ - | \$ - | 0% |
| Other Services & Charges | 128,296 | 128,296 | 128,103 | 193 | 0% |
| Subtotal - Road Right of Way | \$ 128,296 | \$ 128,296 | \$ 128,103 | \$ 193 | 0% |
| Total Expenditures Road & Bridge | \$ 9,431,968 | \$ 9,431,968 | \$ 2,223,613 | \$ 7,208,355 | 76% |

Nueces County, Texas
Comparison of Current Year to Prior Year Expenditures
Road and Bridge Fund
January 2019 vs January 2020

| <u>Road & Bridge</u> | 2019 - 20 Fiscal Year to Date <u>Actual</u> | 2018 - 19 Prior Year to Date <u>Actual</u> | Increase (Decrease) | Current to Prior Year Percentage Change |
|---|--|---|----------------------------|--|
| Salaries | \$ 756,020 | \$ 753,343 | \$ 2,676 | 0.4% |
| Employee benefits | 417,912 | 417,871 | 41 | 0.0% |
| Other Personnel Expense | 2,661 | 5,910 | (3,249) | -55.0% |
| Office Expense & Supplies | 27,247 | 6,874 | 20,373 | 296.4% |
| Telephone & Utilities | 10,101 | 18,012 | (7,911) | -43.9% |
| Maintenance & Repair | 822,187 | 978,533 | (156,346) | -16.0% |
| Professional Services | 9,019 | 3,004 | 6,015 | 200.2% |
| Other Services & Charges | 155,224 | 22,860 | 132,364 | 579.0% |
| Other Expense | 2,114 | 3,070 | (956) | -31.1% |
| Travel | - | 211 | (211) | -100.0% |
| Capital Outlay | 17,108 | 357,831 | (340,722) | -95.2% |
| Transfer to Other Funds | 4,020 | 4,020 | - | 0.0% |
| Total Expenditures Road & Bridge | \$ <u>2,223,613</u> | \$ <u>2,571,539</u> | \$ <u>(347,926)</u> | -13.5% |

Nueces County, Texas
Statement of Expenditures Budget to Actual
Inland and Coastal Parks Fund
January 31, 2020

| | Original FY 2019/20 Budget | Adjusted FY 2019/20 Budget | Year to Date Activity | Remaining Balance | Percent of Budget Available |
|---|----------------------------------|----------------------------------|--------------------------|----------------------|-----------------------------------|
| <u>Inland Parks</u> | | | | | |
| Salaries | \$ 835,539 | \$ 835,539 | \$ 220,725 | \$ 614,814 | 73.6% |
| Employee Benefits | 402,772 | 402,772 | 132,880 | 269,892 | 67.0% |
| Office Expense & Supplies | 12,051 | 12,051 | 4,634 | 7,417 | 61.6% |
| Telephone & Utilities | 197,520 | 197,520 | 18,157 | 179,363 | 90.8% |
| Maint & Repair - Equip & Veh | 50,000 | 50,000 | 24,004 | 25,996 | 52.0% |
| Gasoline/Fuel | 55,000 | 55,000 | 10,301 | 44,699 | 81.3% |
| Maint & Repair - Bldg & Grounds | 223,499 | 223,499 | 23,087 | 200,412 | 89.7% |
| Professional Services | 5,000 | 5,000 | - | 5,000 | 100.0% |
| Other Services & Charges | 41,366 | 41,366 | 12,767 | 28,599 | 69.1% |
| Other Expense | 1,011 | 1,011 | 309 | 702 | 69.4% |
| Travel | 1,000 | 1,000 | - | 1,000 | 100.0% |
| Capital Outlay | 153,556 | 153,556 | - | 153,556 | 100.0% |
| Total Expenditures - Inland Parks | \$ 1,978,314 | \$ 1,978,314 | \$ 446,863 | \$ 1,531,451 | 77.4% |
| <u>Coastal Parks</u> | | | | | |
| Salaries | \$ 902,357 | \$ 902,357 | \$ 211,351 | \$ 691,006 | 76.6% |
| Employee Benefits | 362,941 | 362,941 | 119,362 | 243,579 | 67.1% |
| Other Personnel Expense | - | - | - | - | 0.0% |
| Office Expense & Supplies | 22,200 | 22,200 | 7,434 | 14,766 | 66.5% |
| Telephone & Utilities | 585,000 | 585,000 | 64,828 | 520,172 | 88.9% |
| Maint & Repair - Equip & Veh | 30,000 | 60,000 | 22,427 | 37,573 | 62.6% |
| Gasoline/Fuel | 33,428 | 33,428 | 1,144 | 32,284 | 96.6% |
| Maint & Repair - Bldg & Grounds | 194,000 | 148,500 | 34,711 | 113,789 | 76.6% |
| Professional Services | 70,000 | 40,000 | 601 | 39,399 | 98.5% |
| Special Personnel Services | 4,900 | 4,900 | - | 4,900 | 100.0% |
| Other Services & Charges | 430,614 | 430,614 | 49,269 | 381,345 | 88.6% |
| Other Expense | 89,138 | 89,138 | 1,705 | 87,433 | 98.1% |
| Travel | 4,000 | 4,000 | - | 4,000 | 100.0% |
| Capital Outlay | 56,565 | 56,565 | - | 56,565 | 100.0% |
| Subtotal - Coastal Parks | \$ 2,785,143 | \$ 2,739,643 | \$ 512,833 | \$ 2,226,810 | 81.3% |
| <u>Beach Improvements</u> | | | | | |
| Salaries | \$ 40,000 | \$ 40,000 | \$ - | \$ 40,000 | 100.0% |
| Maint & Repair - Equip & Veh | 20,000 | 20,000 | - | 20,000 | 100.0% |
| Maint & Repair - Bldg & Grounds | 20,000 | 20,000 | 469 | 19,531 | 97.7% |
| Professional Services | 20,000 | 20,000 | - | 20,000 | 100.0% |
| Contingency Appropriations | 128,186 | 128,186 | - | 128,186 | 100.0% |
| Subtotal - Beach Improvements | \$ 228,186 | \$ 228,186 | \$ 469 | \$ 227,717 | 99.8% |
| <u>Pier Fund</u> | | | | | |
| Salaries | \$ 81,767 | \$ 81,767 | \$ 11,583 | \$ 70,184 | 85.8% |
| Employee Benefits | 6,825 | 6,825 | 945 | 5,880 | 86.2% |
| Telephone & Utilities | 3,700 | 3,700 | 675 | 3,025 | 81.8% |
| Maint & Repair Bldg & Grounds | 3,500 | 48,500 | 30,162 | 18,338 | 37.8% |
| Other Services & Charges | 1,000 | 1,500 | 71 | 1,429 | 95.3% |
| Transfer to Other Funds | 200,000 | 200,000 | - | 200,000 | 100.0% |
| Subtotal - Pier Fund | \$ 296,792 | \$ 342,292 | \$ 43,436 | \$ 298,856 | 87.3% |
| Total Expenditures - Coastal Parks | \$ 3,310,121 | \$ 3,310,121 | \$ 556,738 | \$ 2,753,383 | 83.2% |

Nueces County, Texas
Comparison of Current Year to Prior Year Expenditures
Inland and Coastal Parks Fund
January 2019 vs January 2020

| | 2019 - 20 Fiscal Year to Date Activity | 2018 - 19 Prior Year to Date Activity | Increase (Decrease) | Current to Prior Year Percentage Change |
|--|---|--|------------------------|--|
| <u>Inland Parks</u> | | | | |
| Salaries | \$ 220,725 | \$ 195,994 | \$ 24,731 | 13% |
| Employee Benefits | 132,880 | 128,842 | 4,038 | 3% |
| Office Expense & Supplies | 4,634 | 6,061 | (1,428) | -24% |
| Telephone & Utilities | 18,157 | 48,907 | (30,750) | -63% |
| Maintenance & Repair | 47,091 | 62,174 | (15,084) | -24% |
| Gasoline/Fuel | 10,301 | 17,783 | (7,481) | -42% |
| Professional Services | - | - | - | 0% |
| Other Services & Charges | 12,767 | 12,863 | (96) | -1% |
| Other Expense | 309 | 309 | 0 | 0% |
| Capital Outlay | - | 39,099 | (39,099) | -100% |
| Total Expenditures - Inland Parks | \$ 446,863 | \$ 512,033 | \$ (65,170) | -13% |
| <u>Coastal Parks</u> | | | | |
| Salaries | \$ 211,351 | \$ 177,746 | \$ 33,605 | 19% |
| Employee Benefits | 119,362 | 91,418 | 27,944 | 31% |
| Other Personnel Expense | - | - | - | 0% |
| Office Expense & Supplies | 7,434 | 3,871 | 3,563 | 92% |
| Telephone & Utilities | 64,828 | 93,757 | (28,929) | -31% |
| Maintenance & Repair | 58,283 | 61,504 | (3,221) | -5% |
| Professional Services | 601 | 500 | 101 | 20% |
| Special Personnel Services | - | - | - | 0% |
| Other Services & Charges | 49,269 | 62,045 | (12,775) | -21% |
| Other Expense | 1,705 | 2,005 | (300) | -15% |
| Travel | - | 455 | (455) | -100% |
| Capital Outlay | - | - | - | 0% |
| Subtotal - Coastal Parks | \$ 512,833 | \$ 493,301 | \$ 19,532 | 4% |
| <u>Beach Improvements</u> | | | | |
| Maint & Repair | \$ 469 | \$ 327 | \$ 143 | 44% |
| Professional Services | - | 14,000 | (14,000) | -100% |
| Subtotal - Beach Improvements | \$ 469 | \$ 14,327 | \$ (13,857) | -97% |
| <u>Pier Fund</u> | | | | |
| Salaries | \$ 11,583 | \$ 13,765 | \$ (2,182) | -16% |
| Employee Benefits | 945 | 1,129 | (184) | -16% |
| Telephone & Utilities | 675 | 1,169 | (494) | -42% |
| Maint & Repair Bldg & Grounds | 30,162 | 360 | 29,803 | 8285% |
| Other Services & Charges | 71 | 68 | 3 | 4% |
| Subtotal - Pier Fund | \$ 43,436 | \$ 16,490 | \$ 26,946 | 163% |
| Total Expenditures Coastal Parks | \$ 556,738 | \$ 524,117 | \$ 32,621 | 6% |

Nueces County, Texas
Statement of Expenditures Budget to Actual
Airport Fund
January 31, 2020

| | Original FY 2019/20 Budget | Adjusted FY 2019/20 Budget | Year to Date Activity | Balance | Percent of Budget Available |
|--|----------------------------------|----------------------------------|-----------------------------|-------------------|-----------------------------------|
| Airport | | | | | |
| Salaries | \$ 43,077 | \$ 43,077 | \$ 13,248 | \$ 29,829 | 69.2% |
| Employee Benefits | 18,282 | 18,282 | 6,780 | 11,502 | 62.9% |
| Other Personnel Expense | 1,440 | 1,440 | 443 | 997 | 69.2% |
| Office Expense & Supplies | 4,500 | 4,500 | 413 | 4,087 | 90.8% |
| Telephone & Utilities | 36,248 | 36,248 | 1,856 | 34,392 | 94.9% |
| Maintenance & Repair - Equipment & Vehicles | 2,000 | 2,000 | - | 2,000 | 100.0% |
| Gasoline/Fuel | 2,000 | 2,000 | - | 2,000 | 100.0% |
| Maintenance & Repair - Bldg & Grounds | 29,109 | 29,109 | 11,524 | 17,585 | 60.4% |
| Professional Services | 6,785 | 6,785 | 200 | 6,585 | 97.1% |
| Contingency Appropriations | 29,924 | 29,924 | - | 29,924 | 100.0% |
| Other Services & Charges | 5,439 | 5,439 | 1,837 | 3,602 | 66.2% |
| Other Expense | 1,298 | 1,298 | 349 | 949 | 73.1% |
| Travel | 2,000 | 2,000 | - | 2,000 | 100.0% |
| Transfer to Other Funds | 50,000 | 50,000 | 1,405 | 48,595 | 97.2% |
| Total Expenditures Airport | \$ 232,102 | \$ 232,102 | \$ 38,054 | \$ 194,048 | 83.6% |

Nueces County, Texas
Comparison of Current Year to Prior Year Expenditures
Airport Fund
January 2019 vs January 2020

| | 2019 - 20 Fiscal Year to Actual | 2018 - 19 Prior Year to Actual | Increase (Decrease) | Current to Prior Year Percentage Change |
|---------------------------------------|--|---|------------------------|--|
| Airport | | | | |
| Salaries | \$ 13,248 | \$ 12,678 | \$ 570 | 4.5% |
| Employee Benefits | 6,780 | 6,525 | 255 | 3.9% |
| Other Personnel Expense | 443 | - | 443 | 0.0% |
| Office Expense & Supplies | 413 | 489 | (76) | -15.5% |
| Telephone & Utilities | 1,856 | 6,753 | (4,897) | -72.5% |
| Maintenance & Repair - Bldg & Grounds | 11,524 | 12,028 | (504) | -4.2% |
| Professional Services | 200 | 200 | - | 0.0% |
| Other Services & Charges | 1,837 | 1,776 | 61 | 3.4% |
| Other Expense | 349 | 399 | (50) | -12.5% |
| Travel | - | 206 | (206) | -100.0% |
| Transfer to Other Funds | 1,405 | 13,840 | (12,434) | -89.8% |
| Total Expenditures Airport | \$ 38,054 | \$ 54,893 | \$ (16,838) | -30.7% |

Nueces County, Texas
Commissioners Court – Special Revenue
January 31, 2020

| | Original FY 2019/20 Budget | Adjusted FY 2019/20 Budget | Year to Date Activity | Available Balance |
|---|----------------------------------|----------------------------------|-----------------------------|----------------------|
| <u>County Judge - Department 0136</u> | | | | |
| 5220 Food & Kitchen Expense | \$ - | \$ 575 | \$ 575 | \$ - |
| 5350 Contingency Appropriation | 467,469 | 433,694 | - | 433,694 |
| 5410 Other Services & Charges | 20,000 | 25,000 | 15,585 | 9,415 |
| 5443 Inter-Local Agreements | - | - | - | - |
| 5540 Travel Expenses | - | 3,200 | 364 | 2,836 |
| 5610 Capital Outlay | - | - | - | - |
| Total Expenditures | \$ 487,469 | \$ 462,469 | \$ 16,524 | \$ 445,945 |
| <u>Commissioner Precinct 1 - Department 1387</u> | | | | |
| 5350 Contingency Appropriation | \$ 434,663 | \$ 434,663 | \$ - | \$ 434,663 |
| 5410 Other Services & Charges | 20,000 | 20,000 | 4,500 | 15,500 |
| 5443 Inter-Local Agreements | - | - | - | - |
| Total Expenditures | \$ 454,663 | \$ 454,663 | \$ 4,500 | \$ 450,163 |
| <u>Commissioner Precinct 2 - Department 0137</u> | | | | |
| 5240 Maint & Repair-Equip & Vehicle | \$ - | \$ - | \$ - | \$ - |
| 5300 Professional Services Expense | - | - | - | - |
| 5350 Contingency Appropriation | 158,906 | 158,906 | - | 158,906 |
| 5410 Other Services & Charges | 20,000 | 20,000 | 10,149 | 9,851 |
| 5443 Inter-Local Agreements | - | - | - | - |
| 5610 Capital Outlay | - | - | - | - |
| Total Expenditures | \$ 178,906 | \$ 178,906 | \$ 10,149 | \$ 168,757 |
| <u>Commissioner Precinct 2 - Department 1300</u> | | | | |
| 5350 Contingency Appropriation | \$ 3,554 | \$ 3,554 | \$ - | \$ 3,554 |
| 5680 Non-Capital Outlay <\$5,000 | - | - | - | - |
| Total Expenditures | \$ 3,554 | \$ 3,554 | \$ - | \$ 3,554 |
| <u>Commissioner Precinct 3 - Department 1388</u> | | | | |
| 5230 Telephone & Utilities | \$ - | \$ - | \$ - | \$ - |
| 5260 Maint & Repair-Bldgs & Grounds | - | - | - | - |
| 5270 Maint & Repair-Roads & Bridges | - | - | - | - |
| 5300 Professional Services Expense | - | - | - | - |
| 5305 Administrative & Consultant Fees | - | - | - | - |
| 5350 Contingency Appropriation | 421,050 | 421,050 | - | 421,050 |
| 5410 Other Services & Charges | 20,000 | 20,000 | 9,500 | 10,500 |
| 5443 Inter-Local Agreements | - | - | - | - |
| Total Expenditures | \$ 441,050 | \$ 441,050 | \$ 9,500 | \$ 431,550 |
| <u>Commissioner Precinct 4 - Department 0138</u> | | | | |
| 5260 Maint & Repair-Bldgs & Grounds | \$ - | \$ - | \$ - | \$ - |
| 5270 Maint & Repair-Roads & Bridges | - | - | - | - |
| 5300 Professional Services Expense | - | 5,500 | 339 | 5,161 |
| 5350 Contingency Appropriation | 238,237 | 228,237 | - | 228,237 |
| 5410 Other Services & Charges | 20,000 | 24,500 | 16,350 | 8,150 |
| 5443 Inter-Local Agreements | - | - | - | - |
| 5610 Capital Outlay | - | - | - | - |
| Total Expenditures | \$ 258,237 | \$ 258,237 | \$ 16,689 | \$ 241,548 |
| Total | \$ 1,823,879 | \$ 1,798,879 | \$ 57,362 | \$ 1,741,517 |

Nueces County, Texas
Commissioners Court - Diabetes Funds
For the 4 Months Ended January 31, 2020

| | | |
|---|------------------------------------|-------------------------|
| County Judge Diabetic Fund - Project 511005 | | |
| | FY19-20 Appropriations | \$ <u>10,000</u> |
| | Total Diabetes Expenses | <u>-</u> |
| | Available Balance | \$ <u>10,000</u> |
| | | |
| Commissioner Precinct 1 - Project 511001 | | |
| | FY19-20 Appropriations | \$ <u>10,000</u> |
| | Total Diabetes Expenses | <u>-</u> |
| | Available Balance | \$ <u>10,000</u> |
| | | |
| Commissioner Precinct 2 - Project 511002 | | |
| | FY19-20 Appropriations | \$ 10,000 |
| 5221 | Food & Edible Items | (41) |
| 5225 | Kitchen Supplies & Tools | <u>(27)</u> |
| | Total Diabetes Expenses | <u>(68)</u> |
| | Available Balance | \$ <u>9,932</u> |
| | | |
| Commissioner Precinct 3 - Project 511003 | | |
| | FY19-20 Appropriations | \$ <u>10,000</u> |
| | Total Diabetes Expenses | <u>-</u> |
| | Available Balance | \$ <u>10,000</u> |
| | | |
| Commissioner Precinct 4 - Project 511004 | | |
| | FY19-20 Appropriations | \$ 10,000 |
| | Total Diabetes Expenses | <u>-</u> |
| | Available Balance | \$ <u>10,000</u> |
| | | |
| | Total Annual Diabetes Fund | \$ 50,000 |
| | Total Year-to-Date Expenses | <u>(68)</u> |
| | Available Balance | \$ <u><u>49,932</u></u> |

Nueces County, Texas
Commissioners Court - RTA Funds
January 31, 2020

| Project Code | Description | Adjusted Budget | Prior Years Expenditure | Current Year Expenditure | Current Encumbrance | RTA Budget Balance |
|--------------------------------|-----------------------|--------------------|-------------------------------|--------------------------------|------------------------|--------------------------|
| County Judge | | | | | | |
| 130900 | County Judge | - | 25,000 | - | - | (25,000) |
| | County Judge | - | 25,000 | - | - | (25,000) |
| Commissioner Precinct 1 | | | | | | |
| 130901 | Commissioner Precinct | - | - | - | - | - |
| | Commissioner Precinct | - | - | - | - | - |
| Commissioner Precinct 2 | | | | | | |
| 130902 | Commissioner Precinct | - | - | - | - | - |
| | Commissioner Precinct | - | - | - | - | - |
| Commissioner Precinct 3 | | | | | | |
| 130903 | Commissioner Precinct | - | 71,625 | - | 3,000 | (74,625) |
| | Commissioner Precinct | - | 71,625 | - | 3,000 | (74,625) |
| Commissioner Precinct 4 | | | | | | |
| 130904 | Commissioner Precinct | - | 10,956 | - | - | (10,956) |
| | Commissioner Precinct | - | 10,956 | - | - | (10,956) |
| Total RTA Funds | | - | 107,581 | - | 3,000 | (110,581) |

SCHEDULES
(Unaudited)

Nueces County, Texas
Statement of Transfers In and Out by Fund
January 31, 2020

| | | Transfers In | Transfers Out |
|---|----------------------|---------------------|----------------------|
| <u>I & S Debt Service Fund</u> | | | |
| | Special Revenue Fund | 630,000 | - |
| <u>General Fund</u> | | | |
| | Airport Fund | - | 15,000 |
| | Coastal Parks Fund | - | 175,000 |
| | Inland Park Fund | - | 400,000 |
| | Main Grant Fund | - | 5,600 |
| | Special Revenue Fund | - | 1,714,250 |
| | Stadium Fairgrnds | - | 275,000 |
| <u>Road Fund</u> | | | |
| | Airport Fund | - | 4,020 |
| <u>Special Revenue Fund</u> | | | |
| | Debt Srvc Fund (I&S) | - | 630,000 |
| | General Fund | 1,714,250 | - |
| | Main Grant Fund | 2,378 | 7,388 |
| <u>Stadium/Fairgrounds Fund</u> | | | |
| | General Fund | 275,000 | - |
| <u>Airport Fund</u> | | | |
| | General Fund | 15,000 | - |
| | Main Grant Fund | - | 1,405 |
| | Road Fund | 4,020 | - |
| <u>Inland Parks Fund</u> | | | |
| | General Fund | 400,000 | - |
| <u>Coastal Parks Fund</u> | | | |
| | General Fund | 175,000 | - |
| <u>Main Grant Fund</u> | | | |
| | Airport Fund | 1,405 | - |
| | General Fund | 5,600 | - |
| | Special Revenue Fund | 7,388 | 2,378 |
| Total Financing Uses | | \$ 3,230,042 | \$ 3,230,042 |

Nueces County, Texas
Capital Projects Budget to Actual
January 31, 2020

| Project Code | Description | Adjusted Project Budget | Prior Years Expenditures | Current Year Expenditures | Capitol Project Budgets Balance |
|--------------------------------|--------------------------------|-------------------------------|--------------------------------|---------------------------------|---------------------------------------|
| County Judge | | | | | |
| 19193000 | Airport Improvements | \$1,365,105 | \$73,353 | \$- | \$1,291,752 |
| 19193001 | Airport Terminal Building | 913,507 | 913,507 | - | 0 |
| 19193002 | Airport Apron Expansion | 543,932 | 543,927 | - | 5 |
| 19193003 | NC Capital Improvement Program | 100,000 | - | 99,500 | 500 |
| 19213000 | County Judge | 350,000 | - | - | 350,000 |
| 19213001 | Courthouse/Cyber Security | 300,000 | - | - | 300,000 |
| 19237001 | Bob Hall Pier Inspection | 114,907 | - | - | 114,907 |
| 19010500 | Capital Proj Fund (Co Judge) | 310,383 | 146,812 | - | 163,571 |
| 19010501 | Juvenile Prob Facility Repair | 77,250 | 77,250 | - | - |
| County Judge | | \$4,075,084 | \$1,754,849 | \$99,500 | \$2,220,735 |
| Commissioner Precinct 1 | | | | | |
| 19152502 | Precinct 1 Channel Maintenance | \$487,537 | \$440,118 | \$47,419 | \$(0) |
| 19176001 | Commissioner PCT 1 Unallocated | 61,191 | - | - | 61,191 |
| 19194000 | Commissioner PCT 1 | 70,906 | - | - | 70,906 |
| 19194002 | LBasell Youth Sports Complex | 1,000,000 | 689,667 | - | 310,333 |
| 19214000 | Commissioner Pct 1 | 437,337 | - | - | 437,337 |
| 19214001 | Haven Park | 125,000 | 114,052 | - | 10,948 |
| 19010600 | Capital Proj Fund (Pct 1) | 400,000 | 137,855 | - | 262,145 |
| Commissioner Precinct 1 | | \$2,581,971 | \$1,381,692 | \$47,419 | \$1,152,860 |
| Commissioner Precinct 2 | | | | | |
| 19152503 | Precinct 2 Channel Maintenance | \$236,986 | \$236,986 | \$- | \$0 |
| 19195000 | Commissioner PCT 2 | 66,120 | - | - | 66,120 |
| 19195001 | Bishop Fire Station Renovation | 304,935 | 304,935 | - | - |
| 19195002 | Amistad Veterans Memorial Park | 250,000 | 185,064 | - | 64,936 |
| 19195003 | Bishop Library Renovations | 358,462 | 358,462 | - | - |
| 19195004 | Bishop Senior Center Improveme | 199,144 | 199,144 | - | - |
| 19195005 | Petronila Retention Pond | 750,000 | 29,663 | 2,774 | 717,564 |
| 19195006 | Road Improvements | 1,050,000 | 158,178 | 377,172 | 514,649 |
| 19195007 | Bishop Bldg Re-Roofing | 21,339 | - | - | 21,339 |
| 19215000 | Commissioner Pct 2 | 893,970 | - | - | 893,970 |
| 19215001 | Tierra Grande Drainage Study | - | 38,466 | - | (38,466) |
| 19215002 | Bush Street Facility Fence | 106,030 | - | - | 106,030 |
| 19010700 | Capital Proj Fund (Pct 2) | 415,260 | 125,015 | 3,995 | 286,250 |
| Commissioner Precinct 2 | | \$4,652,246 | \$1,635,912 | \$383,941 | \$2,632,392 |
| Commissioner Precinct 3 | | | | | |
| 19152504 | Prc 3 Channel Maintenance | \$734,617 | \$688,154 | \$- | \$46,463 |
| 19196000 | Commissioner PCT 3 | 3,797 | - | - | 3,797 |
| 19196002 | CR 36 Improvments | 1,707,724 | 1,658,819 | - | 48,905 |
| 19216000 | Commissioner Pct 3 | 701,833 | - | - | 701,833 |
| 19216001 | Berlanga FEMA Repairs | 298,167 | 298,167 | - | - |
| 19010800 | Capital Proj Fund(Pct 3) | 400,000 | - | - | 400,000 |
| Commissioner Precinct 3 | | \$3,846,138 | \$2,645,140 | \$- | \$1,200,999 |

Nueces County, Texas
Capital Projects Budget to Actual
January 31, 2020

| Project Code | Description | Adjusted Project Budget | Prior Years Expenditures | Current Year Expenditures | Capitol Project Budgets Balance |
|---|--------------------------------|-------------------------------|--------------------------------|---------------------------------|---------------------------------------|
| Commissioner Precinct 4 | | | | | |
| 19150101 | I.B. Magee RV Park Improvement | \$138,426 | \$- | \$60,727 | \$77,698 |
| 19197001 | I.B. Magee Park | 949,297 | 204,331 | 181,743 | 563,222 |
| 19197002 | Padre Balli Park Imp ('15) | 1,156,203 | 1,156,203 | - | 0 |
| 19197005 | Parker Pool-Flour Bluff | 175,000 | 103,862 | - | 71,138 |
| 19197007 | CR 43 Improvements | 100,000 | - | - | 100,000 |
| 19197008 | CR 33 Improvements | 200,000 | - | - | 200,000 |
| 19197009 | London Drainage | 200,000 | - | - | 200,000 |
| 19197010 | Port A Observation Deck | 600,000 | - | 7,142 | 592,858 |
| 19197011 | Padre Balli-Shower/Restrm ADA | 44,555 | - | - | 44,555 |
| 19210006 | Padre Balli Park Imp ('16) | 150,000 | 150,000 | - | - |
| 19217000 | I.B. Magee RV Park Improvement | 904,557 | - | - | 904,557 |
| 19010400 | Rd Dist IV Projects | 5,674,438 | 3,902,725 | 45,000 | 1,726,713 |
| 19010401 | I.B. Magee Park | 1,953,980 | 141,708 | 258,077 | 1,554,195 |
| 19010402 | Padre Balli Park Imp | 327,190 | 327,190 | - | - |
| 19010900 | Capital Proj Fund(Pct 4) | 345,185 | 200,000 | - | 145,185 |
| 19010901 | Mngt Services I.B. Magee | 65,250 | - | 23,231 | 42,019 |
| 19010902 | Bob Hall Pier-ADA Ramp Upgrade | 12,460 | - | - | 12,460 |
| Commissioner Precinct 4 | | \$12,996,540 | \$6,186,020 | \$575,921 | \$6,234,599 |
| Fairgrounds Upgrades & Repairs | | | | | |
| 19013800 | Arena HVAC System | \$750,000 | \$655,206 | \$- | \$94,794 |
| Fairgrounds Upgrades & Repairs | | \$750,000 | \$655,206 | \$- | \$94,794 |
| Main Jail Renovations | | | | | |
| 19013100 | Jail Water Pump | \$25,000 | \$11,200 | \$- | \$13,800 |
| 19014500 | Sheriff / Jail Fence & Gate | 50,000 | 29,975 | - | 20,025 |
| Main Jail Renovations | | \$75,000 | \$41,175 | \$- | \$33,825 |
| McKinzie Jail Renovations | | | | | |
| 19174012 | McKinzie Annex Dormitories | \$180,000 | \$178,257 | \$- | \$1,743 |
| 19174013 | McKinzie Annex Fire Alarm | 450,000 | 446,188 | 975 | 2,838 |
| McKinzie Jail Renovations | | \$630,000 | \$624,445 | \$975 | \$4,580 |

Nueces County, Texas
Capital Projects Budget to Actual
January 31, 2020

| Project Code | Description | Adjusted Project Budget | Prior Years Expenditures | Current Year Expenditures | Capitol Project Budgets Balance |
|---------------------------------------|--------------------------------|-------------------------------|--------------------------------|---------------------------------|---------------------------------------|
| Information Technology Systems | | | | | |
| 19170004 | Jail Management ('07) | \$265,518 | \$265,518 | \$- | \$- |
| 19178001 | Case Management System | 5,735,000 | 5,679,930 | 4,423 | 50,648 |
| 19178003 | ONESolution Add-On Modules | 657,582 | 657,582 | - | - |
| 19178005 | Website System Upgrade | 295,000 | 172,735 | - | 122,265 |
| 19178019 | IP Telephone System | 1,350,765 | 1,071,539 | 51,518 | 227,708 |
| 19178020 | IT Equip-BladeServ,SAN,Switch | 664,745 | 664,745 | - | - |
| 19178022 | iOS Cache Server ('07 CO) | 255 | - | 255 | - |
| 19218002 | Dist. Clerk Redaction | 50,033 | - | - | 50,033 |
| 19218003 | Social Service Mgmt Software | 106,455 | 106,455 | - | - |
| 19218004 | Tax Office Queuing System | 100,000 | - | - | 100,000 |
| 19218005 | Jail Management ('16) | 1,330,000 | 1,224,405 | - | 105,595 |
| 19218006 | IT Switch Upgrade | 150,000 | 16,428 | - | 133,572 |
| 19218007 | Document Management Systems | 24,200 | 16,966 | - | 7,234 |
| 19218008 | Datacenter Server Replacement | 70,000 | - | - | 70,000 |
| 19218009 | Network Awareness Software | 95,000 | 34,177 | - | 60,823 |
| 19218010 | NeoGov HR Software Agreement | 56,963 | 56,963 | - | - |
| 19218011 | iOS Cache Server ('16 CO) | 727 | - | 727 | - |
| 19218012 | OpenGov Budgeting Software | 99,967 | - | 99,967 | - |
| 19218022 | WiFi Replacement & Upgrade | 77,309 | - | 51,442 | 25,867 |
| 19228000 | IT Unallocated ('17) | 50,000 | - | - | 50,000 |
| 19228001 | IT Cloud | 350,000 | 304,608 | 11,592 | 33,800 |
| Information Technology Systems | | \$11,529,519 | \$10,272,050 | \$219,924 | \$1,037,545 |
| McKinzie Projects | | | | | |
| 19170003 | McKinzie Annex Expansion ('07) | \$100,000 | \$100,000 | \$- | \$- |
| 19191000 | McKinzie Annex Expansion ('15) | 2,229,716 | 2,099,952 | 126,729 | 3,035 |
| 19210003 | McKinzie Annex Expansion ('16) | 227,446 | 225,050 | 2,396 | - |
| 19210008 | McKinzie Annex Fire Alarm (16) | 838,272 | 360,712 | 159,403 | 318,158 |
| McKinzie Projects | | \$3,395,435 | \$2,785,715 | \$288,527 | \$321,193 |
| ADA Improvements | | | | | |
| 19190005 | Hilltop/Bill Bode ADA Imp('15) | \$94,258 | \$94,258 | \$- | \$- |
| 19192000 | ADA Improvements | 2,444,476 | 1,797,742 | 33,119 | 613,616 |
| 19192001 | Bishop Bldg ADA Imp | 176,644 | 37,450 | - | 139,194 |
| 19192002 | Banquete Bldg ADA Imp | 129,820 | - | - | 129,820 |
| 19192003 | Berlanga Bldg ADA Imp | 110,247 | - | - | 110,247 |
| 19212001 | Courthouse ADA Improvements | 4,244,883 | 6,539 | - | 4,238,344 |
| 19212002 | Hilltop/Bill Bode ADA Imp (16) | 1,593,649 | 1,494,140 | 2,800 | 96,709 |
| 19212004 | Polston Bldg ADA Imp | 291,802 | - | - | 291,802 |
| 19212006 | Robstown Comm ADA Imp | 221,568 | - | - | 221,568 |
| 19212010 | Bishop Comm ADA Imp | 109,820 | 15,403 | - | 94,417 |
| 19222000 | ADA Unallocated | 1,000,000 | - | - | 1,000,000 |
| 19013700 | ADA Upgrades | 222,355 | 222,355 | - | - |
| ADA Improvements | | \$10,639,523 | \$3,667,888 | \$35,919 | \$6,935,717 |

Nueces County, Texas
Capital Projects Budget to Actual
January 31, 2020

| Project Code | Description | Adjusted Project Budget | Prior Years Expenditures | Current Year Expenditures | Capitol Project Budgets Balance |
|-----------------------------------|-----------------------------------|-------------------------------|--------------------------------|---------------------------------|---------------------------------------|
| Buildings & Facilities | | | | | |
| 19151127 | Bishop Re-Roof | \$18,582 | \$- | \$- | \$18,582 |
| 19151128 | 5th Floor Bldg. Renovatn (04) | 53,575 | - | - | 53,575 |
| 19171001 | IT Data Center Condenser ('07) | 78,703 | 78,703 | - | - |
| 19191001 | 5th Floor Bldg. Engineering 15 | 18,112 | - | - | 18,112 |
| 19211000 | Building & Facility Renovation | 28,730 | 4,580 | - | 24,150 |
| 19211001 | Courthouse Skylight Replace | 53,314 | - | - | 53,314 |
| 19211003 | Waco St - Emergency Gen | 830,000 | 143,028 | - | 686,973 |
| 19211004 | Hilltop Roof Replacement | 1,400,000 | 70,900 | 11,455 | 1,317,645 |
| 19211005 | Robstown Comm. Center Reparis | 65,000 | - | - | 65,000 |
| 19211006 | Berlanga Bldg Repair | 55,000 | - | - | 55,000 |
| 19211008 | METASYS System | 80,366 | 80,366 | - | - |
| 19211014 | Web Based Control HVAC | 281,698 | 277,448 | - | 4,250 |
| 19211015 | 5th Floor Courthouse HVAC | 46,400 | 46,400 | - | - |
| 19211016 | IT Data Center Condenser ('16) | 26,772 | 26,772 | - | - |
| 19211017 | Evidence Room | 37,917 | - | - | 37,917 |
| 19211018 | 4-Yard Improvements | 65,000 | - | 21,500 | 43,500 |
| 19211019 | Architect/Engineer Services | 170,000 | - | - | 170,000 |
| 19231565 | Medical Examiner Facility Plan | 103,500 | - | - | 103,500 |
| 19013621 | JP 2-1 Bldg Renovation | 92,370 | 92,370 | - | - |
| 19014200 | Sr Comm Services (Roof) | 35,000 | 27,450 | - | 7,550 |
| 19014300 | Berlanga Sr Bldg (Repairs) | 50,000 | 6,194 | - | 43,806 |
| 19014400 | 4-Yard Improvements | 200,000 | 52,552 | 85,885 | 61,563 |
| 19014600 | Dom Ht Water CtHse/Jail | 24,000 | 24,000 | - | - |
| 19015000 | Bishop Bldg. Emergency Generator | 28,946 | - | - | 28,946 |
| Buildings & Facilities | | \$3,842,983 | \$930,762 | \$118,840 | \$2,793,381 |
| Airport Projects | | | | | |
| 19011600 | Airport Hangars | \$655,088 | \$655,088 | \$- | \$- |
| Airport Projects | | \$655,088 | \$655,088 | \$- | \$- |
| Road Bridge & Drainage | | | | | |
| 19219000 | Road, Bridge & Drainage | \$1,000,000 | \$10,781 | \$- | \$989,219 |
| 19229000 | R & B Unallocated | 200,000 | - | - | 200,000 |
| 19239501 | Drainage Master Plan | 108,000 | - | - | 108,000 |
| Road Bridge & Drainage | | \$1,308,000 | \$10,781 | \$- | \$1,297,219 |
| County Parks | | | | | |
| 19153322 | Hilltop Park Enhancement | \$112,272 | \$112,272 | \$- | \$- |
| 19153328 | Amistad Park Walking Trail | 10,001 | - | - | 10,001 |
| 19153402 | Hazel Blazemore Park Improvements | 54,293 | - | - | 54,293 |
| 19221000 | Inland Park Repairs Unallocate | 266,189 | - | - | 266,189 |
| 19012100 | Hazel Bazemore Clean-up | 504,059 | 451,754 | - | 52,305 |
| County Parks | | \$946,813 | \$564,026 | \$- | \$382,787 |

**Nueces County, Texas
Capital Projects Budget to Actual
January 31, 2020**

| Project Code | Description | Adjusted Project Budget | Prior Years Expenditures | Current Year Expenditures | Capitol Project Budgets Balance |
|-------------------------------|--------------------------------|-------------------------------|--------------------------------|---------------------------------|---------------------------------------|
| Individual Projects | | | | | |
| 191900 | 2015 Certificate of Obligation | \$220,790 | \$238,902 | \$- | \$(18,112) |
| 19201000 | Harbor Bridge Project | 12,000,000 | 12,000,000 | - | - |
| 19210000 | 2016 Certificate of Obligation | 263,121 | 259,576 | - | 3,545 |
| 19220000 | 2017 CO Unallocated | 3,236,718 | 3,231,260 | - | 5,459 |
| 19230000 | 2019 Tax Note Unallocated | 33,139,858 | - | 309,732 | 32,830,126 |
| 19231001 | Chillers | 1,640,141 | - | 27,204 | 1,612,937 |
| 19231002 | Bishop Building Re-Roofing | 99,241 | - | - | 99,241 |
| 19231003 | Jail Elevators | 784,916 | - | 392,458 | 392,458 |
| 19231005 | Courthouse Tower Elevators | 1,656,022 | - | 678,917 | 977,105 |
| 19238501 | Metrocom Radio Replacement | 2,167,995 | - | 722,665 | 1,445,330 |
| 19239001 | CR 67 FRM SH44 TO CR28 | 161,550 | - | - | 161,550 |
| 19239002 | CR69 CR 52 TO ROBST LIM | 10,000 | - | - | 10,000 |
| 19239003 | CR73 FM 624 RCK ISL DRV | 105,597 | - | - | 105,597 |
| 19239004 | CR33 FROM FM 43 1 MILE N | 7,100 | - | - | 7,100 |
| 19239005 | CR48 from FM1889 to CR69 | - | - | - | - |
| 19239006 | CR 22 from SH286 to CR51 | 111,944 | - | - | 111,944 |
| 19239007 | CR 49 from FM43 to FM244 | 99,229 | - | - | 99,229 |
| 19010100 | Misc Projects | 2,051,583 | 1,215,689 | - | 835,894 |
| 19012700 | Major Capital Proj Contingency | 826,482 | 420,241 | - | 406,241 |
| 19012900 | Court Proj Sanction Fund | 168,014 | 118,532 | - | 49,482 |
| 19013000 | Computers DA, Sheriff & Const | 446,542 | 446,542 | - | - |
| Individual Projects | | \$59,196,843 | \$17,930,741 | \$2,130,976 | \$39,135,126 |
| Total Capital Projects | | \$121,121,183 | \$51,741,489 | \$3,901,941 | \$65,477,753 |

Capital Projects Totals by Funding Source

| Project Funding Source | Adjusted Project Budget | Prior Years Expenditures | Current Year Expenditures | Capital Project Budgets Balance |
|---------------------------------------|-------------------------------|--------------------------------|---------------------------------|---------------------------------------|
| 2004 Certificate of Obligation | \$1,846,287 | \$1,477,530 | \$108,146 | \$260,611 |
| 2007 Certificate of Obligation | 9,838,759 | 9,315,196 | 57,170 | 466,392 |
| 2015 Certificate of Obligation | 17,554,090 | 10,847,419 | 828,179 | 5,878,492 |
| 2015 State Infrastructure Bond | 12,000,000 | 12,000,000 | - | - |
| 2016 Certificate of Obligation | 18,358,306 | 5,077,773 | 349,690 | 12,930,843 |
| 2017 Certificate of Obligation | 5,102,907 | 3,535,868 | 11,592 | 1,555,447 |
| 2019 Tax Note | 40,310,000 | - | 2,130,976 | 38,179,024 |
| General Fund | 16,110,834 | 9,487,704 | 416,188 | 6,206,942 |
| Total Capital Projects | \$121,121,183 | \$51,741,489 | \$3,901,941 | \$65,477,753 |



Nueces County

Summary of Revenue Reports

For revenue reports received for January 2020



as of January 7, 2020

The monthly revenue reports have been received and proofed by the County Auditor's Office, where they are on file for inspection. The monthly revenue reports are respectfully presented to the Commissioners Court for approval, in accordance with LGC 114.002, 114.043, and 114.044. Reports are considered late after the 25th of the following month.

| | | | Jan-20 | | |
|-------------------------------|--|-----------------------|---------------|---------------|-------------|
| DEPT. | | | Last 6 months | REPORT STATUS | LAST REPORT |
| CODE | DEPARTMENT | DEPARTMENT HEAD | % Timely | ✓ Received | SUBMITTED |
| 0160 | Airport Fund | John Cox | 100.00% | ✓ | |
| 5330 | Animal Control | Juan Ramirez | 100.00% | ✓ | |
| 0180 | Coastal Management | Scott Cross | 100.00% | ✓ | |
| 1180 | County Clerk Collections | Kara Sands | 100.00% | ✓ | |
| 1160 | County Clerk Fee Account | Kara Sands | 100.00% | ✓ | |
| 1170 | County Clerk Treasury | Kara Sands | 83.33% | ✓ | |
| 3700 | County Sheriff - Bond Account | John Hooper | 100.00% | ✓ | |
| 3700 | County Sheriff - Civil Account | John Hooper | 100.00% | ✓ | |
| 1324 | County Sheriff - Inmate Benefit | John Hooper | 66.67% | ✓ | |
| 3720 | County Sheriff - Inmate Trust Account | John Hooper | 100.00% | ✓ | |
| 1329 | County Sheriff-Federal Narcotics | John Hooper | 100.00% | ✓ | |
| 3021 | CountyClerk School Fund | Kara Sands | 100.00% | ✓ | |
| 3530 | District Clerk- Child Support | Mark Gonzalez | 50.00% | ✓ | |
| 3530 | District Clerk Fee Operating Account | Anne Lorentzen | 16.67% | Not received | Sep-19 |
| 3530 | District Clerk-Criminal Bond Registry | Anne Lorentzen | 50.00% | ✓ | |
| 3530 | District Clerk-Invested Trust Accounts | Anne Lorentzen | 50.00% | ✓ | |
| 3530 | District Clerk-Registry Accts.# 1 & 2 | Anne Lorentzen | 50.00% | ✓ | |
| 0140 | Fairgrounds Stadium | Anne Lorentzen | 100.00% | ✓ | |
| 1356 | Hilltop Community Center | Edward Herrera | 100.00% | ✓ | |
| 3480 | Juvenile Probation | Edward Herrera | 100.00% | ✓ | |
| 0150 | Law Library | Homer Flores | 100.00% | ✓ | |
| 3890 | Medical Examiner | Abraham Gonzales, Jr. | 100.00% | ✓ | |
| 1370 | Robstown & SanJuan Parks | Dr. Ray Fernandez | 100.00% | ✓ | |
| 4190 | Senior Community Services | Edward Herrera | 100.00% | ✓ | |
| TAX ASSESSOR-COLLECTOR | | | | | |
| 1200 | Proration Account | Kevin Kieschnick | 83.33% | ✓ | |
| 1200 | Monthly Collected Taxes | Kevin Kieschnick | 83.33% | ✓ | |
| 1200 | Gen. Services Account | Kevin Kieschnick | 83.33% | ✓ | |
| 1200 | Motor Vehicle Account (2) | Kevin Kieschnick | 83.33% | ✓ | |
| 1200 | Property Tax Acct | Kevin Kieschnick | 83.33% | ✓ | |
| 1200 | V I T Escrow | Kevin Kieschnick | 83.33% | ✓ | |
| 1200 | IRP Funds | Kevin Kieschnick | 83.33% | ✓ | |



Nueces County
Summary of Revenue Reports
 For revenue reports received for January 2020



as of January 7, 2020

The monthly revenue reports have been received and proofed by the County Auditor's Office, where they are on file for inspection. The monthly revenue reports are respectfully presented to the Commissioners Court for approval, in accordance with LGC 114.002, 114.043, and 114.044. Reports are considered late after the 25th of the following month.

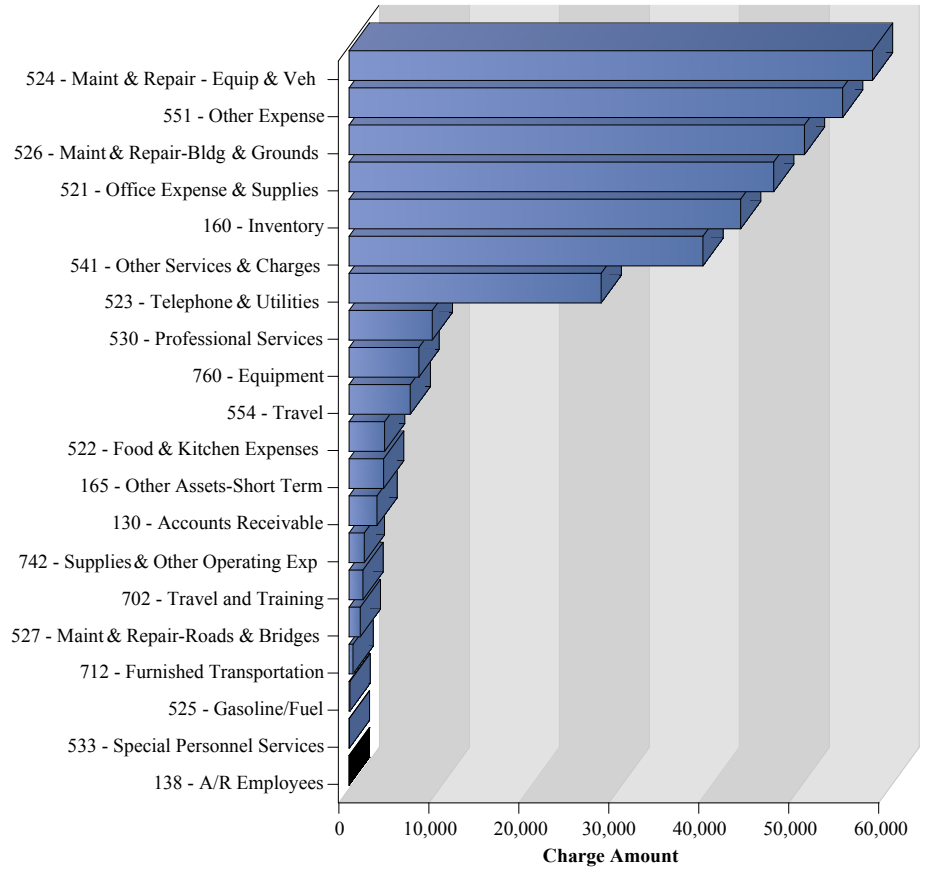
| DEPT. | | | Last 6 months | Jan-20 | |
|------------------------------|---------------------|--------------------------------|-----------------|-------------------|------------------|
| DEPT. | | | | REPORT STATUS | LAST REPORT |
| <u>CODE</u> | <u>DEPARTMENT</u> | <u>DEPARTMENT HEAD</u> | <u>% Timely</u> | <u>✓ Received</u> | <u>SUBMITTED</u> |
| JUSTICES OF THE PEACE | | | | | |
| 3600 | Precinct 1, Place 1 | Judge Joe Benavides | 100.00% | ✓ | |
| 3610 | Precinct 1, Place 2 | Judge Henry Santana | 100.00% | ✓ | |
| 3613 | Precinct 1, Place 3 | Judge Robert Balderas | 100.00% | ✓ | |
| 3621 | Precinct 2, Place 1 | Judge Jo Woosley | 100.00% | ✓ | |
| 3622 | Precinct 2, Place 2 | Judge Thelma Rodriguez | 100.00% | ✓ | |
| 3630 | Precinct 3 | Judge Larry Lawrence | 100.00% | ✓ | |
| 3640 | Precinct 4 | Judge Duncan Neblett, Jr. | 100.00% | ✓ | |
| 3650 | Precinct 5-1 | Judge Robert Gonzalez | 100.00% | ✓ | |
| 3655 | Precinct 5-2 | Judge Armando B. Gonzalez, Jr. | 100.00% | ✓ | |
| CONSTABLES | | | | | |
| 3810 | Precinct 1 | Robert M. Cisneros | 100.00% | ✓ | |
| 3820 | Precinct 2 | Michell Clark | 100.00% | ✓ | |
| 3830 | Precinct 3 | Jimmy Rivera | 100.00% | ✓ | |
| 3840 | Precinct 4 | Robert W. Sherwood | 100.00% | ✓ | |
| 3850 | Precinct 5 | Fred Flores III | 100.00% | ✓ | |

Procurement

(Unaudited)

Nueces County, Texas
PCard Transaction Totals by Budget Category
All Funds
January 2020

| | Amount |
|--------------------------------------|----------------|
| 524 - Maint & Repair - Equip & Veh | 58,177 |
| 551 - Other Expense | 54,860 |
| 526 - Maint & Repair-Bldg & Grounds | 50,616 |
| 521 - Office Expense & Supplies | 47,198 |
| 160 - Inventory | 43,523 |
| 541 - Other Services & Charges | 39,330 |
| 523 - Telephone & Utilities | 28,019 |
| 530 - Professional Services | 9,248 |
| 760 - Equipment | 7,761 |
| 554 - Travel | 6,795 |
| 522 - Food & Kitchen Expenses | 3,947 |
| 165 - Other Assets-Short Term | 3,837 |
| 130 - Accounts Receivable | 3,099 |
| 742 - Supplies & Other Operating Exp | 1,691 |
| 702 - Travel and Training | 1,538 |
| 527 - Maint & Repair-Roads & Bridges | 1,242 |
| 712 - Furnished Transportation | 438 |
| 525 - Gasoline/Fuel | 102 |
| 533 - Special Personnel Services | 28 |
| 138 - A/R Employees | 0 |
| Total | 361,449 |



Nueces County, Texas
PCard Transaction Totals by Budget Category, Key Code
All Funds
January 2020

| Budget Category | Key Code | Amount |
|-------------------------------------|---------------------------------------|------------------|
| 524 - Maint & Repair - Equip & Veh | 5249 - Car Repairs, Supplies & Srvc | 23,712.25 |
| | 5252 - Heavy Motor Equip & Mach M&R | 18,081.81 |
| | 5255 - Tools & Supplies | 4,295.86 |
| | 5250 - Shop-Oil,Tires,Antifrz,Filters | 3,801.19 |
| | 5256 - PC Maintenance & Repairs | 3,426.16 |
| | 5254 - Equip Maint. & Repairs | 2,289.23 |
| | 5248 - Car Accessories | 2,257.31 |
| | 5247 - Car Wash & Cleaning Expense | 174.45 |
| | 5251 - Office Equip Maint & Repairs | 75.00 |
| | 5258 - Radios & Camera Maint & Repair | 63.82 |
| | Total | 58,177.08 |
| 551 - Other Expense | 5517 - Copiers/Print Shop Costs | 54,694.95 |
| | 5515 - Contract Lease Pymts | 165.22 |
| | Total | 54,860.17 |
| 526 - Maint & Repair-Bldg & Grounds | 5268 - Parts, Supplies & Misc | 27,140.78 |
| | 5265 - Mechanical Systems Repairs | 10,915.41 |
| | 5261 - Buildings-Maintenance & Repair | 10,871.31 |
| | 5266 - Contract Services-Buildings | 750.00 |
| | 5264 - Landscape & Grounds M&R | 545.35 |
| | 5262 - Janitorial & Misc Supplies | 393.01 |
| | Total | 50,615.86 |
| 521 - Office Expense & Supplies | 5211 - Office Expenses & Supplies | 42,969.42 |
| | 5680 - Non Capital Outlay < \$5000 | 1,739.43 |
| | 5216 - Gulf Coast Mailing | 1,080.76 |
| | 5215 - Postage Equipment Rentals | 768.00 |
| | 5218 - Books, Magzs & Subscriptions | 397.21 |
| | 5217 - Postage & Fed Express | 243.13 |
| | Total | 47,197.95 |
| 160 - Inventory | 1500 - Inventory - Supplies | 43,358.69 |
| | 1550 - Inventory - Commodities | 164.68 |
| | Total | 43,523.37 |
| 541 - Other Services & Charges | 5437 - Fees & Permits | 13,314.19 |
| | 5449 - Burial/Cremation Expense | 7,984.50 |
| | 5440 - Inmate General Supplies | 6,426.45 |
| | 5414 - Advertisemnts & Public Notices | 2,629.60 |
| | 5447 - Membrships,Dues,Certifications | 1,827.78 |
| | 5444 - Law Enforcement Supplies | 1,659.48 |
| | 5455 - Services - Other | 1,487.68 |

Nueces County, Texas
PCard Transaction Totals by Budget Category, Key Code
All Funds
January 2020

| Budget Category | Key Code | Amount |
|--------------------------------|--|------------------|
| 541 - Other Services & Charges | 5463 - Wearing Apparel Expenses | 1,075.47 |
| | 5459 - Transportation of Persons | 740.37 |
| | 5438 - General Operating Supplies | 609.94 |
| | 5435 - Equipment Rentals | 439.08 |
| | 5433 - Educational & Demo Supplies | 431.92 |
| | 5453 - Recreation Supplies | 348.94 |
| | 5942 - Notary & Other Bonds | 171.22 |
| | 5424 - Books & Subscriptions Inventory | 123.69 |
| | 5427 - Clinical & Hygienic Supplies | 60.00 |
| | Total | 39,330.31 |
| 523 - Telephone & Utilities | 5237 - Utilities - Direct Clients | 15,645.62 |
| | 5236 - InterNet Fees-T-1-ISDN | 4,755.31 |
| | 5235 - Pagers & Other Telephone Exp | 2,425.60 |
| | 5238 - TXU Electric Assistance | 2,011.65 |
| | 5239 - Tipping & Dump Fees | 1,915.48 |
| | 5231 - Telephone Utility Expense | 1,251.27 |
| | 5229 - Content Streaming Services | 14.06 |
| | Total | 28,018.99 |
| 530 - Professional Services | 5302 - Education Registration Fees | 6,383.34 |
| | 5311 - Software Srvc & Maintenance | 2,577.36 |
| | 5307 - County Legal Exps-Other | 150.30 |
| | 5306 - Empl Evals/Testing | 55.00 |
| | 5317 - Training Exps-Inhouse, Cntract | 50.00 |
| | 5304 - Prescription Drugs | 31.52 |
| | Total | 9,247.52 |
| 760 - Equipment | 7524 - Maintenance Agreement - Equip | 7,760.64 |
| | Total | 7,760.64 |
| 554 - Travel | 5542 - Travel, Food & Lodging | 6,795.00 |
| | Total | 6,795.00 |
| 522 - Food & Kitchen Expenses | 5221 - Food & Edible Items | 3,880.52 |
| | 5225 - Kitchen Supplies & Tools | 61.38 |
| | 5222 - Food for Animals | 4.99 |
| | Total | 3,946.89 |
| 165 - Other Assets-Short Term | 1660 - Utility Pre-Payments PCard | 4,248.98 |
| | 1461 - Pre-paid Expenses | 75.00 |
| | 1466 - Prepaid Exps - Ricoh | -486.62 |
| | Total | 3,837.36 |
| 130 - Accounts Receivable | 1472 - Charge Customer A/R | 3,099.38 |

Nueces County, Texas
PCard Transaction Totals by Budget Category, Key Code
All Funds
January 2020

| Budget Category | Key Code | Amount |
|--------------------------------------|--|-------------------|
| 130 - Accounts Receivable | Total | 3,099.38 |
| 742 - Supplies & Other Operating Exp | 7421 - Office Expense & Supplies | 1,564.54 |
| | 7448 - Educational Supplies | 119.36 |
| | 7450 - Freight | 6.99 |
| | Total | 1,690.89 |
| 702 - Travel and Training | 7023 - Lodging | 1,537.64 |
| | Total | 1,537.64 |
| 527 - Maint & Repair-Roads & Bridges | 5273 - Pipe, Culverts & Other Material | 752.00 |
| | 5274 - Parts & Supplies | 489.80 |
| | Total | 1,241.80 |
| 712 - Furnished Transportation | 7126 - Misc Repairs, Parts & Supplies | 438.23 |
| | Total | 438.23 |
| 525 - Gasoline/Fuel | 5241 - Gasoline-Credit Card & Bulk | 101.99 |
| | Total | 101.99 |
| 533 - Special Personnel Services | 5349 - Prosecution Costs-Other | 27.50 |
| | Total | 27.50 |
| 138 - A/R Employees | 1418 - A/R - Employees | 0.00 |
| | Total | 0.00 |
| Total | | 361,448.57 |

Nueces County, Texas
PCard Transaction Totals by Budget Category, Key Code and Department
All Funds
January 2020

| Budget Category | Key Code | Department | Amount | | |
|---------------------------------------|--------------------------------------|--------------------------------------|--------------|---------------------------------|------------------|
| 524 - Maint & Repair - Equip & Veh | 5249 - Car Repairs, Supplies & Srves | 3850 - Constable 5 | 4,458.93 | | |
| | | 4190 - Senior Community Services | 3,359.12 | | |
| | | 3820 - Constable 2 | 3,349.12 | | |
| | | 3700 - County Sheriff | 2,810.02 | | |
| | | 0120 - Road & Bridge Fund | 2,481.88 | | |
| | | 3810 - Constable 1 | 2,046.56 | | |
| | | 3830 - Constable 3 | 1,241.07 | | |
| | | 3720 - Jail | 1,074.97 | | |
| | | 0180 - Coastal Parks Department | 694.87 | | |
| | | 0170 - Inland Park Fund | 654.44 | | |
| | | 3520 - District Attorney | 477.98 | | |
| | | 3490 - Juvenile Detention | 238.50 | | |
| | | 5330 - Nueces County Animal Services | 196.65 | | |
| | | 1570 - Building Superintendent | 195.16 | | |
| | | 6110 - Agricultural Extension | 164.99 | | |
| | | 1270 - County Purchasing | 118.19 | | |
| | | 6210 - Family & Consumer Sciences | 114.80 | | |
| | | 1190 - County Clerk Elections | 14.00 | | |
| | | 2418 - Stonegarden | 14.00 | | |
| | | 1470 - Records Management Department | 7.00 | | |
| | | | Total | 23,712.25 | |
| | | 5252 - Heavy Motor Equip & Mach M&R | | 0120 - Road & Bridge Fund | 17,051.81 |
| | | | | 0180 - Coastal Parks Department | 970.01 |
| | | | | 3092 - Vector Control | 59.99 |
| | | | | Total | 18,081.81 |
| | | 5255 - Tools & Supplies | | 0120 - Road & Bridge Fund | 1,897.90 |
| 0170 - Inland Park Fund | 767.43 | | | | |
| 1570 - Building Superintendent | 757.59 | | | | |
| 3092 - Vector Control | 299.39 | | | | |
| 1590 - Hilltop Facility | 201.60 | | | | |
| 1740 - McKenzie Jail Annex | 186.78 | | | | |
| 1500 - Mechanical Maintenance | 87.96 | | | | |
| 1460 - Robert N. Barnes Juv. Facility | 65.41 | | | | |
| 1200 - Tax Assessor - Collector | 23.92 | | | | |
| 3700 - County Sheriff | 7.88 | | | | |
| Total | 4,295.86 | | | | |
| 5250 - Shop-Oil,Tires,Antifrz,Filters | | 0170 - Inland Park Fund | 2,218.35 | | |
| | | 0120 - Road & Bridge Fund | 966.64 | | |

Nueces County, Texas
PCard Transaction Totals by Budget Category, Key Code and Department
All Funds
January 2020

| Budget Category | Key Code | Department | Amount |
|---------------------------------------|---------------------------------------|---------------------------------------|------------------|
| 524 - Maint & Repair - Equip & Veh | 5250 - Shop-Oil,Tires,Antifrz,Filters | 0180 - Coastal Parks Department | 248.89 |
| | | 3720 - Jail | 195.38 |
| | | 6110 - Agricultural Extension | 129.80 |
| | | 3092 - Vector Control | 42.13 |
| | | Total | 3,801.19 |
| | 5256 - PC Maintenance & Repairs | 0370 - Metropolitan Planning Org | 2,698.59 |
| | | 1240 - Information Technology | 727.57 |
| | | Total | 3,426.16 |
| | 5254 - Equip Maint. & Repairs | 0170 - Inland Park Fund | 1,590.13 |
| | | 1740 - McKenzie Jail Annex | 413.12 |
| | | 1180 - Co Clerk Collections | 139.45 |
| | | 1540 - Johnny S. Calderon Co. Bldg | 136.53 |
| | | 1570 - Building Superintendent | 10.00 |
| | | Total | 2,289.23 |
| | 5248 - Car Accessories | 3700 - County Sheriff | 1,835.09 |
| | | 5330 - Nueces County Animal Services | 375.00 |
| | | 0120 - Road & Bridge Fund | 47.22 |
| | | Total | 2,257.31 |
| | 5247 - Car Wash & Cleaning Expense | 3810 - Constable 1 | 80.00 |
| | | 3850 - Constable 5 | 64.00 |
| | | 0120 - Road & Bridge Fund | 17.00 |
| | | 5220 - Environmental Enforcement | 13.45 |
| | | Total | 174.45 |
| 5251 - Office Equip Maint & Repairs | 3630 - Justice of the Peace 3 | 75.00 | |
| | Total | 75.00 | |
| 5258 - Radios & Camera Maint & Repair | 3850 - Constable 5 | 63.82 | |
| | Total | 63.82 | |
| Total | | | 58,177.08 |
| 551 - Other Expense | 5517 - Copiers/Print Shop Costs | 3720 - Jail | 6,972.01 |
| | | 3530 - District Clerk | 5,412.52 |
| | | 3700 - County Sheriff | 3,988.75 |
| | | 3520 - District Attorney | 3,372.55 |
| | | 4110 - Social Services-Administration | 1,482.03 |
| | | 0120 - Road & Bridge Fund | 1,428.43 |
| | | 1200 - Tax Assessor - Collector | 1,352.56 |
| | | 3480 - Juvenile Probation | 1,275.84 |
| | | 1250 - County Auditor | 1,254.92 |
| | | 6310 - County Library | 1,235.65 |

Nueces County, Texas
PCard Transaction Totals by Budget Category, Key Code and Department
All Funds
January 2020

| Budget Category | Key Code | Department | Amount |
|---------------------------------|---------------------------------|-----------------------------------|----------|
| 551 - Other Expense | 5517 - Copiers/Print Shop Costs | 1490 - CSCD Cook Building | 1,117.75 |
| | | 3640 - Justice of the Peace 4 | 1,068.29 |
| | | 1160 - County Clerk | 1,055.68 |
| | | 6110 - Agricultural Extension | 1,020.93 |
| | | 6210 - Family & Consumer Sciences | 1,020.91 |
| | | 0180 - Coastal Parks Department | 995.47 |
| | | 3490 - Juvenile Detention | 977.35 |
| | | 4190 - Senior Community Services | 878.69 |
| | | 1130 - County Attorney | 857.15 |
| | | 3600 - Justice of the Peace 1-1 | 752.33 |
| | | 1315 - County Clerk Records Mgmt | 713.49 |
| | | 3890 - Medical Examiner | 676.75 |
| | | 1285 - General Administration | 612.79 |
| | | 0150 - Law Library Fund | 595.05 |
| | | 3610 - Justice of the Peace 1-2 | 587.57 |
| | | 3710 - ID Jail Division | 582.51 |
| | | 3250 - Magistrate/ DWI Drug Court | 556.97 |
| | | 3850 - Constable 5 | 546.61 |
| | | 0141 - Fairgrounds and Showbarn | 521.44 |
| | | 3622 - Justice of the Peace 2-2 | 520.33 |
| | | 1121 - CCMGT Support | 519.10 |
| | | 3621 - Justice of the Peace 2-1 | 445.39 |
| | | 1270 - County Purchasing | 418.95 |
| | | 3820 - Constable 2 | 401.07 |
| | | 3120 - County Court at Law 2 | 391.86 |
| | | 3130 - County Court at Law 3 | 391.85 |
| | | 3150 - County Court at Law 5 | 371.57 |
| | | 3613 - Justice of the Peace 1-3 | 368.75 |
| | | 3810 - Constable 1 | 368.23 |
| | | 1245 - Human Resources | 360.15 |
| | | 3630 - Justice of the Peace 3 | 349.59 |
| | | 3310 - 28th District Court | 341.94 |
| | | 1170 - County Clerk Treasury | 335.84 |
| 1180 - Co Clerk Collections | 335.83 | | |
| 3830 - Constable 3 | 333.21 | | |
| 3650 - Justice of the Peace 5-1 | 314.51 | | |
| 3320 - 94th District Court | 299.72 | | |
| 3340 - 117th District Court | 299.71 | | |

Nueces County, Texas
PCard Transaction Totals by Budget Category, Key Code and Department
All Funds
January 2020

| Budget Category | Key Code | Department | Amount | |
|-------------------------------------|---------------------------------|---------------------------------------|----------------------------------|---------------|
| 551 - Other Expense | 5517 - Copiers/Print Shop Costs | 3300 - Court Administration | 297.74 | |
| | | 3110 - County Court at Law 1 | 289.35 | |
| | | 3140 - County Court at Law 4 | 289.34 | |
| | | 3370 - 319th District Court | 274.33 | |
| | | 3380 - 347th District Court | 274.32 | |
| | | 0160 - Airport Fund Administration | 251.75 | |
| | | 3510 - District Clerk-Jury Admin | 250.84 | |
| | | 4195 - Hilltop Community Services | 242.09 | |
| | | 1570 - Building Superintendent | 237.69 | |
| | | 3492 - Juvenile Justice Post-Adjudica | 231.88 | |
| | | 5330 - Nueces County Animal Services | 225.35 | |
| | | 0170 - Inland Park Fund | 225.33 | |
| | | 1470 - Records Management Department | 220.60 | |
| | | 1122 - Grants Administration | 216.07 | |
| | | 3350 - 148th District Court | 196.21 | |
| | | 3360 - 214th District Court | 196.20 | |
| | | 3330 - 105th District Court | 192.58 | |
| | | 3655 - Justice of the Peace 5-2 | 176.53 | |
| | | 1125 - Risk Management | 167.14 | |
| | | 1275 - Veterans' Service | 159.02 | |
| | | Total | 54,694.95 | |
| | | 5515 - Contract Lease Pymts | 0370 - Metropolitan Planning Org | 165.22 |
| | | | Total | 165.22 |
| | Total | | 54,860.17 | |
| 526 - Maint & Repair-Bldg & Grounds | 5268 - Parts, Supplies & Misc | 1570 - Building Superintendent | 7,409.99 | |
| | | 0170 - Inland Park Fund | 6,420.75 | |
| | | 0180 - Coastal Parks Department | 6,089.91 | |
| | | 0120 - Road & Bridge Fund | 2,911.01 | |
| | | 0140 - County Stadium | 1,516.80 | |
| | | 0182 - Pier Funds | 1,301.66 | |
| | | 0181 - Beach Improvement Fund | 469.14 | |
| | | 1240 - Information Technology | 394.86 | |
| | | 1200 - Tax Assessor - Collector | 336.46 | |
| | | 1760 - Robstown Community Building | 156.78 | |
| | | 3720 - Jail | 85.77 | |
| | | 3480 - Juvenile Probation | 37.74 | |
| | | 3492 - Juvenile Justice Post-Adjudica | 27.77 | |
| | | 1590 - Hilltop Facility | -17.86 | |

Nueces County, Texas
PCard Transaction Totals by Budget Category, Key Code and Department
All Funds
January 2020

| Budget Category | Key Code | Department | Amount | |
|-------------------------------------|---------------------------------------|---------------------------------------|------------------------------------|------------------|
| 526 - Maint & Repair-Bldg & Grounds | 5268 - Parts, Supplies & Misc | Total | 27,140.78 | |
| | | 5265 - Mechanical Systems Repairs | 1570 - Building Superintendent | 10,226.83 |
| | | | 0170 - Inland Park Fund | 632.82 |
| | | | 1590 - Hilltop Facility | 55.76 |
| | | | Total | 10,915.41 |
| | 5261 - Buildings-Maintenance & Repair | | 1570 - Building Superintendent | 4,474.37 |
| | | | 0160 - Airport Fund Administration | 2,415.33 |
| | | | 2110 - RoutineAirportMaintProg | 1,590.00 |
| | | | 1240 - Information Technology | 1,130.00 |
| | | | 3490 - Juvenile Detention | 461.61 |
| | | | 0120 - Road & Bridge Fund | 450.00 |
| | | | 0180 - Coastal Parks Department | 350.00 |
| | | | Total | 10,871.31 |
| | 5266 - Contract Services-Buildings | | 0120 - Road & Bridge Fund | 750.00 |
| | | | Total | 750.00 |
| | 5264 - Landscape & Grounds M&R | | 2820 - State Aid-Grant | 328.61 |
| | | | 0120 - Road & Bridge Fund | 216.74 |
| | | | Total | 545.35 |
| | 5262 - Janitorial & Misc Supplies | | 0160 - Airport Fund Administration | 210.00 |
| | | | 3720 - Jail | 139.11 |
| | | | 0120 - Road & Bridge Fund | 37.12 |
| | | | 1590 - Hilltop Facility | 6.78 |
| | | | Total | 393.01 |
| Total | | | 50,615.86 | |
| 521 - Office Expense & Supplies | 5211 - Office Expenses & Supplies | 3720 - Jail | 15,350.09 | |
| | | 1381 - Voter Registration Ch 19 | 2,810.07 | |
| | | 0170 - Inland Park Fund | 2,747.96 | |
| | | 3520 - District Attorney | 2,630.92 | |
| | | 1200 - Tax Assessor - Collector | 2,187.66 | |
| | | 0120 - Road & Bridge Fund | 2,170.00 | |
| | | 3530 - District Clerk | 2,116.07 | |
| | | 3480 - Juvenile Probation | 1,560.58 | |
| | | 6310 - County Library | 1,302.52 | |
| | | 0180 - Coastal Parks Department | 1,140.16 | |
| | | 3490 - Juvenile Detention | 1,006.10 | |
| | | 1270 - County Purchasing | 963.49 | |
| | | 3492 - Juvenile Justice Post-Adjudica | 947.03 | |
| | | 4190 - Senior Community Services | 500.04 | |

Nueces County, Texas
PCard Transaction Totals by Budget Category, Key Code and Department
All Funds
January 2020

| Budget Category | Key Code | Department | Amount |
|---------------------------------|------------------------------------|---------------------------------------|-----------------|
| 521 - Office Expense & Supplies | 5211 - Office Expenses & Supplies | 3075 - Contract Elections | 491.86 |
| | | 3710 - ID Jail Division | 441.21 |
| | | 3700 - County Sheriff | 437.35 |
| | | 3630 - Justice of the Peace 3 | 404.94 |
| | | 1250 - County Auditor | 323.38 |
| | | 3890 - Medical Examiner | 321.99 |
| | | 1125 - Risk Management | 319.75 |
| | | 3330 - 105th District Court | 302.02 |
| | | 5330 - Nueces County Animal Services | 181.20 |
| | | 3320 - 94th District Court | 176.62 |
| | | 1190 - County Clerk Elections | 174.74 |
| | | 3120 - County Court at Law 2 | 173.09 |
| | | 3810 - Constable 1 | 168.00 |
| | | 3200 - Legal Aid | 167.97 |
| | | 3300 - Court Administration | 164.92 |
| | | 3250 - Magistrate/ DWI Drug Court | 145.67 |
| | | 3830 - Constable 3 | 140.85 |
| | | 1122 - Grants Administration | 129.96 |
| | | 3622 - Justice of the Peace 2-2 | 118.87 |
| | | 3820 - Constable 2 | 103.97 |
| | | 3610 - Justice of the Peace 1-2 | 96.45 |
| | | 1470 - Records Management Department | 95.35 |
| | | 1285 - General Administration | 92.69 |
| | | 2150 - TSLAC 2020 Special Projects | 65.25 |
| | | 4120 - Direct Social Services | 55.08 |
| | | 3130 - County Court at Law 3 | 54.00 |
| | | 1121 - CCMGT Support | 53.53 |
| | | 1160 - County Clerk | 50.65 |
| | | 4110 - Social Services-Administration | 49.77 |
| | | 1280 - Employees' Benefits | 35.20 |
| | | 3305 - Title IV-D Court | 15.24 |
| | | 3150 - County Court at Law 5 | 13.10 |
| | | 1180 - Co Clerk Collections | 12.02 |
| 1405 - Fallen Heroes Memorial | -39.96 | | |
| | Total | 42,969.42 | |
| | 5680 - Non Capital Outlay < \$5000 | 0120 - Road & Bridge Fund | 1,739.43 |
| | | Total | 1,739.43 |
| | 5216 - Gulf Coast Mailing | 1200 - Tax Assessor - Collector | 334.68 |

Nueces County, Texas
PCard Transaction Totals by Budget Category, Key Code and Department
All Funds
January 2020

| Budget Category | Key Code | Department | Amount |
|---------------------------------|----------------------------------|---------------------------------------|--------|
| 521 - Office Expense & Supplies | 5216 - Gulf Coast Mailing | 1170 - County Clerk Treasury | 226.48 |
| | | 3530 - District Clerk | 184.76 |
| | | 3520 - District Attorney | 104.88 |
| | | 1160 - County Clerk | 35.32 |
| | | 1180 - Co Clerk Collections | 31.76 |
| | | 3120 - County Court at Law 2 | 20.96 |
| | | 3610 - Justice of the Peace 1-2 | 15.16 |
| | | 3700 - County Sheriff | 12.80 |
| | | 3110 - County Court at Law 1 | 11.20 |
| | | 3300 - Court Administration | 10.88 |
| | | 3810 - Constable 1 | 9.20 |
| | | 1250 - County Auditor | 8.12 |
| | | 3150 - County Court at Law 5 | 8.04 |
| | | 3140 - County Court at Law 4 | 6.88 |
| | | 3130 - County Court at Law 3 | 6.48 |
| | | 3075 - Contract Elections | 6.24 |
| | | 3480 - Juvenile Probation | 6.24 |
| | | 4110 - Social Services-Administration | 6.24 |
| | | 3380 - 347th District Court | 4.56 |
| | | 1130 - County Attorney | 4.04 |
| | | 3340 - 117th District Court | 4.00 |
| | | 3320 - 94th District Court | 3.68 |
| | | 3360 - 214th District Court | 3.52 |
| | | 3310 - 28th District Court | 2.48 |
| | | 3370 - 319th District Court | 2.48 |
| | | 0120 - Road & Bridge Fund | 1.64 |
| | | 1490 - CSCD Cook Building | 1.44 |
| | | 3600 - Justice of the Peace 1-1 | 1.40 |
| | | 3350 - 148th District Court | 1.12 |
| | | 1245 - Human Resources | 1.04 |
| | | 1125 - Risk Management | 0.96 |
| | | 3006 - Dispute Resolutions | 0.80 |
| | | 4130 - Children Protective Services | 0.80 |
| 1285 - General Administration | 0.24 | | |
| 1120 - County Judge | 0.16 | | |
| 1270 - County Purchasing | 0.08 | | |
| | Total | 1,080.76 | |
| | 5215 - Postage Equipment Rentals | 1270 - County Purchasing | 768.00 |

Nueces County, Texas
PCard Transaction Totals by Budget Category, Key Code and Department
All Funds
January 2020

| Budget Category | Key Code | Department | Amount | |
|---------------------------------|------------------------------------|---------------------------------------|------------------|--------|
| 521 - Office Expense & Supplies | 5215 - Postage Equipment Rentals | Total | 768.00 | |
| | 5218 - Books, Magz & Subscriptions | 3520 - District Attorney | | 235.75 |
| | | 1270 - County Purchasing | | 154.00 |
| | | 1122 - Grants Administration | | 7.46 |
| | | Total | 397.21 | |
| | 5217 - Postage & Fed Express | 3830 - Constable 3 | | 92.00 |
| | | 1130 - County Attorney | | 86.40 |
| | | 1122 - Grants Administration | | 43.93 |
| | | 1190 - County Clerk Elections | | 20.80 |
| | | Total | 243.13 | |
| | Total | 47,197.95 | | |
| 160 - Inventory | 1500 - Inventory - Supplies | 1270 - County Purchasing | 42,731.29 | |
| | | 0180 - Coastal Parks Department | 627.40 | |
| | | Total | 43,358.69 | |
| | 1550 - Inventory - Commodities | 0182 - Pier Funds | 164.68 | |
| | | Total | 164.68 | |
| Total | 43,523.37 | | | |
| 541 - Other Services & Charges | 5437 - Fees & Permits | 3700 - County Sheriff | 5,464.76 | |
| | | 3810 - Constable 1 | 1,584.09 | |
| | | 3850 - Constable 5 | 1,584.09 | |
| | | 3820 - Constable 2 | 1,408.08 | |
| | | 3840 - Constable 4 | 1,408.08 | |
| | | 3830 - Constable 3 | 1,232.07 | |
| | | 3520 - District Attorney | 176.01 | |
| | | 5220 - Environmental Enforcement | 176.01 | |
| | | 0120 - Road & Bridge Fund | 154.00 | |
| | | 0180 - Coastal Parks Department | 57.00 | |
| | | 3480 - Juvenile Probation | 25.00 | |
| | | 1570 - Building Superintendent | 15.00 | |
| | | 1160 - County Clerk | 7.50 | |
| | | 1180 - Co Clerk Collections | 7.50 | |
| | | 1190 - County Clerk Elections | 7.50 | |
| | 3720 - Jail | 7.50 | | |
| | Total | 13,314.19 | | |
| | 5449 - Burial/Cremation Expense | 4120 - Direct Social Services | 7,984.50 | |
| | | Total | 7,984.50 | |
| | 5440 - Inmate General Supplies | 3720 - Jail | 4,282.00 | |
| | | 3492 - Juvenile Justice Post-Adjudica | 819.51 | |

Nueces County, Texas
PCard Transaction Totals by Budget Category, Key Code and Department
All Funds
January 2020

| Budget Category | Key Code | Department | Amount |
|--------------------------------------|---------------------------------------|---------------------------------------|-----------------|
| 541 - Other Services & Charges | 5440 - Inmate General Supplies | 3490 - Juvenile Detention | 784.98 |
| | | 1324 - Inmate Commissary Fund | 539.96 |
| | | Total | 6,426.45 |
| | 5414 - Advertisemnts & Public Notices | 1270 - County Purchasing | 1,266.30 |
| | | 4130 - Children Protective Services | 921.80 |
| | | 0370 - Metropolitan Planning Org | 441.50 |
| | | Total | 2,629.60 |
| | 5447 - Membrships,Dues,Certifications | 1130 - County Attorney | 755.00 |
| | | 0370 - Metropolitan Planning Org | 311.00 |
| | | 3092 - Vector Control | 153.88 |
| | | 3850 - Constable 5 | 149.13 |
| | | 0120 - Road & Bridge Fund | 148.82 |
| | | 0160 - Airport Fund Administration | 140.00 |
| | | 1250 - County Auditor | 75.00 |
| | | 3820 - Constable 2 | 60.00 |
| | | 5220 - Environmental Enforcement | 34.95 |
| | | Total | 1,827.78 |
| | 5444 - Law Enforcement Supplies | 3700 - County Sheriff | 953.09 |
| | | 1330 - State Awrded Sheriff | 527.95 |
| | | 3810 - Constable 1 | 178.44 |
| | | Total | 1,659.48 |
| | 5455 - Services - Other | 0103 - Group Health Insurance | 1,365.03 |
| | | 3850 - Constable 5 | 75.98 |
| | | 2820 - State Aid-Grant | 46.67 |
| | | Total | 1,487.68 |
| | 5463 - Wearing Apparel Expenses | 3492 - Juvenile Justice Post-Adjudica | 1,075.47 |
| | | Total | 1,075.47 |
| | 5459 - Transportation of Persons | 3700 - County Sheriff | 740.37 |
| | | Total | 740.37 |
| | 5438 - General Operating Supplies | 3092 - Vector Control | 576.38 |
| 5330 - Nueces County Animal Services | | 33.56 | |
| Total | | 609.94 | |
| 5435 - Equipment Rentals | 0120 - Road & Bridge Fund | 258.97 | |
| | 1570 - Building Superintendent | 180.11 | |
| | Total | 439.08 | |
| 5433 - Educational & Demo Supplies | 3492 - Juvenile Justice Post-Adjudica | 431.92 | |
| | Total | 431.92 | |
| 5453 - Recreation Supplies | 0137 - Pret 2 Special Revenue Fund | 348.94 | |

Nueces County, Texas
PCard Transaction Totals by Budget Category, Key Code and Department
All Funds
January 2020

| Budget Category | Key Code | Department | Amount | |
|--------------------------------|--|---------------------------------------|-----------------------|---------------|
| 541 - Other Services & Charges | 5453 - Recreation Supplies | Total | 348.94 | |
| | | 5942 - Notary & Other Bonds | 3700 - County Sheriff | 146.22 |
| | | | 3720 - Jail | 25.00 |
| | | | Total | 171.22 |
| | 5424 - Books & Subscriptions Inventory | 6310 - County Library | 123.69 | |
| | | Total | 123.69 | |
| | 5427 - Clinical & Hygienic Supplies | 3492 - Juvenile Justice Post-Adjudica | 60.00 | |
| Total | | 60.00 | | |
| | Total | 39,330.31 | | |
| 523 - Telephone & Utilities | 5237 - Utilities - Direct Clients | 4120 - Direct Social Services | 11,799.56 | |
| | | 2170 - Tx Vet Comm Vet Asst | 2,984.45 | |
| | | 1350 - CBCF/TXU | 746.39 | |
| | | 2169 - Emergency Food and Shelter Prg | 115.22 | |
| | | Total | 15,645.62 | |
| | 5236 - InterNet Fees-T-1-ISDN | 1240 - Information Technology | 3,145.01 | |
| | | 1770 - Sr Community Services Bldgs. | 367.80 | |
| | | 1329 - Fed Awrded Sheriff | 323.71 | |
| | | 3720 - Jail | 288.00 | |
| | | 5105 - Emergency Management | 148.48 | |
| | | 1460 - Robert N. Barnes Juv. Facility | 123.53 | |
| | | 1780 - David Berlanga,Sr. Bldg | 122.60 | |
| | | 6210 - Family & Consumer Sciences | 120.60 | |
| | | 0370 - Metropolitan Planning Org | 115.58 | |
| | | Total | 4,755.31 | |
| | 5235 - Pagers & Other Telephone Exp | 1570 - Building Superintendent | 2,425.60 | |
| | | Total | 2,425.60 | |
| | 5238 - TXU Electric Assistance | 1350 - CBCF/TXU | 2,011.65 | |
| | | Total | 2,011.65 | |
| | 5239 - Tipping & Dump Fees | 0120 - Road & Bridge Fund | 1,514.75 | |
| | | 0160 - Airport Fund Administration | 200.00 | |
| | | 1240 - Information Technology | 78.00 | |
| | | 0370 - Metropolitan Planning Org | 68.42 | |
| | | 1570 - Building Superintendent | 54.31 | |
| | | Total | 1,915.48 | |
| | 5231 - Telephone Utility Expense | 1240 - Information Technology | 953.35 | |
| | | 0370 - Metropolitan Planning Org | 297.92 | |
| | | Total | 1,251.27 | |
| | 5229 - Content Streaming Services | 3480 - Juvenile Probation | 14.06 | |

Nueces County, Texas
PCard Transaction Totals by Budget Category, Key Code and Department
All Funds
January 2020

| Budget Category | Key Code | Department | Amount |
|-----------------------------|---------------------------------------|---------------------------------------|------------------|
| 523 - Telephone & Utilities | 5229 - Content Streaming Services | Total | 14.06 |
| | Total | | 28,018.99 |
| 530 - Professional Services | 5302 - Education Rvgration Fees | 2399 - Justice Assistance Grant | 1,832.00 |
| | | 1160 - County Clerk | 1,000.00 |
| | | 3520 - District Attorney | 955.00 |
| | | 0370 - Metropolitan Planning Org | 700.00 |
| | | 0120 - Road & Bridge Fund | 420.00 |
| | | 6310 - County Library | 365.00 |
| | | 2150 - TSLAC 2020 Special Projects | 305.00 |
| | | 0180 - Coastal Parks Department | 299.98 |
| | | 5330 - Nueces County Animal Services | 296.36 |
| | | 1130 - County Attorney | 185.00 |
| | | 1245 - Human Resources | 25.00 |
| | | | Total |
| | 5311 - Software Srvc & Maintenance | 1240 - Information Technology | 1,847.34 |
| | | 1250 - County Auditor | 714.87 |
| | | 0370 - Metropolitan Planning Org | 15.15 |
| | | Total | 2,577.36 |
| | 5307 - County Legal Exps-Other | 3520 - District Attorney | 150.30 |
| | | Total | 150.30 |
| | 5306 - Empl Evals/Testing | 3490 - Juvenile Detention | 33.00 |
| | | 3480 - Juvenile Probation | 11.00 |
| | | 3492 - Juvenile Justice Post-Adjudica | 11.00 |
| | | Total | 55.00 |
| | 5317 - Training Exps-Inhouse, Cntract | 3700 - County Sheriff | 50.00 |
| | | Total | 50.00 |
| | 5304 - Prescription Drugs | 1350 - CBCF/TXU | 31.52 |
| | | Total | 31.52 |
| | | Total | 9,247.52 |
| 760 - Equipment | 7524 - Maintenance Agreement - Equip | 0440 - Substance Abuse Treatment | 4,628.36 |
| | | 0402 - CSCD | 2,000.81 |
| | | 0410 - CCP Pre-Trial Services | 1,131.47 |
| | | Total | 7,760.64 |
| | Total | 7,760.64 | |
| 554 - Travel | 5542 - Travel, Food & Lodging | 3520 - District Attorney | 2,176.20 |
| | | 1122 - Grants Administration | 1,767.09 |
| | | 1285 - General Administration | 1,198.39 |
| | | 3300 - Court Administration | 544.74 |

Nueces County, Texas
PCard Transaction Totals by Budget Category, Key Code and Department
All Funds
January 2020

| Budget Category | Key Code | Department | Amount |
|--------------------------------------|-----------------------------------|---------------------------------------|-----------------|
| 554 - Travel | 5542 - Travel, Food & Lodging | 1020 - County Commissioner Prec 2 | 519.99 |
| | | 3480 - Juvenile Probation | 239.29 |
| | | 1240 - Information Technology | 140.30 |
| | | 6110 - Agricultural Extension | 115.48 |
| | | 6210 - Family & Consumer Sciences | 93.52 |
| | | Total | 6,795.00 |
| | Total | 6,795.00 | |
| 522 - Food & Kitchen Expenses | 5221 - Food & Edible Items | 2170 - Tx Vet Comm Vet Asst | 2,114.58 |
| | | 0103 - Group Health Insurance | 1,372.26 |
| | | 3300 - Court Administration | 145.06 |
| | | 1319 - Interest on TJJD Monies | 131.82 |
| | | 2820 - State Aid-Grant | 116.80 |
| | | Total | 3,880.52 |
| | 5225 - Kitchen Supplies & Tools | 1322 - Sheriff Community Projects | 61.38 |
| | | Total | 61.38 |
| | 5222 - Food for Animals | 5330 - Nueces County Animal Services | 4.99 |
| | | Total | 4.99 |
| | Total | 3,946.89 | |
| 165 - Other Assets-Short Term | 1660 - Utility Pre-Payments PCard | 0110 - General Fund Administration | 2,077.00 |
| | | 0140 - County Stadium | 1,504.17 |
| | | 0160 - Airport Fund Administration | 398.50 |
| | | 0170 - Inland Park Fund | 269.31 |
| | | Total | 4,248.98 |
| | 1461 - Pre-paid Expenses | 1270 - County Purchasing | 75.00 |
| | | Total | 75.00 |
| | 1466 - Prepaid Exps - Ricoh | 1270 - County Purchasing | -486.62 |
| | | Total | -486.62 |
| | Total | 3,837.36 | |
| 130 - Accounts Receivable | 1472 - Charge Customer A/R | 3492 - Juvenile Justice Post-Adjudica | 3,099.38 |
| | | Total | 3,099.38 |
| | Total | 3,099.38 | |
| 742 - Supplies & Other Operating Exp | 7421 - Office Expense & Supplies | 0402 - CSCD | 1,165.59 |
| | | 0434 - Admin TAIP | 248.98 |
| | | 0412 - Comm Service Restitution(CSR) | 119.99 |
| | | 0405 - Sex Offender-DP | 29.98 |
| | | Total | 1,564.54 |
| | 7448 - Educational Supplies | 0440 - Substance Abuse Treatment | 119.36 |
| | | Total | 119.36 |

Nueces County, Texas
PCard Transaction Totals by Budget Category, Key Code and Department
All Funds
January 2020

| Budget Category | Key Code | Department | Amount |
|--------------------------------------|---------------------------------------|----------------------------------|-------------------|
| 742 - Supplies & Other Operating Exp | 7450 - Freight | 0402 - CSCD | 6.99 |
| | | Total | 6.99 |
| | Total | 1,690.89 | |
| 702 - Travel and Training | 7023 - Lodging | 0410 - CCP Pre-Trial Services | 602.67 |
| | | 0440 - Substance Abuse Treatment | 533.60 |
| | | 0402 - CSCD | 401.37 |
| | | Total | 1,537.64 |
| | Total | 1,537.64 | |
| 527 - Maint & Repair-Roads & Bridges | 5273 - Pipe,Culverts & Other Material | 0120 - Road & Bridge Fund | 752.00 |
| | | Total | 752.00 |
| | 5274 - Parts & Supplies | 0120 - Road & Bridge Fund | 489.80 |
| | | Total | 489.80 |
| | Total | 1,241.80 | |
| 712 - Furnished Transportation | 7126 - Misc Repairs, Parts & Supplies | 0410 - CCP Pre-Trial Services | 438.23 |
| | | Total | 438.23 |
| | Total | 438.23 | |
| 525 - Gasoline/Fuel | 5241 - Gasoline-Credit Card & Bulk | 6110 - Agricultural Extension | 58.00 |
| | | 3480 - Juvenile Probation | 33.99 |
| | | 0180 - Coastal Parks Department | 10.00 |
| | | Total | 101.99 |
| | Total | 101.99 | |
| 533 - Special Personnel Services | 5349 - Prosecution Costs-Other | 3520 - District Attorney | 27.50 |
| | | Total | 27.50 |
| | Total | 27.50 | |
| 138 - A/R Employees | 1418 - A/R - Employees | 0120 - Road & Bridge Fund | 0.00 |
| | | 1160 - County Clerk | 0.00 |
| | | Total | 0.00 |
| | Total | 0.00 | |
| Total | | | 361,448.57 |

Nueces County
Transaction Totals by Department Average
Statement Date(s): 01/28/2020

| Merchant | Amount | Department | Card Holder Name | Average Transaction per Dept | Average Transaction per Cardholder |
|---------------------------|-----------|------------|--------------------------------|------------------------------|------------------------------------|
| FINANCIAL SERVICES | 20,853.05 | 1250 | LARIOZ, CONSUELO PEREZ | 9,726.94 | 15,762.43 |
| GULF COAST MAILING SERV | 1,080.76 | 1250 | LARIOZ, CONSUELO PEREZ | 9,726.94 | 15,762.43 |
| RICOH USA INC | 41,115.92 | 1250 | LARIOZ, CONSUELO PEREZ | 9,726.94 | 15,762.43 |
| INTUIT QUICKBOOKS | 714.87 | 1250 | GONZALEZ, FRANCISCA YESENIA SA | 9,726.94 | 2,481.92 |
| NUECES COUNTY WCID 3 | 4,248.98 | 1250 | GONZALEZ, FRANCISCA YESENIA SA | 9,726.94 | 2,481.92 |
| TSBPA IND LIC RENEW | 75.00 | 1250 | ATCHLEY, LOREN DALE | 9,726.94 | 75.00 |
| H-E-B #462 | 2,114.58 | 1275 | ACOSTA, DIANA MARIA | 704.86 | 704.86 |
| IN R & R PETRO SERVICES | 1,968.33 | 0160 | COX, JOHN F | 544.42 | 544.42 |
| PAYPAL PETRO CLASS | 140.00 | 0160 | COX, JOHN F | 544.42 | 544.42 |
| PREMIER CHEMICAL | 210.00 | 0160 | COX, JOHN F | 544.42 | 544.42 |
| SQ G A DOUGLAS | 1,590.00 | 0160 | COX, JOHN F | 544.42 | 544.42 |
| SYN-TECH SYSTEMS | 447.00 | 0160 | COX, JOHN F | 544.42 | 544.42 |
| DOUBLETREE HOTEL ELPASO | 519.99 | 1020 | GONZALEZ, JOE A | 519.99 | 519.99 |
| AMZN MKTP US 213SO6LA3 | 36.08 | 1270 | RAMIREZ, ROMEO ANTHONY | 503.32 | 1,512.84 |
| CRADLEPOINT | 13,025.69 | 1270 | RAMIREZ, ROMEO ANTHONY | 503.32 | 1,512.84 |
| DAILY WELLS COMMUNICATIO | 1,835.09 | 1270 | RAMIREZ, ROMEO ANTHONY | 503.32 | 1,512.84 |
| HCTRA EZ TAG ONLINE | 17.50 | 1270 | RAMIREZ, ROMEO ANTHONY | 503.32 | 1,512.84 |
| NUECES CO TX - GOV PAY FE | 6.00 | 1270 | RAMIREZ, ROMEO ANTHONY | 503.32 | 1,512.84 |
| NUECES CO TX-TAC-MOTOR | 208.00 | 1270 | RAMIREZ, ROMEO ANTHONY | 503.32 | 1,512.84 |
| AUTOZONE #1328 | 80.95 | 1270 | RODRIGUEZ, RAUL R | 503.32 | 717.05 |
| SOUTHERN TIRE MART | 37.24 | 1270 | RODRIGUEZ, RAUL R | 503.32 | 717.05 |
| USPS PO 4820250415 | 2,750.00 | 1270 | RODRIGUEZ, RAUL R | 503.32 | 717.05 |
| CORPUS CHRISTI CALLER | 1,266.30 | 1270 | CROXTON, CHERYL ANN | 503.32 | 633.15 |
| A&W OFFICE SUPPLY | 4,208.50 | 1270 | CLARK, JAMYE | 503.32 | 472.29 |
| AMERICAN SOLUTIONS4 BUS | 1,699.96 | 1270 | CLARK, JAMYE | 503.32 | 472.29 |
| AMZN MKTP US 0J21F69U3 | 317.06 | 1270 | CLARK, JAMYE | 503.32 | 472.29 |
| AMZN MKTP US 5V5VS7483 | 20.98 | 1270 | CLARK, JAMYE | 503.32 | 472.29 |
| AMZN MKTP US FP88Z3XO3 | 81.88 | 1270 | CLARK, JAMYE | 503.32 | 472.29 |
| AMZN MKTP US NF6YF4TO3 | 169.99 | 1270 | CLARK, JAMYE | 503.32 | 472.29 |
| AMZN MKTP US T05RJ3L33 | 9.90 | 1270 | CLARK, JAMYE | 503.32 | 472.29 |
| AMZN MKTP US U64O37P23 | 35.94 | 1270 | CLARK, JAMYE | 503.32 | 472.29 |
| AMZN MKTP US UH4CQ1OZ3 | 135.17 | 1270 | CLARK, JAMYE | 503.32 | 472.29 |
| AMZN MKTP US WF33U11M3 | 321.99 | 1270 | CLARK, JAMYE | 503.32 | 472.29 |
| CARROT TOP INDUSTRIES | 393.03 | 1270 | CLARK, JAMYE | 503.32 | 472.29 |
| CC DISTRIBUTORS | 638.95 | 1270 | CLARK, JAMYE | 503.32 | 472.29 |
| CC STAMP WORKS INC | 896.25 | 1270 | CLARK, JAMYE | 503.32 | 472.29 |

Nueces County
Transaction Totals by Department Average
Statement Date(s): 01/28/2020

| Merchant | Amount | Department | Card Holder Name | Average Transaction per Dept | Average Transaction per Cardholder |
|---------------------------|-----------|------------|------------------------|------------------------------|------------------------------------|
| CDW GOVT #WGQ3381 | 169.95 | 1270 | CLARK, JAMYE | 503.32 | 472.29 |
| CDW GOVT #WHD4533 | 994.44 | 1270 | CLARK, JAMYE | 503.32 | 472.29 |
| CDW GOVT #WKV4271 | 2,810.07 | 1270 | CLARK, JAMYE | 503.32 | 472.29 |
| CDW GOVT #WKW5603 | 894.11 | 1270 | CLARK, JAMYE | 503.32 | 472.29 |
| CDW GOVT #WPF2335 | 1,043.31 | 1270 | CLARK, JAMYE | 503.32 | 472.29 |
| COASTAL OFFICE SOLUTIONS | 3,687.09 | 1270 | CLARK, JAMYE | 503.32 | 472.29 |
| COMLINK WIRELESS | 1,101.00 | 1270 | CLARK, JAMYE | 503.32 | 472.29 |
| CORPUS CHRISTI ELECTRIC | 284.78 | 1270 | CLARK, JAMYE | 503.32 | 472.29 |
| DMI DELL HIGHER EDUC | 172.72 | 1270 | CLARK, JAMYE | 503.32 | 472.29 |
| FASCLAMPITT CORPUS CHRIST | 627.17 | 1270 | CLARK, JAMYE | 503.32 | 472.29 |
| GATEWAY PRINTING & OFFICE | 16,241.17 | 1270 | CLARK, JAMYE | 503.32 | 472.29 |
| GRAINGER | 106.06 | 1270 | CLARK, JAMYE | 503.32 | 472.29 |
| GULF COAST PAPER COMPANY- | 32,978.37 | 1270 | CLARK, JAMYE | 503.32 | 472.29 |
| ITD PRINT SOLUTIONS | 662.00 | 1270 | CLARK, JAMYE | 503.32 | 472.29 |
| JAM PAPER & ENVELOPE | 404.94 | 1270 | CLARK, JAMYE | 503.32 | 472.29 |
| MOORE MEDICAL LLC | 1,259.48 | 1270 | CLARK, JAMYE | 503.32 | 472.29 |
| MY BINDING COM | 110.62 | 1270 | CLARK, JAMYE | 503.32 | 472.29 |
| NNA SERVICES LLC | 318.76 | 1270 | CLARK, JAMYE | 503.32 | 472.29 |
| QUIK PRINT | 136.00 | 1270 | CLARK, JAMYE | 503.32 | 472.29 |
| SPIRAL BINDING LLC | 865.91 | 1270 | CLARK, JAMYE | 503.32 | 472.29 |
| VARIDESK 1800 207 2587 | 711.00 | 1270 | CLARK, JAMYE | 503.32 | 472.29 |
| ZEP SALES AND SERVICE | 112.99 | 1270 | CLARK, JAMYE | 503.32 | 472.29 |
| GATEWAY PRINTING & OFFICE | 10.54 | 1270 | MALDONADO JR, JOHNNY J | 503.32 | 414.14 |
| GULF COAST PAPER COMPANY- | 3,716.71 | 1270 | MALDONADO JR, JOHNNY J | 503.32 | 414.14 |
| PITNEY BOWES PI | 768.00 | 1270 | ROBINSON, MICHAEL R | 503.32 | 230.50 |
| THOMSON WEST TCD | 154.00 | 1270 | ROBINSON, MICHAEL R | 503.32 | 230.50 |
| FASCLAMPITT CORPUS CHRIST | 73.09 | 1270 | HERNANDEZ, MARGARITA | 503.32 | 188.10 |
| GATEWAY PRINTING & OFFICE | 1,632.48 | 1270 | HERNANDEZ, MARGARITA | 503.32 | 188.10 |
| GULF COAST PAPER COMPANY- | 892.60 | 1270 | HERNANDEZ, MARGARITA | 503.32 | 188.10 |
| POSTNET (TX162) | 35.20 | 1270 | HERNANDEZ, MARGARITA | 503.32 | 188.10 |
| NEESSEN CHEVROLET BUICK | 1,660.43 | 3850 | FLORES III, FRANK | 437.44 | 868.20 |
| NICHOLS GUNS | 75.98 | 3850 | FLORES III, FRANK | 437.44 | 868.20 |
| ASTROMATIC CAR WASH ROBST | 64.00 | 3850 | MARTIN, VANESSA | 437.44 | 382.17 |
| FRANCOS GARAGE | 1,953.50 | 3850 | MARTIN, VANESSA | 437.44 | 382.17 |
| STUNTCAMS LLC | 63.82 | 3850 | MARTIN, VANESSA | 437.44 | 382.17 |
| TEXAS ASSOCIATION OF C | 95.00 | 3850 | MARTIN, VANESSA | 437.44 | 382.17 |
| VIP CAR WASH & SUPER | 116.70 | 3850 | MARTIN, VANESSA | 437.44 | 382.17 |

Nueces County
Transaction Totals by Department Average
Statement Date(s): 01/28/2020

| Merchant | Amount | Department | Card Holder Name | Average Transaction per Dept | Average Transaction per Cardholder |
|---------------------------|----------|------------|------------------------|------------------------------|------------------------------------|
| GOODYEAR TIRE #4739 | 688.44 | 3850 | RAMOS JR, ROBERTO | 437.44 | 260.81 |
| NICHOLS GUNS | 54.13 | 3850 | RAMOS JR, ROBERTO | 437.44 | 260.81 |
| O'REILLY AUTO PARTS 1687 | 39.86 | 3850 | RAMOS JR, ROBERTO | 437.44 | 260.81 |
| AMZN MKTP US Z38KN9AZ3 | 129.96 | 1122 | BEDIA, MARIA MAGDALENA | 389.69 | 389.69 |
| CC CALLER-TIMES | 7.46 | 1122 | BEDIA, MARIA MAGDALENA | 389.69 | 389.69 |
| FEDEX 90934653 | 43.93 | 1122 | BEDIA, MARIA MAGDALENA | 389.69 | 389.69 |
| HILTON HOTELS | 1,767.09 | 1122 | BEDIA, MARIA MAGDALENA | 389.69 | 389.69 |
| CITY OF CORPUS CHRISTI | 137.43 | 4130 | MARTINEZ, SARAH EVETTE | 387.08 | 387.08 |
| CORPUS CHRISTI CALLER | 921.80 | 4130 | MARTINEZ, SARAH EVETTE | 387.08 | 387.08 |
| USR-ELECTRIC BILL | 102.00 | 4130 | MARTINEZ, SARAH EVETTE | 387.08 | 387.08 |
| IN SUPERGLASS WINDSHIELD | 30.00 | 3820 | BRANDON, DONNA D | 351.31 | 1,086.64 |
| ISLAND TIRE AND AUTOMOTIV | 110.99 | 3820 | BRANDON, DONNA D | 351.31 | 1,086.64 |
| MAACO | 3,118.92 | 3820 | BRANDON, DONNA D | 351.31 | 1,086.64 |
| OFFICE DEPOT #70 | 103.97 | 3820 | GONZALES, MINERVA S | 351.31 | 81.98 |
| TEXAS ASSOCIATION OF C | 60.00 | 3820 | GONZALES, MINERVA S | 351.31 | 81.98 |
| ISLAND TIRE AND AUTOMOTIV | 58.37 | 3820 | NELSON, JOSEPH DAVID | 351.31 | 58.37 |
| O'REILLY AUTO PARTS 1687 | 6.96 | 3820 | LINDNER, DAVID F | 351.31 | 7.71 |
| WAL-MART #0490 | 23.88 | 3820 | LINDNER, DAVID F | 351.31 | 7.71 |
| INTERSTATE BATTERIES | 1,834.45 | 4190 | PAREDEZ, EZEQUIEL | 347.18 | 675.64 |
| PMI ROBSTOWN | 482.43 | 4190 | PAREDEZ, EZEQUIEL | 347.18 | 675.64 |
| ROBLES TIRE | 437.82 | 4190 | PAREDEZ, EZEQUIEL | 347.18 | 675.64 |
| SPL ROBSTOWN HARDWARE COM | 942.58 | 4190 | PAREDEZ, EZEQUIEL | 347.18 | 675.64 |
| THE HOME DEPOT #6564 | 356.55 | 4190 | PAREDEZ, EZEQUIEL | 347.18 | 675.64 |
| C.C BUILDERS HARDWARE | 244.91 | 4190 | STOVALL, SYLVESTER | 347.18 | 559.64 |
| FIVE POINTS AUTO CENTER | 131.55 | 4190 | STOVALL, SYLVESTER | 347.18 | 559.64 |
| THE HOME DEPOT #6564 | 5,117.43 | 4190 | STOVALL, SYLVESTER | 347.18 | 559.64 |
| THE HOME DEPOT #6584 | 588.36 | 4190 | STOVALL, SYLVESTER | 347.18 | 559.64 |
| THE HOME DEPOT 6564 | 1,193.10 | 4190 | STOVALL, SYLVESTER | 347.18 | 559.64 |
| BECK AND MASTEN BUICK GMC | 3,359.12 | 4190 | SANTOS, MARCELINA V | 347.18 | 439.49 |
| THE HOME DEPOT #6564 | 78.21 | 4190 | SANTOS, MARCELINA V | 347.18 | 439.49 |
| WAL-MART #0464 | 78.57 | 4190 | SANTOS, MARCELINA V | 347.18 | 439.49 |
| FIVE POINTS AUTO CENTER | 75.07 | 4190 | VALADEZ, JOSE | 347.18 | 145.38 |
| INTERSTATE BATTERIES | 383.90 | 4190 | VALADEZ, JOSE | 347.18 | 145.38 |
| O'REILLY AUTO PARTS 1441 | 74.90 | 4190 | VALADEZ, JOSE | 347.18 | 145.38 |
| PMI ROBSTOWN | 122.93 | 4190 | VALADEZ, JOSE | 347.18 | 145.38 |
| ROBLES TIRE | 239.78 | 4190 | VALADEZ, JOSE | 347.18 | 145.38 |

Nueces County
Transaction Totals by Department Average
Statement Date(s): 01/28/2020

| Merchant | Amount | Department | Card Holder Name | Average Transaction per Dept | Average Transaction per Cardholder |
|---------------------------|----------|------------|-------------------------------|------------------------------|------------------------------------|
| SPL ROBSTOWN HARDWARE COM | 417.77 | 4190 | VALADEZ, JOSE | 347.18 | 145.38 |
| THE HOME DEPOT #6564 | 931.82 | 4190 | VALADEZ, JOSE | 347.18 | 145.38 |
| THE HOME DEPOT 6564 | 225.37 | 4190 | VALADEZ, JOSE | 347.18 | 145.38 |
| SPECTRUM | 490.40 | 4190 | HERNANDEZ, JUANITA | 347.18 | 122.60 |
| GRAINGER | 201.60 | 4190 | MONTEMAYOR, ELIZABETH J | 347.18 | 61.57 |
| THE HOME DEPOT #6564 | -29.32 | 4190 | MONTEMAYOR, ELIZABETH J | 347.18 | 61.57 |
| WESTERN AUTO ACE HARDWAR | 74.00 | 4190 | MONTEMAYOR, ELIZABETH J | 347.18 | 61.57 |
| HYATT HOUSE AUSTIN/DOW | 544.74 | 3300 | ROBERTS, MARILEE LISEC | 344.90 | 344.90 |
| SCHLOTZSKY'S OLO #1120 | 145.06 | 3300 | ROBERTS, MARILEE LISEC | 344.90 | 344.90 |
| BANDERA COUNTY TX DIST C | 27.50 | 3520 | ARVIZU, ELIZABETH NICHOLE | 309.44 | 322.70 |
| BLUE360 MEDIA LLC | 73.75 | 3520 | ARVIZU, ELIZABETH NICHOLE | 309.44 | 322.70 |
| OMNI AUSTIN SOUTHPARK | 2,176.20 | 3520 | ARVIZU, ELIZABETH NICHOLE | 309.44 | 322.70 |
| SAFELITE ONLINE PAYMENTS | 477.98 | 3520 | ARVIZU, ELIZABETH NICHOLE | 309.44 | 322.70 |
| SIG SAUER INC | 430.00 | 3520 | ARVIZU, ELIZABETH NICHOLE | 309.44 | 322.70 |
| TDCAA | 525.00 | 3520 | ARVIZU, ELIZABETH NICHOLE | 309.44 | 322.70 |
| THOMSON WEST TCD | 162.00 | 3520 | ARVIZU, ELIZABETH NICHOLE | 309.44 | 322.70 |
| TLO TRANSUNION | 150.30 | 3520 | MILLS, KATHY SUE | 309.44 | 150.30 |
| AMZN MKTP US XS66H7813 | 437.80 | 0370 | MENDIETA, VICTOR EMILIANO | 267.41 | 437.80 |
| CORPUS CHRISTI CALLER | 441.50 | 0370 | BOULAN, YOSHIKO | 267.41 | 303.36 |
| KYOCERA DOCUMENT SOLUTION | 165.22 | 0370 | BOULAN, YOSHIKO | 267.41 | 303.36 |
| ALTEX COMPUTER AND ELECTR | 477.98 | 0370 | MACDONALD, ROBERT F | 267.41 | 259.57 |
| ASCE PURCHASING | 311.00 | 0370 | MACDONALD, ROBERT F | 267.41 | 259.57 |
| THE UPS STORE #6986 | 68.42 | 0370 | MACDONALD, ROBERT F | 267.41 | 259.57 |
| TTI REGISTRATIONS | 700.00 | 0370 | MACDONALD, ROBERT F | 267.41 | 259.57 |
| 8X8 INC. 888-898-8733 | 297.92 | 0370 | CARRIZALES, DANIEL VILLARREAL | 267.41 | 245.72 |
| BESTBUYCOM805685416599 | 245.96 | 0370 | CARRIZALES, DANIEL VILLARREAL | 267.41 | 245.72 |
| BESTBUYCOM805687476797 | 19.99 | 0370 | CARRIZALES, DANIEL VILLARREAL | 267.41 | 245.72 |
| CORSAIR MEMORY INC | 746.85 | 0370 | CARRIZALES, DANIEL VILLARREAL | 267.41 | 245.72 |
| CROSS BORDER TRANS FEE | 0.15 | 0370 | CARRIZALES, DANIEL VILLARREAL | 267.41 | 245.72 |

Nueces County
Transaction Totals by Department Average
Statement Date(s): 01/28/2020

| Merchant | Amount | Department | Card Holder Name | Average Transaction per Dept | Average Transaction per Cardholder |
|---------------------------|----------|------------|-------------------------------|------------------------------|------------------------------------|
| NEWEGG INC | 770.01 | 0370 | CARRIZALES, DANIEL VILLARREAL | 267.41 | 245.72 |
| PAYPAL WONDERIDEA | 15.00 | 0370 | CARRIZALES, DANIEL VILLARREAL | 267.41 | 245.72 |
| SPECTRUM | 115.58 | 0370 | CARRIZALES, DANIEL VILLARREAL | 267.41 | 245.72 |
| MCALISTER'S 1283 MM | 1,342.50 | 1120 | TURNER, MARGARET MARY | 266.65 | 1,342.50 |
| DOUBLETREE HOTEL ELPASO | 163.33 | 1120 | CANALES, BARBARA ANN | 266.65 | 112.96 |
| UNITED 0161559096121 | 0.00 | 1120 | CANALES, BARBARA ANN | 266.65 | 112.96 |
| UNITED 0161559096122 | 45.00 | 1120 | CANALES, BARBARA ANN | 266.65 | 112.96 |
| UNITED 0161559096123 | 45.00 | 1120 | CANALES, BARBARA ANN | 266.65 | 112.96 |
| UNITED 0161559096124 | 43.00 | 1120 | CANALES, BARBARA ANN | 266.65 | 112.96 |
| UNITED 0162489230877 | 494.40 | 1120 | CANALES, BARBARA ANN | 266.65 | 112.96 |
| ALTEX COMPUTER AND ELECTR | 727.57 | 1240 | MEDRANO, LARRY JR ROCHA | 265.60 | 339.73 |
| ATLAS PHONES | 844.40 | 1240 | MEDRANO, LARRY JR ROCHA | 265.60 | 339.73 |
| CBT NUGGETS LLC | 637.34 | 1240 | MEDRANO, LARRY JR ROCHA | 265.60 | 339.73 |
| DIGICERT INC | 414.00 | 1240 | MEDRANO, LARRY JR ROCHA | 265.60 | 339.73 |
| IN VISCERAL ILLUMINATION | 125.00 | 1240 | MEDRANO, LARRY JR ROCHA | 265.60 | 339.73 |
| VUE COMPTIA MRKETPLCE | 649.00 | 1240 | MEDRANO, LARRY JR ROCHA | 265.60 | 339.73 |
| ABSOLUTE COMMUNICATIONS | 1,005.00 | 1240 | CANALES, BRENDA LEE | 265.60 | 242.61 |
| AMAZON.COM CX6423YK3 | 164.66 | 1240 | CANALES, BRENDA LEE | 265.60 | 242.61 |
| CC DISPOSAL SERVICE | 78.00 | 1240 | CANALES, BRENDA LEE | 265.60 | 242.61 |
| DTV DIRECTV SERVICE | 54.45 | 1240 | CANALES, BRENDA LEE | 265.60 | 242.61 |
| EVEREST WATER COFFEE | 75.75 | 1240 | CANALES, BRENDA LEE | 265.60 | 242.61 |
| GRANDE COMMUNICATIONS | 98.78 | 1240 | CANALES, BRENDA LEE | 265.60 | 242.61 |
| GRAYBAR ELECTRIC | 230.20 | 1240 | CANALES, BRENDA LEE | 265.60 | 242.61 |
| HOME2 SUITES | 140.30 | 1240 | CANALES, BRENDA LEE | 265.60 | 242.61 |
| LOGMEIN GOTOMEETING | 147.00 | 1240 | CANALES, BRENDA LEE | 265.60 | 242.61 |
| SPECTRUM | 2,991.78 | 1240 | CANALES, BRENDA LEE | 265.60 | 242.61 |
| STARTECHTEL.COM INC | 108.95 | 1240 | CANALES, BRENDA LEE | 265.60 | 242.61 |
| FIRESTONE678791 | 7.00 | 1240 | SALINAS, ELIZABETH H | 265.60 | 7.00 |
| FIRETROL PROTECTION SYSTE | 770.00 | 1570 | BELTRAN, HECTOR A | 264.00 | 517.56 |
| JOHNSON CONTROLS SS | 423.40 | 1570 | BELTRAN, HECTOR A | 264.00 | 517.56 |
| KOETTER FIRE CORPUS | 235.00 | 1570 | BELTRAN, HECTOR A | 264.00 | 517.56 |
| TOTAL PROTECTION SYSTEMS | 2,194.50 | 1570 | BELTRAN, HECTOR A | 264.00 | 517.56 |
| BINSWANGER GLASS #100 | 820.00 | 1570 | RIOS, BOBBY C | 264.00 | 490.04 |
| FACILITY SOLUTIONS GROUP | 203.76 | 1570 | RIOS, BOBBY C | 264.00 | 490.04 |
| FSGI CORPUS LIGHTING | 1,495.00 | 1570 | RIOS, BOBBY C | 264.00 | 490.04 |

Nueces County
Transaction Totals by Department Average
Statement Date(s): 01/28/2020

| Merchant | Amount | Department | Card Holder Name | Average Transaction per Dept | Average Transaction per Cardholder |
|---------------------------|----------|------------|---------------------------|------------------------------|------------------------------------|
| HARBOR FREIGHT TOOLS 71 | 87.96 | 1570 | RIOS, BOBBY C | 264.00 | 490.04 |
| MUNIZ ELECTRIC AND COOLIN | 400.00 | 1570 | RIOS, BOBBY C | 264.00 | 490.04 |
| THE HOME DEPOT #6584 | 144.10 | 1570 | RIOS, BOBBY C | 264.00 | 490.04 |
| TOTAL MAINTENANCE SOLUTIO | 1,259.51 | 1570 | RIOS, BOBBY C | 264.00 | 490.04 |
| A PLUS PLUMBING AND RE | 701.25 | 1570 | CASTILLO, NOE C | 264.00 | 313.94 |
| BINSWANGER GLASS #100 | 2,115.25 | 1570 | CASTILLO, NOE C | 264.00 | 313.94 |
| FERGUSON ENT # 116 | 6.99 | 1570 | CASTILLO, NOE C | 264.00 | 313.94 |
| INTERSTATE BATTERIES | 57.89 | 1570 | CASTILLO, NOE C | 264.00 | 313.94 |
| KOETTER FIRE CORPUS | 918.63 | 1570 | CASTILLO, NOE C | 264.00 | 313.94 |
| MINIT MAN - 5 | 16.99 | 1570 | CASTILLO, NOE C | 264.00 | 313.94 |
| THE HOME DEPOT #6584 | 104.03 | 1570 | CASTILLO, NOE C | 264.00 | 313.94 |
| ZORO TOOLS INC | 474.10 | 1570 | CASTILLO, NOE C | 264.00 | 313.94 |
| A & B PLASTICS AND FABRIC | 265.75 | 1570 | CRUTCHFIELD, ROCKY J | 264.00 | 223.95 |
| FSGI CORPUS LIGHTING | 73.68 | 1570 | CRUTCHFIELD, ROCKY J | 264.00 | 223.95 |
| GRAYBAR ELECTRIC | 301.43 | 1570 | CRUTCHFIELD, ROCKY J | 264.00 | 223.95 |
| GULF COAST NUT & BOLT SUP | 31.68 | 1570 | CRUTCHFIELD, ROCKY J | 264.00 | 223.95 |
| HARBOR FREIGHT TOOLS 71 | 102.98 | 1570 | CRUTCHFIELD, ROCKY J | 264.00 | 223.95 |
| IN PRO TECH MECHANICAL I | 1,403.00 | 1570 | CRUTCHFIELD, ROCKY J | 264.00 | 223.95 |
| INTERNATIONAL ELECTRONICS | 19.28 | 1570 | CRUTCHFIELD, ROCKY J | 264.00 | 223.95 |
| JOHNSTONE SUPPLY CORPUS | 236.21 | 1570 | CRUTCHFIELD, ROCKY J | 264.00 | 223.95 |
| MINIT MAN - 5 | 58.97 | 1570 | CRUTCHFIELD, ROCKY J | 264.00 | 223.95 |
| MNI DIESEL INC. | 640.18 | 1570 | CRUTCHFIELD, ROCKY J | 264.00 | 223.95 |
| S. TEXAS ALL BATTERY | 55.90 | 1570 | CRUTCHFIELD, ROCKY J | 264.00 | 223.95 |
| SHEINBERG TOOL CO. INC. | 136.15 | 1570 | CRUTCHFIELD, ROCKY J | 264.00 | 223.95 |
| STEWART DEAN BEARING COMP | 85.30 | 1570 | CRUTCHFIELD, ROCKY J | 264.00 | 223.95 |
| SUMMIT ELECTRIC SUPPLY | 342.00 | 1570 | CRUTCHFIELD, ROCKY J | 264.00 | 223.95 |
| THE HOME DEPOT #6584 | 54.69 | 1570 | CRUTCHFIELD, ROCKY J | 264.00 | 223.95 |
| A & B PLASTICS AND FABRIC | 597.00 | 1570 | PERALES, ERNESTO GALLEGOS | 264.00 | 195.25 |
| ASHMORE PAINT CO INC | 111.68 | 1570 | PERALES, ERNESTO GALLEGOS | 264.00 | 195.25 |
| BINSWANGER GLASS #100 | 1,185.13 | 1570 | PERALES, ERNESTO GALLEGOS | 264.00 | 195.25 |
| BIRDS RUBBER STAMPS | 118.80 | 1570 | PERALES, ERNESTO GALLEGOS | 264.00 | 195.25 |
| CC STAMP WORKS INC | 80.00 | 1570 | PERALES, ERNESTO GALLEGOS | 264.00 | 195.25 |
| COASTAL A.D.S INC. | 318.80 | 1570 | PERALES, ERNESTO GALLEGOS | 264.00 | 195.25 |
| CORPUS CHRISTI SAFE AND L | 260.50 | 1570 | PERALES, ERNESTO GALLEGOS | 264.00 | 195.25 |

Nueces County
Transaction Totals by Department Average
Statement Date(s): 01/28/2020

| Merchant | Amount | Department | Card Holder Name | Average Transaction per Dept | Average Transaction per Cardholder |
|---------------------------|----------|------------|---------------------------|------------------------------|------------------------------------|
| SECURETECH | 260.00 | 1570 | PERALES, ERNESTO GALLEGOS | 264.00 | 195.25 |
| STANLEY STEEMERCORCHR | 353.99 | 1570 | PERALES, ERNESTO GALLEGOS | 264.00 | 195.25 |
| THE HOME DEPOT #6584 | 33.30 | 1570 | PERALES, ERNESTO GALLEGOS | 264.00 | 195.25 |
| A PLUS PLUMBING AND RE | 669.37 | 1570 | FLORES, RICHARD | 264.00 | 172.32 |
| GRAYBAR ELECTRIC | 48.12 | 1570 | FLORES, RICHARD | 264.00 | 172.32 |
| GRAYBAR ELECTRIC COMPANY | 153.66 | 1570 | FLORES, RICHARD | 264.00 | 172.32 |
| JOHNSTONE SUPPLY CORPUS | 60.94 | 1570 | FLORES, RICHARD | 264.00 | 172.32 |
| KOETTER FIRE CORPUS | 330.00 | 1570 | FLORES, RICHARD | 264.00 | 172.32 |
| MID COAST ELECTRIC SUPPLY | 89.68 | 1570 | FLORES, RICHARD | 264.00 | 172.32 |
| PRO FIRE PROTECTION INC | 173.17 | 1570 | FLORES, RICHARD | 264.00 | 172.32 |
| THE HOME DEPOT #6584 | 25.91 | 1570 | FLORES, RICHARD | 264.00 | 172.32 |
| ASHMORE PAINT CO INC | 31.65 | 1570 | PALACIOS JR, NICK | 264.00 | 168.67 |
| EWALD KUBOTA - CORPUS CHR | 10.00 | 1570 | PALACIOS JR, NICK | 264.00 | 168.67 |
| INTERSTATE BATTERIES | 94.95 | 1570 | PALACIOS JR, NICK | 264.00 | 168.67 |
| LOWES #01825 | 700.00 | 1570 | PALACIOS JR, NICK | 264.00 | 168.67 |
| SPL ROBSTOWN HARDWARE COM | 183.34 | 1570 | PALACIOS JR, NICK | 264.00 | 168.67 |
| THE HOME DEPOT #6584 | 160.77 | 1570 | PALACIOS JR, NICK | 264.00 | 168.67 |
| PRAXAIR DIST INC OAM | 180.11 | 1570 | HARTUNG, MARY ANNE | 264.00 | 151.82 |
| SPECTRUM | 123.53 | 1570 | HARTUNG, MARY ANNE | 264.00 | 151.82 |
| THE HOME DEPOT #6564 | 136.53 | 1570 | SAIZ, REYMUNDO | 264.00 | 136.53 |
| CORPUS CHRISTI SAFE AND L | 128.00 | 1570 | PERALES, RACHEL VALLEJO | 264.00 | 128.00 |
| GRAYBAR ELECTRIC | 65.24 | 1570 | SANTA MARIA JR, OSCAR | 264.00 | 65.24 |
| THE SHARP SHOOTER | 34.95 | 1570 | CHERRY III, NED | 264.00 | 34.95 |
| CARISMA WASH LUBE AND DE | 13.45 | 1570 | LUGO III, ROBERT CARLOS | 264.00 | 13.45 |
| AMERICAN SOLUTIONS4 BUS | 1,365.03 | 1121 | MCLEMORE, THERESA C | 259.04 | 468.53 |
| HOBBY-LOBBY #0066 | 10.81 | 1121 | MCLEMORE, THERESA C | 259.04 | 468.53 |
| WM SUPERCENTER #1494 | 29.76 | 1121 | MCLEMORE, THERESA C | 259.04 | 468.53 |
| AMERICAN AIR0010281419437 | 30.00 | 1121 | LITTLE III, TYNER W | 259.04 | 101.92 |
| AMERICAN AIR0010281574834 | 30.00 | 1121 | LITTLE III, TYNER W | 259.04 | 101.92 |
| CITY OF CC AIRPORT | 21.00 | 1121 | LITTLE III, TYNER W | 259.04 | 101.92 |
| DOUBLETREE HOTEL ELPASO | 326.66 | 1121 | LITTLE III, TYNER W | 259.04 | 101.92 |
| FREDPRYOR CAREERTRACK | 1,832.00 | 3700 | PEREZ, DANIEL T | 236.50 | 1,832.00 |
| AUTOZONE #1328 | 18.97 | 3700 | WILLOUGHBY III, WILLIAM F | 236.50 | 865.36 |
| BOB BARKER COMPANY INC | 3,110.00 | 3700 | WILLOUGHBY III, WILLIAM F | 236.50 | 865.36 |
| ICS JAIL SUPPLIES | 1,172.00 | 3700 | WILLOUGHBY III, WILLIAM F | 236.50 | 865.36 |

Nueces County
Transaction Totals by Department Average
Statement Date(s): 01/28/2020

| Merchant | Amount | Department | Card Holder Name | Average Transaction per Dept | Average Transaction per Cardholder |
|---------------------------|----------|------------|---------------------------|------------------------------|------------------------------------|
| THE HOME DEPOT #6584 | 25.85 | 3700 | WILLOUGHBY III, WILLIAM F | 236.50 | 865.36 |
| NNA SERVICES LLC | 146.22 | 3700 | GARCIA, LAURA N | 236.50 | 603.11 |
| TEXAN GLASS - SOUTH INC | 1,060.00 | 3700 | GARCIA, LAURA N | 236.50 | 603.11 |
| DISCOUNT-TIRE-CO TXC-05 | 464.50 | 3700 | GARZA, DANIEL V | 236.50 | 464.50 |
| BEST BUY 00002352 | 539.96 | 3700 | ARANDA, JUAN JOSE | 236.50 | 392.26 |
| DTV DIRECTV SERVICE | 244.57 | 3700 | ARANDA, JUAN JOSE | 236.50 | 392.26 |
| FLEET MANAGEMENT SOLUTNS | 288.00 | 3700 | BOLTZ, PATRICIA | 236.50 | 288.00 |
| DISCOUNT-TIRE-CO TXC-05 | 276.50 | 3700 | KING, MARILYN J | 236.50 | 276.50 |
| TRACTOR SUPPLY CO #1907 | 249.98 | 3700 | GONZALES, RUDY GUZMAN | 236.50 | 249.98 |
| BURGER KING #4057 | 20.23 | 3700 | MANUEL, DON LONZO | 236.50 | 242.36 |
| DISCOUNT-TIRE-CO TXC-05 | 464.50 | 3700 | MANUEL, DON LONZO | 236.50 | 242.36 |
| ANNAVILLE MUFFLER AND | 170.00 | 3700 | MARTINEZ JR, ROLAND | 236.50 | 226.61 |
| BJ'S FAMOUS UNIFORMS | 18.00 | 3700 | MARTINEZ JR, ROLAND | 236.50 | 226.61 |
| EVINS GLASS SERVICE INC | 39.95 | 3700 | MARTINEZ JR, ROLAND | 236.50 | 226.61 |
| GOODYEAR TIRE #4739 | 678.48 | 3700 | MARTINEZ JR, ROLAND | 236.50 | 226.61 |
| ANNAVILLE MUFFLER AND | 175.00 | 3700 | VOLKMAN, ROBERT ALLEN | 236.50 | 175.00 |
| OFFICE DEPOT #70 | 27.99 | 3700 | MARTINEZ, CYNTHIA LAURA | 236.50 | 169.31 |
| TASER SELF-DEFENSE | 479.94 | 3700 | MARTINEZ, CYNTHIA LAURA | 236.50 | 169.31 |
| CC STAMP WORKS INC | 12.40 | 3700 | CALZADA, ALLON | 236.50 | 129.00 |
| CORPUS CHRISTI ELECTRIC | 284.61 | 3700 | CALZADA, ALLON | 236.50 | 129.00 |
| ED BURK S AUTO SERVICE | 90.00 | 3700 | CALZADA, ALLON | 236.50 | 129.00 |
| GOODYEAR TIRE #4739 | 172.11 | 3700 | CAMPOS, FRANCISCO | 236.50 | 127.74 |
| RAYALLEN.COM JJDOG.COM | 277.97 | 3700 | CAMPOS, FRANCISCO | 236.50 | 127.74 |
| WAL-MART #0470 | 60.88 | 3700 | CAMPOS, FRANCISCO | 236.50 | 127.74 |
| GULF COAST PAPER COMPANY- | 139.11 | 3700 | ROSENBAUM, SYLVIA A | 236.50 | 100.24 |
| WM SUPERCENTER #470 | 61.38 | 3700 | ROSENBAUM, SYLVIA A | 236.50 | 100.24 |
| CHICK-FIL-A #02237 | 23.02 | 3700 | BURNS, MELISSA LYNN | 236.50 | 83.73 |
| HOLIDAY INN EXPRESS | 420.34 | 3700 | BURNS, MELISSA LYNN | 236.50 | 83.73 |
| TEXACO 0373592 | 59.00 | 3700 | BURNS, MELISSA LYNN | 236.50 | 83.73 |
| DTV DIRECTV SERVICE | 79.14 | 3700 | GALVAN, JOHN A | 236.50 | 79.14 |
| AMERICAN DETAIL SUPPLY | 60.40 | 3700 | RODRIGUEZ, NATIVIDAD | 236.50 | 76.46 |
| ARNOLD OIL COMPANY | 134.98 | 3700 | RODRIGUEZ, NATIVIDAD | 236.50 | 76.46 |
| CREAGER BATTERY AND TI | 7.00 | 3700 | RODRIGUEZ, NATIVIDAD | 236.50 | 76.46 |
| IN EXPRESS TECH | 120.00 | 3700 | RODRIGUEZ, NATIVIDAD | 236.50 | 76.46 |
| THE HOME DEPOT #6584 | 59.92 | 3700 | RODRIGUEZ, NATIVIDAD | 236.50 | 76.46 |
| HOLIDAY INN EXP & SUITES | 203.40 | 3700 | LEAL, ROBERT | 236.50 | 72.59 |
| WHATABURGER 897 Q26 | 14.38 | 3700 | LEAL, ROBERT | 236.50 | 72.59 |
| AUTOZONE 4216 | 17.99 | 3700 | ROCHA, JANIE MARIE | 236.50 | 68.50 |

Nueces County
Transaction Totals by Department Average
Statement Date(s): 01/28/2020

| Merchant | Amount | Department | Card Holder Name | Average Transaction per Dept | Average Transaction per Cardholder |
|---------------------------|----------|------------|------------------------|------------------------------|------------------------------------|
| SQ FAR BEYOND TINT | 119.00 | 3700 | ROCHA, JANIE MARIE | 236.50 | 68.50 |
| THE SHARP SHOOTER | 50.00 | 3700 | WOOD, ERIC | 236.50 | 44.86 |
| WAL-MART #0470 | 64.91 | 3700 | WOOD, ERIC | 236.50 | 44.86 |
| WM SUPERCENTER #470 | 64.53 | 3700 | WOOD, ERIC | 236.50 | 44.86 |
| EVIDENT INC | 41.10 | 3700 | WORTHINGTON, JAY A | 236.50 | 41.10 |
| PAYPAL TDIAI | 25.00 | 3700 | WHITMORE, PATRICK M | 236.50 | 25.00 |
| ANNAVILLE MUFFLER AND | 14.00 | 3700 | ACEVEDO, FELIX R | 236.50 | 7.00 |
| SINISTER | 7.00 | 3700 | GARZA JR, ROBERTO D | 236.50 | 7.00 |
| INTERSTATE BATTERIES | 3.99 | 3700 | SALAZAR JR, RAUL | 236.50 | 3.99 |
| AMER LIB ASSOC-CAREER | 365.00 | 6310 | GARZA, IDA GONZALEZ | 209.20 | 365.00 |
| AMAZON.COM JG9XU2C33 | 123.69 | 6310 | DRILLEN, CRYSTAL | 209.20 | 195.04 |
| AMZN MKTP US QK0TA19B3 | 5.74 | 6310 | DRILLEN, CRYSTAL | 209.20 | 195.04 |
| AMZN MKTP US VN6NW7223 | 39.54 | 6310 | DRILLEN, CRYSTAL | 209.20 | 195.04 |
| AMZN MKTP US XX1IB2EY3 | 85.96 | 6310 | DRILLEN, CRYSTAL | 209.20 | 195.04 |
| DEMCO INC | 962.03 | 6310 | DRILLEN, CRYSTAL | 209.20 | 195.04 |
| PARTY CITY 814 | 84.93 | 6310 | DRILLEN, CRYSTAL | 209.20 | 195.04 |
| TEXAS LIBRARY ASSN | 305.00 | 6310 | DRILLEN, CRYSTAL | 209.20 | 195.04 |
| WAL-MART #0464 | 437.94 | 6310 | DRILLEN, CRYSTAL | 209.20 | 195.04 |
| WM SUPERCENTER #464 | 100.57 | 6310 | DRILLEN, CRYSTAL | 209.20 | 195.04 |
| AN CHEVROLET N CORPUS | 438.23 | 0402 | SHULL, WILLIAM AGUSTIN | 183.34 | 274.32 |
| DOUBLETREE SUITES BY HILT | 110.40 | 0402 | SHULL, WILLIAM AGUSTIN | 183.34 | 274.32 |
| CCI HOTEL RES | 602.67 | 0402 | HERNANDEZ, ELIZABETH R | 183.34 | 262.28 |
| HOLIDAY INN PLAZA | 533.60 | 0402 | HERNANDEZ, ELIZABETH R | 183.34 | 262.28 |
| LAQUINTA COLLEGE STATION | 175.14 | 0402 | HERNANDEZ, ELIZABETH R | 183.34 | 262.28 |
| AMAZON.COM H43BP9RE3 | 248.98 | 0402 | SVEHLA, STANLEY COY | 183.34 | 142.49 |
| AMAZON.COM TW3I35873 | 181.66 | 0402 | SVEHLA, STANLEY COY | 183.34 | 142.49 |
| AMZN MKTP US 505I24YS3 | 192.00 | 0402 | SVEHLA, STANLEY COY | 183.34 | 142.49 |
| AMZN MKTP US GE8G022U3 | 46.97 | 0402 | SVEHLA, STANLEY COY | 183.34 | 142.49 |
| AMZN MKTP US SL8YA3LK3 | 119.99 | 0402 | SVEHLA, STANLEY COY | 183.34 | 142.49 |
| CORPUS CHRISTI SAFE AND L | 30.60 | 0402 | SVEHLA, STANLEY COY | 183.34 | 142.49 |
| DNH GODADDY.COM | 234.90 | 0402 | SVEHLA, STANLEY COY | 183.34 | 142.49 |
| R&R AWARDS | 354.83 | 0402 | SVEHLA, STANLEY COY | 183.34 | 142.49 |
| REVERSAL-CCI HOTEL RESERV | 115.83 | 0402 | SVEHLA, STANLEY COY | 183.34 | 142.49 |
| STAMP CONNECTION | 41.60 | 0402 | SVEHLA, STANLEY COY | 183.34 | 142.49 |
| SQ GWS BUSINESS | 120.00 | 0402 | MORALES, RICARDO | 183.34 | 120.00 |
| THERANEST WILEY M | 119.36 | 0402 | LAVERS, THOMAS EARL | 183.34 | 119.36 |
| IN PRO TECH MECHANICAL I | 1,368.33 | 0120 | MORENO, YOLANDA | 179.71 | 688.42 |
| INTL CODE COUNCIL INC | 420.00 | 0120 | MORENO, YOLANDA | 179.71 | 688.42 |
| RENTAL WORLD CORPUS CHRIS | 2,425.60 | 0120 | MORENO, YOLANDA | 179.71 | 688.42 |

Nueces County
Transaction Totals by Department Average
Statement Date(s): 01/28/2020

| Merchant | Amount | Department | Card Holder Name | Average Transaction per Dept | Average Transaction per Cardholder |
|---------------------------|----------|------------|-----------------------|------------------------------|------------------------------------|
| SAFETY KLEEN SYSTEMS BRAN | 751.00 | 0120 | MORENO, YOLANDA | 179.71 | 688.42 |
| TCEQ EPAYMENT | 900.00 | 0120 | MORENO, YOLANDA | 179.71 | 688.42 |
| TEXAS FLOODPLAIN MANAGEME | 100.00 | 0120 | MORENO, YOLANDA | 179.71 | 688.42 |
| TX DEPT AGRICULTURE | 230.82 | 0120 | MORENO, YOLANDA | 179.71 | 688.42 |
| AMAZON PRIME | -14.06 | 0120 | JAQUEZ, NOE F | 179.71 | 321.18 |
| HANSON PIPE #4140 | 752.00 | 0120 | JAQUEZ, NOE F | 179.71 | 321.18 |
| NSC NORTHERN SAFETY CO | 990.43 | 0120 | JAQUEZ, NOE F | 179.71 | 321.18 |
| SHINE ON CAR WASH | 17.00 | 0120 | JAQUEZ, NOE F | 179.71 | 321.18 |
| THE HOME DEPOT #6564 | 420.11 | 0120 | JAQUEZ, NOE F | 179.71 | 321.18 |
| THE HOME DEPOT 6584 | 82.80 | 0120 | JAQUEZ, NOE F | 179.71 | 321.18 |
| CITY OF CORPUS CHRISTI | 63.75 | 0120 | ORTIZ, CIPRIANO | 179.71 | 318.84 |
| DIAMOND MOWERS INC | 209.10 | 0120 | ORTIZ, CIPRIANO | 179.71 | 318.84 |
| SOUTHERN TIRE MART | 2,277.90 | 0120 | ORTIZ, CIPRIANO | 179.71 | 318.84 |
| ALARM SECURITY & CONT. | 300.00 | 0120 | WHITE, DOROTHY ARLENE | 179.71 | 300.00 |
| GRAINGER | 98.70 | 0120 | YBARRA, EDUARDO C | 179.71 | 294.25 |
| HELENA 25041 | 489.80 | 0120 | YBARRA, EDUARDO C | 179.71 | 294.25 |
| A WAVELL FLAGPOLE | 450.00 | 0120 | BATES, RANDY LEE | 179.71 | 291.95 |
| ADVANCE AUTO PARTS #3344 | 54.76 | 0120 | BATES, RANDY LEE | 179.71 | 291.95 |
| AMAZON PRIME | -14.06 | 0120 | BATES, RANDY LEE | 179.71 | 291.95 |
| ARNOLD OIL COMPANY | 251.29 | 0120 | BATES, RANDY LEE | 179.71 | 291.95 |
| C.C. BATTERY COMPANY | 86.96 | 0120 | BATES, RANDY LEE | 179.71 | 291.95 |
| CORPUS CHRISTI FREIGHTLIN | 36.30 | 0120 | BATES, RANDY LEE | 179.71 | 291.95 |
| CREAGER BATTERY AND TI | 21.00 | 0120 | BATES, RANDY LEE | 179.71 | 291.95 |
| DAILY WELLS COMMUNICATIO | 124.01 | 0120 | BATES, RANDY LEE | 179.71 | 291.95 |
| DIAMOND MOWERS INC | 230.26 | 0120 | BATES, RANDY LEE | 179.71 | 291.95 |
| EDDIES GULF RADIATOR | 100.00 | 0120 | BATES, RANDY LEE | 179.71 | 291.95 |
| HOLT CAT CORPUS - MC | 4,898.27 | 0120 | BATES, RANDY LEE | 179.71 | 291.95 |
| HOSE OF SOUTH TEXAS | 21.14 | 0120 | BATES, RANDY LEE | 179.71 | 291.95 |
| KIMBALL MIDWEST PAYEEZY | 317.19 | 0120 | BATES, RANDY LEE | 179.71 | 291.95 |
| MOMAR INC | 261.89 | 0120 | BATES, RANDY LEE | 179.71 | 291.95 |
| O'REILLY AUTO PARTS 635 | 14.54 | 0120 | BATES, RANDY LEE | 179.71 | 291.95 |
| PMI ROBSTOWN | 60.08 | 0120 | BATES, RANDY LEE | 179.71 | 291.95 |
| RAM PRODUCTS LTD. | 232.42 | 0120 | BATES, RANDY LEE | 179.71 | 291.95 |
| SAFETY KLEEN CORP | 372.75 | 0120 | BATES, RANDY LEE | 179.71 | 291.95 |
| SHEINBERG TOOL CO. INC. | 49.00 | 0120 | BATES, RANDY LEE | 179.71 | 291.95 |
| SPL ROBSTOWN HARDWARE COM | 1,225.07 | 0120 | BATES, RANDY LEE | 179.71 | 291.95 |
| SQ CUDD INC | 1,078.60 | 0120 | BATES, RANDY LEE | 179.71 | 291.95 |
| WOODY'S TRUCK CENTER | 54.72 | 0120 | BATES, RANDY LEE | 179.71 | 291.95 |

Nueces County
Transaction Totals by Department Average
Statement Date(s): 01/28/2020

| Merchant | Amount | Department | Card Holder Name | Average Transaction per Dept | Average Transaction per Cardholder |
|---------------------------|----------|------------|---------------------|------------------------------|------------------------------------|
| BELL FENCE OF CORPUS CHR | 39.00 | 0120 | MORADO, ROBERT LUIS | 179.71 | 259.09 |
| DIESEL ENGINE & INJECTIO | 242.82 | 0120 | MORADO, ROBERT LUIS | 179.71 | 259.09 |
| THE HOME DEPOT #6584 | 78.94 | 0120 | MORADO, ROBERT LUIS | 179.71 | 259.09 |
| THE HOME DEPOT 6584 | 1,193.80 | 0120 | MORADO, ROBERT LUIS | 179.71 | 259.09 |
| ALARM SECURITY & CONT. | 450.00 | 0120 | GARCIA, LINDA L | 179.71 | 242.69 |
| THE HOME DEPOT #6584 | 29.23 | 0120 | GARCIA, LINDA L | 179.71 | 242.69 |
| THE HOME DEPOT 6584 | 734.24 | 0120 | GARCIA, LINDA L | 179.71 | 242.69 |
| CBS RENTAL & SUPPLY | 478.35 | 0120 | HERNANDEZ, NOE C | 179.71 | 189.11 |
| WESTERN AUTO ACE HARDWAR | 88.97 | 0120 | HERNANDEZ, NOE C | 179.71 | 189.11 |
| THE HOME DEPOT #6564 | 255.89 | 0120 | MATA JR, MARCELO | 179.71 | 127.94 |
| BUSH HYDRAULICS | 18.50 | 0120 | CISNEROS, SIMON G | 179.71 | 122.15 |
| CDR #1 | 42.00 | 0120 | CISNEROS, SIMON G | 179.71 | 122.15 |
| CDR #2 | 7.00 | 0120 | CISNEROS, SIMON G | 179.71 | 122.15 |
| CVS/PHARMACY #07080 | 0.00 | 0120 | CISNEROS, SIMON G | 179.71 | 122.15 |
| DIESEL ENGINE & INJECTIO | 177.60 | 0120 | CISNEROS, SIMON G | 179.71 | 122.15 |
| O'REILLY AUTO PARTS 1982 | 281.44 | 0120 | CISNEROS, SIMON G | 179.71 | 122.15 |
| SHEINBERG TOOL CO. INC. | 174.50 | 0120 | CISNEROS, SIMON G | 179.71 | 122.15 |
| SPL ROBSTOWN HARDWARE COM | 1,140.41 | 0120 | CISNEROS, SIMON G | 179.71 | 122.15 |
| STEWART DEAN BEARING COMP | 19.75 | 0120 | CISNEROS, SIMON G | 179.71 | 122.15 |
| THE HOME DEPOT #6564 | 142.54 | 0120 | CISNEROS, SIMON G | 179.71 | 122.15 |
| WAUKESHA-PEARCE CORPUS | 195.02 | 0120 | CISNEROS, SIMON G | 179.71 | 122.15 |
| ADVANCE AUTO PARTS #3344 | 89.94 | 0120 | MERCADO, SANTIAGO | 179.71 | 81.69 |
| AIRGAS USA LLC | 256.14 | 0120 | MERCADO, SANTIAGO | 179.71 | 81.69 |
| AN CHEVROLET N CORPUS | 47.28 | 0120 | MERCADO, SANTIAGO | 179.71 | 81.69 |
| ARMSTRONG LUMBER COMPANY | 61.95 | 0120 | MERCADO, SANTIAGO | 179.71 | 81.69 |
| ARNOLD OIL COMPANY | 555.13 | 0120 | MERCADO, SANTIAGO | 179.71 | 81.69 |
| BUSH HYDRAULICS | 1,316.45 | 0120 | MERCADO, SANTIAGO | 179.71 | 81.69 |
| C.C. BATTERY COMPANY | 185.90 | 0120 | MERCADO, SANTIAGO | 179.71 | 81.69 |
| CORPUS CHRISTI FREIGHTLIN | 603.82 | 0120 | MERCADO, SANTIAGO | 179.71 | 81.69 |
| CREAGER BATTERY AND TI | 28.00 | 0120 | MERCADO, SANTIAGO | 179.71 | 81.69 |
| DIESEL ENGINE & INJECTIO | 27.16 | 0120 | MERCADO, SANTIAGO | 179.71 | 81.69 |
| EWALD KUBOTA - CORPUS CHR | 855.96 | 0120 | MERCADO, SANTIAGO | 179.71 | 81.69 |
| FASTSERV SUPPLY CORPUS | 22.50 | 0120 | MERCADO, SANTIAGO | 179.71 | 81.69 |
| GRAINGER | 143.64 | 0120 | MERCADO, SANTIAGO | 179.71 | 81.69 |
| HOLT CAT CORPUS - MC | 445.40 | 0120 | MERCADO, SANTIAGO | 179.71 | 81.69 |
| HOSE OF SOUTH TEXAS | 421.38 | 0120 | MERCADO, SANTIAGO | 179.71 | 81.69 |
| INTERNATIONAL ELECTRONICS | 23.90 | 0120 | MERCADO, SANTIAGO | 179.71 | 81.69 |

Nueces County
Transaction Totals by Department Average
Statement Date(s): 01/28/2020

| Merchant | Amount | Department | Card Holder Name | Average Transaction per Dept | Average Transaction per Cardholder |
|---------------------------|----------|------------|-----------------------------|------------------------------|------------------------------------|
| MCCOYS #17 | 10.58 | 0120 | MERCADO, SANTIAGO | 179.71 | 81.69 |
| O'REILLY AUTO PARTS 635 | 995.94 | 0120 | MERCADO, SANTIAGO | 179.71 | 81.69 |
| ROMCO EQUIPMENT 013 | 477.00 | 0120 | MERCADO, SANTIAGO | 179.71 | 81.69 |
| RUBEN'S FLEET SERVICE | 14.00 | 0120 | MERCADO, SANTIAGO | 179.71 | 81.69 |
| SAMES FORD LINCOLN | 112.20 | 0120 | MERCADO, SANTIAGO | 179.71 | 81.69 |
| SHEINBERG TOOL CO. INC. | 60.01 | 0120 | MERCADO, SANTIAGO | 179.71 | 81.69 |
| SPL ROBSTOWN HARDWARE COM | 267.44 | 0120 | MERCADO, SANTIAGO | 179.71 | 81.69 |
| SR PARTS GLOBAL SOLUTION | 247.24 | 0120 | MERCADO, SANTIAGO | 179.71 | 81.69 |
| TRUCKERS EQUIPMENT | 127.21 | 0120 | MERCADO, SANTIAGO | 179.71 | 81.69 |
| WAUKESHA-PEARCE CORPUS | 115.83 | 0120 | MERCADO, SANTIAGO | 179.71 | 81.69 |
| WOODY'S TRUCK CENTER | 85.20 | 0120 | MERCADO, SANTIAGO | 179.71 | 81.69 |
| COASTAL A.D.S INC. | 84.44 | 0120 | DELUNA, RICHARD M | 179.71 | 51.34 |
| EL CENTRO LANDFILL | 54.31 | 0120 | DELUNA, RICHARD M | 179.71 | 51.34 |
| THE HOME DEPOT #6564 | 169.26 | 0120 | DELUNA, RICHARD M | 179.71 | 51.34 |
| THE HOME DEPOT #6584 | 41.73 | 0120 | SCHULTZ, MILTON C | 179.71 | 20.86 |
| THE HOME DEPOT #6564 | 37.12 | 0120 | GARCIA, JERRY ADOLFO | 179.71 | 18.56 |
| AMBIT TEXAS LLC | 250.25 | 4110 | HERRERA, VERONICA ELIZABETH | 175.75 | 214.99 |
| CITY OF CORPUS CHRISTI | 4,422.79 | 4110 | HERRERA, VERONICA ELIZABETH | 175.75 | 214.99 |
| CORPUS CHRISTI WILBERT | 990.00 | 4110 | HERRERA, VERONICA ELIZABETH | 175.75 | 214.99 |
| ENTRUST ENERGY | 245.07 | 4110 | HERRERA, VERONICA ELIZABETH | 175.75 | 214.99 |
| FSI CPL RETAIL | 1,059.07 | 4110 | HERRERA, VERONICA ELIZABETH | 175.75 | 214.99 |
| FSI DIRECT ENERGY | 327.01 | 4110 | HERRERA, VERONICA ELIZABETH | 175.75 | 214.99 |
| GREEN MOUNTAIN ENERGY | 422.85 | 4110 | HERRERA, VERONICA ELIZABETH | 175.75 | 214.99 |
| GUARDIAN FUNERAL HOME & C | 2,663.00 | 4110 | HERRERA, VERONICA ELIZABETH | 175.75 | 214.99 |
| JUST ENERGY | 150.00 | 4110 | HERRERA, VERONICA ELIZABETH | 175.75 | 214.99 |
| PAW ALL FAITH CREMATION | 921.00 | 4110 | HERRERA, VERONICA ELIZABETH | 175.75 | 214.99 |
| RELIANT ENERGY | 906.73 | 4110 | HERRERA, VERONICA ELIZABETH | 175.75 | 214.99 |
| SEASIDE MEMORIAL PARK | 317.50 | 4110 | HERRERA, VERONICA ELIZABETH | 175.75 | 214.99 |
| TEXPO DBA YEP & SWPL | 69.84 | 4110 | HERRERA, VERONICA ELIZABETH | 175.75 | 214.99 |
| TREVINO FUNERAL HOME | 2,763.00 | 4110 | HERRERA, VERONICA ELIZABETH | 175.75 | 214.99 |
| TRIEAGLE ENERGY LP | 86.92 | 4110 | HERRERA, VERONICA ELIZABETH | 175.75 | 214.99 |

Nueces County
Transaction Totals by Department Average
Statement Date(s): 01/28/2020

| Merchant | Amount | Department | Card Holder Name | Average Transaction per Dept | Average Transaction per Cardholder |
|---------------------------|----------|------------|-----------------------------|------------------------------|------------------------------------|
| TXU BILL PAYMENT | 1,275.91 | 4110 | HERRERA, VERONICA ELIZABETH | 175.75 | 214.99 |
| USR-ELECTRIC BILL | 114.77 | 4110 | HERRERA, VERONICA ELIZABETH | 175.75 | 214.99 |
| VETERAN ENERGY LLC | 213.56 | 4110 | HERRERA, VERONICA ELIZABETH | 175.75 | 214.99 |
| AMBIT TEXAS LLC | 69.69 | 4110 | HANDY, RACHEL | 175.75 | 130.21 |
| CITY OF AGUA DULCE | 100.34 | 4110 | HANDY, RACHEL | 175.75 | 130.21 |
| CITY OF CORPUS CHRISTI | 1,491.41 | 4110 | HANDY, RACHEL | 175.75 | 130.21 |
| CORPUS CHRISTI WILBERT | 330.00 | 4110 | HANDY, RACHEL | 175.75 | 130.21 |
| FSI CPL RETAIL | 219.55 | 4110 | HANDY, RACHEL | 175.75 | 130.21 |
| FSI DIRECT ENERGY | 257.27 | 4110 | HANDY, RACHEL | 175.75 | 130.21 |
| NUECES COUNTY WCID 3 | 611.87 | 4110 | HANDY, RACHEL | 175.75 | 130.21 |
| NUECES ELECTRIC COOP | 131.49 | 4110 | HANDY, RACHEL | 175.75 | 130.21 |
| PINNACLE PROPANE #116 | 150.00 | 4110 | HANDY, RACHEL | 175.75 | 130.21 |
| RELIANT ENERGY | 150.00 | 4110 | HANDY, RACHEL | 175.75 | 130.21 |
| ROBSTOWN UTILITY SYSTEMS | 3,788.13 | 4110 | HANDY, RACHEL | 175.75 | 130.21 |
| TXU BILL PAYMENT | 793.32 | 4110 | HANDY, RACHEL | 175.75 | 130.21 |
| USR-ELECTRIC BILL | 110.00 | 4110 | HANDY, RACHEL | 175.75 | 130.21 |
| OFFICE DEPOT #468 | 49.77 | 4110 | RACH, REBECCA S | 175.75 | 49.77 |
| WAL-MART #5898 | 31.52 | 4110 | MITSUMI, ELAYNE C | 175.75 | 31.52 |
| AFTER HOURS AUTO GLASS | 160.00 | 3810 | ROSAS, STEPHEN A | 164.64 | 200.26 |
| H&L DISCOUNT OIL CO | 650.73 | 3810 | ROSAS, STEPHEN A | 164.64 | 200.26 |
| SAMES FORD SUPERCENTER | 511.08 | 3810 | ROSAS, STEPHEN A | 164.64 | 200.26 |
| TEXAS EXCELLENCE DETAIL | 80.00 | 3810 | ROSAS, STEPHEN A | 164.64 | 200.26 |
| H&L DISCOUNT OIL CO | 659.75 | 3810 | CANTU, MARK A | 164.64 | 144.95 |
| SQ AUTO WORKS UNLI | 65.00 | 3810 | CANTU, MARK A | 164.64 | 144.95 |
| GALLS | 178.44 | 3810 | MARTINEZ, FELIPE DE JESUS | 164.64 | 89.22 |
| FLORIST BILLING SYSTEMS | 0.00 | 1160 | CRUZ, EMMA | 155.37 | 250.00 |
| TEXAS ASSOCIATION OF C | 1,000.00 | 1160 | CRUZ, EMMA | 155.37 | 250.00 |
| BROOKS TIRE INC | 139.45 | 1160 | HERNANDEZ III, LORENZO | 155.37 | 139.45 |
| AMZN MKTP US 3459L9MQ3 | 68.68 | 1160 | MARTINEZ, JUAN D | 155.37 | 34.49 |
| BROOKS TIRE INC | 14.00 | 1160 | MARTINEZ, JUAN D | 155.37 | 34.49 |
| USPS PO 4820200410 | 20.80 | 1160 | MARTINEZ, JUAN D | 155.37 | 34.49 |
| SPECTRUM | 148.48 | 5105 | MUNGUIA, MELISSA BETH | 148.48 | 148.48 |
| C AND A SERVICE AND TIRES | 275.24 | 3830 | MENDOZA JR, OSCAR | 147.39 | 147.39 |
| CULLIGAN/ULTRAPURE WAT | 31.85 | 3830 | MENDOZA JR, OSCAR | 147.39 | 147.39 |
| FRANCOS GARAGE | 30.00 | 3830 | MENDOZA JR, OSCAR | 147.39 | 147.39 |
| O'REILLY AUTO PARTS 1982 | 142.49 | 3830 | MENDOZA JR, OSCAR | 147.39 | 147.39 |
| SHAFFER'S MUFFLER & AUTO | 583.12 | 3830 | MENDOZA JR, OSCAR | 147.39 | 147.39 |
| USPS PO 4808000343 | 92.00 | 3830 | MENDOZA JR, OSCAR | 147.39 | 147.39 |

Nueces County
Transaction Totals by Department Average
Statement Date(s): 01/28/2020

| Merchant | Amount | Department | Card Holder Name | Average Transaction per Dept | Average Transaction per Cardholder |
|---------------------------|----------|------------|---------------------------|------------------------------|------------------------------------|
| WESTERN AUTO ACE HARDWAR | 210.22 | 3830 | MENDOZA JR, OSCAR | 147.39 | 147.39 |
| WM SUPERCENTER #442 | 109.00 | 3830 | MENDOZA JR, OSCAR | 147.39 | 147.39 |
| IN CORPUS CHRISTI BAR AS | 185.00 | 1130 | CASAS, NORMA N | 146.63 | 470.00 |
| TDCAA | 755.00 | 1130 | CASAS, NORMA N | 146.63 | 470.00 |
| USPS PO 4820200410 | 86.40 | 1130 | HINOJOSA-PERSOHN, BELINDA | 146.63 | 17.28 |
| ADVANCE AUTO PARTS #3344 | 67.47 | 3092 | HINOJOSA, VICTOR A | 143.91 | 175.99 |
| ADVANCE AUTO PARTS #8429 | 29.22 | 3092 | HINOJOSA, VICTOR A | 143.91 | 175.99 |
| BUSTERS BUTANE | 42.13 | 3092 | HINOJOSA, VICTOR A | 143.91 | 175.99 |
| SOUTHERN TIRE MART | 59.99 | 3092 | HINOJOSA, VICTOR A | 143.91 | 175.99 |
| THE HOME DEPOT 6584 | 749.00 | 3092 | HINOJOSA, VICTOR A | 143.91 | 175.99 |
| UNIVAR USA INC. | 108.12 | 3092 | HINOJOSA, VICTOR A | 143.91 | 175.99 |
| INTERSTATE BATTERIES | 163.60 | 3092 | FLORES, MICHAEL ANTHONY | 143.91 | 126.37 |
| JOHN W HOCK CO | 283.19 | 3092 | FLORES, MICHAEL ANTHONY | 143.91 | 126.37 |
| UNIVAR USA INC. | 185.07 | 3092 | FLORES, MICHAEL ANTHONY | 143.91 | 126.37 |
| WESTERN AUTO ACE HARDWAR | 39.10 | 3092 | DIAZ JR, DONACIANO R | 143.91 | 39.10 |
| GRAYBAR ELECTRIC | 360.38 | 1200 | BENAVIDEZ, RAFAEL G | 142.80 | 142.80 |
| OFFICE DEPOT #468 | 210.82 | 1200 | BENAVIDEZ, RAFAEL G | 142.80 | 142.80 |
| DSHS REGULATORY PROG | 57.00 | 0180 | SCOTT, ALANA KAY | 138.39 | 229.68 |
| LOWES #01825 | 22.32 | 0180 | SCOTT, ALANA KAY | 138.39 | 229.68 |
| MOMAR INC | 404.57 | 0180 | SCOTT, ALANA KAY | 138.39 | 229.68 |
| SAMS CLUB #8267 | 164.68 | 0180 | SCOTT, ALANA KAY | 138.39 | 229.68 |
| SOUTHERN TIRE MART | 274.95 | 0180 | SCOTT, ALANA KAY | 138.39 | 229.68 |
| THE HOME DEPOT #0526 | 569.82 | 0180 | SCOTT, ALANA KAY | 138.39 | 229.68 |
| THE HOME DEPOT 526 | 573.79 | 0180 | SCOTT, ALANA KAY | 138.39 | 229.68 |
| EXXONMOBIL 45362076 | 282.04 | 0180 | AGUILAR, ROBERT MARIO | 138.39 | 228.53 |
| FSGI CORPUS LIGHTING | 119.44 | 0180 | AGUILAR, ROBERT MARIO | 138.39 | 228.53 |
| HOLT CAT CORPUS - MC | 695.06 | 0180 | AGUILAR, ROBERT MARIO | 138.39 | 228.53 |
| ISLAND TIRE AND AUTOMOTIV | 49.66 | 0180 | AGUILAR, ROBERT MARIO | 138.39 | 228.53 |
| LOWES #01825 | 236.78 | 0180 | AGUILAR, ROBERT MARIO | 138.39 | 228.53 |
| NORTH PADRE ACE HARDWARE | 1,754.13 | 0180 | AGUILAR, ROBERT MARIO | 138.39 | 228.53 |
| THE HOME DEPOT 526 | 210.86 | 0180 | AGUILAR, ROBERT MARIO | 138.39 | 228.53 |
| WWW.SAFEWAYCLASSES.COM | 79.99 | 0180 | AGUILAR, ROBERT MARIO | 138.39 | 228.53 |
| 1398 COLUMBIA | 56.95 | 0180 | GALVAN JR, ANTONIO | 138.39 | 129.84 |
| ALTEX COMPUTER AND ELECTR | 23.95 | 0180 | GALVAN JR, ANTONIO | 138.39 | 129.84 |
| BUILDING SPECIALTIES 411 | 455.53 | 0180 | GALVAN JR, ANTONIO | 138.39 | 129.84 |

Nueces County
Transaction Totals by Department Average
Statement Date(s): 01/28/2020

| Merchant | Amount | Department | Card Holder Name | Average Transaction per Dept | Average Transaction per Cardholder |
|---------------------------|--------|------------|-------------------------|------------------------------|------------------------------------|
| CORPUS CHRISTI ELECTRIC | 252.71 | 0180 | GALVAN JR, ANTONIO | 138.39 | 129.84 |
| CRAWFORD CORPUS CHRISTI | 310.20 | 0180 | GALVAN JR, ANTONIO | 138.39 | 129.84 |
| DISCOUNT AUTO 2 | 248.89 | 0180 | GALVAN JR, ANTONIO | 138.39 | 129.84 |
| EXXONMOBIL 45362076 | 363.17 | 0180 | GALVAN JR, ANTONIO | 138.39 | 129.84 |
| FERGUSON ENT # 116 | 26.84 | 0180 | GALVAN JR, ANTONIO | 138.39 | 129.84 |
| HUB CITY OVERHEAD DOOR CO | 350.00 | 0180 | GALVAN JR, ANTONIO | 138.39 | 129.84 |
| INTERSTATE BATTERIES | 12.60 | 0180 | GALVAN JR, ANTONIO | 138.39 | 129.84 |
| LOWES #01825 | 177.34 | 0180 | GALVAN JR, ANTONIO | 138.39 | 129.84 |
| NORTH PADRE ACE HARDWARE | 87.90 | 0180 | GALVAN JR, ANTONIO | 138.39 | 129.84 |
| O'REILLY AUTO PARTS 1687 | 42.69 | 0180 | GALVAN JR, ANTONIO | 138.39 | 129.84 |
| SE40877 | 10.00 | 0180 | GALVAN JR, ANTONIO | 138.39 | 129.84 |
| STAINLESS STEEL PRODUCTS | 140.00 | 0180 | GALVAN JR, ANTONIO | 138.39 | 129.84 |
| THE HOME DEPOT 526 | 87.97 | 0180 | GALVAN JR, ANTONIO | 138.39 | 129.84 |
| WWW.SAFEWAYCLASSES.COM | 79.99 | 0180 | GALVAN JR, ANTONIO | 138.39 | 129.84 |
| LOWES #01825 | 629.64 | 0180 | CRONIN, RONALD MICHAEL | 138.39 | 77.06 |
| MG BUILDING CORPUS CHRIS | 658.58 | 0180 | CRONIN, RONALD MICHAEL | 138.39 | 77.06 |
| NORTH PADRE ACE HARDWARE | 505.42 | 0180 | CRONIN, RONALD MICHAEL | 138.39 | 77.06 |
| PAYPAL PETRO CLASS | 140.00 | 0180 | CRONIN, RONALD MICHAEL | 138.39 | 77.06 |
| THE HOME DEPOT #0526 | 127.22 | 0180 | CRONIN, RONALD MICHAEL | 138.39 | 77.06 |
| THE HOME DEPOT 526 | 328.00 | 0180 | CRONIN, RONALD MICHAEL | 138.39 | 77.06 |
| LOWES #02506 | 45.46 | 0180 | STONE, MICHAEL STEVEN | 138.39 | 45.46 |
| CROSS BORDER TRANS FEE | 2.40 | 1125 | EVEREST, TIMOTHY EDWARD | 121.20 | 121.20 |
| KAHOOT! AS | 240.00 | 1125 | EVEREST, TIMOTHY EDWARD | 121.20 | 121.20 |
| 3G GRAPHICS | 537.74 | 3480 | DAVIS, JAKOREY JAMAL | 116.34 | 499.73 |
| BOB BARKER COMPANY INC | 784.98 | 3480 | DAVIS, JAKOREY JAMAL | 116.34 | 499.73 |
| PRECISE KIT PROMOTIONS | 676.20 | 3480 | DAVIS, JAKOREY JAMAL | 116.34 | 499.73 |
| LOWES #01825 | 202.53 | 3480 | MILAM, JOHN | 116.34 | 164.30 |
| THE HOME DEPOT #0526 | 126.08 | 3480 | MILAM, JOHN | 116.34 | 164.30 |
| 3G GRAPHICS | 537.73 | 3480 | MORENO, JOSHUA ANTHONY | 116.34 | 117.29 |
| BEST BUY 00002352 | 24.99 | 3480 | MORENO, JOSHUA ANTHONY | 116.34 | 117.29 |
| BOB BARKER COMPANY INC | 787.56 | 3480 | MORENO, JOSHUA ANTHONY | 116.34 | 117.29 |
| DISNEYPLUS | 14.06 | 3480 | MORENO, JOSHUA ANTHONY | 116.34 | 117.29 |
| H-E-B #643 | 967.13 | 3480 | MORENO, JOSHUA ANTHONY | 116.34 | 117.29 |
| IXL LEARNING | 431.92 | 3480 | MORENO, JOSHUA ANTHONY | 116.34 | 117.29 |

Nueces County
Transaction Totals by Department Average
Statement Date(s): 01/28/2020

| Merchant | Amount | Department | Card Holder Name | Average Transaction per Dept | Average Transaction per Cardholder |
|---------------------------|--------|------------|--------------------------|------------------------------|------------------------------------|
| SALLY BEAUTY #3219 | 5.40 | 3480 | MORENO, JOSHUA ANTHONY | 116.34 | 117.29 |
| THE HOME DEPOT #6584 | 2.78 | 3480 | MORENO, JOSHUA ANTHONY | 116.34 | 117.29 |
| WAL-MART #0470 | 76.90 | 3480 | MORENO, JOSHUA ANTHONY | 116.34 | 117.29 |
| WALGREENS #4424 | 435.73 | 3480 | MORENO, JOSHUA ANTHONY | 116.34 | 117.29 |
| CC STAMP WORKS INC | 68.20 | 3480 | SALDANA, DEANNA | 116.34 | 110.23 |
| IDENTOGO - TX FINGERPRINT | 55.00 | 3480 | SALDANA, DEANNA | 116.34 | 110.23 |
| QDI QUEST DIAGNOSTICS | 421.16 | 3480 | SALDANA, DEANNA | 116.34 | 110.23 |
| SQ BAY AREA TIME | 72.50 | 3480 | SALDANA, DEANNA | 116.34 | 110.23 |
| SQ CAMSEC+ | 461.61 | 3480 | SALDANA, DEANNA | 116.34 | 110.23 |
| WALGREENS #4424 | 23.80 | 3480 | SALDANA, DEANNA | 116.34 | 110.23 |
| H-E-B #643 | 140.58 | 3480 | MUERY, BRET RYAN | 116.34 | 85.91 |
| JANET PENA OD | 240.00 | 3480 | MUERY, BRET RYAN | 116.34 | 85.91 |
| WM SUPERCENTER #470 | 134.86 | 3480 | MUERY, BRET RYAN | 116.34 | 85.91 |
| AUSTIN EMBASSY SUITES | 161.29 | 3480 | FLORES, HOMER | 116.34 | 52.19 |
| ENTERPRISE RENT-A-CAR | 78.00 | 3480 | FLORES, HOMER | 116.34 | 52.19 |
| EXXONMOBIL 46913661 | 5.00 | 3480 | FLORES, HOMER | 116.34 | 52.19 |
| H-E-B #462 | 26.00 | 3480 | FLORES, HOMER | 116.34 | 52.19 |
| H-E-B GAS/CARWASH #057 | 8.79 | 3480 | FLORES, HOMER | 116.34 | 52.19 |
| LA MICHOACANA BAKERY INC | 60.80 | 3480 | FLORES, HOMER | 116.34 | 52.19 |
| NORMA S FRUITS & DELIGHTS | 30.00 | 3480 | FLORES, HOMER | 116.34 | 52.19 |
| SCHLOTZSKY'S OLO #1120 | 131.82 | 3480 | FLORES, HOMER | 116.34 | 52.19 |
| SUNOCO 0553014200 | 20.20 | 3480 | FLORES, HOMER | 116.34 | 52.19 |
| CHEWY.COM | 46.67 | 3480 | SCHMIDT, CLAUDIA ANNETTE | 116.34 | 46.67 |
| AN CHEVROLET N CORPUS | 7.00 | 3480 | FLORES, PAUL | 116.34 | 46.04 |
| CARISMA WASH LUBE AND DE | 231.50 | 3480 | FLORES, PAUL | 116.34 | 46.04 |
| THE HOME DEPOT #6584 | 37.74 | 3480 | FLORES, PAUL | 116.34 | 46.04 |
| H-E-B #643 | 49.58 | 3480 | ORTIZ, ESTELLA | 116.34 | 23.19 |
| WALGREENS #4424 | 19.99 | 3480 | ORTIZ, ESTELLA | 116.34 | 23.19 |
| ROBLES TIRE | 45.00 | 5330 | MONTES, MICHAEL RENE | 113.32 | 155.97 |
| ULTIMATE SIGNS AND GRAPHI | 375.00 | 5330 | MONTES, MICHAEL RENE | 113.32 | 155.97 |
| VIP CAR WASH AND LUBE NW | 47.90 | 5330 | MONTES, MICHAEL RENE | 113.32 | 155.97 |
| THE HOME DEPOT #6564 | 33.56 | 5330 | RAMIREZ, JUAN A | 113.32 | 87.73 |
| TRACTOR SUPPLY #333 | 4.99 | 5330 | RAMIREZ, JUAN A | 113.32 | 87.73 |
| VIP CAR WASH AND LUBE NW | 103.75 | 5330 | RAMIREZ, JUAN A | 113.32 | 87.73 |
| WYNDHAM AUSTIN & WOODW | 296.36 | 5330 | RAMIREZ, JUAN A | 113.32 | 87.73 |
| FIRESTONE678775 | 164.99 | 6110 | GIBBS, KEVIN ODELL | 78.04 | 164.99 |
| HOMEWOOD SUITES VICTORIA | 108.48 | 6110 | MCMANUS, JOHN KYLE | 78.04 | 108.48 |

Nueces County
Transaction Totals by Department Average
Statement Date(s): 01/28/2020

| Merchant | Amount | Department | Card Holder Name | Average Transaction per Dept | Average Transaction per Cardholder |
|--------------------------|-------------------|------------|------------------|------------------------------|------------------------------------|
| EXXONMOBIL 48099196 | 58.00 | 6110 | OTT, JASON P | 78.04 | 48.70 |
| LAZ PARKING 610264-LUKE | 2.00 | 6110 | OTT, JASON P | 78.04 | 48.70 |
| TAMU PARKING GARAGE 4 | 5.00 | 6110 | OTT, JASON P | 78.04 | 48.70 |
| VIP CAR WASH AND LUBE NW | 129.80 | 6110 | OTT, JASON P | 78.04 | 48.70 |
| SQ BAY AREA TIME | 75.00 | 3630 | AUMADA, DEBRA D | 75.00 | 75.00 |
| HAMPTON INN VICTORIA | 93.52 | 6210 | MUNOZ, NORMA | 65.78 | 65.78 |
| SPECTRUM | 120.60 | 6210 | MUNOZ, NORMA | 65.78 | 65.78 |
| VIP CAR WASH AND LUBE NW | 114.80 | 6210 | MUNOZ, NORMA | 65.78 | 65.78 |
| COASTAL BEND SOCIETY FOR | 25.00 | 1245 | GUERRA, JULIE | 25.00 | 25.00 |
| Total | 361,448.57 | | | | |

Nueces County
Transaction Totals by Vendor
Statement Dates: 01/28/2020

| Merchant | Amount | Transaction Count | Average Transaction |
|---------------------------|----------|-------------------|---------------------|
| 1398 COLUMBIA | 56.95 | 1 | 56.95 |
| 3G GRAPHICS | 1,075.47 | 2 | 537.74 |
| 8X8 INC. 888-898-8733 | 297.92 | 1 | 297.92 |
| A & B PLASTICS AND FABRIC | 862.75 | 4 | 215.69 |
| A PLUS PLUMBING AND RE | 1,370.62 | 4 | 342.66 |
| A WAVELL FLAGPOLE | 450.00 | 1 | 450.00 |
| A&W OFFICE SUPPLY | 4,208.50 | 10 | 420.85 |
| ABSOLUTE COMMUNICATIONS | 1,005.00 | 1 | 1,005.00 |
| ADVANCE AUTO PARTS #3344 | 212.17 | 7 | 30.31 |
| ADVANCE AUTO PARTS #8429 | 29.22 | 1 | 29.22 |
| AFTER HOURS AUTO GLASS | 160.00 | 1 | 160.00 |
| AIRGAS USA LLC | 256.14 | 2 | 128.07 |
| ALARM SECURITY & CONT. | 750.00 | 2 | 375.00 |
| ALTEX COMPUTER AND ELECTR | 1,229.50 | 7 | 175.64 |
| AMAZON PRIME | -28.12 | 2 | -14.06 |
| AMAZON.COM CX6423YK3 | 164.66 | 1 | 164.66 |
| AMAZON.COM H43BP9RE3 | 248.98 | 1 | 248.98 |
| AMAZON.COM JG9XU2C33 | 123.69 | 1 | 123.69 |
| AMAZON.COM TW3I35873 | 181.66 | 1 | 181.66 |
| AMBIT TEXAS LLC | 319.94 | 4 | 79.98 |
| AMER LIB ASSOC-CAREER | 365.00 | 1 | 365.00 |
| AMERICAN AIR0010281419437 | 30.00 | 1 | 30.00 |
| AMERICAN AIR0010281574834 | 30.00 | 1 | 30.00 |
| AMERICAN DETAIL SUPPLY | 60.40 | 1 | 60.40 |
| AMERICAN SOLUTIONS4 BUS | 3,064.99 | 3 | 1,021.66 |
| AMZN MKTP US 0J21F69U3 | 317.06 | 1 | 317.06 |
| AMZN MKTP US 213SO6LA3 | 36.08 | 1 | 36.08 |
| AMZN MKTP US 3459L9MQ3 | 68.68 | 1 | 68.68 |
| AMZN MKTP US 505I24YS3 | 192.00 | 1 | 192.00 |
| AMZN MKTP US 5V5VS7483 | 20.98 | 1 | 20.98 |
| AMZN MKTP US FP88Z3XO3 | 81.88 | 1 | 81.88 |
| AMZN MKTP US GE8G022U3 | 46.97 | 1 | 46.97 |
| AMZN MKTP US NF6YF4TO3 | 169.99 | 1 | 169.99 |
| AMZN MKTP US QK0TA19B3 | 5.74 | 1 | 5.74 |
| AMZN MKTP US SL8YA3LK3 | 119.99 | 1 | 119.99 |
| AMZN MKTP US T05RJ3L33 | 9.90 | 1 | 9.90 |
| AMZN MKTP US U64O37P23 | 35.94 | 1 | 35.94 |
| AMZN MKTP US UH4CQ1OZ3 | 135.17 | 1 | 135.17 |
| AMZN MKTP US VN6NW7223 | 39.54 | 1 | 39.54 |
| AMZN MKTP US WF33U11M3 | 321.99 | 1 | 321.99 |
| AMZN MKTP US XS66H78I3 | 437.80 | 1 | 437.80 |
| AMZN MKTP US XX1IB2EY3 | 85.96 | 1 | 85.96 |

Nueces County
Transaction Totals by Vendor
Statement Dates: 01/28/2020

| Merchant | Amount | Transaction Count | Average Transaction |
|---------------------------|----------|-------------------|---------------------|
| AMZN MKTP US Z38KN9AZ3 | 129.96 | 1 | 129.96 |
| AN CHEVROLET N CORPUS | 492.51 | 3 | 164.17 |
| ANNAVILLE MUFFLER AND | 359.00 | 4 | 89.75 |
| ARMSTRONG LUMBER COMPANY | 61.95 | 1 | 61.95 |
| ARNOLD OIL COMPANY | 941.40 | 7 | 134.49 |
| ASCE PURCHASING | 311.00 | 1 | 311.00 |
| ASHMORE PAINT CO INC | 143.33 | 2 | 71.66 |
| ASTROMATIC CAR WASH ROBST | 64.00 | 1 | 64.00 |
| ATLAS PHONES | 844.40 | 1 | 844.40 |
| AUSTIN EMBASSY SUITES | 161.29 | 1 | 161.29 |
| AUTOZONE #1328 | 99.92 | 2 | 49.96 |
| AUTOZONE 4216 | 17.99 | 1 | 17.99 |
| BANDERA COUNTY TX DIST C | 27.50 | 2 | 13.75 |
| BECK AND MASTEN BUICK GMC | 3,359.12 | 6 | 559.85 |
| BELL FENCE OF CORPUS CHR | 39.00 | 1 | 39.00 |
| BEST BUY 00002352 | 564.95 | 2 | 282.48 |
| BESTBUYCOM805685416599 | 245.96 | 2 | 122.98 |
| BESTBUYCOM805687476797 | 19.99 | 1 | 19.99 |
| BINSWANGER GLASS #100 | 4,120.38 | 5 | 824.08 |
| BIRDS RUBBER STAMPS | 118.80 | 2 | 59.40 |
| BJ'S FAMOUS UNIFORMS | 18.00 | 1 | 18.00 |
| BLUE360 MEDIA LLC | 73.75 | 1 | 73.75 |
| BOB BARKER COMPANY INC | 4,682.54 | 7 | 668.93 |
| BROOKS TIRE INC | 153.45 | 2 | 76.72 |
| BUILDING SPECIALTIES 411 | 455.53 | 1 | 455.53 |
| BURGER KING #4057 | 20.23 | 1 | 20.23 |
| BUSH HYDRAULICS | 1,334.95 | 4 | 333.74 |
| BUSTERS BUTANE | 42.13 | 1 | 42.13 |
| C AND A SERVICE AND TIRES | 275.24 | 2 | 137.62 |
| C.C BUILDERS HARDWARE | 244.91 | 1 | 244.91 |
| C.C. BATTERY COMPANY | 272.86 | 2 | 136.43 |
| CARISMA WASH LUBE AND DE | 244.95 | 5 | 48.99 |
| CARROT TOP INDUSTRIES | 393.03 | 1 | 393.03 |
| CBS RENTAL & SUPPLY | 478.35 | 2 | 239.18 |
| CBT NUGGETS LLC | 637.34 | 1 | 637.34 |
| CC CALLER-TIMES | 7.46 | 1 | 7.46 |
| CC DISPOSAL SERVICE | 78.00 | 1 | 78.00 |
| CC DISTRIBUTORS | 638.95 | 8 | 79.87 |
| CC STAMP WORKS INC | 1,056.85 | 10 | 105.68 |
| CCI HOTEL RES | 602.67 | 1 | 602.67 |
| CDR #1 | 42.00 | 1 | 42.00 |
| CDR #2 | 7.00 | 1 | 7.00 |

Nueces County
Transaction Totals by Vendor
Statement Dates: 01/28/2020

| Merchant | Amount | Transaction Count | Average Transaction |
|---------------------------|-----------|-------------------|---------------------|
| CDW GOVT #WGQ3381 | 169.95 | 1 | 169.95 |
| CDW GOVT #WHD4533 | 994.44 | 1 | 994.44 |
| CDW GOVT #WKV4271 | 2,810.07 | 1 | 2,810.07 |
| CDW GOVT #WKW5603 | 894.11 | 1 | 894.11 |
| CDW GOVT #WPF2335 | 1,043.31 | 1 | 1,043.31 |
| CHEWY.COM | 46.67 | 1 | 46.67 |
| CHICK-FIL-A #02237 | 23.02 | 1 | 23.02 |
| CITY OF AGUA DULCE | 100.34 | 1 | 100.34 |
| CITY OF CC AIRPORT | 21.00 | 1 | 21.00 |
| CITY OF CORPUS CHRISTI | 6,115.38 | 42 | 145.60 |
| COASTAL A.D.S INC. | 403.24 | 2 | 201.62 |
| COASTAL BEND SOCIETY FOR | 25.00 | 1 | 25.00 |
| COASTAL OFFICE SOLUTIONS | 3,687.09 | 5 | 737.42 |
| COMLINK WIRELESS | 1,101.00 | 2 | 550.50 |
| CORPUS CHRISTI CALLER | 2,629.60 | 4 | 657.40 |
| CORPUS CHRISTI ELECTRIC | 822.10 | 3 | 274.03 |
| CORPUS CHRISTI FREIGHTLIN | 640.12 | 7 | 91.45 |
| CORPUS CHRISTI SAFE AND L | 419.10 | 5 | 83.82 |
| CORPUS CHRISTI WILBERT | 1,320.00 | 4 | 330.00 |
| CORSAIR MEMORY INC | 746.85 | 1 | 746.85 |
| CRADLEPOINT | 13,025.69 | 1 | 13,025.69 |
| CRAWFORD CORPUS CHRISTI | 310.20 | 1 | 310.20 |
| CREAGER BATTERY AND TI | 56.00 | 8 | 7.00 |
| CROSS BORDER TRANS FEE | 2.55 | 2 | 1.28 |
| CULLIGAN/ULTRAPURE WAT | 31.85 | 1 | 31.85 |
| CVS/PHARMACY #07080 | 0.00 | 2 | 0.00 |
| DAILY WELLS COMMUNICATIO | 1,959.10 | 4 | 489.78 |
| DEMCO INC | 962.03 | 1 | 962.03 |
| DIAMOND MOWERS INC | 439.36 | 2 | 219.68 |
| DIESEL ENGINE & INJECTIO | 447.58 | 3 | 149.19 |
| DIGICERT INC | 414.00 | 1 | 414.00 |
| DISCOUNT AUTO 2 | 248.89 | 1 | 248.89 |
| DISCOUNT-TIRE-CO TXC-05 | 1,205.50 | 3 | 401.83 |
| DISNEYPLUS | 14.06 | 1 | 14.06 |
| DMI DELL HIGHER EDUC | 172.72 | 3 | 57.57 |
| DNH GODADDY.COM | 234.90 | 2 | 117.45 |
| DOUBLETREE HOTEL ELPASO | 1,009.98 | 3 | 336.66 |
| DOUBLETREE SUITES BY HILT | 110.40 | 1 | 110.40 |
| DSHS REGULATORY PROG | 57.00 | 1 | 57.00 |
| DTV DIRECTV SERVICE | 378.16 | 3 | 126.05 |
| ED BURK S AUTO SERVICE | 90.00 | 1 | 90.00 |
| EDDIES GULF RADIATOR | 100.00 | 1 | 100.00 |

Nueces County
Transaction Totals by Vendor
Statement Dates: 01/28/2020

| Merchant | Amount | Transaction Count | Average Transaction |
|---------------------------|-----------|-------------------|---------------------|
| EL CENTRO LANDFILL | 54.31 | 1 | 54.31 |
| ENTERPRISE RENT-A-CAR | 78.00 | 1 | 78.00 |
| ENTRUST ENERGY | 245.07 | 2 | 122.54 |
| EVEREST WATER COFFEE | 75.75 | 2 | 37.88 |
| EVIDENT INC | 41.10 | 1 | 41.10 |
| EVINS GLASS SERVICE INC | 39.95 | 1 | 39.95 |
| EWALD KUBOTA - CORPUS CHR | 865.96 | 5 | 173.19 |
| EXXONMOBIL 45362076 | 645.21 | 2 | 322.60 |
| EXXONMOBIL 46913661 | 5.00 | 1 | 5.00 |
| EXXONMOBIL 48099196 | 58.00 | 1 | 58.00 |
| FACILITY SOLUTIONS GROUP | 203.76 | 1 | 203.76 |
| FASCLAMPITT CORPUS CHRIST | 700.26 | 12 | 58.36 |
| FASTSERV SUPPLY CORPUS | 22.50 | 3 | 7.50 |
| FEDEX 90934653 | 43.93 | 1 | 43.93 |
| FERGUSON ENT # 116 | 33.83 | 2 | 16.92 |
| FINANCIAL SERVICES | 20,853.05 | 1 | 20,853.05 |
| FIRESTONE678775 | 164.99 | 1 | 164.99 |
| FIRESTONE678791 | 7.00 | 1 | 7.00 |
| FIRETROL PROTECTION SYSTE | 770.00 | 1 | 770.00 |
| FIVE POINTS AUTO CENTER | 206.62 | 3 | 68.87 |
| FLEET MANAGEMENT SOLUTNS | 288.00 | 1 | 288.00 |
| FLORIST BILLING SYSTEMS | 0.00 | 2 | 0.00 |
| FRANCOS GARAGE | 1,983.50 | 2 | 991.75 |
| FREDPRYOR CAREERTRACK | 1,832.00 | 1 | 1,832.00 |
| FSGI CORPUS LIGHTING | 1,688.12 | 3 | 562.71 |
| FSI CPL RETAIL | 1,278.62 | 8 | 159.83 |
| FSI DIRECT ENERGY | 584.28 | 6 | 97.38 |
| GALLS | 178.44 | 2 | 89.22 |
| GATEWAY PRINTING & OFFICE | 17,884.19 | 44 | 406.46 |
| GOODYEAR TIRE #4739 | 1,539.03 | 3 | 513.01 |
| GRAINGER | 550.00 | 4 | 137.50 |
| GRANDE COMMUNICATIONS | 98.78 | 1 | 98.78 |
| GRAYBAR ELECTRIC | 1,005.37 | 6 | 167.56 |
| GRAYBAR ELECTRIC COMPANY | 153.66 | 1 | 153.66 |
| GREEN MOUNTAIN ENERGY | 422.85 | 4 | 105.71 |
| GUARDIAN FUNERAL HOME & C | 2,663.00 | 3 | 887.67 |
| GULF COAST MAILING SERV | 1,080.76 | 1 | 1,080.76 |
| GULF COAST NUT & BOLT SUP | 31.68 | 1 | 31.68 |
| GULF COAST PAPER COMPANY- | 37,726.79 | 57 | 661.87 |
| H&L DISCOUNT OIL CO | 1,310.48 | 5 | 262.10 |
| H-E-B #462 | 2,140.58 | 4 | 535.14 |
| H-E-B #643 | 1,157.29 | 15 | 77.15 |

Nueces County
Transaction Totals by Vendor
Statement Dates: 01/28/2020

| Merchant | Amount | Transaction Count | Average Transaction |
|---------------------------|----------|-------------------|---------------------|
| H-E-B GAS/CARWASH #057 | 8.79 | 1 | 8.79 |
| HAMPTON INN VICTORIA | 93.52 | 3 | 31.17 |
| HANSON PIPE #4140 | 752.00 | 1 | 752.00 |
| HARBOR FREIGHT TOOLS 71 | 190.94 | 2 | 95.47 |
| HCTRA EZ TAG ONLINE | 17.50 | 1 | 17.50 |
| HELENA 25041 | 489.80 | 1 | 489.80 |
| HILTON HOTELS | 1,767.09 | 2 | 883.54 |
| HOBBY-LOBBY #0066 | 10.81 | 1 | 10.81 |
| HOLIDAY INN EXP & SUITES | 203.40 | 2 | 101.70 |
| HOLIDAY INN EXPRESS | 420.34 | 4 | 105.08 |
| HOLIDAY INN PLAZA | 533.60 | 2 | 266.80 |
| HOLT CAT CORPUS - MC | 6,038.73 | 22 | 274.49 |
| HOME2 SUITES | 140.30 | 1 | 140.30 |
| HOMEWOOD SUITES VICTORIA | 108.48 | 1 | 108.48 |
| HOSE OF SOUTH TEXAS | 442.52 | 7 | 63.22 |
| HOTEL RESERVATIONS.COM | 350.40 | 1 | 350.40 |
| HUB CITY OVERHEAD DOOR CO | 350.00 | 1 | 350.00 |
| HYATT HOUSE AUSTIN/DOW | 544.74 | 1 | 544.74 |
| ICS JAIL SUPPLIES | 1,172.00 | 2 | 586.00 |
| IDENTOGO - TX FINGERPRINT | 55.00 | 5 | 11.00 |
| IN CORPUS CHRISTI BAR AS | 185.00 | 1 | 185.00 |
| IN EXPRESS TECH | 120.00 | 1 | 120.00 |
| IN PRO TECH MECHANICAL I | 2,771.33 | 2 | 1,385.66 |
| IN R & R PETRO SERVICES | 1,968.33 | 2 | 984.16 |
| IN SUPERGLASS WINDSHIELD | 30.00 | 1 | 30.00 |
| IN VISCERAL ILLUMINATION | 125.00 | 1 | 125.00 |
| INT'L CODE COUNCIL INC | 420.00 | 1 | 420.00 |
| INTERNATIONAL ELECTRONICS | 43.18 | 2 | 21.59 |
| INTERSTATE BATTERIES | 2,551.38 | 7 | 364.48 |
| INTUIT QUICKBOOKS | 714.87 | 1 | 714.87 |
| ISLAND TIRE AND AUTOMOTIV | 219.02 | 3 | 73.01 |
| ITD PRINT SOLUTIONS | 662.00 | 2 | 331.00 |
| IXL LEARNING | 431.92 | 1 | 431.92 |
| JAM PAPER & ENVELOPE | 404.94 | 1 | 404.94 |
| JANET PENA OD | 240.00 | 2 | 120.00 |
| JOHN W HOCK CO | 283.19 | 1 | 283.19 |
| JOHNSON CONTROLS SS | 423.40 | 1 | 423.40 |
| JOHNSTONE SUPPLY CORPUS | 297.15 | 3 | 99.05 |
| JUST ENERGY | 150.00 | 1 | 150.00 |
| KAHOOT! AS | 240.00 | 1 | 240.00 |
| KIMBALL MIDWEST PAYEEZY | 317.19 | 1 | 317.19 |
| KOETTER FIRE CORPUS | 1,483.63 | 3 | 494.54 |

Nueces County
Transaction Totals by Vendor
Statement Dates: 01/28/2020

| Merchant | Amount | Transaction Count | Average Transaction |
|---------------------------|----------|-------------------|---------------------|
| KYOCERA DOCUMENT SOLUTION | 165.22 | 1 | 165.22 |
| LA MICHOACANA BAKERY INC | 60.80 | 2 | 30.40 |
| LAQUINTA COLLEGE STATION | 175.14 | 2 | 87.57 |
| LAZ PARKING 610264-LUKE | 2.00 | 1 | 2.00 |
| LOGMEIN GOTOMEETING | 147.00 | 1 | 147.00 |
| LOWES #01825 | 1,968.61 | 19 | 103.61 |
| LOWES #02506 | 45.46 | 1 | 45.46 |
| MAACO | 3,118.92 | 1 | 3,118.92 |
| MCALISTER'S 1283 MM | 1,342.50 | 1 | 1,342.50 |
| MCCOYS #17 | 10.58 | 3 | 3.53 |
| MG BUILDING CORPUS CHRIS | 658.58 | 3 | 219.53 |
| MID COAST ELECTRIC SUPPLY | 89.68 | 1 | 89.68 |
| MINIT MAN - 5 | 75.96 | 2 | 37.98 |
| MNI DIESEL INC. | 640.18 | 1 | 640.18 |
| MOMAR INC | 666.46 | 2 | 333.23 |
| MOORE MEDICAL LLC | 1,259.48 | 3 | 419.83 |
| MUNIZ ELECTRIC AND COOLIN | 400.00 | 1 | 400.00 |
| MY BINDING COM | 110.62 | 1 | 110.62 |
| NEESSEN CHEVROLET BUICK | 1,660.43 | 1 | 1,660.43 |
| NEWEGG INC | 770.01 | 1 | 770.01 |
| NICHOLS GUNS | 130.11 | 2 | 65.06 |
| NNA SERVICES LLC | 464.98 | 3 | 154.99 |
| NORMA S FRUITS & DELIGHTS | 30.00 | 1 | 30.00 |
| NORTH PADRE ACE HARDWARE | 2,347.45 | 21 | 111.78 |
| NSC NORTHERN SAFETY CO | 990.43 | 1 | 990.43 |
| NUECES CO TX - GOV PAY FE | 6.00 | 2 | 3.00 |
| NUECES CO TX-TAC-MOTOR | 208.00 | 2 | 104.00 |
| NUECES COUNTY WCID 3 | 4,860.85 | 11 | 441.90 |
| NUECES ELECTRIC COOP | 131.49 | 2 | 65.74 |
| O'REILLY AUTO PARTS 1441 | 74.90 | 1 | 74.90 |
| O'REILLY AUTO PARTS 1687 | 89.51 | 5 | 17.90 |
| O'REILLY AUTO PARTS 1982 | 423.93 | 4 | 105.98 |
| O'REILLY AUTO PARTS 635 | 1,010.48 | 21 | 48.12 |
| OFFICE DEPOT #468 | 260.59 | 3 | 86.86 |
| OFFICE DEPOT #70 | 131.96 | 2 | 65.98 |
| OMNI AUSTIN SOUTHPARK | 2,176.20 | 3 | 725.40 |
| PARTY CITY 814 | 84.93 | 1 | 84.93 |
| PAW ALL FAITH CREMATION | 921.00 | 1 | 921.00 |
| PAYPAL PETRO CLASS | 280.00 | 2 | 140.00 |
| PAYPAL TDIAI | 25.00 | 1 | 25.00 |
| PAYPAL WONDERIDEA | 15.00 | 1 | 15.00 |
| PINNACLE PROPANE #116 | 150.00 | 1 | 150.00 |

Nueces County
Transaction Totals by Vendor
Statement Dates: 01/28/2020

| Merchant | Amount | Transaction Count | Average Transaction |
|---------------------------|-----------|-------------------|---------------------|
| PITNEY BOWES PI | 768.00 | 3 | 256.00 |
| PMI ROBSTOWN | 665.44 | 3 | 221.81 |
| POSTNET (TX162) | 35.20 | 1 | 35.20 |
| PRAXAIR DIST INC OAM | 180.11 | 1 | 180.11 |
| PRECISE KIT PROMOTIONS | 676.20 | 1 | 676.20 |
| PREMIER CHEMICAL | 210.00 | 1 | 210.00 |
| PRO FIRE PROTECTION INC | 173.17 | 1 | 173.17 |
| QDI QUEST DIAGNOSTICS | 421.16 | 1 | 421.16 |
| QUIK PRINT | 136.00 | 1 | 136.00 |
| R&R AWARDS | 354.83 | 1 | 354.83 |
| RAM PRODUCTS LTD. | 232.42 | 3 | 77.47 |
| RAYALLEN.COM JJDOG.COM | 277.97 | 1 | 277.97 |
| RELIANT ENERGY | 1,056.73 | 8 | 132.09 |
| RENTAL WORLD CORPUS CHRIS | 2,425.60 | 1 | 2,425.60 |
| RESERVATIONS HILTON GA | 372.69 | 1 | 372.69 |
| REVERSAL-CCI HOTEL RESERV | 115.83 | 1 | 115.83 |
| RICOH USA INC | 41,115.92 | 2 | 20,557.96 |
| ROBLES TIRE | 722.60 | 5 | 144.52 |
| ROBSTOWN UTILITY SYSTEMS | 3,788.13 | 23 | 164.70 |
| ROMCO EQUIPMENT 013 | 477.00 | 1 | 477.00 |
| RUBEN'S FLEET SERVICE | 14.00 | 2 | 7.00 |
| S. TEXAS ALL BATTERY | 55.90 | 1 | 55.90 |
| SAFELITE ONLINE PAYMENTS | 477.98 | 1 | 477.98 |
| SAFETY KLEEN CORP | 372.75 | 1 | 372.75 |
| SAFETY KLEEN SYSTEMS BRAN | 751.00 | 1 | 751.00 |
| SALLY BEAUTY #3219 | 5.40 | 1 | 5.40 |
| SAMES FORD LINCOLN | 112.20 | 1 | 112.20 |
| SAMES FORD SUPERCENTER | 511.08 | 1 | 511.08 |
| SAMS CLUB #8267 | 164.68 | 1 | 164.68 |
| SCHLOTZSKY'S OLO #1120 | 276.88 | 2 | 138.44 |
| SE40877 | 10.00 | 1 | 10.00 |
| SEASIDE MEMORIAL PARK | 317.50 | 1 | 317.50 |
| SECURETECH | 260.00 | 1 | 260.00 |
| SHAFFER'S MUFFLER & AUTO | 583.12 | 1 | 583.12 |
| SHEINBERG TOOL CO. INC. | 419.66 | 6 | 69.94 |
| SHINE ON CAR WASH | 17.00 | 1 | 17.00 |
| SIG SAUER INC | 430.00 | 1 | 430.00 |
| SINISTER | 7.00 | 1 | 7.00 |
| SOUTHERN TIRE MART | 2,650.08 | 9 | 294.45 |
| SPECTRUM | 3,990.37 | 18 | 221.69 |
| SPIRAL BINDING LLC | 865.91 | 2 | 432.96 |
| SPL ROBSTOWN HARDWARE COM | 4,176.61 | 13 | 321.28 |

Nueces County
Transaction Totals by Vendor
Statement Dates: 01/28/2020

| Merchant | Amount | Transaction Count | Average Transaction |
|---------------------------|----------|-------------------|---------------------|
| SQ AUTO WORKS UNLI | 65.00 | 1 | 65.00 |
| SQ BAY AREA TIME | 147.50 | 2 | 73.75 |
| SQ CAMSEC+ | 461.61 | 1 | 461.61 |
| SQ CUDD INC | 1,078.60 | 1 | 1,078.60 |
| SQ FAR BEYOND TINT | 119.00 | 1 | 119.00 |
| SQ G A DOUGLAS | 1,590.00 | 3 | 530.00 |
| SQ GWS BUSINESS | 120.00 | 1 | 120.00 |
| SR PARTS GLOBAL SOLUTION | 247.24 | 1 | 247.24 |
| STAINLESS STEEL PRODUCTS | 140.00 | 1 | 140.00 |
| STAMP CONNECTION | 41.60 | 1 | 41.60 |
| STANLEY STEEMERCORCHR | 353.99 | 1 | 353.99 |
| STARTECHTEL.COM INC | 108.95 | 1 | 108.95 |
| STEWART DEAN BEARING COMP | 105.05 | 2 | 52.52 |
| STUNTCAMS LLC | 63.82 | 1 | 63.82 |
| SUMMIT ELECTRIC SUPPLY | 342.00 | 2 | 171.00 |
| SUNOCO 0553014200 | 20.20 | 1 | 20.20 |
| SYN-TECH SYSTEMS | 447.00 | 1 | 447.00 |
| TAMU PARKING GARAGE 4 | 5.00 | 1 | 5.00 |
| TASER SELF-DEFENSE | 479.94 | 2 | 239.97 |
| TCEQ EPAYMENT | 900.00 | 1 | 900.00 |
| TDCAA | 1,280.00 | 4 | 320.00 |
| TEXACO 0373592 | 59.00 | 1 | 59.00 |
| TEXAN GLASS - SOUTH INC | 1,060.00 | 1 | 1,060.00 |
| TEXAS ASSOCIATION OF C | 1,155.00 | 5 | 231.00 |
| TEXAS EXCELLENCE DETAIL | 80.00 | 4 | 20.00 |
| TEXAS FLOODPLAIN MANAGEME | 100.00 | 1 | 100.00 |
| TEXAS LIBRARY ASSN | 305.00 | 1 | 305.00 |
| TEXPO DBA YEP & SWPL | 69.84 | 1 | 69.84 |
| THE HOME DEPOT #0526 | 823.12 | 4 | 205.78 |
| THE HOME DEPOT #6564 | 7,649.70 | 31 | 246.76 |
| THE HOME DEPOT #6584 | 1,387.35 | 21 | 66.06 |
| THE HOME DEPOT 526 | 1,200.62 | 4 | 300.16 |
| THE HOME DEPOT 6564 | 1,418.47 | 5 | 283.69 |
| THE HOME DEPOT 6584 | 2,759.84 | 7 | 394.26 |
| THE SHARP SHOOTER | 84.95 | 2 | 42.48 |
| THE UPS STORE #6986 | 68.42 | 2 | 34.21 |
| THERANEST WILEY M | 119.36 | 1 | 119.36 |
| THOMSON WEST TCD | 316.00 | 2 | 158.00 |
| TLO TRANSUNION | 150.30 | 1 | 150.30 |
| TOTAL MAINTENANCE SOLUTIO | 1,259.51 | 3 | 419.84 |
| TOTAL PROTECTION SYSTEMS | 2,194.50 | 4 | 548.62 |
| TRACTOR SUPPLY #333 | 4.99 | 1 | 4.99 |

Nueces County
Transaction Totals by Vendor
Statement Dates: 01/28/2020

| Merchant | Amount | Transaction Count | Average Transaction |
|---------------------------|----------|-------------------|---------------------|
| TRACTOR SUPPLY CO #1907 | 249.98 | 1 | 249.98 |
| TREVINO FUNERAL HOME | 2,763.00 | 3 | 921.00 |
| TRIEAGLE ENERGY LP | 86.92 | 1 | 86.92 |
| TRUCKERS EQUIPMENT | 127.21 | 1 | 127.21 |
| TSBPA IND LIC RENEW | 75.00 | 1 | 75.00 |
| TTI REGISTRATIONS | 700.00 | 2 | 350.00 |
| TX DEPT AGRICULTURE | 230.82 | 3 | 76.94 |
| TXU BILL PAYMENT | 2,069.23 | 15 | 137.95 |
| ULTIMATE SIGNS AND GRAPHI | 375.00 | 1 | 375.00 |
| UNITED 0161559096121 | 0.00 | 2 | 0.00 |
| UNITED 0161559096122 | 45.00 | 1 | 45.00 |
| UNITED 0161559096123 | 45.00 | 1 | 45.00 |
| UNITED 0161559096124 | 43.00 | 1 | 43.00 |
| UNITED 0162489230877 | 494.40 | 1 | 494.40 |
| UNIVAR USA INC. | 293.19 | 4 | 73.30 |
| USPS PO 4808000343 | 92.00 | 1 | 92.00 |
| USPS PO 4820200410 | 107.20 | 6 | 17.87 |
| USPS PO 4820250415 | 2,750.00 | 2 | 1,375.00 |
| USR-ELECTRIC BILL | 326.77 | 3 | 108.92 |
| VARIDESK 1800 207 2587 | 711.00 | 2 | 355.50 |
| VETERAN ENERGY LLC | 213.56 | 2 | 106.78 |
| VIP CAR WASH & SUPER | 116.70 | 1 | 116.70 |
| VIP CAR WASH AND LUBE NW | 396.25 | 5 | 79.25 |
| VUE COMPTIA MRKETPLCE | 649.00 | 1 | 649.00 |
| WAL-MART #0464 | 516.51 | 3 | 172.17 |
| WAL-MART #0470 | 202.69 | 4 | 50.67 |
| WAL-MART #0490 | 23.88 | 1 | 23.88 |
| WAL-MART #5898 | 31.52 | 1 | 31.52 |
| WALGREENS #4424 | 479.52 | 7 | 68.50 |
| WAUKESHA-PEARCE CORPUS | 310.85 | 2 | 155.42 |
| WESTERN AUTO ACE HARDWAR | 412.29 | 5 | 82.46 |
| WHATABURGER 897 Q26 | 14.38 | 1 | 14.38 |
| WM SUPERCENTER #1494 | 29.76 | 1 | 29.76 |
| WM SUPERCENTER #442 | 109.00 | 1 | 109.00 |
| WM SUPERCENTER #464 | 100.57 | 2 | 50.28 |
| WM SUPERCENTER #470 | 260.77 | 6 | 43.46 |
| WOODY'S TRUCK CENTER | 139.92 | 5 | 27.98 |
| WWW.RESERVATIONS.COM | 39.98 | 2 | 19.99 |
| WWW.SAFEWAYCLASSES.COM | 159.98 | 2 | 79.99 |
| WYNDHAM AUSTIN & WOODW | 296.36 | 1 | 296.36 |
| ZEP SALES AND SERVICE | 112.99 | 1 | 112.99 |
| ZORO TOOLS INC | 474.10 | 2 | 237.05 |

Nueces County
Transaction Totals by Vendor
Statement Dates: 01/28/2020

| | Merchant | Amount | Transaction Count | Average Transaction |
|--------------|----------|------------|-------------------|---------------------|
| Total | | 362,211.64 | 1,133 | 319.69 |

**Nueces County
Transaction Totals by Vendor YTD
For the 4 months ending 01/28/2020**

| Merchant | Amount | Transaction Count | Average Transaction |
|---------------------------|------------|-------------------|---------------------|
| GULF COAST PAPER COMPANY- | 144,136.25 | 175 | 823.64 |
| RICOH USA INC | 127,232.48 | 12 | 10,602.71 |
| FINANCIAL SERVICES | 104,265.25 | 5 | 20,853.05 |
| GATEWAY PRINTING & OFFICE | 88,471.67 | 248 | 356.74 |
| CITY OF CORPUS CHRISTI | 24,726.29 | 180 | 137.37 |
| ROBSTOWN UTILITY SYSTEMS | 23,034.83 | 116 | 198.58 |
| A&W OFFICE SUPPLY | 22,147.46 | 37 | 598.58 |
| AT&T BILL PAYMENT | 21,999.10 | 2 | 10,999.55 |
| THE HOME DEPOT #6564 | 21,173.67 | 117 | 180.97 |
| SPECTRUM | 21,128.09 | 88 | 240.09 |
| TXU BILL PAYMENT | 20,453.76 | 93 | 219.93 |
| SPL ROBSTOWN HARDWARE COM | 17,624.20 | 59 | 298.72 |
| SOUTHERN TIRE MART | 17,173.58 | 50 | 343.47 |
| COASTAL OFFICE SOLUTIONS | 16,715.23 | 29 | 576.39 |
| AMERICAN SOLUTIONS4 BUS | 16,273.84 | 21 | 774.94 |
| HOLT CAT CORPUS - MC | 15,332.55 | 44 | 348.47 |
| TARGET 00003350 | 14,149.80 | 17 | 832.34 |
| IN PRO TECH MECHANICAL I | 13,861.74 | 10 | 1,386.17 |
| TOTAL MAINTENANCE SOLUTIO | 13,591.49 | 19 | 715.34 |
| CRADLEPOINT | 13,025.69 | 1 | 13,025.69 |
| ORTIZ INTERNATIONAL CENT | 12,600.00 | 1 | 12,600.00 |
| A PLUS PLUMBING AND RE | 12,085.47 | 20 | 604.27 |
| 4110 ORTIZ CENTER | 11,945.00 | 1 | 11,945.00 |
| PRO FIRE PROTECTION INC | 11,238.64 | 19 | 591.51 |
| DMI DELL HIGHER EDUC | 10,396.99 | 19 | 547.21 |
| NUECES COUNTY WCID 3 | 10,318.82 | 28 | 368.53 |
| H-E-B #462 | 9,002.86 | 15 | 600.19 |
| BOB BARKER COMPANY INC | 8,792.46 | 17 | 517.20 |
| CORPUS CHRISTI REGIONAL | 8,725.00 | 3 | 2,908.33 |
| USPS PO 4820250415 | 8,285.00 | 6 | 1,380.83 |
| GRAINGER | 8,106.75 | 21 | 386.04 |
| THE HOME DEPOT 6564 | 7,624.92 | 30 | 254.16 |
| DAILY WELLS COMMUNICATIO | 7,540.03 | 36 | 209.45 |
| IN H & V EQUIPMENT SERVI | 7,498.29 | 2 | 3,749.14 |
| LOWES #01825 | 7,456.95 | 62 | 120.27 |
| TOTAL PROTECTION SYSTEMS | 7,286.45 | 16 | 455.40 |
| NORTH PADRE ACE HARDWARE | 7,113.96 | 78 | 91.20 |
| NUECES COUNTY WATER DISTR | 7,107.51 | 22 | 323.07 |
| WALGREENS #4424 | 7,050.65 | 58 | 121.56 |
| GULF COAST MAILING SERV | 6,882.96 | 5 | 1,376.59 |
| CORPUS CHRISTI FREIGHTLIN | 6,774.11 | 35 | 193.55 |
| ARNOLD OIL COMPANY | 6,752.35 | 50 | 135.05 |

**Nueces County
Transaction Totals by Vendor YTD
For the 4 months ending 01/28/2020**

| Merchant | Amount | Transaction Count | Average Transaction |
|---------------------------|----------|-------------------|---------------------|
| PENSKE TRK LSG 054510 | 6,686.30 | 7 | 955.19 |
| CORPUS CHRISTI CALLER | 6,617.35 | 11 | 601.58 |
| TRUCKERS EQUIPMENT | 6,356.64 | 18 | 353.15 |
| PAW ALL FAITH CREMATION | 6,347.00 | 8 | 793.38 |
| TREVINO FUNERAL HOME | 6,347.00 | 7 | 906.71 |
| BECK AND MASTEN BUICK GMC | 6,346.96 | 15 | 423.13 |
| FSI CPL RETAIL | 6,232.62 | 41 | 152.02 |
| ITD PRINT SOLUTIONS | 6,166.00 | 7 | 880.86 |
| GUARDIAN FUNERAL HOME & C | 6,147.00 | 7 | 878.14 |
| BINSWANGER GLASS #100 | 5,999.64 | 8 | 749.96 |
| THE HOME DEPOT 526 | 5,787.51 | 21 | 275.60 |
| H&L DISCOUNT OIL CO | 5,741.36 | 20 | 287.07 |
| THE HOME DEPOT #6584 | 5,584.70 | 83 | 67.29 |
| THE HOME DEPOT 6584 | 5,490.93 | 20 | 274.55 |
| CORPUS CHRISTI FUNERAL | 5,376.00 | 6 | 896.00 |
| HUB CITY OVERHEAD DOOR CO | 5,358.00 | 8 | 669.75 |
| JOHNSON CONTROLS SS | 5,325.96 | 7 | 760.85 |
| CDW GOVT #1270-1500 | 5,308.09 | 3 | 1,769.36 |
| CC STAMP WORKS INC | 5,176.87 | 39 | 132.74 |
| GOODYEAR A.S.C. #4738 | 5,172.59 | 7 | 738.94 |
| EBINRA INC | 5,000.00 | 1 | 5,000.00 |
| MUNIZ ELECTRIC AND COOLIN | 4,724.85 | 8 | 590.61 |
| ASHMORE PAINT CO INC | 4,679.08 | 15 | 311.94 |
| ULTIMATE SIGNS AND GRAPHI | 4,642.00 | 6 | 773.67 |
| SHEINBERG TOOL CO. INC. | 4,635.30 | 29 | 159.84 |
| C.C BUILDERS HARDWARE | 4,633.22 | 5 | 926.64 |
| ICS JAIL SUPPLIES | 4,516.50 | 7 | 645.21 |
| CORPUS CHRISTI SAFE AND L | 4,499.63 | 30 | 149.99 |
| ROBSTOWN-UTIL-SYST-PMT | 4,442.62 | 23 | 193.16 |
| CBS RENTAL & SUPPLY | 4,368.70 | 19 | 229.93 |
| TEXAN GLASS - SOUTH INC | 4,230.00 | 10 | 423.00 |
| INTUIT QUICKBOOKS | 4,169.67 | 6 | 694.94 |
| INDUSTRIAL COMMUNICATIONS | 4,147.92 | 6 | 691.32 |
| A & B PLASTICS AND FABRIC | 4,130.17 | 14 | 295.01 |
| TDCAA | 3,925.48 | 15 | 261.70 |
| SQ SUAREZ PAINTING | 3,860.00 | 3 | 1,286.67 |
| SQ G A DOUGLAS | 3,750.00 | 9 | 416.67 |
| CDW GOVT #1470 | 3,731.56 | 1 | 3,731.56 |
| AMBIT TEXAS LLC | 3,618.61 | 26 | 139.18 |
| GOODYEAR TIRE #4739 | 3,613.82 | 8 | 451.73 |
| SQ TIGER HEATING & | 3,537.00 | 2 | 1,768.50 |
| MOORE MEDICAL LLC | 3,506.25 | 13 | 269.71 |

Nueces County
Transaction Totals by Vendor YTD
For the 4 months ending 01/28/2020

| Merchant | Amount | Transaction Count | Average Transaction |
|---------------------------|----------|-------------------|---------------------|
| H-E-B #643 | 3,466.33 | 59 | 58.75 |
| FASCLAMPITT CORPUS CHRIST | 3,413.51 | 43 | 79.38 |
| EMBASSY SUITES | 3,390.05 | 6 | 565.01 |
| GRAYBAR ELECTRIC | 3,346.10 | 21 | 159.34 |
| SHS SUREPOINTER | 3,303.00 | 7 | 471.86 |
| MOMAR INC | 3,287.79 | 8 | 410.97 |
| BUSH HYDRAULICS | 3,286.07 | 11 | 298.73 |
| O'REILLY AUTO PARTS 635 | 3,266.94 | 63 | 51.86 |
| RELIANT ENERGY | 3,239.64 | 25 | 129.59 |
| ALTEX COMPUTER AND ELECTR | 3,213.47 | 29 | 110.81 |
| CORPUS CHRISTI FORD | 3,196.84 | 22 | 145.31 |
| EWALD KUBOTA - CORPUS CHR | 3,156.78 | 16 | 197.30 |
| MAACO | 3,118.92 | 1 | 3,118.92 |
| JEANS RESTAURANT SUPPLY | 3,101.59 | 3 | 1,033.86 |
| D & C FENCE CO. INC | 3,090.00 | 2 | 1,545.00 |
| PAYPAL ALARMTX | 3,039.95 | 8 | 379.99 |
| ZEBRATECHNOLOGIES INTL | 3,022.86 | 5 | 604.57 |
| INTERSTATE BATTERIES | 3,002.26 | 14 | 214.45 |
| JUST ENERGY | 2,961.82 | 19 | 155.89 |
| SYMBOL ARTS WEB | 2,949.25 | 2 | 1,474.62 |
| FREDPRYOR CAREERTRACK | 2,926.00 | 3 | 975.33 |
| PARAGON SOFTWARE GROUP | 2,924.35 | 1 | 2,924.35 |
| C B SALES AND SERVICE | 2,856.98 | 3 | 952.33 |
| SQ SOUTH TEXAS SMALL ENG | 2,836.16 | 13 | 218.17 |
| AN CHEVROLET N CORPUS | 2,815.97 | 10 | 281.60 |
| CDW GOVT #WKV4271 | 2,810.07 | 1 | 2,810.07 |
| IBI INFORMA PRODUCTS | 2,800.00 | 1 | 2,800.00 |
| CDR #1 | 2,786.40 | 3 | 928.80 |
| ROBLES TIRE | 2,784.03 | 14 | 198.86 |
| HARBOR FREIGHT | 2,706.09 | 2 | 1,353.04 |
| TEXAS ASSOCIATION OF C | 2,705.00 | 8 | 338.12 |
| ZORO TOOLS INC | 2,649.53 | 10 | 264.95 |
| CORPUS CHRISTI WILBERT LP | 2,640.00 | 3 | 880.00 |
| WM SUPERCENTER #1494 | 2,567.19 | 8 | 320.90 |
| KOETTER FIRE CORPUS | 2,563.63 | 5 | 512.73 |
| UNIVAR USA INC. | 2,537.60 | 25 | 101.50 |
| MCALISTER'S 1283 MM | 2,532.26 | 2 | 1,266.13 |
| NUECES ELECTRIC COOP | 2,527.28 | 17 | 148.66 |
| ABSOLUTE COMMUNICATIONS | 2,517.82 | 2 | 1,258.91 |
| CDW GOVT #1900-5686/40 | 2,500.18 | 2 | 1,250.09 |
| ANNAVILLE MUFFLER AND | 2,479.74 | 14 | 177.12 |
| AMZN MKTP US UB4Q24P03 | 2,477.98 | 1 | 2,477.98 |

**Nueces County
Transaction Totals by Vendor YTD
For the 4 months ending 01/28/2020**

| Merchant | Amount | Transaction Count | Average Transaction |
|---------------------------|----------|-------------------|---------------------|
| AMAZON.COM KC8NO1O33 AMZN | 2,441.74 | 1 | 2,441.74 |
| HOLIDAY INN EXPRESS | 2,438.74 | 17 | 143.46 |
| IN R & R PETRO SERVICES | 2,434.91 | 5 | 486.98 |
| RENTAL WORLD CORPUS CHRIS | 2,425.60 | 1 | 2,425.60 |
| C.C. BATTERY COMPANY | 2,370.97 | 18 | 131.72 |
| ROBLES TIRE RECYCLING | 2,358.17 | 9 | 262.02 |
| OMNI AUSTIN SOUTHPARK | 2,340.00 | 4 | 585.00 |
| O'REILLY AUTO PARTS 1982 | 2,330.45 | 48 | 48.55 |
| IN PROTEX RESTAURANT SER | 2,322.20 | 3 | 774.07 |
| PMI ROBSTOWN | 2,292.69 | 10 | 229.27 |
| DISCOUNT-TIRE-CO TXC-05 | 2,280.81 | 7 | 325.83 |
| DISCOUNT TIRE TXC 12 | 2,255.50 | 3 | 751.83 |
| EVANS EQUIPMENT & ENVIRON | 2,247.03 | 2 | 1,123.52 |
| AMMUNITION DEPOT | 2,190.10 | 1 | 2,190.10 |
| VARIDESK 1800 207 2587 | 2,133.00 | 5 | 426.60 |
| FRANCOS GARAGE | 2,128.50 | 3 | 709.50 |
| FERGUSON ENT # 116 | 2,110.45 | 19 | 111.08 |
| HORSESHOE BAY FRONT DESK | 2,107.28 | 5 | 421.46 |
| CDW GOVT #VJL8170 | 2,094.50 | 1 | 2,094.50 |
| CDW GOVT #WBP1511 | 2,094.50 | 1 | 2,094.50 |
| SHORELINE PLUMBING | 2,081.30 | 2 | 1,040.65 |
| CORPUS AUTO SERVICE | 2,072.65 | 2 | 1,036.32 |
| COASTAL BEND COMM FDN | 2,000.00 | 1 | 2,000.00 |
| COMPREHEND | 2,000.00 | 1 | 2,000.00 |
| LAMAR MEDIA CORP | 2,000.00 | 1 | 2,000.00 |
| RAYALLEN.COM JJDOG.COM | 1,997.79 | 3 | 665.93 |
| GT DISTRIBUTORS RETAIL | 1,992.00 | 1 | 1,992.00 |
| THE HOME DEPOT #0526 | 1,982.63 | 23 | 86.20 |
| VULCAN INC | 1,977.29 | 3 | 659.10 |
| NSC NORTHERN SAFETY CO | 1,912.18 | 7 | 273.17 |
| TEXAS THRONE LLC | 1,908.33 | 6 | 318.06 |
| FIRETROL PROTECTION SYSTE | 1,907.85 | 6 | 317.98 |
| FSI DIRECT ENERGY | 1,896.78 | 16 | 118.55 |
| SQ CUDD INC | 1,885.02 | 2 | 942.51 |
| DTV DIRECTV SERVICE | 1,877.96 | 15 | 125.20 |
| SCHINDLER ELEVATOR CORP | 1,872.15 | 2 | 936.08 |
| BECK MASTEN COASTAL BEND | 1,849.61 | 10 | 184.96 |
| UNITY CHAPEL FUNERAL | 1,842.00 | 2 | 921.00 |
| CORPUS CHRISTI ELECTRIC | 1,825.84 | 9 | 202.87 |
| TRACTOR SUPPLY #333 | 1,819.12 | 17 | 107.01 |
| SQ X RAY ON WHEELS | 1,816.94 | 3 | 605.65 |
| WORTH HYDROCHEM OF CORPUS | 1,800.00 | 1 | 1,800.00 |

Nueces County
Transaction Totals by Vendor YTD
For the 4 months ending 01/28/2020

| Merchant | Amount | Transaction Count | Average Transaction |
|---------------------------|----------|-------------------|---------------------|
| MG BUILDING CORPUS CHRIS | 1,795.78 | 7 | 256.54 |
| FSGI CORPUS LIGHTING | 1,789.42 | 4 | 447.36 |
| HILTON HOTELS | 1,767.09 | 2 | 883.54 |
| SQ CHEF TONY'S CUSTOM CU | 1,761.75 | 1 | 1,761.75 |
| DIGICERT INC | 1,760.00 | 2 | 880.00 |
| BIRDS RUBBER STAMPS | 1,750.91 | 16 | 109.43 |
| THOMSON WEST TCD | 1,715.00 | 9 | 190.56 |
| GENERAL CRANE SERVICE CO | 1,692.00 | 2 | 846.00 |
| HOSE OF SOUTH TEXAS | 1,673.06 | 30 | 55.77 |
| 8X8 INC. 888-898-8733 | 1,672.89 | 6 | 278.82 |
| STREAM ENERGY/EZ-PAY | 1,670.12 | 10 | 167.01 |
| OFFICE DEPOT #70 | 1,665.85 | 13 | 128.14 |
| NEESSEN CHEVROLET BUICK | 1,660.43 | 1 | 1,660.43 |
| THE PRIVATE CLIENT LAW | 1,647.00 | 3 | 549.00 |
| S. TEXAS ALL BATTERY | 1,626.54 | 5 | 325.31 |
| FIRESTONE20052 | 1,621.66 | 7 | 231.67 |
| THE PAIGE COMPANY CONT | 1,610.50 | 2 | 805.25 |
| CDW GOVT #VZC6179 | 1,593.72 | 1 | 1,593.72 |
| SQ MEHRDAD SALAMAT MDPA | 1,581.00 | 1 | 1,581.00 |
| HOLIDAY INN | 1,571.17 | 4 | 392.79 |
| DOGGETT DHMS - C.C. | 1,566.23 | 3 | 522.08 |
| GULF BUSINESS FORMS | 1,560.45 | 1 | 1,560.45 |
| TEXAS DIESEL SPECIALIST | 1,560.25 | 1 | 1,560.25 |
| ACADEMY SPORTS #29 | 1,556.72 | 9 | 172.97 |
| HELENA 25041 | 1,546.05 | 4 | 386.51 |
| PROMOTIONS NOW | 1,524.88 | 3 | 508.29 |
| CC DISTRIBUTORS | 1,517.04 | 19 | 79.84 |
| SQ FAR BEYOND TINT | 1,506.00 | 4 | 376.50 |
| AIR SPECIALTY & EQUIPMENT | 1,487.00 | 1 | 1,487.00 |
| OFFICE DEPOT #468 | 1,462.57 | 17 | 86.03 |
| BEST BUY 00002352 | 1,461.31 | 8 | 182.66 |
| II IDENTIFIX INC. | 1,428.00 | 1 | 1,428.00 |
| TRACTOR SUPPLY CO #1907 | 1,424.86 | 9 | 158.32 |
| STATE BAR TX-CLE WEB | 1,422.50 | 6 | 237.08 |
| HILTON GALVESTON HOTEL | 1,421.40 | 4 | 355.35 |
| TCEQ EPAYMENT | 1,400.00 | 2 | 700.00 |
| COASTAL A.D.S INC. | 1,396.04 | 9 | 155.12 |
| NETWORKTIGERS INC | 1,387.64 | 1 | 1,387.64 |
| IN CORPUS CHRISTI BAR AS | 1,385.00 | 3 | 461.67 |
| WOODY'S TRUCK CENTER | 1,344.13 | 30 | 44.80 |
| CDW GOVT #WBR1292 | 1,342.36 | 1 | 1,342.36 |
| SANTA FE ANIMAL HOSPITAL | 1,325.44 | 8 | 165.68 |

Nueces County
Transaction Totals by Vendor YTD
For the 4 months ending 01/28/2020

| Merchant | Amount | Transaction Count | Average Transaction |
|---------------------------|----------|-------------------|---------------------|
| BOB'S CITY GARAGE | 1,325.36 | 4 | 331.34 |
| SQ CHEF TONY'S CUS | 1,321.60 | 1 | 1,321.60 |
| CORPUS CHRISTI WILBERT | 1,320.00 | 4 | 330.00 |
| TOXICOLOGY & CLIN CHEM LA | 1,300.00 | 1 | 1,300.00 |
| T C AUTO SERVICE | 1,290.86 | 3 | 430.29 |
| DELTA SPECIALTIES SUPPLY | 1,289.02 | 4 | 322.26 |
| COASTAL DIESEL | 1,284.43 | 8 | 160.55 |
| PRECISE KIT PROMOTIONS | 1,279.48 | 2 | 639.74 |
| ARC CORPUS CHRISTI 15 | 1,278.47 | 9 | 142.05 |
| RED CROSS TRNG & PROD | 1,260.00 | 8 | 157.50 |
| 3G GRAPHICS | 1,252.40 | 3 | 417.47 |
| SQ EAGLE GLASS SER | 1,250.00 | 1 | 1,250.00 |
| HILTON GARDEN INN | 1,249.78 | 7 | 178.54 |
| VIP CAR WASH AND LUBE NW | 1,242.65 | 16 | 77.67 |
| DEMCO INC | 1,240.92 | 2 | 620.46 |
| WAL-MART #1494 | 1,230.87 | 4 | 307.72 |
| BELLA BISTRO'S | 1,225.00 | 1 | 1,225.00 |
| GOVERNMENT FINANCE OFFIC | 1,215.00 | 3 | 405.00 |
| ED BURK S AUTO SERVICE | 1,209.81 | 4 | 302.45 |
| SQ TIGER HEATING & AIR | 1,207.00 | 2 | 603.50 |
| HOLIDAY INN EXPRESS & SU | 1,193.94 | 5 | 238.79 |
| HILTON HOTELS SALT LK | 1,189.45 | 3 | 396.48 |
| AMZN MKTP US GV2UK6HK3 | 1,188.00 | 1 | 1,188.00 |
| JOHNSTONE SUPPLY CORPUS | 1,184.15 | 7 | 169.16 |
| GENTRY COMPANY | 1,168.85 | 1 | 1,168.85 |
| SOUTHWES 5262127285362 | 1,165.36 | 1 | 1,165.36 |
| SOUTHWES 5262127285363 | 1,165.36 | 1 | 1,165.36 |
| ICS JAIL SUPPLIES INC. | 1,141.00 | 2 | 570.50 |
| UNITED 0162470320251 | 1,141.00 | 1 | 1,141.00 |
| FACILITY SOLUTIONS GROUP | 1,138.84 | 2 | 569.42 |
| VIP CAR WASH & SUPER | 1,137.65 | 5 | 227.53 |
| USR-ELECTRIC BILL | 1,135.67 | 8 | 141.96 |
| WAL-MART #0470 | 1,125.61 | 19 | 59.24 |
| RAM PRODUCTS LTD. | 1,124.67 | 7 | 160.67 |
| GOES HEATING SYSTEMS | 1,118.25 | 2 | 559.12 |
| GT DISTRIBUTORS INC | 1,105.93 | 2 | 552.96 |
| OFFICE DEPOT #1127 | 1,103.91 | 7 | 157.70 |
| COMLINK WIRELESS | 1,101.00 | 2 | 550.50 |
| XTREME SAFETY INDUSTRIAL | 1,087.65 | 4 | 271.91 |
| WAL-MART #0464 | 1,076.33 | 10 | 107.63 |
| PETTY S ELECTRONICS | 1,060.00 | 3 | 353.33 |
| PITNEY BOWES PI | 1,059.21 | 7 | 151.32 |

Nueces County
Transaction Totals by Vendor YTD
For the 4 months ending 01/28/2020

| Merchant | Amount | Transaction Count | Average Transaction |
|---------------------------|----------|-------------------|---------------------|
| C&S PLATING & BUMPER RECY | 1,054.67 | 1 | 1,054.67 |
| SHSU WEB PAY | 1,050.00 | 4 | 262.50 |
| CDW GOVT #WPF2335 | 1,043.31 | 1 | 1,043.31 |
| IDU INSIGHT PUBLIC SEC | 1,043.20 | 1 | 1,043.20 |
| SUMMIT ELECTRIC SUPPLY | 1,036.65 | 5 | 207.33 |
| ADVANCE AUTO PARTS #3344 | 1,030.76 | 25 | 41.23 |
| AMAZON.COM CM8NW7JF3 | 1,026.82 | 1 | 1,026.82 |
| SAFETY KLEEN SYSTEMS BRAN | 1,019.14 | 2 | 509.57 |
| DOUBLETREE HOTEL ELPASO | 1,009.98 | 3 | 336.66 |
| SUPERION LLC | 998.00 | 1 | 998.00 |
| CDW GOVT #WHD4533 | 994.44 | 1 | 994.44 |
| CARROT TOP INDUSTRIES | 985.62 | 4 | 246.40 |
| IN PRECISION ENGINEERED | 980.46 | 1 | 980.46 |
| EMBCC | 968.32 | 3 | 322.77 |
| PAYPAL SAFETYSIGN | 964.51 | 2 | 482.26 |
| IN ENTERPRISE SYSTEMS CO | 958.75 | 1 | 958.75 |
| AMZN MKTP US PY8JY2IY3 | 952.08 | 1 | 952.08 |
| ARMSTRONG LUMBER COMPANY | 931.42 | 11 | 84.67 |
| HAMPTON INNS | 930.66 | 5 | 186.13 |
| AMZN MKTP US MO8M39KA0 | 906.52 | 1 | 906.52 |
| WESTERN AUTO ACE HARDWAR | 901.80 | 15 | 60.12 |
| GENERAL ASSEMBLY | 900.00 | 3 | 300.00 |
| JAGER PRO | 900.00 | 1 | 900.00 |
| PDQCOM | 900.00 | 1 | 900.00 |
| TTI REGISTRATIONS | 900.00 | 3 | 300.00 |
| HOMEDEPOT.COM | 899.90 | 1 | 899.90 |
| THERANEST WILEY M | 899.36 | 5 | 179.87 |
| TEXAS LIBRARY ASSN | 895.80 | 5 | 179.16 |
| CDW GOVT #WKW5603 | 894.11 | 1 | 894.11 |
| AMZN MKTP US 8N8T63LC3 | 893.99 | 1 | 893.99 |
| GALLS | 880.82 | 9 | 97.87 |
| SPIRAL BINDING LLC | 865.91 | 2 | 432.96 |
| NPC NEW PIG CORP | 863.06 | 1 | 863.06 |
| A WAVELL FLAGPOLE | 863.00 | 3 | 287.67 |
| AMAZON.COM 8G0X91UM3 | 856.83 | 1 | 856.83 |
| ABSOLUTE WASTE SERVICES | 853.89 | 2 | 426.94 |
| AIRGAS CENTRAL | 853.38 | 4 | 213.34 |
| PAYPAL TXURBANCOS | 850.00 | 2 | 425.00 |
| AMERLIBASSOC ECOMMERCE | 849.00 | 2 | 424.50 |
| ATLAS PHONES | 844.40 | 1 | 844.40 |
| USPS PO 4808000343 | 844.00 | 4 | 211.00 |
| KIMBALL MIDWEST PAYEEZY | 834.02 | 3 | 278.01 |

Nueces County
Transaction Totals by Vendor YTD
For the 4 months ending 01/28/2020

| Merchant | Amount | Transaction Count | Average Transaction |
|---------------------------|--------|-------------------|---------------------|
| PRAXAIR DIST INC OAM | 833.50 | 5 | 166.70 |
| EMBASSY SUITES SAN MR | 831.45 | 4 | 207.86 |
| USPS PO 4820230409 | 825.00 | 1 | 825.00 |
| ISLAND TIRE AND AUTOMOTIV | 823.65 | 16 | 51.48 |
| WM SUPERCENTER #470 | 813.01 | 18 | 45.17 |
| WAL-MART #5898 | 811.53 | 4 | 202.88 |
| 24 HR SAFETY-CORPUS CH | 803.51 | 4 | 200.88 |
| SQ AUTO WORKS UNLIMITED | 800.00 | 1 | 800.00 |
| SAMS CLUB #8267 | 799.47 | 8 | 99.93 |
| SUPERIOR TRAILER SALES | 798.20 | 8 | 99.78 |
| CARISMA WASH LUBE AND DE | 789.91 | 14 | 56.42 |
| LAWN AND GARDEN SHOPPE | 787.11 | 1 | 787.11 |
| JANET PENA OD | 775.00 | 8 | 96.88 |
| SQ 1ST CHOICE ELECTRIC | 774.80 | 1 | 774.80 |
| CDW GOVT #1200-5211 | 772.77 | 1 | 772.77 |
| NEWEGG INC | 770.01 | 1 | 770.01 |
| BESTBUYCOM805643174817 | 769.98 | 2 | 384.99 |
| TLO TRANSUNION | 763.90 | 5 | 152.78 |
| FSI FIRST CHOICE POWER | 762.50 | 5 | 152.50 |
| FASTSERV SUPPLY CORPUS | 761.62 | 15 | 50.77 |
| ENTRUST ENERGY | 761.49 | 6 | 126.92 |
| 1398 COLUMBIA | 760.67 | 2 | 380.34 |
| HANSON PIPE #4140 | 752.00 | 1 | 752.00 |
| PRO AUTOMOTIVE | 750.95 | 1 | 750.95 |
| ALARM SECURITY & CONT. | 750.00 | 2 | 375.00 |
| WATCHGUARD VIDEO | 750.00 | 1 | 750.00 |
| GREYHOUND LINES 6855 | 749.05 | 13 | 57.62 |
| AMZN MKTP US 0T6KC36Q3 | 747.28 | 1 | 747.28 |
| CORSAIR MEMORY INC | 746.85 | 1 | 746.85 |
| LUBRICATION STATION | 746.12 | 4 | 186.53 |
| R&R AWARDS | 741.38 | 2 | 370.69 |
| SHAFFER'S MUFFLER & AUTO | 739.96 | 8 | 92.50 |
| LOGMEIN GOTOMEETING | 735.00 | 5 | 147.00 |
| UNITED 0162484780351 | 723.00 | 1 | 723.00 |
| SOUTHWES 5262131542907 | 718.40 | 1 | 718.40 |
| STANLEY STEEMERCORCHR | 713.98 | 2 | 356.99 |
| SAN LUIS GALVESTON HOT | 710.70 | 5 | 142.14 |
| AMZN MKTP US 2H8PM89Y3 | 701.74 | 1 | 701.74 |
| HOT ROD RUDYS | 696.80 | 5 | 139.36 |
| DELEGARD TOOL OF TEXAS | 693.44 | 1 | 693.44 |
| DIESEL ENGINE & INJECTIO | 686.98 | 7 | 98.14 |
| USPS PO 4820200410 | 683.95 | 40 | 17.10 |

**Nueces County
Transaction Totals by Vendor YTD
For the 4 months ending 01/28/2020**

| Merchant | Amount | Transaction Count | Average Transaction |
|---------------------------|--------|-------------------|---------------------|
| EL CENTRO LANDFILL | 681.47 | 10 | 68.15 |
| GRAYBAR ELECTRIC COMPANY | 680.97 | 5 | 136.19 |
| CDW GOVT #1190-5686 | 675.48 | 1 | 675.48 |
| ZARSKY LUMBER-PORT A | 674.73 | 9 | 74.97 |
| GILL LANDSCAPE NURSERY | 674.39 | 1 | 674.39 |
| CHAPARRAL PORTABLE & MODU | 672.23 | 2 | 336.12 |
| CONSERVICE | 669.95 | 1 | 669.95 |
| NCS GED EXAM | 668.75 | 12 | 55.73 |
| HARBOR FREIGHT TOOLS 71 | 666.27 | 8 | 83.28 |
| DISCOUNT AUTO 2 | 665.00 | 5 | 133.00 |
| EVEREST WATER COFFEE | 664.82 | 13 | 51.14 |
| GREEN MOUNTAIN ENERGY | 662.37 | 6 | 110.40 |
| VUE COMPTIA MRKETPLCE | 649.00 | 1 | 649.00 |
| C AND A SERVICE AND TIRES | 648.74 | 4 | 162.18 |
| ENTERPRISE RENT-A-CAR | 648.53 | 5 | 129.71 |
| WAUKESHA-PEARCE CORPUS | 646.33 | 6 | 107.72 |
| 4IMPRINT | 646.00 | 1 | 646.00 |
| HIGHWAY BARRICADES AND SE | 645.84 | 1 | 645.84 |
| IN RICHLINE TECHNICAL SE | 645.50 | 1 | 645.50 |
| EXXONMOBIL 45362076 | 645.21 | 2 | 322.60 |
| POSITIVE PROMOTIONS | 643.11 | 1 | 643.11 |
| FIVE POINTS AUTO CENTER | 642.40 | 8 | 80.30 |
| MNI DIESEL INC. | 640.18 | 1 | 640.18 |
| HUSKY TRAILER& PARTS CO | 637.91 | 4 | 159.48 |
| CBT NUGGETS LLC | 637.34 | 1 | 637.34 |
| BARANTEC INC. | 635.00 | 1 | 635.00 |
| GIH GLOBALINDUSTRIALEQ | 633.55 | 2 | 316.78 |
| NATIONAL PEN CO LLC | 633.09 | 2 | 316.54 |
| HYATT PLACE WASH DC NM | 629.93 | 1 | 629.93 |
| NUECES CO TX-TAC-MOTOR | 627.50 | 16 | 39.22 |
| BROOKS TIRE INC | 617.45 | 4 | 154.36 |
| J-III CONCRETE | 615.00 | 1 | 615.00 |
| AXON | 608.00 | 1 | 608.00 |
| AMZN MKTP US B56VP9JR3 | 607.84 | 1 | 607.84 |
| CCI HOTEL RES | 602.67 | 1 | 602.67 |
| NUECES ELECTRIC COOP RET | 600.00 | 3 | 200.00 |
| SQ GULF COAST PSYC | 600.00 | 2 | 300.00 |
| BJ'S FAMOUS UNIFORMS | 599.88 | 8 | 74.98 |
| BEEVILLE PUBLISHING CO IN | 598.00 | 2 | 299.00 |
| PHAMATECH | 598.00 | 1 | 598.00 |
| SQ CAMSEC+ | 595.59 | 2 | 297.80 |
| AMAZON.COM SI4496DE3 | 589.97 | 1 | 589.97 |

Nueces County
Transaction Totals by Vendor YTD
For the 4 months ending 01/28/2020

| Merchant | Amount | Transaction Count | Average Transaction |
|---------------------------|--------|-------------------|---------------------|
| AMZN MKTP US MO0FT0KC0 | 588.12 | 1 | 588.12 |
| QDI QUEST DIAGNOSTICS | 586.26 | 3 | 195.42 |
| LONE STAR TRENCHER PARTS | 583.18 | 1 | 583.18 |
| AMERICAN AIR0012384889055 | 576.59 | 1 | 576.59 |
| ON SITE DECALS | 574.00 | 1 | 574.00 |
| CHAMPION CHEVY_CADILLA | 572.88 | 4 | 143.22 |
| DRISCOLL HEALTH SYSTEM | 568.80 | 1 | 568.80 |
| PRO CHEM INC. | 566.16 | 2 | 283.08 |
| SOUTHWES 5262143450704 | 563.96 | 1 | 563.96 |
| POSTNET (TX162) | 561.31 | 9 | 62.37 |
| ROMCO EQUIPMENT 013 | 547.30 | 2 | 273.65 |
| CHARLES HOTEL | 547.06 | 1 | 547.06 |
| SR PARTS GLOBAL SOLUTION | 546.54 | 3 | 182.18 |
| HYATT HOUSE AUSTIN/DOW | 544.74 | 1 | 544.74 |
| SAMSClub.COM | 540.17 | 1 | 540.17 |
| AMAZON.COM ZN8NI06D3 | 539.98 | 1 | 539.98 |
| WALMART.COM 8009666546 | 534.38 | 2 | 267.19 |
| HOLIDAY INN PLAZA | 533.60 | 2 | 266.80 |
| OIL PATCH PETROLEUM INC | 527.58 | 8 | 65.95 |
| HERSHEY LODGE CON C | 524.47 | 1 | 524.47 |
| CRAFCO INC | 523.12 | 3 | 174.37 |
| AMZN MKTP US FG4F46SC3 AM | 517.90 | 1 | 517.90 |
| MARKER 37 LLC | 517.44 | 4 | 129.36 |
| SQ BAY AREA TIME | 515.50 | 4 | 128.88 |
| SHERATON GUNTER SAN ANTN | 515.28 | 1 | 515.28 |
| SAMES FORD SUPERCENTER | 511.08 | 1 | 511.08 |
| ONLINE RIVER LLC | 510.79 | 2 | 255.40 |
| SABAL DENTAL ALAMEDA - VT | 507.00 | 3 | 169.00 |
| NICHOLS GUNS | 506.04 | 5 | 101.21 |
| SQ TAQUITOS MI TIE | 500.00 | 1 | 500.00 |
| TLC COMPLETE CARE | 500.00 | 1 | 500.00 |
| TODAY'S CLASSROOM | 499.70 | 2 | 249.85 |
| UNITED 0162489230877 | 494.40 | 1 | 494.40 |
| INNOVATIVE SIGN LLC | 492.74 | 1 | 492.74 |
| FAIRMONT AUSTIN | 492.70 | 2 | 246.35 |
| KIMBALL MIDWEST | 492.62 | 2 | 246.31 |
| SUN DATA SUPPLY. INC | 491.85 | 2 | 245.92 |
| WILBUR ELLIS TAFT | 485.00 | 1 | 485.00 |
| FLEET MANAGEMENT SOLUTNS | 480.00 | 3 | 160.00 |
| TASER SELF-DEFENSE | 479.94 | 2 | 239.97 |
| AIRGAS USA LLC | 479.11 | 3 | 159.70 |
| LOWES #02506 | 479.07 | 5 | 95.81 |

Nueces County
Transaction Totals by Vendor YTD
For the 4 months ending 01/28/2020

| Merchant | Amount | Transaction Count | Average Transaction |
|---------------------------|--------|-------------------|---------------------|
| SAFELITE ONLINE PAYMENTS | 477.98 | 1 | 477.98 |
| SQ ROADRUNNER GLAS | 475.00 | 1 | 475.00 |
| CDW GOVT #WBZ7008 | 466.89 | 1 | 466.89 |
| GRANDE COMMUNICATIONS | 466.83 | 5 | 93.37 |
| BESTBUYCOM805651819026 | 465.46 | 1 | 465.46 |
| NNA SERVICES LLC | 464.98 | 3 | 154.99 |
| AMZN MKTP US VR1P91X43 | 463.42 | 1 | 463.42 |
| BETA TECHNOLOGY INC | 462.00 | 1 | 462.00 |
| GPOWER | 461.96 | 4 | 115.49 |
| LAQUINTA COLLEGE STATION | 460.25 | 6 | 76.71 |
| INSTITUTE OF TRANSPORTATI | 458.00 | 2 | 229.00 |
| 4TE ABSOLUTE WASTE SERVIC | 457.40 | 1 | 457.40 |
| BUILDING SPECIALTIES 411 | 455.53 | 1 | 455.53 |
| SKILLPATH / NATIONAL | 455.00 | 2 | 227.50 |
| 4TE GEXA ENERGY | 450.00 | 3 | 150.00 |
| SYN-TECH SYSTEMS | 447.00 | 1 | 447.00 |
| ELITE K9 INC 2 | 444.14 | 1 | 444.14 |
| IXL LEARNING | 439.75 | 2 | 219.88 |
| SAMES FORD LINCOLN | 439.62 | 6 | 73.27 |
| DIAMOND MOWERS INC | 439.36 | 2 | 219.68 |
| BELL FENCE OF CORPUS CHR | 438.50 | 2 | 219.25 |
| GULF COAST LASER RENU | 438.00 | 1 | 438.00 |
| AMZN MKTP US XS66H78I3 | 437.80 | 1 | 437.80 |
| LUBY'S FUDDRUCKERS | 432.96 | 4 | 108.24 |
| SIG SAUER INC | 430.00 | 1 | 430.00 |
| VORTECH PHARMACEUTICALS | 429.35 | 1 | 429.35 |
| IN SALINAS IRRIGATION IN | 427.88 | 1 | 427.88 |
| DOOR CONTROL SERVICES | 427.86 | 1 | 427.86 |
| JASONS DELI #616 | 427.33 | 2 | 213.66 |
| NATIONAL SAFETY COUNCIL | 425.00 | 1 | 425.00 |
| INT'L CODE COUNCIL INC | 420.00 | 1 | 420.00 |
| FLEETPRIDE155 | 419.26 | 6 | 69.88 |
| AMIGO ENERGY | 418.35 | 3 | 139.45 |
| RIVERSIDE VETERINARY CLIN | 414.00 | 1 | 414.00 |
| COLLABORATIVE SUMMER LIBR | 410.75 | 1 | 410.75 |
| ARC HOUSTON 09 | 409.78 | 1 | 409.78 |
| HERITAGE POWER | 406.72 | 3 | 135.57 |
| JAM PAPER & ENVELOPE | 404.94 | 1 | 404.94 |
| PRAXAIR DIST INC 70245 | 402.74 | 2 | 201.37 |
| YO RANCH RESORT | 402.28 | 2 | 201.14 |
| IDENTOGO - TX FINGERPRINT | 390.26 | 33 | 11.83 |
| CC DISPOSAL SERVICE | 390.00 | 5 | 78.00 |

Nueces County
Transaction Totals by Vendor YTD
For the 4 months ending 01/28/2020

| Merchant | Amount | Transaction Count | Average Transaction |
|---------------------------|--------|-------------------|---------------------|
| UNITED 0167429618047 | 386.00 | 1 | 386.00 |
| ZARSKY LUMBER-CORPUS | 384.85 | 2 | 192.42 |
| PAYPAL SMARTSIGN | 382.30 | 1 | 382.30 |
| TEXAS CHAPTER PRIMA PUBLI | 380.00 | 3 | 126.67 |
| AMZN MKTP US YD8585H63 AM | 379.99 | 1 | 379.99 |
| IWS GAS AND SUPPLY OF TX | 375.23 | 2 | 187.62 |
| ECONOMICCLU | 375.00 | 1 | 375.00 |
| SAFETY KLEEN CORP | 372.75 | 1 | 372.75 |
| RESERVATIONS HILTON GA | 372.69 | 1 | 372.69 |
| AMER LIB ASSOC-CAREER | 365.00 | 1 | 365.00 |
| SMARTSIGN | 364.93 | 1 | 364.93 |
| MOODY GARDENS HOTEL | 363.70 | 1 | 363.70 |
| CERTIFIED LABORATORIES | 360.04 | 2 | 180.02 |
| AUTOZONE #1328 | 357.69 | 8 | 44.71 |
| ACTION TARGETS | 352.50 | 1 | 352.50 |
| GALVANS PAINT & BODY LLC | 352.00 | 1 | 352.00 |
| PETCO 1425 63514251 | 350.93 | 3 | 116.98 |
| HOTEL RESERVATIONS.COM | 350.40 | 1 | 350.40 |
| TEX DEPT LICEN N REG | 350.00 | 2 | 175.00 |
| SOUTHWEST WHEEL CO COR | 347.61 | 11 | 31.60 |
| BIG O TIRES 43117 | 345.92 | 3 | 115.31 |
| INTERCONTINENTAL AUSTIN | 345.48 | 1 | 345.48 |
| IN ARTISTIC BRONZE INC. | 345.00 | 1 | 345.00 |
| BURNER COMBUSTION SYSTEM | 344.00 | 1 | 344.00 |
| AMAZON.COM U06WN3KR3 AMZN | 342.33 | 1 | 342.33 |
| MARCO & CO. CATERING | 341.62 | 3 | 113.87 |
| IN LAMAR PLUMBING INC | 340.67 | 1 | 340.67 |
| SAMES KINGSVILLE FORD | 339.93 | 1 | 339.93 |
| TEXAS COMPUTER EDUCATION | 339.00 | 1 | 339.00 |
| HOLIDAY INN EXPRESS CLOV | 338.16 | 2 | 169.08 |
| BUSTERS BUTANE | 337.99 | 5 | 67.60 |
| BUILDASIGN.COM | 336.17 | 1 | 336.17 |
| CDW GOVT #WDB6052 | 334.38 | 1 | 334.38 |
| CDW GOVT #WDL0782 | 334.38 | 1 | 334.38 |
| CDW GOVT #VRV2193 | 332.49 | 1 | 332.49 |
| USPS PO 4820210418 | 331.60 | 2 | 165.80 |
| 6750 DOMINOS PIZZA | 330.85 | 5 | 66.17 |
| PRODUCTIVITY CENTER INC | 330.00 | 1 | 330.00 |
| SQ AUTO WORKS UNLI | 330.00 | 3 | 110.00 |
| SAFELITE AUTOGLASS | 327.97 | 1 | 327.97 |
| AUSTIN EMBASSY SUITES | 326.24 | 2 | 163.12 |
| 4ALLPROMOS | 323.55 | 1 | 323.55 |

**Nueces County
Transaction Totals by Vendor YTD
For the 4 months ending 01/28/2020**

| Merchant | Amount | Transaction Count | Average Transaction |
|---------------------------|--------|-------------------|---------------------|
| PETROLEUM SOLUTIONS INC | 323.43 | 1 | 323.43 |
| MARKER 37 MARINA | 322.77 | 4 | 80.69 |
| AMZN MKTP US WF33U11M3 | 321.99 | 1 | 321.99 |
| AMAZON.COM MO8WG1241 | 321.86 | 1 | 321.86 |
| SQ BURKHOLDER ELECTRIC | 320.00 | 1 | 320.00 |
| HOMEWOOD SUITES DC | 319.56 | 1 | 319.56 |
| SEASIDE MEMORIAL PARK | 317.50 | 1 | 317.50 |
| AMZN MKTP US 0J21F69U3 | 317.06 | 1 | 317.06 |
| DOGGETT HM SERVICES | 316.11 | 1 | 316.11 |
| IN LER SERVICE AND SUPPL | 315.30 | 1 | 315.30 |
| TEXAS GUN SHOP INC | 311.76 | 1 | 311.76 |
| ASCE PURCHASING | 311.00 | 1 | 311.00 |
| CRAWFORD CORPUS CHRISTI | 310.20 | 1 | 310.20 |
| AMERICAN AIR0017477974012 | 310.00 | 1 | 310.00 |
| PINNACLE PROPANE #116 | 310.00 | 2 | 155.00 |
| VETERAN ENERGY LLC | 309.33 | 3 | 103.11 |
| SHILO INN KILLEEN LLC | 307.05 | 3 | 102.35 |
| AMZN MKTP US MO6CN65T0 | 306.72 | 1 | 306.72 |
| BLOSSOM SHOP FLORIST | 305.02 | 2 | 152.51 |
| AMERICAN STEEL & SUPPLY | 305.00 | 1 | 305.00 |
| TOWNEPLACE SUITES BY M | 302.06 | 2 | 151.03 |
| HOLIDAY INN EXPRESS STON | 301.93 | 2 | 150.96 |
| THE SHARP SHOOTER | 301.45 | 8 | 37.68 |
| EVIDENT INC | 300.35 | 2 | 150.18 |
| 4CHANGE ENERGY CHANGE | 300.00 | 2 | 150.00 |
| PAYPAL GTAUTOMATIC | 300.00 | 2 | 150.00 |
| AMAZON.COM BF7MC5863 | 299.98 | 1 | 299.98 |
| WYNDHAM AUSTIN & WOODW | 296.36 | 1 | 296.36 |
| AMZN MKTP US 9A20C6XG3 | 296.24 | 1 | 296.24 |
| STEWART DEAN BEARING COMP | 295.05 | 5 | 59.01 |
| EVINS GLASS SERVICE | 294.95 | 1 | 294.95 |
| HORIZON DIST - H263 | 291.98 | 2 | 145.99 |
| AUTO EQUIPMENT SERVICE LL | 291.11 | 1 | 291.11 |
| ASTROMATIC CAR WASH ROBST | 289.00 | 2 | 144.50 |
| MODERN PAWN JEWELRY | 288.00 | 1 | 288.00 |
| MY BINDING COM | 286.52 | 4 | 71.63 |
| JOHN W HOCK CO | 283.19 | 1 | 283.19 |
| PAYPAL PETRO CLASS | 280.00 | 2 | 140.00 |
| TEXAS EXCELLENCE DETAIL | 280.00 | 16 | 17.50 |
| WALMART.COM | 279.92 | 2 | 139.96 |
| NOODLE SOUP | 278.50 | 1 | 278.50 |
| SCHLOTZSKY'S OLO #1120 | 276.88 | 2 | 138.44 |

Nueces County
Transaction Totals by Vendor YTD
For the 4 months ending 01/28/2020

| Merchant | Amount | Transaction Count | Average Transaction |
|---------------------------|--------|-------------------|---------------------|
| APOLLO TOWING EASY RIDER | 275.00 | 3 | 91.67 |
| HOLIDAY INN EXPRESS HARL | 274.26 | 1 | 274.26 |
| O'REILLY AUTO PARTS 445 | 273.57 | 2 | 136.78 |
| O'REILLY AUTO PARTS 1441 | 271.05 | 5 | 54.21 |
| AMZN MKTP US CL5CV00K3 | 270.62 | 1 | 270.62 |
| FIRESTONE678791 | 270.39 | 4 | 67.60 |
| HILTON HOUSTON PLAZA | 269.46 | 1 | 269.46 |
| NIKOS STEAK HOUSE | 269.22 | 2 | 134.61 |
| AMZN MKTP US G04AC2R63 | 260.91 | 1 | 260.91 |
| SECURETECH | 260.00 | 1 | 260.00 |
| RUSH TRK CTR CORPUS CHRI | 258.90 | 1 | 258.90 |
| NORTH PADRE HARDWARE | 257.95 | 7 | 36.85 |
| NORTHERN TOOL + EQUIP | 256.82 | 4 | 64.20 |
| AED SUPERSTORE | 255.00 | 1 | 255.00 |
| SQ COASTAL BEND WO | 255.00 | 2 | 127.50 |
| AMZN MKTP US 6F6GE9JR3 AM | 254.37 | 1 | 254.37 |
| AMERICAN PAYROLL ASSOC | 254.00 | 1 | 254.00 |
| ENT ASSOC CORPUS CHRIST | 252.50 | 1 | 252.50 |
| AMZN MKTP US Q43NW3PB3 | 250.84 | 1 | 250.84 |
| SCHOOLSIN | 250.65 | 1 | 250.65 |
| COASTAL BEND SOCIETY FOR | 250.00 | 3 | 83.33 |
| ECHELON HTS INC | 250.00 | 1 | 250.00 |
| IN TROYS FENCE | 250.00 | 1 | 250.00 |
| SIGN SOLUTIONS | 250.00 | 1 | 250.00 |
| SQ GALVAN TOWING | 250.00 | 1 | 250.00 |
| CORPUS CHRISTI LOCK DOC L | 249.90 | 5 | 49.98 |
| AMAZON.COM H43BP9RE3 | 248.98 | 1 | 248.98 |
| TX DEPT AGRICULTURE | 247.44 | 4 | 61.86 |
| KENNEDY WIRE ROPE AND | 247.23 | 2 | 123.62 |
| MCCOYS #17 | 246.76 | 11 | 22.43 |
| COASTAL DIESEL INJECTION | 246.71 | 8 | 30.84 |
| BESTBUYCOM805685416599 | 245.96 | 2 | 122.98 |
| AMZN MKTP US QU5E636V3 | 244.35 | 1 | 244.35 |
| SABAL DENTAL WEBER - VT | 241.00 | 1 | 241.00 |
| KAHOOT! AS | 240.00 | 1 | 240.00 |
| STATE BAR TX - MCLE-W | 239.32 | 2 | 119.66 |
| MINIT MAN - 3 | 238.94 | 3 | 79.65 |
| AMAZON.COM MM51B5YH3 | 238.87 | 1 | 238.87 |
| HOMES TO SUITES BY HILTON | 236.90 | 2 | 118.45 |
| AWL PEARSON EDUCATION | 236.58 | 2 | 118.29 |
| LOVETT DENTAL #9 | 236.00 | 3 | 78.67 |
| DNH GODADDY.COM | 234.90 | 2 | 117.45 |

**Nueces County
Transaction Totals by Vendor YTD
For the 4 months ending 01/28/2020**

| Merchant | Amount | Transaction Count | Average Transaction |
|---------------------------|--------|-------------------|---------------------|
| AMERICAN DETAIL SUPPLY | 234.80 | 3 | 78.27 |
| ID WHOLESALER | 231.98 | 1 | 231.98 |
| PAYPAL JIMSPARTSPL | 231.71 | 3 | 77.24 |
| SOUTHWESTERN PETROLEUM CO | 230.56 | 1 | 230.56 |
| BLUE 360 MEDIA | 230.01 | 1 | 230.01 |
| GULF COAST MARINE INC. | 228.89 | 1 | 228.89 |
| WINGSTOP 312 | 227.96 | 1 | 227.96 |
| O'REILLY AUTO PARTS 1687 | 226.98 | 11 | 20.63 |
| BEST WESTERN | 225.98 | 2 | 112.99 |
| CAESARS PLACE ADV RSVN | 225.63 | 1 | 225.63 |
| WM SUPERCENTER #5898 | 224.08 | 1 | 224.08 |
| XOOM ENERGY TEXAS | 224.08 | 2 | 112.04 |
| SMARTLINK | 220.00 | 1 | 220.00 |
| LAWSON PRODUCTS | 219.66 | 2 | 109.83 |
| PIZZA HUT #23651 | 217.00 | 1 | 217.00 |
| WM SUPERCENTER #546 | 213.83 | 1 | 213.83 |
| INDEED | 213.20 | 2 | 106.60 |
| SQ ROYCE ROLLS RINGER CO | 212.11 | 1 | 212.11 |
| WAL-MART #5460 | 211.68 | 2 | 105.84 |
| PREMIER CHEMICAL | 210.00 | 1 | 210.00 |
| INTERNATIONAL ELECTRONICS | 209.57 | 6 | 34.93 |
| EMERGENCY PET CLINIC CORP | 209.33 | 1 | 209.33 |
| BRYAN FAIRFIELD INN | 206.04 | 1 | 206.04 |
| ACFE | 205.00 | 1 | 205.00 |
| ASFPM MADISON WI | 205.00 | 1 | 205.00 |
| PAYPAL AUSTINPETA | 204.99 | 1 | 204.99 |
| HOBBY-LOBBY #0116 | 204.59 | 3 | 68.20 |
| CONCENTRA | 204.00 | 2 | 102.00 |
| HOLIDAY INN EXP & SUITES | 203.40 | 2 | 101.70 |
| BEST WESTERN POST INN | 201.12 | 2 | 100.56 |
| SLEEP INN & SUITES WIL | 201.00 | 2 | 100.50 |
| HAMMONS EDUCATION LEADERS | 200.00 | 1 | 200.00 |
| LANMON AERIAL | 200.00 | 1 | 200.00 |
| TAMUC ACADEMICS | 200.00 | 2 | 100.00 |
| OSS ACADEMY | 199.00 | 2 | 99.50 |
| RAMADA | 194.61 | 2 | 97.30 |
| AMER ASSOC NOTARIES | 193.80 | 4 | 48.45 |
| A AND C FIRE EQUIPMENT CO | 192.45 | 1 | 192.45 |
| HOLIDAY INN EXPRESS PALE | 192.10 | 2 | 96.05 |
| AMZN MKTP US 505I24YS3 | 192.00 | 1 | 192.00 |
| STITCH IT CUSTOM EMBROIDE | 190.00 | 1 | 190.00 |
| SOCIETYFORHUMANRESOURCE | 189.00 | 1 | 189.00 |

**Nueces County
Transaction Totals by Vendor YTD
For the 4 months ending 01/28/2020**

| Merchant | Amount | Transaction Count | Average Transaction |
|---------------------------|--------|-------------------|---------------------|
| SPOK INC | 187.83 | 1 | 187.83 |
| DOLLAR TREE | 186.80 | 6 | 31.13 |
| SALTWATER GRILL | 185.00 | 1 | 185.00 |
| CITY OF BISHOP UTILITIES | 184.73 | 2 | 92.36 |
| PAYPAL OPENDOORLLC | 182.95 | 1 | 182.95 |
| AMAZON.COM TW3I35873 | 181.66 | 1 | 181.66 |
| AMZN MKTP US 8B3KM09C3 | 180.29 | 1 | 180.29 |
| KINGSVILLE PUBLISHING CO | 180.00 | 1 | 180.00 |
| AMZN MKTP US ER4EW2I13 | 179.98 | 1 | 179.98 |
| LA QUINTA INN AND SUITE | 178.00 | 13 | 13.69 |
| ED HICKS IMPORTS LTD | 177.98 | 1 | 177.98 |
| G & L DETAIL CO. | 175.00 | 1 | 175.00 |
| SQ ROADRUNNER GLASS INC. | 175.00 | 1 | 175.00 |
| TAGITM | 175.00 | 1 | 175.00 |
| TAMUCC CAREER SERVICES | 175.00 | 1 | 175.00 |
| LIND ELECTRONICS | 172.77 | 1 | 172.77 |
| AMZN MKTP US MO8271340 | 170.11 | 1 | 170.11 |
| AMZN MKTP US NF6YF4TO3 | 169.99 | 1 | 169.99 |
| CDW GOVT #WGQ3381 | 169.95 | 1 | 169.95 |
| LONGHORN STEAK 0125454 | 167.01 | 1 | 167.01 |
| PURVIS INDUSTRIES | 166.00 | 1 | 166.00 |
| TAMUCC NSCS MP | 165.75 | 1 | 165.75 |
| NXKEM USA LLC | 165.49 | 1 | 165.49 |
| KYOCERA DOCUMENT SOLUTION | 165.22 | 1 | 165.22 |
| FIRESTONE678775 | 164.99 | 1 | 164.99 |
| ATLAS PHONES.COM | 164.88 | 1 | 164.88 |
| AMAZON.COM CX6423YK3 | 164.66 | 1 | 164.66 |
| AFTER HOURS AUTO GLASS | 160.00 | 1 | 160.00 |
| WWW.SAFEWAYCLASSES.COM | 159.98 | 2 | 79.99 |
| AMZN MKTP US WW49L4YT3 AM | 159.00 | 1 | 159.00 |
| NASW ONLINE | 158.00 | 1 | 158.00 |
| CDW GOVT #0170-5211 | 157.12 | 1 | 157.12 |
| WM SUPERCENTER #464 | 156.61 | 4 | 39.15 |
| CULLIGAN/ULTRAPURE WAT | 156.05 | 5 | 31.21 |
| GULF COAST PAPER COM | 156.00 | 1 | 156.00 |
| GULF COAST GRAPHICS | 155.00 | 2 | 77.50 |
| HOWARD S BAR B QUE | 153.84 | 2 | 76.92 |
| TEXPO DBA YEP & SWPL | 151.98 | 2 | 75.99 |
| LA QUINTA INNS 0907 | 150.93 | 1 | 150.93 |
| ALICE ECHO NEWS JOURNAL | 150.00 | 1 | 150.00 |
| CKE ROD N ROLL S T 324 | 150.00 | 1 | 150.00 |
| V247 POWER CORPORATION | 150.00 | 1 | 150.00 |

**Nueces County
Transaction Totals by Vendor YTD
For the 4 months ending 01/28/2020**

| Merchant | Amount | Transaction Count | Average Transaction |
|---------------------------|--------|-------------------|---------------------|
| WWW.TXPPA.ORG | 150.00 | 2 | 75.00 |
| TEXAS TYPE | 149.00 | 1 | 149.00 |
| UNITEDSCOPE | 147.28 | 2 | 73.64 |
| AMZN MKTP US QP6185TO3 | 145.73 | 1 | 145.73 |
| SQ AFTER HOURS AUTO GLAS | 145.00 | 1 | 145.00 |
| VALLEN DISTRIBUTION #QI | 142.94 | 1 | 142.94 |
| VALLEN-BELMONT | 142.68 | 1 | 142.68 |
| NENA | 142.00 | 1 | 142.00 |
| HOME2 SUITES | 140.30 | 1 | 140.30 |
| STAINLESS STEEL PRODUCTS | 140.00 | 1 | 140.00 |
| NOTARYHNB-800.422.1555 | 139.95 | 1 | 139.95 |
| GRIMALDI'S PIZZA #03354 | 139.64 | 1 | 139.64 |
| WRIGHT MATERIALS INC ROBS | 139.15 | 1 | 139.15 |
| AMZN MKTP US 736KL9233 | 137.51 | 1 | 137.51 |
| AMZN MKTP US U22OK8U23 | 136.25 | 1 | 136.25 |
| QUIK PRINT | 136.00 | 1 | 136.00 |
| AMZN MKTP US UH4CQ1OZ3 | 135.17 | 1 | 135.17 |
| IN FINANCIAL CONTROL SYS | 135.00 | 1 | 135.00 |
| TEXAS FLAME STEAKHOUSE- | 135.00 | 1 | 135.00 |
| AMAZON.COM Q271S5UD3 AMZN | 133.86 | 1 | 133.86 |
| PAYPAL FANZOFSPORT | 133.07 | 2 | 66.54 |
| PRINTING DYNAMICS | 130.00 | 1 | 130.00 |
| AMZN MKTP US Z38KN9AZ3 | 129.96 | 1 | 129.96 |
| AMZN MKTP US PZ9L79M93 AM | 129.00 | 1 | 129.00 |
| SOUTH TEXAS STEEL SERVICE | 128.51 | 2 | 64.26 |
| EXPEDIA 7495507083268 | 127.68 | 1 | 127.68 |
| KEGCO INC | 127.39 | 1 | 127.39 |
| HOMEWOOD SUITES AIRPORT | 126.60 | 1 | 126.60 |
| AMZN MKTP US YP2R83TW3 | 125.55 | 1 | 125.55 |
| MINIT MAN - 2 | 125.06 | 1 | 125.06 |
| DEL MAR COLLEGE CASHIERS | 125.00 | 1 | 125.00 |
| IN VISCERAL ILLUMINATION | 125.00 | 1 | 125.00 |
| AMAZON.COM AT4480RL3 AMZN | 124.30 | 1 | 124.30 |
| NICHOLS SOUTHSIDE PHAR | 123.87 | 1 | 123.87 |
| AMAZON.COM JG9XU2C33 | 123.69 | 1 | 123.69 |
| PREMIER SMILES IKENNA | 122.00 | 1 | 122.00 |
| AMAZON.COM OJ69532N3 | 121.00 | 1 | 121.00 |
| BLACKIES WELDING WORKS IN | 120.00 | 1 | 120.00 |
| DATA SEARCH MEDICAL | 120.00 | 1 | 120.00 |
| IN EXPRESS TECH | 120.00 | 1 | 120.00 |
| IN SUPERGLASS WINDSHIELD | 120.00 | 4 | 30.00 |
| SQ GWS BUSINESS | 120.00 | 1 | 120.00 |

**Nueces County
Transaction Totals by Vendor YTD
For the 4 months ending 01/28/2020**

| Merchant | Amount | Transaction Count | Average Transaction |
|---------------------------|--------|-------------------|---------------------|
| AMZN MKTP US 2R9W36MU3 AM | 119.99 | 1 | 119.99 |
| AMZN MKTP US SL8YA3LK3 | 119.99 | 1 | 119.99 |
| QUALITY INN | 119.30 | 4 | 29.82 |
| BED BATH & BEYOND #502 | 119.12 | 2 | 59.56 |
| FASTSIGNS | 118.08 | 1 | 118.08 |
| EXXONMOBIL 48099196 | 116.00 | 2 | 58.00 |
| CCI HOTEL RESERVATION | 115.83 | 1 | 115.83 |
| REVERSAL-CCI HOTEL RESERV | 115.83 | 1 | 115.83 |
| CHEWY.COM | 115.39 | 2 | 57.70 |
| POWER OF TEXAS | 115.27 | 1 | 115.27 |
| AMZN MKTP US EL0C827G3 | 114.95 | 1 | 114.95 |
| AMZN MKTP US JF0XD1OI3 | 114.28 | 1 | 114.28 |
| COLOR SOURCE | 113.00 | 1 | 113.00 |
| ZEP SALES AND SERVICE | 112.99 | 1 | 112.99 |
| TLF BLOSSOM SHOP FLORIST | 112.95 | 1 | 112.95 |
| SPRINGHILL SUITES | 111.87 | 1 | 111.87 |
| DOUBLETREE SUITES BY HILT | 110.40 | 1 | 110.40 |
| FAIRFIELD INN & SUITES | 110.40 | 3 | 36.80 |
| INFUSE ENERGY LLC | 110.34 | 1 | 110.34 |
| SQ CORPUS CHRISTI | 110.00 | 1 | 110.00 |
| BESTBUYCOM805654797446 | 109.98 | 1 | 109.98 |
| WM SUPERCENTER #442 | 109.00 | 1 | 109.00 |
| SUTHERLANDS 3210 | 108.99 | 1 | 108.99 |
| STARTECHTEL.COM INC | 108.95 | 1 | 108.95 |
| ISLA GRAND BEACH RESORT | 108.82 | 1 | 108.82 |
| HOMEWOOD SUITES VICTORIA | 108.48 | 1 | 108.48 |
| AMAZON.COM MQ02Q2RH3 AMZN | 107.88 | 1 | 107.88 |
| DIAMOND B TRACTORS AND EQ | 105.95 | 1 | 105.95 |
| WAL-MART #0490 | 105.28 | 4 | 26.32 |
| CREAGER BATTERY AND TI | 105.00 | 14 | 7.50 |
| PETSMART # 0196 | 102.98 | 2 | 51.49 |
| SQ D-9 ALPHA ZETA | 102.80 | 1 | 102.80 |
| HAMPTON INN BROWNWOOD | 102.72 | 1 | 102.72 |
| AMAZON.COM MO2PS8BW1 AMZN | 101.82 | 1 | 101.82 |
| LA QUINTA INN & SUITES | 100.57 | 1 | 100.57 |
| CITY OF AGUA DULCE | 100.34 | 1 | 100.34 |
| EDDIES GULF RADIATOR | 100.00 | 1 | 100.00 |
| SQ STICKER STORE G | 100.00 | 1 | 100.00 |
| TEXAS COUNCIL ON FAMILY V | 100.00 | 1 | 100.00 |
| TEXAS FLOODPLAIN MANAGEME | 100.00 | 1 | 100.00 |
| TEXAS STATE DIRECTORY PRE | 100.00 | 1 | 100.00 |
| THE ROCKPORT PILOT | 99.75 | 1 | 99.75 |

Nueces County
Transaction Totals by Vendor YTD
For the 4 months ending 01/28/2020

| Merchant | Amount | Transaction Count | Average Transaction |
|---------------------------|--------|-------------------|---------------------|
| ACADEMY ONLINE COURSES | 99.00 | 1 | 99.00 |
| GREATLAND CORPORATION | 99.00 | 2 | 49.50 |
| SUBWAY 00126961 | 97.99 | 1 | 97.99 |
| IN ID CARD CONSULTANTS | 97.95 | 1 | 97.95 |
| MILLERS BAR B-Q WEBER | 97.51 | 1 | 97.51 |
| AMZN MKTP US KV8F614H3 | 97.07 | 1 | 97.07 |
| SQ TORRES GARAGE | 97.00 | 2 | 48.50 |
| AMER ASSOC NOTARIESWE | 96.90 | 1 | 96.90 |
| AMZN MKTP US TS3HY4TC3 | 95.92 | 1 | 95.92 |
| PP JOHNNY COOL REFIG | 95.00 | 1 | 95.00 |
| AT&T T41A 8153 | 94.18 | 1 | 94.18 |
| HAMPTON INN VICTORIA | 93.52 | 3 | 31.17 |
| EIG WHOIS.COM | 93.44 | 1 | 93.44 |
| AMAZON.COM K43603743 AMZN | 92.78 | 1 | 92.78 |
| THEPARKINGSPOT-238RC | 91.79 | 1 | 91.79 |
| ROCKPORT AUTO CLINIC | 89.91 | 1 | 89.91 |
| MID COAST ELECTRIC SUPPLY | 89.68 | 1 | 89.68 |
| AMAZON.COM IE22876L3 AMZN | 89.24 | 1 | 89.24 |
| TXTAG 888 468 9824 | 89.18 | 4 | 22.30 |
| PAYPAL MIKE DAVIS | 88.20 | 1 | 88.20 |
| MOORE SUPPLY COMPANY | 88.01 | 1 | 88.01 |
| TRIEAGLE ENERGY LP | 86.92 | 1 | 86.92 |
| AMZN MKTP US WF35B64W3 | 86.88 | 1 | 86.88 |
| AMAZON.COM NP3O10CR3 | 86.31 | 1 | 86.31 |
| AMAZON.COM M06QP14X3 | 86.09 | 1 | 86.09 |
| USPS PO 4876650380 | 86.05 | 5 | 17.21 |
| AMZN MKTP US XX11B2EY3 | 85.96 | 1 | 85.96 |
| AMZN MKTP US LD0E666S3 | 84.99 | 1 | 84.99 |
| PARTY CITY 814 | 84.93 | 1 | 84.93 |
| CITY OF CC AIRPORT | 84.00 | 5 | 16.80 |
| AP GAS & ELECTRIC TX | 83.98 | 1 | 83.98 |
| MINIT MAN - 1 | 83.96 | 1 | 83.96 |
| AMZN MKTP US F44CI6KM3 | 83.40 | 1 | 83.40 |
| H-E-B #270 | 82.74 | 2 | 41.37 |
| AMZN MKTP US 8L61R9WO3 | 82.20 | 1 | 82.20 |
| AMZN MKTP US FP88Z3XO3 | 81.88 | 1 | 81.88 |
| KIKOS MEXICAN FOOD | 81.17 | 1 | 81.17 |
| AMAZON.COM OZ9L43F33 AMZN | 81.05 | 1 | 81.05 |
| STAMP CONNECTION | 80.20 | 2 | 40.10 |
| AGENT FEE 8900789366751 | 80.00 | 1 | 80.00 |
| IDRIVE.COM | 79.60 | 1 | 79.60 |
| W WHITE AIR CONDITIONING | 79.00 | 1 | 79.00 |

Nueces County
Transaction Totals by Vendor YTD
For the 4 months ending 01/28/2020

| Merchant | Amount | Transaction Count | Average Transaction |
|---------------------------|--------|-------------------|---------------------|
| UBER TRIP | 78.81 | 2 | 39.40 |
| ARANSAS PASS PROGRESS & I | 78.75 | 1 | 78.75 |
| AOC AUTO PARTS | 77.65 | 2 | 38.82 |
| SIRCHIE FINGER PRINT LABO | 76.39 | 1 | 76.39 |
| SALLY BEAUTY #2066 | 76.32 | 4 | 19.08 |
| MINIT MAN - 5 | 75.96 | 2 | 37.98 |
| IN CLEC DISTRIBUTION | 75.31 | 1 | 75.31 |
| PAYPAL WONDERIDEA | 75.00 | 5 | 15.00 |
| TSBPA IND LIC RENEW | 75.00 | 1 | 75.00 |
| CDW GOVT #VVZ6774 | 74.08 | 1 | 74.08 |
| BLUE360 MEDIA LLC | 73.75 | 1 | 73.75 |
| DOMINO'S 6750 | 73.56 | 1 | 73.56 |
| AMAZON.COM 8V19M97B3 AMZN | 72.73 | 1 | 72.73 |
| STAPLES TIRE & AUTOMOTIVE | 72.70 | 1 | 72.70 |
| WM SUPERCENTER #490 | 72.46 | 2 | 36.23 |
| TDLR BOILER INVOICE | 71.83 | 1 | 71.83 |
| RR DONNELLEY | 71.59 | 1 | 71.59 |
| MUELLER INC | 70.80 | 1 | 70.80 |
| MODERN PHARMACY | 70.12 | 1 | 70.12 |
| AMZN MKTP US 3459L9MQ3 | 68.68 | 1 | 68.68 |
| THE UPS STORE #6986 | 68.42 | 2 | 34.21 |
| H-E-B #210 | 68.20 | 6 | 11.37 |
| H-E-B #022 | 68.05 | 1 | 68.05 |
| AMAZON.COM MR6UA9M63 AMZN | 67.39 | 1 | 67.39 |
| FIRESTONE7919 | 66.50 | 1 | 66.50 |
| AMZN MKTP US MQ88P1UQ0 | 65.85 | 1 | 65.85 |
| AUTOZONE 4216 | 65.36 | 3 | 21.79 |
| CORPUS CHRISTI GASKET F | 65.00 | 1 | 65.00 |
| WIGHT'S COLLISION | 65.00 | 1 | 65.00 |
| BESTBUYCOM805646069231 | 64.94 | 1 | 64.94 |
| EXXONMOBIL 99020240 | 64.00 | 1 | 64.00 |
| NETFLIX.COM | 63.96 | 4 | 15.99 |
| STUNTCAMS LLC | 63.82 | 1 | 63.82 |
| BATTERIES+BULBS #0461 | 62.01 | 2 | 31.00 |
| RUBEN'S FLEET SERVICE | 61.00 | 4 | 15.25 |
| AMAZON.COM UQ2SN8QL3 AMZN | 60.98 | 1 | 60.98 |
| LA MICHOACANA BAKERY INC | 60.80 | 2 | 30.40 |
| STAGEDROPCOM | 60.38 | 1 | 60.38 |
| HC WAREHOUSE/BUCKSTAFF | 60.00 | 1 | 60.00 |
| AMZN MKTP US A60AS75G3 AM | 59.95 | 1 | 59.95 |
| AMZN MKTP US VF6AJ4MG3 | 59.19 | 1 | 59.19 |
| TEXACO 0373592 | 59.00 | 1 | 59.00 |

Nueces County
Transaction Totals by Vendor YTD
For the 4 months ending 01/28/2020

| Merchant | Amount | Transaction Count | Average Transaction |
|---------------------------|--------|-------------------|---------------------|
| AMZN MKTP US 0H8J16J03 | 57.99 | 1 | 57.99 |
| AMZN MKTP US MO3IE95K0 | 57.71 | 1 | 57.71 |
| FAMILY DOLLAR #5748 | 57.50 | 2 | 28.75 |
| VISTAPR VISTAPRINT.COM | 57.46 | 1 | 57.46 |
| MARDEL #34 | 57.42 | 2 | 28.71 |
| DSHS REGULATORY PROG | 57.00 | 1 | 57.00 |
| SHI SMARTPRACT#1875365 | 57.00 | 1 | 57.00 |
| PAYPAL STICKERTIGE | 56.94 | 1 | 56.94 |
| AT HOME STORE #88 | 56.24 | 1 | 56.24 |
| EXXONMOBIL 48199830 | 56.00 | 1 | 56.00 |
| PAUL YORK BODY SHOP LLC | 56.00 | 1 | 56.00 |
| STRIPES 0101508000 | 56.00 | 1 | 56.00 |
| HARBOR FREIGHT TOOLS 680 | 55.99 | 1 | 55.99 |
| AMZN MKTP US CA1FZ3793 | 55.80 | 1 | 55.80 |
| OMNI CORPUS CHRISTI | 54.12 | 1 | 54.12 |
| AMAZON.COM 1K7EF0A63 AMZN | 54.00 | 1 | 54.00 |
| AMAZON.COM 9Y84032S3 | 54.00 | 1 | 54.00 |
| LUNARPAGES-HOSTPAPA IN | 53.70 | 1 | 53.70 |
| MCCOYS #109 | 53.69 | 1 | 53.69 |
| AMERICAN RED CROSS | 53.00 | 1 | 53.00 |
| LOVE S TRAVEL 00006726 | 52.01 | 1 | 52.01 |
| BOOTS N BRITCHES | 51.95 | 1 | 51.95 |
| SHINE ON CAR WASH | 51.00 | 3 | 17.00 |
| TMOBILE LAW RELATION | 51.00 | 1 | 51.00 |
| B AND JS PIZZA STAPLES | 50.52 | 1 | 50.52 |
| AMAZON.COM 8A6YZ1O33 | 50.36 | 1 | 50.36 |
| AMZN MKTP US OM0M125G3 | 50.25 | 1 | 50.25 |
| AGRS AGRILIFE RES-MKT | 50.00 | 1 | 50.00 |
| COURTS/USDC-TX-PAY | 50.00 | 2 | 25.00 |
| SQ SOUTH TEXAS JUSTICES | 50.00 | 1 | 50.00 |
| AMZN MKTP US CG6I17FT3 | 49.98 | 1 | 49.98 |
| ORECK VACUUMS OF CORPUS | 49.90 | 1 | 49.90 |
| CHICK-FIL-A #00957 | 49.33 | 1 | 49.33 |
| DISCOUNT AUTO PARTS | 48.98 | 1 | 48.98 |
| AMAZON.COM US3RM5TJ3 AMZN | 48.78 | 1 | 48.78 |
| SUNOCO 0553014200 | 48.77 | 2 | 24.38 |
| AMZN MKTP US WR92T55X3 | 48.70 | 1 | 48.70 |
| AMZN MKTP US 3N86R4M93 AM | 48.36 | 1 | 48.36 |
| ITAXI CAMBRIDGE | 48.00 | 1 | 48.00 |
| NUECES CO TX - GOV PAY FE | 48.00 | 16 | 3.00 |
| QUICKEN INC | 47.80 | 1 | 47.80 |
| FEDEX 90463295 | 47.14 | 1 | 47.14 |

Nueces County
Transaction Totals by Vendor YTD
For the 4 months ending 01/28/2020

| Merchant | Amount | Transaction Count | Average Transaction |
|---------------------------|--------|-------------------|---------------------|
| PP COTTONPRESS | 47.00 | 1 | 47.00 |
| AMZN MKTP US 2Y7L41453 | 46.97 | 1 | 46.97 |
| AMZN MKTP US GE8G022U3 | 46.97 | 1 | 46.97 |
| BOS TAXI 0704 | 45.60 | 1 | 45.60 |
| AMERICAN AIR0010658705310 | 45.32 | 1 | 45.32 |
| TXDOT FINANCE | 45.00 | 1 | 45.00 |
| UNITED 0161559096122 | 45.00 | 1 | 45.00 |
| UNITED 0161559096123 | 45.00 | 1 | 45.00 |
| AMZN MKTP US NX0ZI0443 | 44.10 | 1 | 44.10 |
| AMAZON.COM 1R4IW4ES3 AMZN | 43.98 | 1 | 43.98 |
| SQ SOUTH TEXAS SMA | 43.98 | 1 | 43.98 |
| FEDEX 60180001 | 43.97 | 1 | 43.97 |
| FEDEX 90934653 | 43.93 | 1 | 43.93 |
| VERMEER TEXAS LOUISIANA C | 43.83 | 1 | 43.83 |
| FSI CENTERPOINT ENERGY | 43.54 | 1 | 43.54 |
| UNITED 0161559096124 | 43.00 | 1 | 43.00 |
| MOUSER ELECTRONICS INC | 42.55 | 1 | 42.55 |
| ZACHRY PUBLICATIONS | 42.50 | 1 | 42.50 |
| ADVANCE AUTO PARTS #8429 | 41.65 | 2 | 20.82 |
| NUECES POWER EQUIPMENT | 41.24 | 1 | 41.24 |
| AMZN MKTP US S288H1GX3 | 40.80 | 1 | 40.80 |
| FEDEX 60209098 | 40.69 | 1 | 40.69 |
| FEDEX 98976495 | 40.54 | 1 | 40.54 |
| AMZN MKTP US XA0G63463 | 40.42 | 1 | 40.42 |
| EXXONMOBIL 47255864 | 40.19 | 1 | 40.19 |
| BOBCAT OF CORPUS CHRISTI | 40.17 | 1 | 40.17 |
| LATHEM TIME CORPORATION | 40.08 | 1 | 40.08 |
| AGENT FEE 8900789366750 | 40.00 | 1 | 40.00 |
| AGENT FEE 8900789751416 | 40.00 | 1 | 40.00 |
| PAYPAL COMPLIANCES | 40.00 | 1 | 40.00 |
| AMZN MKTP US N80N91HQ3 AM | 39.99 | 1 | 39.99 |
| WWW.RESERVATIONS.COM | 39.98 | 2 | 19.99 |
| EVINS GLASS SERVICE INC | 39.95 | 1 | 39.95 |
| AMAZON.COM X666W2UK3 AMZN | 39.90 | 1 | 39.90 |
| AMZN MKTP US VN6NW7223 | 39.54 | 1 | 39.54 |
| CHEVRON 0210446 | 39.48 | 1 | 39.48 |
| ALPHA CARD SYSTEMS LLC | 39.23 | 1 | 39.23 |
| NUECES WATER SUPPLY CORPO | 39.02 | 1 | 39.02 |
| AMAZON.COM E56RU7WP3 AMZN | 39.00 | 1 | 39.00 |
| HIREMYMOM.COM | 39.00 | 1 | 39.00 |
| AMZN MKTP US YF2N055X3 | 38.96 | 1 | 38.96 |
| AMZN MKTP US LS4WP0J33 | 38.86 | 1 | 38.86 |

Nueces County
Transaction Totals by Vendor YTD
For the 4 months ending 01/28/2020

| Merchant | Amount | Transaction Count | Average Transaction |
|---------------------------|--------|-------------------|---------------------|
| CHICK-FIL-A #02237 | 37.50 | 2 | 18.75 |
| AMZN MKTP US O400B9R93 | 37.34 | 1 | 37.34 |
| CC CALLER-TIMES | 37.30 | 5 | 7.46 |
| CVS/PHARMACY #06989 | 36.33 | 2 | 18.16 |
| AMZN MKTP US IT7JM7N83 | 36.28 | 1 | 36.28 |
| AMZN MKTP US 213SO6LA3 | 36.08 | 1 | 36.08 |
| CFW COMMERCE ST GARAGE | 36.00 | 2 | 18.00 |
| AMZN MKTP US P868509Y3 AM | 35.99 | 1 | 35.99 |
| CVS/PHARMACY #07080 | 35.99 | 5 | 7.20 |
| AMZN MKTP US AR4LT07I3 | 35.97 | 1 | 35.97 |
| TURNERS LANDSCAPE INC | 35.97 | 1 | 35.97 |
| AMZN MKTP US U64O37P23 | 35.94 | 1 | 35.94 |
| AMAZON.COM 2I88P1NP3 AMZN | 35.72 | 1 | 35.72 |
| FEDEX 33389079 | 35.71 | 1 | 35.71 |
| 341 SUNNYSAVER | 35.41 | 1 | 35.41 |
| FEDEX 98921151 | 35.37 | 1 | 35.37 |
| MCCOYS #29 | 35.26 | 1 | 35.26 |
| DEFENSIVE DRIVING.COM | 35.00 | 1 | 35.00 |
| WILKINSON VETERINARY CLIN | 35.00 | 1 | 35.00 |
| AMERICAN SAFETY COUNCI | 34.95 | 1 | 34.95 |
| SHELL OIL 10003382008 | 34.62 | 1 | 34.62 |
| LITTLE CAESARS 722 | 33.54 | 1 | 33.54 |
| CALDWELL COUNTRY CHEVY | 33.50 | 2 | 16.75 |
| MURPHY7701ATWALMART | 33.40 | 1 | 33.40 |
| AMZN MKTP US 0N5O93673 | 33.17 | 1 | 33.17 |
| UNITED 0161551646175 | 33.00 | 1 | 33.00 |
| AUTOZONE #4215 | 32.38 | 1 | 32.38 |
| AMZN MKTP US BK3B94RX3 | 31.99 | 1 | 31.99 |
| TEXAS ROADHOUSE #2471 | 31.76 | 1 | 31.76 |
| GULF COAST NUT & BOLT SUP | 31.68 | 1 | 31.68 |
| AMZN MKTP US QV7LV2VF3 | 30.99 | 1 | 30.99 |
| MARATHON PETRO170506 | 30.34 | 1 | 30.34 |
| SHELL OIL 57544053507 | 30.19 | 1 | 30.19 |
| SHELL OIL 44594170031 | 30.18 | 1 | 30.18 |
| ONESTOPPARKING.COM | 30.02 | 1 | 30.02 |
| AMERICAN AIR0010273205860 | 30.00 | 1 | 30.00 |
| AMERICAN AIR0010273552602 | 30.00 | 1 | 30.00 |
| AMERICAN AIR0010281419437 | 30.00 | 1 | 30.00 |
| AMERICAN AIR0010281574834 | 30.00 | 1 | 30.00 |
| AMERICAN AIR0011500791475 | 30.00 | 1 | 30.00 |
| AMERICAN AIR0011500820691 | 30.00 | 1 | 30.00 |
| LEXVID SERVICES INC | 30.00 | 1 | 30.00 |

Nueces County
Transaction Totals by Vendor YTD
For the 4 months ending 01/28/2020

| Merchant | Amount | Transaction Count | Average Transaction |
|---------------------------|--------|-------------------|---------------------|
| NORMA S FRUITS & DELIGHTS | 30.00 | 1 | 30.00 |
| UNITED 0161552665618 | 30.00 | 1 | 30.00 |
| UNITED 0161553130554 | 30.00 | 1 | 30.00 |
| AMZN MKTP US 4D3NE5SS3 | 29.99 | 1 | 29.99 |
| AMZN MKTP US AE6LM01S3 AM | 29.98 | 1 | 29.98 |
| AMAZON.COM CS2VE3HN3 AMZN | 29.86 | 1 | 29.86 |
| MARATHON PETRO | 29.69 | 1 | 29.69 |
| CALENDARS.COM | 29.21 | 1 | 29.21 |
| NTTA CUST SVC ONLINE | 29.13 | 2 | 14.56 |
| AMZN MKTP US 7J7T87703 AM | 28.99 | 1 | 28.99 |
| COMMERCIAL MOTOR COMPA | 28.79 | 1 | 28.79 |
| AMZN MKTP US VP98T54Z3 | 28.13 | 1 | 28.13 |
| AMZN MKTP US ZL7GN1WE3 | 28.12 | 1 | 28.12 |
| AMAZON.COM GK7Q14MZ3 AMZN | 28.08 | 1 | 28.08 |
| SHELL OIL 57542411608 | 28.03 | 1 | 28.03 |
| ALICE ECHO NEWS JOURNAL C | 28.00 | 1 | 28.00 |
| BANDERA COUNTY TX DIST C | 27.50 | 2 | 13.75 |
| WEST MARINE #1308 | 26.98 | 1 | 26.98 |
| THE SAFEGUARD SYSTEM INC | 26.50 | 1 | 26.50 |
| SHELL OIL 42592220073 | 25.80 | 1 | 25.80 |
| SUNSET MUSTANG ACE HARDW | 25.72 | 2 | 12.86 |
| USPS PO 4820260412 | 25.50 | 1 | 25.50 |
| PAYPAL TDIAI | 25.00 | 1 | 25.00 |
| AMZN MKTP US G23R09DY3 | 24.94 | 1 | 24.94 |
| PAYPAL JACKY CREE | 24.69 | 1 | 24.69 |
| CE4LESS COM | 23.96 | 1 | 23.96 |
| AMAZON.COM X28UB4863 AMZN | 23.87 | 1 | 23.87 |
| RACEWAY6784 65267841 | 23.13 | 1 | 23.13 |
| UNITED 0161551646174 | 23.00 | 1 | 23.00 |
| SE40868 | 22.96 | 1 | 22.96 |
| CHEDDAR'S 0202106 | 22.57 | 1 | 22.57 |
| WHATABURGER 1142 | 22.16 | 1 | 22.16 |
| ADVANCE AUTO PARTS #8079 | 21.99 | 1 | 21.99 |
| PAYPAL NIR ZITOUN | 21.72 | 1 | 21.72 |
| PAYPAL NYR ZYTWN | 21.72 | 1 | 21.72 |
| DOUBLETREE AUSTIN | 21.66 | 1 | 21.66 |
| APL ITUNES.COM/BILL | 21.64 | 1 | 21.64 |
| AMAZON.COM D42KP8SD3 | 21.63 | 1 | 21.63 |
| AMZN MKTP US 316XZ6OX3 | 20.99 | 1 | 20.99 |
| AMZN MKTP US 5V5VS7483 | 20.98 | 1 | 20.98 |
| AMZN MKTP US SF45I7HR3 | 20.94 | 1 | 20.94 |
| PAYPAL SIMPSOPRODU | 20.75 | 1 | 20.75 |

**Nueces County
Transaction Totals by Vendor YTD
For the 4 months ending 01/28/2020**

| Merchant | Amount | Transaction Count | Average Transaction |
|---------------------------|--------|-------------------|---------------------|
| H-E-B #253 | 20.72 | 1 | 20.72 |
| AMZN MKTP US 391SQ3Q23 | 20.58 | 1 | 20.58 |
| BURGER KING #4057 | 20.23 | 1 | 20.23 |
| BESTBUYCOM805687476797 | 19.99 | 1 | 19.99 |
| AMZN MKTP US 119LP0IZ3 | 19.98 | 1 | 19.98 |
| AMZN MKTP US KV42A8S53 AM | 19.98 | 1 | 19.98 |
| AMZN MKTP US QN2EQ6LU3 | 19.98 | 1 | 19.98 |
| CRACKER BARREL #44 TALLAH | 19.06 | 3 | 6.35 |
| AMZN MKTP US U294E0PC3 | 18.98 | 1 | 18.98 |
| PHILLIPS 66 - PETRO BEAUM | 18.72 | 1 | 18.72 |
| NATURAL GROCERS CC | 18.59 | 1 | 18.59 |
| NOTHING BUNDT CAKES - | 18.50 | 1 | 18.50 |
| EXXONMOBIL 97431548 | 18.00 | 1 | 18.00 |
| HCTRA EZ TAG ONLINE | 17.50 | 1 | 17.50 |
| PUEBLO TIRES LTD ALICE - | 17.50 | 1 | 17.50 |
| CHEVRON 0301519 | 17.43 | 1 | 17.43 |
| CHICK-FIL-A #01531 | 17.29 | 2 | 8.64 |
| FASCLAMPITT CC | 17.03 | 1 | 17.03 |
| O'REILLY AUTO PARTS 2292 | 16.99 | 1 | 16.99 |
| ARBYS #5984 LAKE CITY | 16.67 | 1 | 16.67 |
| AUTOZONE #1375 | 16.23 | 1 | 16.23 |
| FEDEX 60229588 | 16.01 | 1 | 16.01 |
| WASH CLUB - CAR WASH | 16.00 | 2 | 8.00 |
| AMZN MKTP US SN3PQ8KL3 | 15.98 | 1 | 15.98 |
| FASTENAL COMPANY 01TXCOR | 15.64 | 1 | 15.64 |
| ANY LAB TEST NOW | 15.00 | 1 | 15.00 |
| HILTON MEDICAL CENTER | 15.00 | 1 | 15.00 |
| SQ BANUELOS TIRE P | 15.00 | 1 | 15.00 |
| AMZN MKTP US BI4IX6TT3 | 14.99 | 1 | 14.99 |
| MCDONALD'S F21841 | 14.68 | 1 | 14.68 |
| PENGAD INC | 14.65 | 1 | 14.65 |
| WHATABURGER 897 Q26 | 14.38 | 1 | 14.38 |
| CHICK-FIL-A #01484 | 14.24 | 1 | 14.24 |
| WHATABURGER 285 Q26 | 14.16 | 1 | 14.16 |
| AMAZON PRIME SS2JS6DM3 | 14.06 | 1 | 14.06 |
| AMAZON PRIME X14RQ2Q23 | 14.06 | 1 | 14.06 |
| DISNEYPLUS | 14.06 | 1 | 14.06 |
| WHATABURGER 406 Q26 | 14.05 | 1 | 14.05 |
| CDR #2 | 14.00 | 2 | 7.00 |
| COMPLETE DIESEL REPA | 14.00 | 1 | 14.00 |
| O'REILLY AUTO PARTS 448 | 13.98 | 1 | 13.98 |
| AMZN MKTP US DO2ZR1GI3 | 12.99 | 1 | 12.99 |

Nueces County
Transaction Totals by Vendor YTD
For the 4 months ending 01/28/2020

| Merchant | Amount | Transaction Count | Average Transaction |
|---------------------------|--------|-------------------|---------------------|
| DQ-05 #14618 | 12.97 | 1 | 12.97 |
| AMZN MKTP US 0S5M80LJ3 | 12.96 | 1 | 12.96 |
| AMZN MKTP US AC26R3RO3 | 12.96 | 1 | 12.96 |
| AMZN MKTP US AK4Q270W3 | 12.96 | 1 | 12.96 |
| MICHAELS STORES 1681 | 12.80 | 1 | 12.80 |
| GOOGLE DOMAINS | 12.00 | 1 | 12.00 |
| THE ISLAND CAR WASH | 12.00 | 1 | 12.00 |
| AMZN MKTP US 1F0827E53 | 11.99 | 1 | 11.99 |
| AMZN MKTP US 6N4348BF3 AM | 11.98 | 1 | 11.98 |
| HOBBY-LOBBY #0066 | 10.81 | 1 | 10.81 |
| WENDY'S 357 | 10.54 | 1 | 10.54 |
| SQ GRAND CAB COMPA | 10.36 | 1 | 10.36 |
| FEDERAL IRON AND METAL IN | 10.24 | 1 | 10.24 |
| SE40877 | 10.00 | 1 | 10.00 |
| DAIRY QUEEN-THREE RIVERS | 9.93 | 1 | 9.93 |
| AMZN MKTP US T05RJ3L33 | 9.90 | 1 | 9.90 |
| AMZN MKTP US MO6311HV1 | 9.88 | 1 | 9.88 |
| AMZN MKTP US MO5S30M60 | 9.81 | 1 | 9.81 |
| TXDPS CRIME RECS | 9.71 | 2 | 4.86 |
| CC PLUMBING | 9.49 | 2 | 4.74 |
| H-E-B GAS/CARWASH #057 | 8.79 | 1 | 8.79 |
| RICE - PARKING | 8.50 | 1 | 8.50 |
| FEDEX 492242385 | 8.10 | 1 | 8.10 |
| HOTELBOOKINGSERVFEE | 7.99 | 1 | 7.99 |
| PORT ARANSAS HARDWARE | 7.58 | 1 | 7.58 |
| CHICK-FIL-A #03895 | 7.13 | 1 | 7.13 |
| SINISTER | 7.00 | 1 | 7.00 |
| WHATABURGER 658 Q26 | 6.81 | 1 | 6.81 |
| CECILIA MAURICIO | 6.50 | 1 | 6.50 |
| GOVERNMENT PAYMENTS | 6.00 | 2 | 3.00 |
| AMZN MKTP US 014HM0TA3 | 5.89 | 1 | 5.89 |
| RMA TOLL | 5.81 | 1 | 5.81 |
| AMZN MKTP US QK0TA19B3 | 5.74 | 1 | 5.74 |
| SALLY BEAUTY #3219 | 5.40 | 1 | 5.40 |
| EXXONMOBIL 46913661 | 5.00 | 1 | 5.00 |
| TAMU PARKING GARAGE 4 | 5.00 | 1 | 5.00 |
| TXEFILE 039214967-1 | 5.00 | 1 | 5.00 |
| TXEFILE 039214967-2 | 5.00 | 1 | 5.00 |
| PARTY CITY 641 | 4.32 | 1 | 4.32 |
| DOLLARTREE | 4.00 | 1 | 4.00 |
| CROSS BORDER TRANS FEE | 3.69 | 7 | 0.53 |
| BILL SERVICING | 3.50 | 1 | 3.50 |

Nueces County
Transaction Totals by Vendor YTD
For the 4 months ending 01/28/2020

| Merchant | Amount | Transaction Count | Average Transaction |
|---------------------------|---------------------|-------------------|---------------------|
| SUNOCO 0691982300 | 2.37 | 1 | 2.37 |
| LAZ PARKING 610264-LUKE | 2.00 | 1 | 2.00 |
| TXEFILE 039214967-0 | 0.29 | 1 | 0.29 |
| AMERICAN AIR0012385079320 | 0.00 | 2 | 0.00 |
| AMERICAN AIR0017451133943 | 0.00 | 2 | 0.00 |
| BESTBUYCOM805679643640 | 0.00 | 2 | 0.00 |
| FLORIST BILLING SYSTEMS | 0.00 | 2 | 0.00 |
| HOLIDAY INN GALVESTON | 0.00 | 2 | 0.00 |
| PAYPAL FORSALEITIS | 0.00 | 2 | 0.00 |
| SHERATON | 0.00 | 2 | 0.00 |
| UNITED 0161559096121 | 0.00 | 2 | 0.00 |
| DISPUTE-HOTELBOOKINGSERV | -7.99 | 1 | -7.99 |
| DISPUTE-GOOGLE DOMAINS | -12.00 | 1 | -12.00 |
| AMAZON PRIME | -28.12 | 2 | -14.06 |
| DISPUTE-HIREMYMOM.COM | -39.00 | 1 | -39.00 |
| HLU HULU 1491864205930-U | -47.58 | 1 | -47.58 |
| AMAZON.COM AMZN.COM/BILL | -62.15 | 1 | -62.15 |
| DISPUTE-CCI HOTEL RESERVA | -115.83 | 1 | -115.83 |
| OMNI SAN DIEGO FRONT D | -180.35 | 1 | -180.35 |
| DISPUTE-TXU BILL PAYMENT | -193.88 | 1 | -193.88 |
| DISPUTE-INDEED | -213.20 | 2 | -106.60 |
| AMERICAN AIR0017361977185 | -406.00 | 1 | -406.00 |
| SAMSClub #8267 | -548.76 | 2 | -274.38 |
| AMZN MKTP US | -598.52 | 5 | -119.70 |
| HALFF ASSOCIATES INC. | -1,200.00 | 2 | -600.00 |
| Total | 1,696,262.71 | 5,492 | 308.86 |