

Nueces County, Texas

Monthly Financial Report (Unaudited and Unadjusted)

Fiscal Year 2019/2020
For the eight months ended May 31, 2020



Prepared by:

The Nueces County Auditor's Office

Dale Atchley, CPA
County Auditor

Nueces County, Texas
Unaudited Monthly Financial Report
As of May 31, 2020

Table of Contents

County Auditor Letter of Transmittal..... 1

Financial Statements

Balance Sheet - Governmental Funds 4
Statement of Revenue, Expenditures and Changes in Fund Balances - Governmental Funds..... 6
Statement of Net Position - Internal Service Fund 10
Statement of Revenue, Expenditures and Changes in Fund Balance - Internal Service Fund 11
Comparison of Current Year to Prior year Revenues & Expenditures - Group Health..... 13
Comparison of Monthly & year to prior year Revenues & Expenditures - Group Health 14

Budget Revenue Section

Statement of Revenue Budget to Actual with Year to Year Comparison - General Fund 16
Statement of Revenue Budget to Actual with Year to Year Comparison – Road & Bridge 17
Statement of Revenues Budget to Actual - Inland and Coastal Parks 18
Comparison of Current year to prior year total Revenues - Inland and Coastal Parks..... 19
Statement of Revenues Budget to Actual - Airport..... 20

Budget Expenditure Section

Statement of Expenditures Budget to Actual - General Fund 22
Comparison of Current year to prior year total Expenditures - General Fund 63
Statement of Expenditures Budget to Actual - Road & Bridge Fund..... 65
Comparison of Current year to prior year total Expenditures - Road & Bridge Fund 66
Statement of Expenditures Budget to Actual - Inland and Coastal Parks 67
Comparison of Current year to prior year total Expenditures - Inland and Coastal Parks..... 69
Statement of Expenditures Budget to Actual with Year to Year Comparison - Airport fund 70
Statement of Expenditures Budget to Actual - Commissioners Special Revenue Funds 71
Statement of Expenditures Budget to Actual - Commissioners Diabetes Funds 72
Statement of Expenditures Budget to Actual - Commissioners RTA Funds..... 73

Schedules

Schedule of Transfers In and Out by Fund..... 75
Schedule of Capital Projects 76
Summary of Monthly Revenue Report..... 82

Procurement

Procurement Card Totals by Budget Category 84
Procurement Card Totals by Amount 85
Procurement Card Totals by Department 88





AIDEE HERNANDEZ, MBA
FIRST ASSISTANT

ELVA FUENTES, CFE
INTERNAL AUDIT SUPERVISOR

DALE ATCHLEY, CPA
COUNTY AUDITOR

LISA DAVIS
BUDGET ACCOUNTANT

ANNA VELAZQUEZ, CPP
GRANTS / PAYROLL SUPERVISOR

901 LEOPARD STREET, RM. 304
CORPUS CHRISTI, TX 78401

LOURDES RIVERA
EXECUTIVE ACCOUNTANT

PHONE: (361) 88-0556 • FAX: (361) 888-0584

April 22, 2020

Honorable District Judges of Nueces County and
Honorable Members of the Nueces County Commissioners Court:

The unaudited and unadjusted Monthly Financial Report of Nueces County, Texas as of and for the eight months ended May 31, 2020 is submitted herewith in accordance with Section 114.023 of the Texas Local Government Code and was prepared by the County Auditor's Office staff. The statements are reported on a budgetary basis which is not in accordance with generally accepted accounting principles. Due to the statutory duties of the County Auditor, I am not independent with regard to these financial reports as defined by the professional standards of the American Institute of Certified Public Accountants. However, these financial statements were prepared, and the financial accounting records were maintained with objectivity and due professional care.

The Monthly Financial Report is presented in four sections: Fund Financial Statements, Budget Revenue Status, Budget Expenditure Status, and Schedules:

The **Financial Statement section** contains the Governmental Funds Balance Sheet, the Governmental Funds Statement of Revenue, Expenditures and Changes in Fund Balance, the Internal Service Fund Statement of Net Position, the Internal Service Fund Statement of Revenue, Expenditures and Changes in Net Position, and the Group Health Comparison of Current Year to Prior Year Revenue and Expenditures and chart.

The **Budget Revenue Status section** is comprised of a General Fund Statement of Revenues Budget to Actual and Comparison of Current Year to Prior Year Revenues, a Road and Bridge Statement of Revenues Budget to Actual and Comparison of Current Year to Prior Year Revenues, an Inland and Coastal Parks Statement of Revenues Budget to Actual and Comparison of Current Year to Prior Year Revenues, and Airport Statement of Revenues Budget to Actual.

The **Budget Expenditure Status section** is comprised of a General Fund Top Spenders, General Fund Statement of Expenditures Budget to Actual, a General Fund Comparison of Current Year to Prior Year Expenditures and charts, a Road and Bridge Statement of Expenditures Budget to Actual, a Road and Bridge Comparison of Current Year to Prior Year Expenditures, an Inland and Coastal Parks Statement of Expenditures Budget to Actual, Inland and Coastal Parks Funds Comparison of Current Year to Prior Year Expenditures, an Airport Statement of Expenditures Budget to Actual and an Airport Comparison of Current Year to Prior Year Expenditures,

The **Schedules section** includes a Schedule of Transfers In and Out by Fund, a Schedule of Capital Projects, and a Summary of Revenue Reports.

The **General Fund Statement of Expenditures Budget to Actual** section now has visual performance indicators. The performance indicators are based on a comparison with the Expected Expenditures. The Expected Expenditure amount is calculated based on the average of the total budget over 12 fiscal periods (October through September). The color of the remaining budget available is used as a performance indicator. These numbers will be black if spending is below 90% of the expected amount, yellow if spending is equal to or greater than 90% of the expected amount and red if spending is equal to or greater than 100% of the expected amount.

Fiscal Period	1	2	3	4	5	6
Calendar Month	October	November	December	January	February	March
Expected Balance Remaining at 90% of expected expenditures	92.5%	85.0%	77.5%	70.0%	62.5%	55.0%
Expected Balance Remaining at 100% of expected Expenditures	91.7%	83.3%	75.0%	66.7%	58.3%	50.0%

Fiscal Period	7	8	9	10	11	12
Calendar Month	April	May	June	July	August	September
Expected Balance Remaining at 90% of expected expenditures	47.5%	40.0%	32.5%	25.0%	17.5%	10.0%
Expected Balance Remaining at 100% of expected Expenditures	41.7%	33.3%	25.0%	16.7%	8.3%	0.0%

This report is designed to provide a general overview of Nueces County’s finances for all those with an interest in the County’s finances at a specific point during the fiscal year. However, the reader should note that the report does not include those disclosures associated with, and usually made a part of, audited financial statements. Should you have any questions concerning this report, please do not hesitate to contact the County Auditor’s Office at (361) 888 - 0556.

Respectfully submitted,



Dale Atchley, CPA
Nueces County Auditor

FINANCIAL STATEMENTS

(Unaudited)

Nueces County, Texas
Balance Sheet
Governmental Funds
May 31, 2020

	General Fund	Debt Service Fund	Capital Projects Fund
Assets			
Cash & Cash Equivalents	\$ 76,386,662	\$ 5,154,714	\$ 46,617,124
Investments	7,333,191	1,767,001	14,817,190
Accounts Receivable	742,715	-	-
Due From Component Unit	-	-	-
Due From Other Funds	2,389,552	-	264,704
Prepays	(1,604)	-	-
Inventory	165,277	-	-
Total Assets	\$ 87,015,793	\$ 6,921,715	\$ 61,699,018
Liabilities and Fund Balances			
Liabilities			
Accounts Payable	\$ 29,442,428	\$ -	\$ 6,025
Accrued Payroll Payable	-	-	-
Due to Other Funds	2,254,247	-	222,774
Unearned Revenue	41,799	-	-
Other Liabilities	(1,238)	-	-
Total Liabilities	\$ 31,737,237	\$ -	\$ 228,799
Fund Balances			
Restricted	\$ -	\$ -	\$ 61,470,220
Committed	-	6,921,715	-
Unassigned	55,278,556	-	-
Total fund balances	\$ 55,278,556	\$ 6,921,715	\$ 61,470,220
Total liabilities and fund balances	\$ 87,015,793	\$ 6,921,715	\$ 61,699,019

**Nueces County, Texas
Balance Sheet
Governmental Funds
May 31, 2020**

<u>Airport Fund</u>	<u>Coastal Parks Fund</u>	<u>Non Major Funds</u>	<u>Total Governmental Funds</u>
\$ 215,701	\$ 637,864	\$ 11,182,897	\$ 140,194,962
-	345,071	9,426,049	33,688,502
23,689	(4,029)	5,989,136	6,751,511
-	-	-	-
-	353,835	(99,801)	2,908,289
(252)	-	198	(1,659)
9,441	19,937	-	194,655
<u>\$ 248,579</u>	<u>\$ 1,352,677</u>	<u>\$ 26,498,477</u>	<u>\$ 183,736,259</u>
\$ 624	\$ 65,120	\$ 909,172	\$ 30,423,369
-	-	-	-
7,391	293,516	90,950	2,868,878
23,689	-	4,580,584	4,646,072
-	-	511,054	509,816
<u>\$ 31,704</u>	<u>\$ 358,636</u>	<u>\$ 6,091,760</u>	<u>\$ 38,448,136</u>
\$ -	\$ -	\$ -	\$ 61,470,220
-	-	-	6,921,715
<u>216,874</u>	<u>994,041</u>	<u>20,406,718</u>	<u>76,896,189</u>
<u>\$ 216,874</u>	<u>\$ 994,041</u>	<u>\$ 20,406,718</u>	<u>\$ 145,288,124</u>
<u>\$ 248,579</u>	<u>\$ 1,352,677</u>	<u>\$ 26,498,478</u>	<u>\$ 183,736,260</u>

Nueces County, Texas
Statement of Revenues, Expenditures and Changes in Fund Balances
Governmental Funds
May 31, 2020

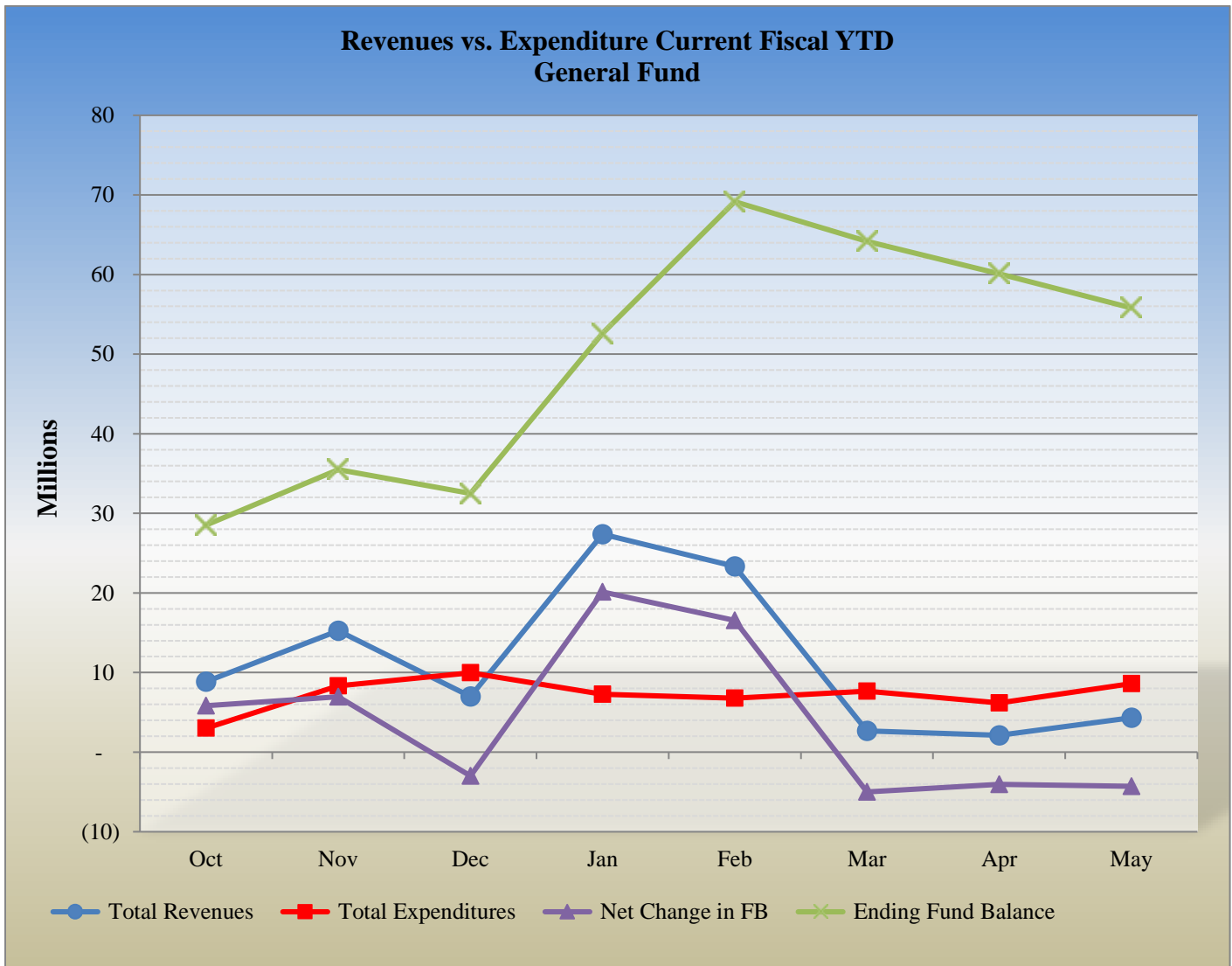
	General Fund	Debt Service Fund	Capital Projects Fund
Revenues			
Taxes	\$ 78,946,663	\$ 12,486,855	\$ -
Fees of Office	2,482,486	-	-
Fines & Forfeitures	831,922	-	-
Licenses & Permits	91,788	-	-
Motor Vehicle Services	3,806,722	-	-
Intergovernmental Revenues	2,767,658	-	-
Housing Inmates & Juveniles	356,361	-	-
Charges for Services	341,897	-	-
Interest & Investment Income	449,797	65,069	558,819
Rentals & commissions	705,482	-	111,249
Refunds & Reimbursements	59,659	-	-
Commodity Sales	-	-	-
Sale of Printed Materials	1,640	-	-
Other Income	49,451	-	-
Force Revenue (In-Kind)	-	-	-
Total Revenues	\$ 90,891,526	\$ 12,551,925	\$ 670,068
Expenditures			
Salaries	\$ 29,859,416	\$ -	\$ -
Salaries - Seasonal	-	-	-
Employee Benefits	12,426,142	-	-
Other Personnel Expenses	268,881	-	-
Office Expense & Supplies	755,502	-	104,779
Food & Kitchen Supplies	1,057,237	-	131
Telephone & Utilities	1,669,226	-	77,309
Maint & Repair - Equipment & Vehicles	475,867	-	35,314
Maint & Repair - Buildings & Grounds	1,285,367	-	2,950,464
Maint & Repair - Roads & Bridges	-	-	38,096
Professional Services	1,680,389	-	4,080,164
Special Personnel Services	2,036,394	-	-
Other Services & Charges	2,598,559	-	47,340
Other Expenses	236,472	11,238,585	127,566
Travel Expenses	112,533	-	5,743
Capital Outlay	272,779	-	1,870,181
Other Financing Uses	-	49,533,644	182,166
Agency Ledger Expenses	-	-	-
Total Expenditures	\$ 54,734,763	\$ 60,772,230	\$ 9,519,254
Other Financing Sources (Uses)			
Transfers - In	\$ -	\$ 630,000	\$ -
Transfers - Out	(3,572,815)	-	-
Bond Proceeds	-	43,760,000	40,310,000
Premium and Sale of Bonds	-	6,032,714	-
Sales of Assets	-	-	-
Total Other Financing Sources (Uses)	(3,572,815)	50,422,714	40,310,000
Net Change in Fund Balances	32,583,947	2,202,409	31,460,813
Fund Balance Beginning 10/01/2019	22,694,609	4,719,305	30,009,406
Fund Balance Ending 5/31/2020	\$ 55,278,556	\$ 6,921,715	\$ 61,470,219

Nueces County, Texas
Statement of Revenues, Expenditures and Changes in Fund Balances
Governmental Funds
May 31, 2020

Airport Fund	Coastal Parks Fund	Non Major Funds	Total Governmental Funds
\$ -	\$ -	\$ 1,152,410	\$ 92,585,929
-	-	568,721	3,051,207
-	-	103,202	935,123
-	-	17,070	108,858
-	-	1,992,903	5,799,625
-	100,692	4,580,362	7,448,712
-	-	28,988,754	29,345,114
-	-	275,421	617,318
1,901	9,179	212,537	1,297,303
75,355	602,481	18,775	1,513,342
-	2,421	497,631	559,710
5,500	13,000	-	18,499
-	-	-	1,640
252	2	591,994	641,700
-	-	10,126	10,126
\$ 83,008	\$ 727,775	\$ 39,009,905	\$ 143,934,205
\$ 28,152	\$ 521,942	\$ 4,406,510	\$ 34,816,021
-	-	-	-
13,208	247,963	1,924,317	14,611,629
941	-	166,786	436,608
902	17,836	216,234	1,095,253
-	-	57,773	1,115,142
11,459	183,679	229,047	2,170,720
-	-	-	1,081,469
4	42,129	528,155	4,937,365
19,417	131,433	550,684	1,812,720
-	-	1,774,624	7,989,914
1,627	601	2,227,132	2,036,394
-	-	-	33,007,798
3,622	180,189	30,178,088	12,167,824
641	18,301	546,258	138,962
-	-	20,686	2,850,230
-	30,780	676,489	49,715,811
-	-	-	-
\$ 79,975	\$ 1,374,853	\$ 43,502,784	\$ 169,983,859
\$ 42,060	\$ 350,000	\$ 3,223,712	\$ 4,245,772
(6,150)	-	(666,807)	(4,245,772)
-	-	-	84,070,000
-	-	-	6,032,714
-	-	-	-
35,910	350,000	2,556,905	90,102,714
38,942	(297,078)	(1,935,974)	64,053,061
177,932	1,291,119	22,342,692	81,235,063
\$ 216,874	\$ 994,041	\$ 20,406,718	\$ 145,288,123

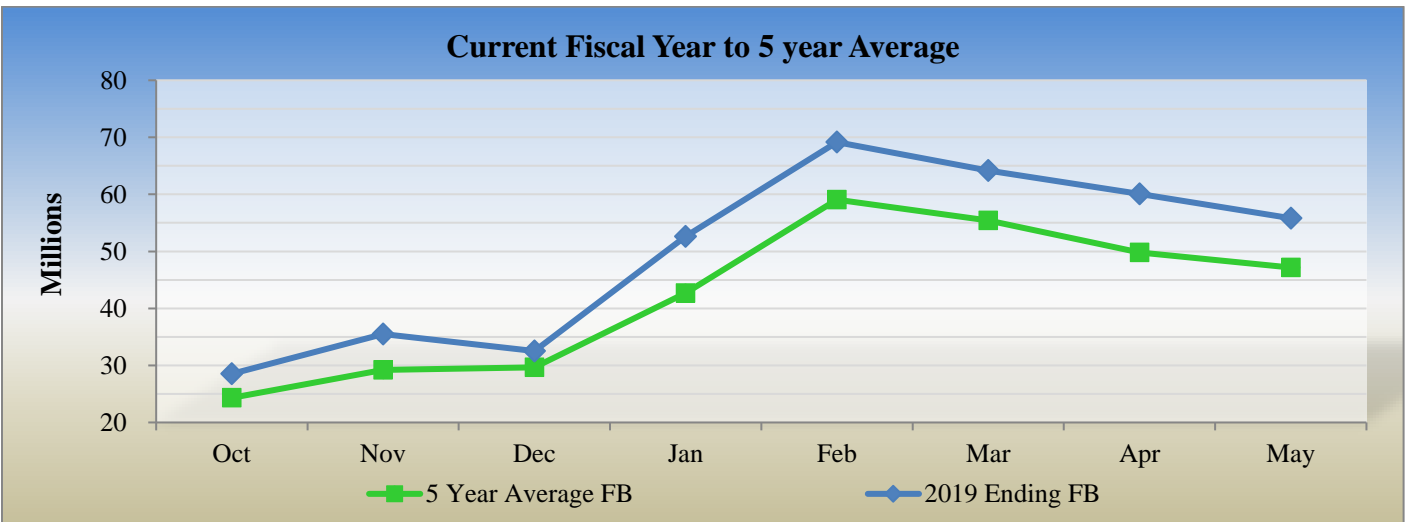
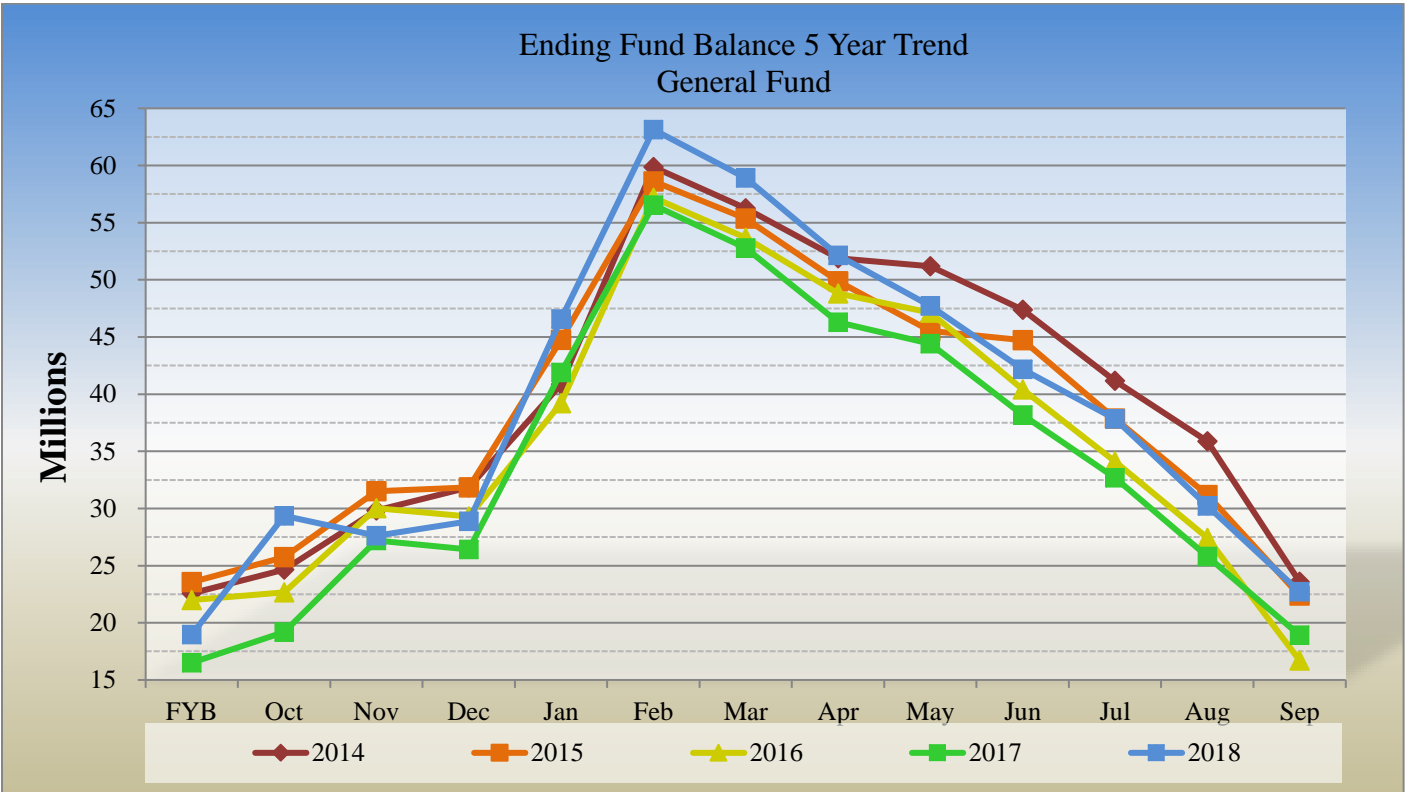
Nueces County, Texas
Change in Fund Balance-Current YTD
General Fund
May 31, 2020

Period	Oct	Nov	Dec	Jan	Feb	Mar	Apr	May	Jun	Jul	Aug	Sep
Starting FB	22,694,609	28,525,128	35,479,810	32,498,348	52,622,381	69,153,578	64,155,334	60,098,202	-	-	-	-
Revenues	8,836,455	15,265,379	6,982,641	27,383,531	23,314,145	2,660,149	2,115,391	4,333,836	-	-	-	-
Transfers In	-	-	-	-	-	-	-	-	-	-	-	-
Expenditures	3,005,936	8,310,698	7,381,274	7,257,476	6,782,781	6,675,104	6,172,523	8,613,182	-	-	-	-
Tranfers Out	-	-	2,582,828	2,022	167	983,289	-	4,510	-	-	-	-
Ending FB	28,525,128	35,479,810	32,498,348	52,622,381	69,153,578	64,155,334	60,098,202	55,814,347	-	-	-	-



Nueces County, Texas
Change in Fund Balance-Current and Previous 5 Years
General Fund
May 31, 2020

	FYB	Oct	Nov	Dec	Jan	Feb	Mar	Apr	May	Jun	Jul	Aug	Sep
2014	22,576,705	24,643,392	29,831,412	31,832,121	40,845,090	59,858,381	56,248,738	51,893,446	51,193,600	47,366,575	41,158,082	35,887,013	23,593,864
2015	23,568,037	25,743,350	31,499,712	31,840,057	44,741,446	58,614,455	55,365,701	49,873,338	45,519,118	44,720,218	37,856,992	31,164,598	22,379,027
2016	22,001,636	22,659,474	30,025,766	29,292,095	39,212,436	57,182,792	53,673,925	48,792,224	47,118,504	40,404,235	34,116,659	27,430,168	16,709,160
2017	16,510,888	19,198,906	27,189,044	26,403,938	41,904,197	56,534,931	52,771,908	46,291,058	44,414,838	38,169,377	32,696,272	25,793,347	18,920,708
2018	18,974,819	29,342,596	27,604,311	28,869,540	46,560,221	63,136,831	58,919,726	52,140,119	47,707,470	42,184,724	37,834,370	30,230,931	22,719,837
2019	22,694,609	28,525,128	35,479,810	32,498,348	52,622,381	69,153,578	64,155,334	60,098,202	55,814,347	-	-	-	-
5-Yr Avg	21,054,449	25,018,808	30,271,676	30,122,683	44,314,295	60,746,828	56,855,889	51,514,731	48,627,980	42,569,026	36,732,475	30,101,212	20,864,519



**Nueces County, Texas
Statement of Net Position
Internal Service Fund
May 31, 2020**

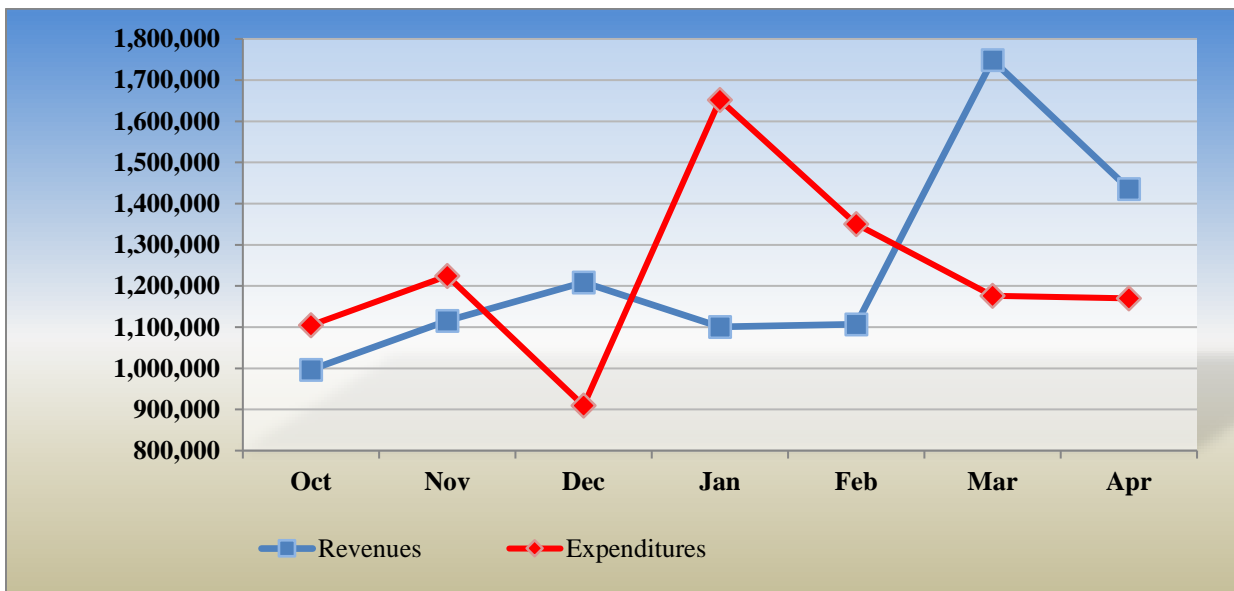
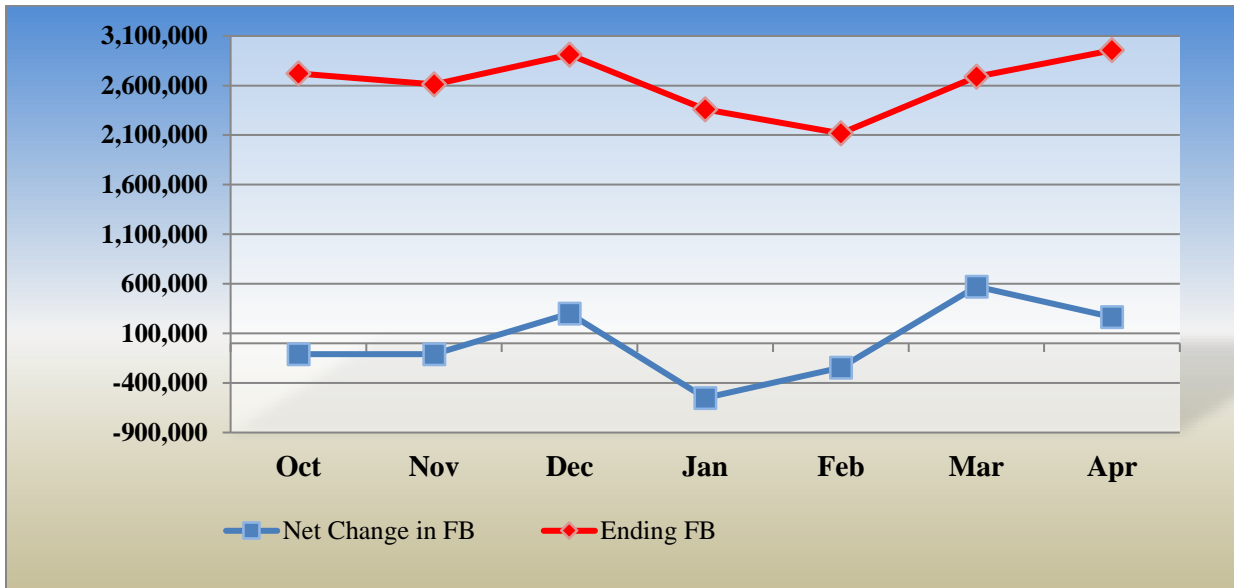
	<u>Workers Compensatio</u>	<u>General Liability</u>	<u>Group Health</u>	<u>Total Internal Service Fund</u>
Assets				
Cash & Cash Equivalents	\$ 253,927	\$ (37,247)	\$ 2,151,831	\$ 2,368,511
Investments	-	490,798	-	490,798
Accounts Receivable	-	-	27,753	27,753
Due From Other Funds	515,048	91,736	-	606,784
Total Assets	<u>\$ 768,975</u>	<u>\$ 545,287</u>	<u>\$ 2,179,585</u>	<u>\$ 3,493,846</u>
Liabilities and Net Position				
Liabilities				
Accounts Payable	\$ -	\$ -	\$ 958,970	\$ 958,970
Due to Other Funds	-	-	700,000	700,000
Estimated Claims	-	1,015,999	-	1,015,999
Total Liabilities	<u>\$ -</u>	<u>\$ 1,015,999</u>	<u>\$ 1,658,970</u>	<u>\$ 2,674,970</u>
Net Position				
Unassigned	<u>768,975</u>	<u>(470,712)</u>	<u>520,614</u>	<u>818,877</u>
Total Net Position	<u>768,975</u>	<u>(470,712)</u>	<u>520,614</u>	<u>818,877</u>
Total liabilities and fund balances	<u>\$ 768,975</u>	<u>\$ 545,287</u>	<u>\$ 2,179,585</u>	<u>\$ 3,493,846</u>

Nueces County, Texas
Statement of Revenue, Expenditures and Changes in Net Position
Internal Service Fund
May 31, 2020

	<u>Workers Compensation</u>	<u>General Liability</u>	<u>Group Health</u>	<u>Total Internal Service Fund</u>
Revenues				
Charges for Services	\$ 515,048	\$ 746,392	\$ 8,071,195	\$ 9,332,635
Intergovernmental Revenue	-	-	-	-
Interest & Investment Income	6,586	12,853	26,859	46,298
Refunds & Reimbursements	-	-	6,872	6,872
Other Income	-	23,055	421,400	444,455
Total Revenues	<u>\$ 521,633</u>	<u>\$ 782,301</u>	<u>\$ 8,526,325</u>	<u>\$ 9,830,259</u>
Expenditures				
Office Expense & Supplies	\$ -	\$ -	\$ 48	\$ 48
Food & Kitchen Supplies	-	-	7,100	7,100
Professional Services	-	63,750	8,689,588	8,753,338
Other Services & Charges	191,606	1,843,452	397,409	2,432,467
Capital Outlay	-	-	-	-
Insurance Admin Costs	-	-	648,125	648,125
Total Expenditures	<u>\$ 191,606</u>	<u>\$ 1,907,202</u>	<u>\$ 9,742,270</u>	<u>\$ 11,841,078</u>
Other Financing Sources (Uses)				
Transfers-In	\$ -	\$ -	\$ -	\$ -
Transfers-Out	<u>-</u>	<u>-</u>	<u>-</u>	<u>-</u>
Total Other Financing Sources (Uses)	<u>\$ -</u>	<u>\$ -</u>	<u>\$ -</u>	<u>\$ -</u>
Change in Net Position	\$ 330,028	\$ (1,124,901)	\$ (1,215,945)	\$ (2,010,818)
Net Position Beginning 10/01/2019	<u>438,947</u>	<u>654,188</u>	<u>1,736,560</u>	<u>2,829,695</u>
Net Position Ending 5/31/2020	<u><u>\$ 768,975</u></u>	<u><u>\$ (470,712)</u></u>	<u><u>\$ 520,614</u></u>	<u><u>\$ 818,877</u></u>

Nueces County, Texas
Change in Fund Balance – Current YTD
Internal Service Fund
May 31, 2020

Period	Oct	Nov	Dec	Jan	Feb	Mar	Apr	May
Starting FB	2,829,695	2,721,698	2,612,868	2,912,145	2,361,028	2,117,376	2,690,026	2,955,499
Revenues	996,542	1,115,263	909,212	1,651,822	1,350,502	1,175,973	1,170,189	3,254,747
Transfers In	-	-	-	-	-	-	-	-
Expenditures	1,104,539	1,224,093	909,212	1,651,822	1,350,502	1,175,973	1,170,189	3,254,747
Transfers Out	-	-	-	-	-	-	-	-
Ending FB	2,721,698	2,612,868	2,912,145	2,361,028	2,117,376	2,690,026	2,955,499	818,877



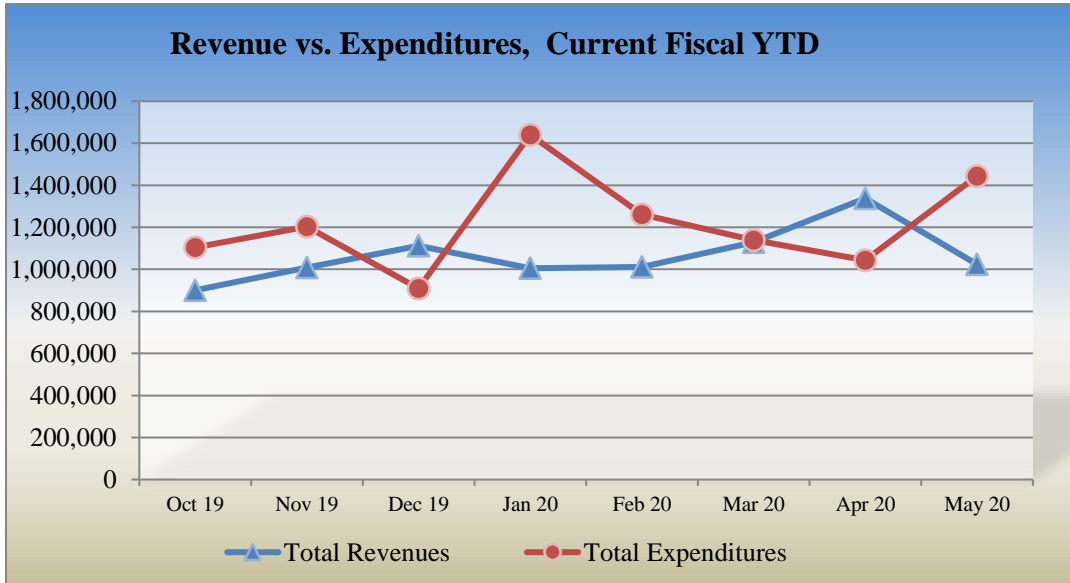
Nueces County, Texas
Comparison of Current Year to Prior Year Revenues
May 2019 vs. May 2020
Group Health

	2019 - 2020 Current Year-to-Date <u>Actual</u>	2018 - 2019 Prior Year-to-Date <u>Actual</u>	Increase (Decrease)	Current to Prior Year Percent Change
Charges for Services	\$ 8,071,195	\$ 7,728,440	\$ 342,756	4%
Interest & Investment Income	26,859	51,807	(24,949)	-48%
Other Income	421,400	173,419	247,981	143%
Refunds & Reimbursements	6,872	8,996	(2,125)	-24%
Total Revenues	<u>\$ 8,526,325</u>	<u>\$ 7,962,662</u>	<u>\$ 563,663</u>	7%

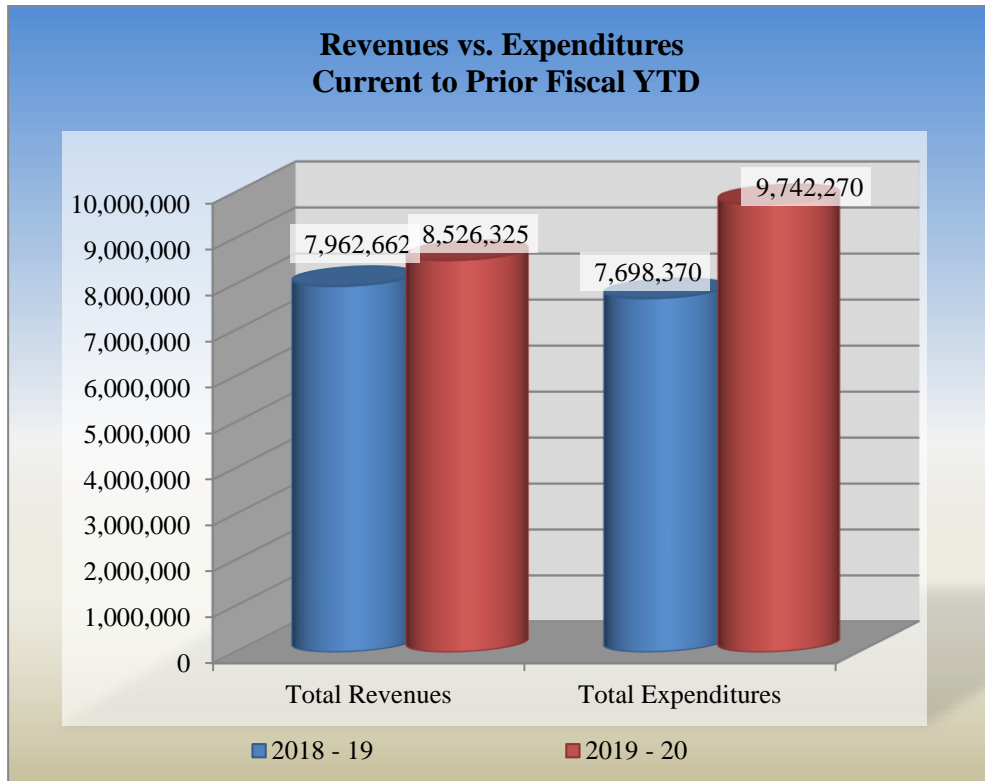
Nueces County, Texas
Comparison of Current Year to Prior Year Expenses
May 2019 vs. May 2020
Group Health

	2019 - 2020 Current Year-to-Date <u>Actual</u>	2018 - 2019 Prior Year-to-Date <u>Actual</u>	Increase (Decrease)	Current to Prior Year Percent Change
Food & Kitchen Expense	\$ 7,100	\$ -	\$ 7,100	0%
Insurance Fund Costs	648,125	408,362	239,763	59%
Other Services and Charges	397,409	349,882	47,528	14%
Professional Services	8,689,588	6,940,126	1,749,461	25%
Office Expenses & Supplies	48	-	48	0%
Total Expenses	<u>\$ 9,742,270</u>	<u>\$ 7,698,370</u>	<u>\$ 2,043,900</u>	27%
Net Income / (Loss)	<u>\$ (1,215,945)</u>	<u>\$ 264,291</u>	<u>\$ (1,480,237)</u>	<u>-560%</u>

Nueces County, Texas
Monthly and Year to Prior Year
Comparison Charts
Group Health Fund
2019 - 2020 Individual Month Comparison



Fiscal Period	Oct 19	Nov 19	Dec 19	Jan 20	Feb 20	Mar 20	Apr 20	May 20
Revenues	900,387	1,008,345	1,111,553	1,004,661	1,010,963	1,128,611	1,337,754	1,024,050
Expenditures	1,104,539	1,202,479	909,212	1,640,294	1,261,011	1,138,496	1,042,742	1,443,497



BUDGET STATUS
REVENUE
(Unaudited)

Nueces County, Texas
Statement of Revenues Budget to Actual
General Fund
May 31, 2020

	Original FY 2019/20 Budget	Adjusted FY 2019/20 Budget	Year to Date Activity	Remaining Balance	Percent of Budget Collected
Taxes					
Current Property Taxes	\$ 79,100,843	\$ 79,100,843	\$ 77,538,745	\$ 1,562,098	98.0%
Delinquent Property Taxes	1,410,000	1,410,000	652,541	757,459	46.3%
Penalties & Interest	715,000	715,000	469,430	245,570	65.7%
Other Taxes	443,000	443,000	285,947	157,053	64.5%
Fees of Office	3,974,100	3,974,100	2,482,486	1,491,614	62.5%
Fines and Forfeitures	1,340,000	1,340,000	831,922	508,078	62.1%
Licenses and Permits	120,000	120,000	91,788	28,212	76.5%
Motor Vehicle Services	4,100,000	4,100,000	3,806,722	293,278	92.8%
Intergovernmental Revenue	5,347,216	5,347,216	2,767,658	2,579,558	51.8%
Housing Inmates	300,000	300,000	356,361	(56,361)	118.8%
Charges for Services	500,000	500,000	341,897	158,103	68.4%
Investment Income	850,000	850,000	449,797	400,203	52.9%
Rental & Commissions	725,000	725,000	705,482	19,518	97.3%
Refunds & Reimbursements	155,000	155,000	59,659	95,341	38.5%
Sale of Printed Materials	12,000	12,000	1,640	10,360	13.7%
Other Income	119,500	119,500	49,451	70,049	41.4%
Transfers In	1,336,424	1,336,424	-	1,336,424	0.0%
Total General Fund Revenues	\$ 100,548,083	\$ 100,548,083	\$ 90,891,526	\$ 9,656,557	90.4%

Comparison of Current Year to Prior Year Revenues
General Fund
May 2019 vs May 2020

	2019-2020 Fiscal Year to Date Actual	2018-2019 Prior Year to Date Actual	Increase (Decrease)	Current to Prior Year Percentage Change
Taxes				
Current Property Taxes	\$ 77,538,745	\$ 72,764,716	\$ 4,774,029	6.6%
Delinquent Property Taxes	652,541	749,659	(97,118)	-13.0%
Penalties & Interest	469,430	472,558	(3,128)	-0.7%
Other Taxes	285,947	41,431	244,517	590.2%
Fees of Office	2,482,486	2,584,740	(102,254)	-4.0%
Fines and Forfeitures	831,922	1,025,940	(194,018)	-18.9%
Licenses and Permits	91,788	66,717	25,071	37.6%
Motor Vehicle Services	3,806,722	3,985,014	(178,292)	-4.5%
Intergovernmental Revenue	2,767,658	3,014,525	(246,866)	-8.2%
Housing Inmates	356,361	136,208	220,152	161.6%
Charges for Services	341,897	356,660	(14,763)	-4.1%
Investment Income	449,797	857,072	(407,274)	-47.5%
Rental & Commissions	705,482	757,406	(51,924)	-6.9%
Refunds & Reimbursements	59,659	66,124	(6,465)	-9.8%
Sale of Printed Materials	1,640	5,527	(3,887)	-70.3%
Other Income	49,451	82,796	(33,345)	-40.3%
Total General Fund Revenues	\$ 90,891,526	\$ 86,967,091	\$ 3,924,435	4.5%

Nueces County, Texas
Statement of Revenues Budget to Actual
Road and Bridge Fund
May 31, 2020

	Original FY 2019 / 20 Budget	Adjusted FY 2019 / 20 Budget	Year to Date Activity	Remaining Balance	Percent of Budget Collected
Road & Bridge					
Taxes					
Current Property Taxes	\$ 1,167,368	\$ 1,167,368	\$ 1,135,549	\$ 31,819	97%
Delinquent Property Taxes	23,000	23,000	9,625	13,375	41.8%
Penalties & Interest	11,000	11,000	7,237	3,763	65.8%
Other Taxes	600	600	-	600	0.0%
Licenses and Permits	7,000	7,000	-	7,000	0.0%
Motor Vehicle Services	3,260,000	3,260,000	1,992,903	1,267,098	61.1%
Intergovernmental Revenue	180,000	180,000	176,243	3,757	97.9%
Investment Income	18,500	18,500	22,418	(3,918)	121.2%
Refunds & Reimbursements	2,500	2,500	493,050	(490,550)	19722.0%
Transfers In	2,620,000	2,620,000	-	2,620,000	0.0%
Subtotal Road & Bridge Revenues	\$ 7,289,968	\$ 7,289,968	\$ 3,837,137	\$ 3,452,831	52.6%
Engineering					
Transfers In	\$ 653,143	\$ 653,143	\$ -	\$ 653,143	0.0%
Subtotal Engineering	\$ 653,143	\$ 653,143	\$ -	\$ 653,143	0.0%
Road Right of Way					
Investment Income	\$ -	\$ -	\$ 503	\$ (503)	0.0%
Subtotal Road Right of Way	\$ -	\$ -	\$ 503	\$ (503)	0.0%
Total Road & Bridge Revenues	\$ 7,943,111	\$ 7,943,111	\$ 3,837,640	\$ 4,105,471	48.3%

Comparison of Current Year to Prior Year Revenues
Road and Bridge Fund
May 2019 vs May 2020

	2019 - 20 Fiscal Year to Date Actual	2018 - 19 Prior Year to Date Actual	Increase (Decrease)	Current to Prior Year Percentage Change
Road & Bridge				
Taxes				
Current Property Taxes	\$ 1,135,549	\$ 1,088,567	\$ 46,982	4.3%
Delinquent Property Taxes	9,625	30,034	(20,409)	-68.0%
Penalties & Interest	7,237	11,772	(4,535)	-38.5%
Other Taxes	-	9,912	(9,912)	-100.0%
Licenses and Permits	-	859	(859)	-100.0%
Motor Vehicle Services	1,992,903	2,161,239	(168,336)	-7.8%
Intergovernmental Revenue	176,243	171,611	4,631	2.7%
Investment Income	22,921	27,335	(4,414)	-16.1%
Refunds & Reimbursements	493,050	3,476	489,574	14084.2%
Other Income	113	-	113	0.0%
Transfers In	-	566,327	(566,327)	-100.0%
Total Road & Bridge Revenues	\$ 3,837,640	\$ 4,071,132	\$ (233,491)	-5.7%

Nueces County, Texas
Statement of Revenues Budget to Actual
Inland and Coastal Parks
May 31, 2020

	Original FY 2019 / 20 Budget	Adjusted FY 2019 / 20 Budget	Year to Date Activity	Remaining Balance	Percent of Budget Collected
<u>Inland Parks</u>					
Investment Income	\$ 2,000	\$ 2,000	\$ 2,789	\$ (789)	139.5%
Refunds & Reimbursements	-	-	1,163	(1,163)	0.0%
Operating Transfers-In	<u>1,625,000</u>	<u>1,625,000</u>	<u>800,000</u>	<u>825,000</u>	49.2%
Total - Inland Parks	\$ <u>1,627,000</u>	\$ <u>1,627,000</u>	\$ <u>803,953</u>	\$ <u>823,047</u>	49.4%
<u>Coastal Parks</u>					
Intergovernmental Revenues	\$ 110,000	\$ 110,000	\$ 100,692	\$ 9,308	91.5%
Investment Income	9,000	9,000	9,179	(179)	102.0%
Rentals & Commissions	730,000	730,000	83,185	646,815	11.4%
Padre Balli Park	-	-	220,373	(220,373)	0.0%
I.B. Magee Park	35,000	35,000	12,750	22,250	36.4%
Refunds & Reimbursements	500	500	2,421	(1,921)	484.1%
Padre Balli-Commodity Sales	6,250	6,250	411	5,839	6.6%
Other Income	500	500	(248)	748	-49.6%
Operating Transfers-In	<u>900,000</u>	<u>900,000</u>	<u>350,000</u>	<u>550,000</u>	38.9%
Subtotal - Coastal Parks	\$ <u>2,066,250</u>	\$ <u>2,066,250</u>	\$ <u>778,762</u>	\$ <u>1,287,488</u>	37.7%
<u>Beach Improvements</u>					
Rentals & Commissions	\$ 135,000	\$ 135,000	\$ -	\$ 135,000	0.0%
Padre Balli Park	-	-	62,470	(62,470)	0.0%
I.B. McGee Park	-	-	41,208	(41,208)	0.0%
Subtotal - Beach Improvements	\$ <u>135,000</u>	\$ <u>135,000</u>	\$ <u>103,678</u>	\$ <u>31,322</u>	76.8%
<u>Pier Fund</u>					
Rentals & Commissions	\$ 10,000	\$ 10,000	\$ 6,166	\$ 3,835	61.7%
Padre Balli Park	320,000	320,000	176,330	143,670	55.1%
Refunds & Reimbursements	7,500	7,500	-	7,500	0.0%
Padre Balli - Commodity Sales	32,000	32,000	12,589	19,411	39.3%
Other Income	-	-	250	(250)	0.0%
Subtotal - Pier Fund	\$ <u>369,500</u>	\$ <u>369,500</u>	\$ <u>195,335</u>	\$ <u>174,165</u>	52.9%
Total Coastal Parks	\$ <u><u>2,570,750</u></u>	\$ <u><u>2,570,750</u></u>	\$ <u><u>1,077,775</u></u>	\$ <u><u>1,492,975</u></u>	42%

Nueces County, Texas
Comparison of Current Year to Prior Year Revenues
Inland and Coastal Parks
May 2019 vs May 2020

	2019 - 20 Fiscal Year to Date Actual	2018 - 19 Prior Year to Date Actual	Increase (Decrease)	Current to Prior Year Percentage Change
<u>Inland Parks</u>				
Investment Income	\$ 2,789	\$ 8,145	\$ (5,356)	-66%
Operating Transfers-In	800,000	1,642,216	(842,216)	-51%
Refunds & Reimbursements	1,163	527	636	121%
Total - Inland Parks	\$ 803,953	\$ 1,650,888	\$ (846,936)	-51%
<u>Coastal Parks</u>				
Investment Income	\$ 9,179	\$ 18,000	\$ (8,821)	-49%
Rentals & Commissions	83,185	92,635	(9,451)	-10%
Padre Balli Park	220,373	249,739	(29,367)	-12%
I.B. Magee Park	12,750	29,050	(16,300)	-56%
Refunds & Reimbursements	2,421	745	1,676	225%
Padre Balli-Commodity Sales	411	435	(24)	-6%
Sale of Assets	-	-	-	0%
Operating Transfers-In	350,000	715,000	(365,000)	-51%
Subtotal - Coastal Parks	\$ 778,762	\$ 1,431,960	\$ (653,198)	-46%
<u>Beach Improvements</u>				
Rentals & Commissions	\$ -	\$ -	\$ -	0%
Padre Balli Park	62,470	70,309	(7,839)	-11%
I.B. McGee Park	41,208	34,270	6,937	20%
Subtotal - Beach Improvements	\$ 103,678	\$ 104,579	\$ (902)	-1%
<u>Pier Fund</u>				
Rentals & Commissions	\$ 6,166	\$ 5,534	\$ 632	11%
Padre Balli Park	176,330	174,831	1,499	1%
Padre Balli - Commodity Sales	12,589	11,316	1,273	11%
Other Income	250	164	86	53%
Subtotal - Pier Fund	\$ 195,335	\$ 191,845	\$ 3,490	2%
Total Coastal Parks	\$ 1,077,775	\$ 1,728,385	\$ (650,610)	-38%

Nueces County, Texas
Statement of Revenues Budget to Actual
Airport Fund
May 31, 2020

	Original FY 2019 / 20 Budget	Adjusted FY 2019 / 20 Budget	Year to Date Activity	Remaining Balance	Percent of Budget Collected
4610 Investment Income	\$ 1,500	\$ 1,500	\$ 1,901	\$ (401)	127%
4711 Rent Hangar 1	1,860	1,860	1,620	240	87%
4712 Rent Hangar 2	1,860	1,860	1,620	240	87%
4713 Rent Hangar 3	1,860	1,860	1,620	240	87%
4714 Rent Hangar 4	1,860	1,860	1,440	420	77%
4715 Rent Hangar 5	1,860	1,860	2,160	(300)	116%
4716 Rent Hangar 6	1,860	1,860	1,620	240	87%
4717 Rent Hangar 7	1,860	1,860	1,440	420	77%
4718 Rent Hangar 8	1,860	1,860	1,539	321	83%
4719 Rent Hangar 9	1,860	1,860	1,620	240	87%
4720 Rent Hangar 10	1,860	1,860	1,620	240	87%
4700 Rent Hangar 11	2,700	2,700	1,250	1,450	46%
4701 Rent Hangar 12	2,700	2,700	2,250	450	83%
4704 Rent Hangar 13	2,700	2,700	3,000	(300)	111%
4723 Rent Hangar 14	2,700	2,700	2,250	450	83%
4724 Rent Hangar 15	2,700	2,700	2,000	700	74%
4731 Rent Hangar 16	2,700	2,700	2,000	700	74%
4732 Rent Hangar 17	2,700	2,700	2,000	700	74%
4733 Rent Hangar 18	2,700	2,700	2,250	450	83%
4734 Rent Hangar 19	2,700	2,700	1,750	950	65%
4735 Rent Hangar 20	2,700	2,700	3,000	(300)	111%
4726 Rent Hangar Space H2	-	-	7,240	(7,240)	0%
4726 Rent Hangar M1 (vacant)	1,140	1,140	-	1,140	0%
4727 Rent Hangar M2 (vacant)	1,140	1,140	-	1,140	0%
4728 Rent Hangar Space M3	11,340	11,340	7,288	4,052	64%
4729 Rent Hangar Space M4	1,140	1,140	1,080	60	95%
4730 Rent Hangar Space M5	1,140	1,140	1,080	60	95%
4736 Rent - Williams Hangar	13,500	13,500	7,425	6,075	55%
4709 Farm Land Rent	13,950	13,950	13,114	836	94%
4710 Private Hangars (3)	3,167	3,167	-	3,167	0%
Other Service charges	300	300	-	300	0%
Commodity Sales	7,410	7,410	5,500	1,910	74%
Transfers In	76,080	76,080	42,060	34,020	55%
Overage (Shortage)	-	-	252	(252)	0%
Total Airport	\$ 177,407	\$ 177,407	\$ 125,068	\$ 52,340	70%

Commodity Sales Detail

4815 Aviation Fuel Sales - Cash	\$ -
4739 Aviation Fuel Sales - Credit Card	40,373
4816 Cost of Sales	(30,849)
4831 Credit Card Sales Charges	(4,024)
Total Commodity Sales	\$ 5,500

BUDGET STATUS
EXPENDITURES
(Unaudited)

Nueces County, Texas
Statement of Expenditures Budget to Actual
General Fund
May 31, 2020

	Original FY 2019 / 20 Budget	Adjusted FY 2019 / 20 Budget	Year to Date Activity	Available Balance	Percent of Budget Available
General Government					
0110 General Fund Administration					
Office Expense & Supplies	\$ -	\$ -	\$ 157	\$ (157)	0.0%
Capital Outlay	-	-	-	-	0.0%
Total	\$ -	\$ -	\$ 157	\$ (157)	0.0%
1010 County Commissioner Prec 1					
Salaries	\$ 120,699	\$ 120,699	\$ 78,899	\$ 41,800	34.6%
Employee Benefits	35,695	35,695	23,260	12,435	34.8%
Other Personnel Expense	9,540	9,540	6,328	3,212	33.7%
Office Expense & Supplies	1,750	1,750	450	1,300	74.3%
Telephone & Utilities	650	650	669	(19)	-2.9%
Maintenance & Repair	150	150	-	150	100.0%
Professional Services	2,700	2,700	-	2,700	100.0%
Other Services & Charges	335	335	120	215	64.2%
Travel	1,121	1,121	-	1,121	100.0%
Total	\$ 172,640	\$ 172,640	\$ 109,725	\$ 62,915	36.4%
1020 County Commissioner Prec 2					
Salaries	\$ 130,215	\$ 130,215	\$ 86,091	\$ 44,124	33.9%
Other Salary & Supplements	1,140	1,140	745	395	34.6%
Employee Benefits	38,067	38,067	24,946	13,121	34.5%
Other Personnel Expense	9,540	9,540	6,421	3,119	32.7%
Office Expense & Supplies	2,250	2,250	1,978	272	12.1%
Telephone & Utilities	550	550	744	(194)	-35.3%
Maintenance & Repair	-	-	-	-	0.0%
Professional Services	1,200	1,200	675	525	43.8%
Other Services & Charges	355	355	240	115	32.4%
Travel	2,768	2,768	2,319	449	16.2%
Total	\$ 186,085	\$ 186,085	\$ 124,160	\$ 61,925	33.3%
1030 County Commissioner Prec 3					
Salaries	\$ 126,232	\$ 126,232	\$ 82,407	\$ 43,825	34.7%
Other Salary & Supplements	1,800	1,800	1,177	623	34.6%
Employee Benefits	49,387	49,387	33,157	16,230	32.9%
Other Personnel Expense	9,540	9,540	6,328	3,212	33.7%
Office Expense & Supplies	2,051	2,051	939	1,112	54.2%
Telephone & Utilities	550	550	511	39	7.1%
Maintenance & Repair	300	300	-	300	100.0%
Professional Services	1,400	1,400	-	1,400	100.0%
Other Services & Charges	300	300	-	300	100.0%
Other Expenses	-	-	-	-	0.0%
Travel	3,100	3,100	-	3,100	100.0%
Total	\$ 194,660	\$ 194,660	\$ 124,519	\$ 70,141	36.0%

	Original FY 2019 / 20 Budget	Adjusted FY 2019 / 20 Budget	Year to Date Activity	Available Balance	Percent of Budget Available
1040 County Commissioner Prec 4					
Salaries	\$ 122,666	\$ 122,666	\$ 81,238	\$ 41,428	33.8%
Employee Benefits	28,328	28,328	18,260	10,068	35.5%
Other Personnel Expense	9,540	9,540	6,328	3,212	33.7%
Office Expense & Supplies	1,268	1,268	131	1,137	89.6%
Telephone & Utilities	550	550	291	259	47.0%
Maintenance & Repair	150	150	3,329	(3,179)	-2119.3%
Professional Services	700	700	-	700	100.0%
Other Services & Charges	355	355	240	115	32.4%
Travel	2,100	2,100	-	2,100	100.0%
Total	\$ 165,657	\$ 165,657	\$ 109,818	\$ 55,839	33.7%
1120 County Judge					
Salaries	\$ 223,931	\$ 223,931	\$ 150,763	\$ 73,168	32.7%
Salaries Overtime	-	-	-	-	0.0%
Other Salary & Supplements	15,000	15,000	10,000	5,000	33.3%
Employee Benefits	66,155	66,155	44,256	21,899	33.1%
Other Personnel Expense	9,540	9,540	6,328	3,212	33.7%
Office Expense & Supplies	2,675	2,675	8,790	(6,115)	-228.6%
Telephone & Utilities	2,000	2,000	1,266	734	36.7%
Maintenance & Repair	177	177	103	74	41.9%
Professional Services	1,500	1,500	1,225	275	18.3%
Other Services & Charges	855	855	240	615	71.9%
Travel	3,850	3,850	2,447	1,403	36.4%
Total	\$ 325,683	\$ 325,683	\$ 225,418	\$ 100,265	30.8%
1121 CCMGT Support					
Salaries	\$ 342,701	\$ 305,428	\$ 162,564	\$ 142,864	46.8%
Other Salary & Supplements	2,940	2,940	1,922	1,018	34.6%
Employee Benefits	109,247	109,247	57,853	51,394	47.0%
Other Personnel Expense	4,320	4,320	1,412	2,908	67.3%
Office Expense & Supplies	2,200	3,715	2,715	1,000	26.9%
Telephone & Utilities	1,300	1,300	817	483	37.2%
Professional Services	2,001	12,001	904	11,097	92.5%
Other Services & Charges	540	540	336	204	37.8%
Other Expenses	6,256	6,256	3,576	2,680	42.8%
Travel	2,997	2,997	524	2,473	82.5%
Total	\$ 474,502	\$ 448,894	\$ 232,773	\$ 216,121	48.1%

	Original FY 2019 / 20 Budget	Adjusted FY 2019 / 20 Budget	Year to Date Activity	Available Balance	Percent of Budget Available
1122 Grants Administration					
Salaries	\$ 131,726	\$ 131,726	\$ 85,465	\$ 46,261	35.1%
Other Salary & Supplements	1,140	1,140	745	395	34.6%
Employee Benefits	58,066	58,066	38,595	19,471	33.5%
Other Personnel Expense	6,480	6,480	4,237	2,243	34.6%
Office Expense & Supplies	3,155	3,155	2,920	235	7.4%
Telephone & Utilities	1,300	1,300	886	414	31.8%
Maintenance & Repair	220	220	-	220	100.0%
Professional Services	4,971	3,671	1,098	2,573	70.1%
Other Services & Charges	2,000	2,000	514	1,486	74.3%
Other Expenses	2,404	2,404	1,432	972	40.4%
Travel	2,200	3,500	3,258	242	6.9%
Total	\$ 213,662	\$ 213,662	\$ 139,151	\$ 74,511	34.9%
1125 Risk Management					
Salaries	\$ 115,940	\$ 117,649	\$ 74,715	\$ 42,934	36.5%
Salaries Overtime	-	102	101	1	0.9%
Other Salary & Supplements	-	630	360	270	42.9%
Employee Benefits	39,032	34,626	21,450	13,176	38.1%
Other Personnel Expense	5,760	5,760	3,766	1,994	34.6%
Office Expense & Supplies	10,050	10,050	2,944	7,106	70.7%
Food & Kitchen Expenses	-	-	1,808	(1,808)	0.0%
Telephone & Utilities	1,800	1,800	896	904	50.2%
Maintenance & Repair	200	98	-	98	100.0%
Professional Services	15,560	21,127	23,387	(2,260)	-10.7%
Other Services & Charges	1,800	1,800	490	1,310	72.8%
Other Expenses	1,805	1,805	1,282	523	29.0%
Travel	3,000	3,000	664	2,336	77.9%
Total	\$ 194,947	\$ 198,447	\$ 131,863	\$ 66,584	33.6%

	Original FY 2019 / 20 Budget	Adjusted FY 2019 / 20 Budget	Year to Date Activity	Available Balance	Percent of Budget Available
1130 County Attorney					
Salaries	\$ 1,114,074	\$ 1,114,074	\$ 695,600	\$ 418,474	37.6%
Salaries Overtime	-	-	34	(34)	0.0%
Other Salary & Supplements	32,323	32,323	18,234	14,089	43.6%
Employee Benefits	403,373	403,373	262,417	140,956	34.9%
Other Personnel Expense	25,500	25,500	15,976	9,524	37.3%
Office Expense & Supplies	27,500	27,500	12,688	14,812	53.9%
Telephone & Utilities	2,000	2,000	1,343	657	32.9%
Maintenance & Repair	800	800	120	680	85.0%
Professional Services	24,795	26,433	11,777	14,656	55.4%
Other Services & Charges	4,300	4,300	3,460	841	19.5%
Other Expenses	10,193	10,193	6,058	4,135	40.6%
Travel	3,600	3,600	384	3,216	89.3%
Total	\$ 1,648,458	\$ 1,650,096	\$ 1,028,089	\$ 622,007	37.7%
1160 County Clerk					
Salaries	\$ 525,661	\$ 525,661	\$ 296,263	\$ 229,398	43.6%
Salaries Overtime	3,000	3,000	2,231	769	25.6%
Other Salary & Supplements	6,360	6,360	3,468	2,892	45.5%
Employee Benefits	209,651	209,651	139,996	69,655	33.2%
Other Personnel Expense	8,604	8,604	5,054	3,550	41.3%
Office Expense & Supplies	22,402	22,402	8,545	13,857	61.9%
Telephone & Utilities	2,050	2,050	827	1,224	59.7%
Maintenance & Repair	750	750	-	750	100.0%
Professional Services	2,700	2,700	1,000	1,700	63.0%
Other Services & Charges	7,913	7,913	4,302	3,612	45.6%
Other Expenses	12,996	12,996	7,490	5,506	42.4%
Travel	4,000	4,000	1,900	2,100	52.5%
Total	\$ 806,087	\$ 806,087	\$ 471,075	\$ 335,012	41.6%

	Original FY 2019 / 20 Budget	Adjusted FY 2019 / 20 Budget	Year to Date Activity	Available Balance	Percent of Budget Available
1170 County Clerk Treasury					
Salaries	\$ 198,453	\$ 198,453	\$ 122,503	\$ 75,950	38.3%
Salaries Overtime	6,000	6,000	741	5,259	87.6%
Other Salary & Supplements	2,040	2,040	1,334	706	34.6%
Employee Benefits	92,080	92,080	60,246	31,834	34.6%
Other Personnel Expense	1,080	1,080	706	374	34.6%
Office Expense & Supplies	25,926	25,926	6,339	19,587	75.5%
Telephone & Utilities	600	600	291	309	51.5%
Maintenance & Repair	2,750	2,750	1,870	880	32.0%
Professional Services	1,400	1,400	-	1,400	100.0%
Other Services & Charges	37,430	37,430	17,429	20,001	53.4%
Other Expenses	3,860	3,860	2,293	1,567	40.6%
Travel	1,800	1,800	-	1,800	100.0%
Total	\$ 373,419	\$ 373,419	\$ 213,753	\$ 159,666	42.8%
1180 County Clerk Collections					
Salaries	\$ 197,059	\$ 197,059	\$ 103,646	\$ 93,413	47.4%
Salaries Overtime	6,000	6,000	2,821	3,179	53.0%
Other Salary & Supplements	1,200	1,200	785	415	34.6%
Employee Benefits	92,096	92,096	53,334	38,762	42.1%
Office Expense & Supplies	11,200	11,200	2,778	8,422	75.2%
Maintenance & Repair	5,000	5,000	1,068	3,932	78.6%
Professional Services	16,464	16,464	14,633	1,831	11.1%
Other Services & Charges	706	706	308	399	56.4%
Other Expenses	3,960	3,960	2,293	1,667	42.1%
Travel	1,000	1,000	-	1,000	100.0%
Total	\$ 334,685	\$ 334,685	\$ 181,664	\$ 153,021	45.7%

	Original FY 2019 / 20 Budget	Adjusted FY 2019 / 20 Budget	Year to Date Activity	Available Balance	Percent of Budget Available
1190 County Clerk Elections					
Salaries	\$ 181,834	\$ 181,834	\$ 108,466	\$ 73,369	40.3%
Salaries Overtime	14,000	14,000	8,655	5,345	38.2%
Other Salary & Supplements	5,662	5,662	1,787	3,875	68.4%
Employee Benefits	76,226	76,226	45,876	30,350	39.8%
Other Personnel Expense	3,504	3,504	310	3,194	91.2%
Office Expense & Supplies	28,603	28,603	6,869	21,734	76.0%
Food & Kitchen Expenses	750	750	561	189	25.2%
Telephone & Utilities	35,175	35,175	7,025	28,150	80.0%
Maintenance & Repair	25,000	25,000	5,334	19,666	78.7%
Professional Services	227,683	227,683	-	227,683	100.0%
Other Services & Charges	312,316	312,316	132,458	179,858	57.6%
Other Expenses	100	100	232	(132)	-131.7%
Travel	5,000	5,000	-	5,000	100.0%
Capital Outlay	17,500	17,500	-	17,500	100.0%
Total	\$ 933,353	\$ 933,353	\$ 317,570	\$ 615,783	66.0%
1200 Tax Assessor - Collector					
Salaries	\$ 2,252,531	\$ 2,252,531	\$ 1,398,074	\$ 854,457	37.9%
Salaries Overtime	2,500	2,500	241	2,259	90.4%
Other Salary & Supplements	57,180	57,180	46,074	11,106	19.4%
Employee Benefits	1,001,691	1,001,691	683,901	317,790	31.7%
Other Personnel Expense	11,340	11,340	7,505	3,835	33.8%
Office Expense & Supplies	202,115	202,115	105,313	96,802	47.9%
Telephone & Utilities	650	650	370	280	43.1%
Maintenance & Repair	4,500	4,500	1,074	3,426	76.1%
Professional Services	26,177	26,177	19,262	6,915	26.4%
Other Services & Charges	30,700	30,700	21,161	9,539	31.1%
Other Expenses	22,032	22,032	9,997	12,035	54.6%
Travel	19,011	19,011	6,515	12,496	65.7%
Total	\$ 3,630,427	\$ 3,630,427	\$ 2,299,486	\$ 1,330,941	36.7%

	Original FY 2019 / 20 Budget	Adjusted FY 2019 / 20 Budget	Year to Date Activity	Available Balance	Percent of Budget Available
1240 Information Technology					
Salaries	\$ 1,241,916	\$ 1,241,916	\$ 799,080	\$ 442,836	35.7%
Salaries Overtime	500	2,500	2,373	127	5.1%
Other Salary & Supplements	12,240	12,240	3,992	8,248	67.4%
Employee Benefits	446,296	446,296	297,203	149,093	33.4%
Other Personnel Expense	2,160	2,160	1,412	748	34.6%
Office Expense & Supplies	18,050	11,050	3,938	7,112	64.4%
Telephone & Utilities	548,909	548,909	135,834	413,076	75.3%
Maintenance & Repair	402,000	353,170	167,417	185,753	52.6%
Professional Services	819,000	872,830	701,014	171,816	19.7%
Other Services & Charges	812	812	416	397	48.8%
Travel	6,000	6,000	1,065	4,935	82.2%
Total	\$ 3,497,883	\$ 3,497,883	\$ 2,113,744	\$ 1,384,139	39.6%
1245 Human Resources					
Salaries	\$ 309,629	\$ 309,629	\$ 193,369	\$ 116,260	37.5%
Other Salary & Supplements	2,940	2,940	2,072	868	29.5%
Employee Benefits	109,484	109,484	70,989	38,495	35.2%
Other Personnel Expense	2,880	2,880	1,883	997	34.6%
Office Expense & Supplies	2,800	2,800	1,742	1,058	37.8%
Telephone & Utilities	650	650	666	(16)	-2.5%
Professional Services	45,200	45,200	41,679	3,521	7.8%
Other Expenses	4,195	4,195	2,457	1,738	41.4%
Travel	2,000	2,000	957	1,043	52.2%
Total	\$ 479,778	\$ 479,778	\$ 318,107	\$ 161,671	33.7%

	Original FY 2019 / 20 Budget	Adjusted FY 2019 / 20 Budget	Year to Date Activity	Available Balance	Percent of Budget Available
1250 County Auditor					
Salaries	\$ 1,205,734	\$ 1,205,734	\$ 735,301	\$ 470,433	39.0%
Salaries Overtime	5,000	7,000	5,280	1,720	24.6%
Other Salary & Supplements	15,320	24,120	11,718	12,402	51.4%
Employee Benefits	497,965	495,965	329,577	166,388	33.5%
Other Personnel Expense	2,160	2,160	1,412	748	34.6%
Office Expense & Supplies	22,000	22,000	14,829	7,171	32.6%
Telephone & Utilities	6,000	6,000	3,081	2,919	48.7%
Maintenance & Repair	750	750	-	750	100.0%
Professional Services	384,000	384,000	286,495	97,505	25.4%
Other Services & Charges	7,685	7,685	6,008	1,677	21.8%
Other Expenses	16,520	16,520	8,855	7,665	46.4%
Travel	15,000	6,200	5,238	962	15.5%
Total	\$ 2,178,134	\$ 2,178,134	\$ 1,407,795	\$ 770,339	35.4%
1270 County Purchasing					
Salaries	\$ 407,118	\$ 407,118	\$ 251,512	\$ 155,606	38.2%
Salaries Overtime	1,000	1,000	138	862	86.2%
Other Salary & Supplements	3,540	3,540	1,373	2,167	61.2%
Employee Benefits	172,989	172,989	111,814	61,175	35.4%
Other Personnel Expense	2,880	2,880	1,883	997	34.6%
Office Expense & Supplies	12,425	12,425	17,217	(4,792)	-38.6%
Telephone & Utilities	300	300	-	300	100.0%
Maintenance & Repair	3,635	3,635	2,616	1,019	28.0%
Professional Services	6,050	6,050	2,332	3,718	61.5%
Other Services & Charges	1,500	1,500	-	1,500	100.0%
Other Expenses	15,399	15,399	3,941	11,458	74.4%
Travel	10,821	10,821	3,087	7,734	71.5%
Total	\$ 639,157	\$ 639,157	\$ 395,913	\$ 243,244	38.1%

	Original FY 2019 / 20 Budget	Adjusted FY 2019 / 20 Budget	Year to Date Activity	Available Balance	Percent of Budget Available
1275 Veterans' Service					
Salaries	\$ 80,995	\$ 80,995	\$ 52,348	\$ 28,647	35.4%
Salaries Overtime	-	-	264	(264)	0.0%
Employee Benefits	34,007	34,007	18,242	15,765	46.4%
Other Personnel Expense	2,520	2,520	1,648	872	34.6%
Office Expense & Supplies	3,150	3,150	1,864	1,286	40.8%
Maintenance & Repair	200	200	-	200	100.0%
Other Services & Charges	20,372	20,372	11,825	8,547	42.0%
Other Expenses	2,454	2,454	1,026	1,428	58.2%
Travel	2,000	2,000	614	1,386	69.3%
Total	\$ 146,328	\$ 146,328	\$ 88,419	\$ 57,909	39.6%
1280 Employees' Benefits					
Employee Benefits	\$ 52,276	\$ 52,276	\$ -	\$ 52,276	100.0%
Office Expense & Supplies	1,250	1,250	266	984	78.7%
Food & Kitchen Expenses	700	700	-	700	100.0%
Professional Services	133,260	133,260	65,670	67,590	50.7%
Other Services & Charges	14,000	14,000	3,516	10,484	74.9%
Other Expenses	1,500	1,500	-	1,500	100.0%
Total	\$ 202,986	\$ 202,986	\$ 69,453	\$ 133,533	65.8%
1285 General Administration					
Office Expense & Supplies	\$ 4,300	\$ 4,300	\$ 651	\$ 3,649	84.9%
Food & Kitchen Expenses	500	2,500	2,642	(142)	-5.7%
Maintenance & Repair	-	-	756	(756)	0.0%
Professional Services	457,350	517,350	309,512	207,838	40.2%
Special Personnel Services	-	-	4,538	(4,538)	0.0%
Reserve Appropriations	3,900,000	3,882,407	-	3,882,407	100.0%
Other Services & Charges	1,385,610	1,351,218	745,873	605,345	44.8%
Other Expenses	7,070	7,070	4,124	2,946	41.7%
Travel	13,000	13,000	10,426	2,574	19.8%
Total	\$ 5,767,830	\$ 5,777,845	\$ 1,078,521	\$ 4,699,324	81.3%
Total General Government	\$ 22,566,361	\$ 22,555,906	\$ 11,181,176	\$ 11,374,730	50.4%

	Original FY 2019 / 20 Budget	Adjusted FY 2019 / 20 Budget	Year to Date Activity	Available Balance	Percent of Budget Available
Buildings & Facilities					
1400 General Repairs - Building					
Salaries	\$ 66,269	\$ 66,269	\$ 25,738	\$ 40,531	61.2%
Salaries Overtime	3,500	3,500	-	3,500	100.0%
Other Salary & Supplements	900	900	-	900	100.0%
Employee Benefits	24,144	24,144	6,973	17,171	71.1%
Office Expense & Supplies	-	-	-	-	0.0%
Maintenance & Repair	3,493	3,493	235	3,258	93.3%
Total	<u>\$ 98,306</u>	<u>\$ 98,306</u>	<u>\$ 32,946</u>	<u>\$ 65,360</u>	66.5%
1440 Ronnie H. Polston Bldg					
Salaries	\$ 31,741	\$ 31,741	\$ 19,985	\$ 11,756	37.0%
Employee Benefits	15,515	15,515	10,608	4,907	31.6%
Office Expense & Supplies	845	1,445	777	668	46.2%
Telephone & Utilities	20,366	20,366	6,299	14,067	69.1%
Maintenance & Repair	645	645	30	615	95.4%
Total	<u>\$ 69,112</u>	<u>\$ 69,712</u>	<u>\$ 37,700</u>	<u>\$ 32,012</u>	45.9%
1450 Bill Bode County Building					
Salaries	\$ 34,798	\$ 34,798	\$ 21,143	\$ 13,655	39.2%
Other Salary & Supplements	840	840	549	291	34.6%
Employee Benefits	18,196	18,196	11,512	6,684	36.7%
Office Expense & Supplies	840	840	260	580	69.0%
Telephone & Utilities	19,300	19,300	5,789	13,511	70.0%
Maintenance & Repair	200	200	52	148	74.1%
Total	<u>\$ 74,174</u>	<u>\$ 74,174</u>	<u>\$ 39,306</u>	<u>\$ 34,868</u>	47.0%
1460 Robert N. Barnes Juv. Facility					
Telephone & Utilities	\$ 265,857	\$ 265,857	\$ 139,739	\$ 126,118	47.4%
Maintenance & Repair	1,045	1,045	81	964	92.2%
Other Services & Charges	500	500	-	500	100.0%
Total	<u>\$ 267,402</u>	<u>\$ 267,402</u>	<u>\$ 139,821</u>	<u>\$ 127,581</u>	47.7%
1465 Broadway Warehouse					
Telephone & Utilities	\$ 6,950	\$ 6,950	\$ 4,812	\$ 2,138	30.8%
Maintenance & Repair	223	223	-	223	100.0%
Total	<u>\$ 7,173</u>	<u>\$ 7,173</u>	<u>\$ 4,812</u>	<u>\$ 2,361</u>	32.9%

	Original FY 2019 / 20 Budget	Adjusted FY 2019 / 20 Budget	Year to Date Activity	Available Balance	Percent of Budget Available
1470 Records Management Department					
Salaries	\$ 227,490	\$ 227,490	\$ 145,018	\$ 82,472	36.3%
Salaries Overtime	-	-	-	-	0.0%
Other Salary & Supplements	36,780	36,780	28,574	8,206	22.3%
Employee Benefits	95,016	95,016	63,825	31,191	32.8%
Office Expense & Supplies	4,500	4,500	1,367	3,133	69.6%
Telephone & Utilities	25,496	25,496	10,596	14,900	58.4%
Maintenance & Repair	28,000	28,000	16,567	11,433	40.8%
Other Services & Charges	216,312	216,312	145,161	71,151	32.9%
Other Expenses	2,459	2,459	1,459	1,000	40.7%
Travel	900	900	-	900	100.0%
Total	\$ 636,953	\$ 636,953	\$ 412,567	\$ 224,386	35.2%
1490 CSCD Cook Building					
Office Expense & Supplies	17,000	22,000	11,875	10,125	46.0%
Telephone & Utilities	76,414	72,414	34,138	38,276	52.9%
Maintenance & Repair	2,626	2,626	606	2,020	76.9%
Other Services & Charges	67,800	67,800	50,825	16,975	25.0%
Other Expenses	13,357	13,357	7,936	5,421	40.6%
Total	\$ 177,197	\$ 178,197	\$ 105,381	\$ 72,816	40.9%
1500 Mechanical Maintenance					
Salaries	\$ 406,910	\$ 406,910	\$ 173,069	\$ 233,841	57.5%
Salaries Overtime	10,000	11,000	10,611	389	3.5%
Other Salary & Supplements	2,220	2,220	2,903	(683)	-30.8%
Employee Benefits	178,433	178,433	101,446	76,987	43.1%
Other Personnel Expense	2,000	2,000	-	2,000	100.0%
Office Expense & Supplies	3,500	3,500	326	3,174	90.7%
Telephone & Utilities	1,280,000	1,280,000	584,898	695,102	54.3%
Maintenance & Repair	10,500	10,500	2,560	7,940	75.6%
Professional Services	10,359	10,359	6,338	4,021	38.8%
Other Services & Charges	1,500	1,500	240	1,260	84.0%
Total	\$ 1,905,422	\$ 1,906,422	\$ 882,390	\$ 1,024,032	53.7%

	Original FY 2019 / 20 Budget	Adjusted FY 2019 / 20 Budget	Year to Date Activity	Available Balance	Percent of Budget Available
1510 Agua Dulce Building					
Salaries	\$ 15,423	\$ 15,423	\$ 9,722	\$ 5,701	37.0%
Employee Benefits	9,434	9,434	6,717	2,717	28.8%
Office Expense & Supplies	1,077	1,077	172	905	84.0%
Telephone & Utilities	21,570	21,570	10,919	10,651	49.4%
Maintenance & Repair	300	300	-	300	100.0%
Total	\$ 47,804	\$ 47,804	\$ 27,530	\$ 20,274	42.4%
1520 Bishop Building					
Office Expense & Supplies	900	900	460	440	48.9%
Telephone & Utilities	45,000	45,000	18,965	26,035	57.9%
Maintenance & Repair	322	322	81	241	74.8%
Total	\$ 46,222	\$ 46,222	\$ 19,506	\$ 26,716	57.8%
1530 Port Aransas Building					
Salaries	\$ 15,111	\$ 15,111	\$ 9,585	\$ 5,526	36.6%
Employee Benefits	3,688	3,688	2,514	1,174	31.8%
Office Expense & Supplies	1,050	1,050	175	875	83.3%
Telephone & Utilities	20,301	20,301	512	19,789	97.5%
Maintenance & Repair	78	78	-	78	100.0%
Other Services & Charges	-	-	-	-	0.0%
Total	\$ 40,228	\$ 40,228	\$ 12,787	\$ 27,441	68.2%
1540 Johnny S. Calderon Co. Bldg					
Salaries	\$ 94,765	\$ 94,765	\$ 60,644	\$ 34,121	36.0%
Other Salary & Supplements	1,500	1,500	981	519	34.6%
Employee Benefits	51,661	51,661	35,848	15,813	30.6%
Office Expense & Supplies	2,800	2,800	1,979	821	29.3%
Telephone & Utilities	105,235	105,235	41,554	63,681	60.5%
Maintenance & Repair	1,027	1,027	378	649	63.2%
Other Services & Charges	100	100	72	28	28.2%
Total	\$ 257,088	\$ 257,088	\$ 141,456	\$ 115,632	45.0%

	Original FY 2019 / 20 Budget	Adjusted FY 2019 / 20 Budget	Year to Date Activity	Available Balance	Percent of Budget Available
1545 Keach Library Building					
Salaries	\$ 31,907	\$ 31,907	\$ 20,993	\$ 10,914	34.2%
Other Salary & Supplements	1,800	1,800	1,177	623	34.6%
Employee Benefits	16,022	16,022	11,338	4,684	29.2%
Office Expense & Supplies	2,000	2,000	1,494	506	25.3%
Telephone & Utilities	173,788	173,788	54,996	118,792	68.4%
Maintenance & Repair	144	644	378	266	41.2%
Total	\$ 225,661	\$ 226,161	\$ 90,377	\$ 135,784	60.0%
1550 Agriculture Bldg - Robstown					
Telephone & Utilities	\$ 11,500	\$ 11,500	\$ 1,324	\$ 10,176	88.5%
Maintenance & Repair	17,100	17,100	-	17,100	100.0%
Other Services & Charges	306	306	200	106	34.6%
Total	\$ 28,906	\$ 28,906	\$ 1,524	\$ 27,382	94.7%
1565 Medical Examiner Building					
Office Expense & Supplies	\$ 150	\$ 150	\$ -	\$ 150	100.0%
Telephone & Utilities	26,985	26,985	9,552	17,433	64.6%
Maintenance & Repair	258	858	439	419	48.8%
Total	\$ 27,393	\$ 27,993	\$ 9,991	\$ 18,002	64.3%
1570 Building Superintendent					
Salaries	\$ 374,078	\$ 374,078	\$ 237,437	\$ 136,641	36.5%
Salaries Overtime	-	2,057	557	1,500	72.9%
Other Salary & Supplements	3,120	3,120	2,158	962	30.8%
Employee Benefits	147,020	147,020	103,710	43,310	29.5%
Other Personnel Expense	8,648	8,648	5,655	2,993	34.6%
Office Expense & Supplies	2,122	7,622	6,319	1,303	17.1%
Telephone & Utilities	8,200	8,200	5,973	2,227	27.2%
Maintenance & Repair	2,111,000	2,064,443	1,089,530	974,913	47.2%
Professional Services	19,061	27,061	11,836	15,225	56.3%
Other Services & Charges	713,297	716,297	477,126	239,171	33.4%
Other Expenses	2,658	2,658	1,570	1,088	40.9%
Travel	1,000	1,000	-	1,000	100.0%
Total	\$ 3,390,204	\$ 3,362,204	\$ 1,941,870	\$ 1,420,334	42.2%

	Original FY 2019 / 20 Budget	Adjusted FY 2019 / 20 Budget	Year to Date Activity	Available Balance	Percent of Budget Available
1580 Welfare Bldg - Robstown					
Office Expense & Supplies	\$ 673	\$ 1,173	\$ 572	\$ 601	\$ 51.2%
Telephone & Utilities	20,866	20,866	5,197	15,669	75.1%
Maintenance & Repair	373	373	-	373	100.0%
Total	<u>\$ 21,912</u>	<u>\$ 22,412</u>	<u>\$ 5,769</u>	<u>\$ 16,643</u>	74.3%
1590 Hilltop Facility					
Salaries	\$ 72,810	\$ 72,810	\$ 41,025	\$ 31,785	43.7%
Other Salary & Supplements	840	840	942	(102)	-12.1%
Employee Benefits	35,656	35,656	23,247	12,409	34.8%
Office Expense & Supplies	6,000	6,000	1,735	4,265	71.1%
Telephone & Utilities	36,498	36,498	17,524	18,974	52.0%
Maintenance & Repair	40,500	40,500	10,581	29,919	73.9%
Professional Services	-	-	-	-	0.0%
Other Services & Charges	12,306	12,306	3,252	9,054	73.6%
Total	<u>\$ 204,610</u>	<u>\$ 204,610</u>	<u>\$ 98,306</u>	<u>\$ 106,304</u>	52.0%
1600 Precinct III Yard Buildings					
Office Expense & Supplies	\$ 390	\$ 1,690	\$ 693	\$ 997	59.0%
Telephone & Utilities	17,000	17,000	5,477	11,523	67.8%
Maintenance & Repair	391	391	12	379	96.9%
Total	<u>\$ 17,781</u>	<u>\$ 19,081</u>	<u>\$ 6,183</u>	<u>\$ 12,898</u>	67.6%
1740 McKenzie Jail Annex					
Salaries	\$ 111,301	\$ 111,301	\$ 58,371	\$ 52,930	47.6%
Salaries Overtime	1,584	1,584	-	1,584	100.0%
Employee Benefits	47,172	47,172	28,384	18,788	39.8%
Office Expense & Supplies	200	700	82	618	88.3%
Telephone & Utilities	615,763	615,763	351,368	264,395	42.9%
Maintenance & Repair	5,500	8,500	4,944	3,556	41.8%
Professional Services	-	-	-	-	0.0%
Other Services & Charges	1,806	20,806	15,933	4,873	23.4%
Total	<u>\$ 783,326</u>	<u>\$ 805,826</u>	<u>\$ 459,082</u>	<u>\$ 346,744</u>	43.0%

	Original FY 2019 / 20 Budget	Adjusted FY 2019 / 20 Budget	Year to Date Activity	Available Balance	Percent of Budget Available
1760 Robstown Community Building					
Office Expense & Supplies	\$ 765	\$ 765	\$ 467	\$ 299	39.0%
Telephone & Utilities	40,305	40,305	14,106	26,199	65.0%
Maintenance & Repair	34,000	34,000	8,610	25,390	74.7%
Other Services & Charges	5,000	5,000	2,548	2,452	49.0%
Total	\$ 80,070	\$ 80,070	\$ 25,730	\$ 54,340	67.9%
1770 Sr Community Services Bldgs.					
Office Expense & Supplies	\$ 500	\$ 500	\$ 340	\$ 160	32.1%
Telephone & Utilities	34,247	34,247	16,770	17,477	51.0%
Maintenance & Repair	24,700	24,700	7,948	16,752	67.8%
Other Services & Charges	4,000	4,000	1,230	2,770	69.2%
Total	\$ 63,447	\$ 63,447	\$ 26,289	\$ 37,158	58.6%
1780 David Berlanga, Sr. Bldg					
Office Expense & Supplies	\$ 500	\$ 500	\$ 340	\$ 160	32.1%
Telephone & Utilities	20,331	20,331	8,611	11,720	57.6%
Maintenance & Repair	9,100	9,100	287	8,813	96.8%
Other Services & Charges	1,760	1,760	503	1,257	71.4%
Total	\$ 31,691	\$ 31,691	\$ 9,741	\$ 21,950	69.3%
Total Buildings & Facilities	\$ 8,502,082	\$ 8,502,082	\$ 4,531,063	\$ 3,971,019	46.7%
Administration of Justice					
3110 County Court at Law 1					
Salaries	\$ 366,529	\$ 366,529	\$ 246,441	\$ 120,088	32.8%
Other Salary & Supplements	7,220	7,220	3,393	3,827	53.0%
Employee Benefits	126,799	126,799	93,255	33,544	26.5%
Office Expense & Supplies	3,965	3,965	2,081	1,884	47.5%
Telephone & Utilities	-	-	437	(437)	0.0%
Maintenance & Repair	500	500	103	397	79.4%
Professional Services	1,685	1,696	1,997	(301)	-17.7%
Special Personnel Services	192,500	192,500	77,792	114,708	59.6%
Other Services & Charges	2,355	2,355	1,740	615	26.1%
Other Expenses	3,296	3,296	1,964	1,332	40.4%
Travel	1,000	1,000	-	1,000	100.0%
Total	\$ 705,849	\$ 705,860	\$ 429,203	\$ 276,657	39.2%

	Original FY 2019 / 20 Budget	Adjusted FY 2019 / 20 Budget	Year to Date Activity	Available Balance	Percent of Budget Available
3120 County Court at Law 2					
Salaries	\$ 359,790	\$ 359,790	\$ 242,508	\$ 117,282	32.6%
Other Salary & Supplements	3,140	3,140	745	2,395	76.3%
Employee Benefits	112,332	112,332	73,548	38,784	34.5%
Office Expense & Supplies	5,000	5,000	2,690	2,310	46.2%
Telephone & Utilities	-	-	289	(289)	0.0%
Maintenance & Repair	500	500	103	397	79.4%
Professional Services	900	900	930	(30)	-3.3%
Special Personnel Services	192,500	192,500	76,553	115,947	60.2%
Other Services & Charges	2,355	2,355	1,740	615	26.1%
Other Expenses	4,550	4,550	2,715	1,835	40.3%
Travel	1,000	1,000	-	1,000	100.0%
Total	\$ 682,067	\$ 682,067	\$ 401,821	\$ 280,246	41.1%
3130 County Court at Law 3					
Salaries	\$ 340,811	\$ 340,811	\$ 224,622	\$ 116,189	34.1%
Salaries Overtime	-	-	3,291	(3,291)	0.0%
Other Salary & Supplements	4,340	4,340	1,234	3,106	71.6%
Employee Benefits	108,374	108,374	73,786	34,588	31.9%
Office Expense & Supplies	3,765	3,765	1,325	2,440	64.8%
Telephone & Utilities	-	-	289	(289)	0.0%
Maintenance & Repair	500	500	103	397	79.4%
Professional Services	1,685	1,696	397	1,299	76.6%
Special Personnel Services	192,800	192,800	82,185	110,615	57.4%
Other Services & Charges	2,355	2,355	1,905	450	19.1%
Other Expenses	4,620	4,620	2,715	1,905	41.2%
Travel	1,000	1,000	-	1,000	100.0%
Total	\$ 660,250	\$ 660,261	\$ 391,851	\$ 268,410	40.7%

	Original FY 2019 / 20 Budget	Adjusted FY 2019 / 20 Budget	Year to Date Activity	Available Balance	Percent of Budget Available
3140 County Court at Law 4					
Salaries	\$ 337,618	\$ 337,618	\$ 222,526	\$ 115,092	34.1%
Other Salary & Supplements	3,710	3,710	1,295	2,415	65.1%
Employee Benefits	99,718	99,718	63,787	35,931	36.0%
Office Expense & Supplies	3,965	3,965	1,975	1,990	50.2%
Telephone & Utilities	-	-	289	(289)	0.0%
Maintenance & Repair	500	500	103	397	79.4%
Professional Services	1,685	1,696	2,206	(510)	-30.0%
Special Personnel Services	192,800	192,800	75,642	117,158	60.8%
Other Services & Charges	2,495	2,495	1,828	667	26.7%
Other Expenses	3,296	3,296	1,964	1,332	40.4%
Travel	1,000	1,000	672	328	32.8%
Total	\$ 646,787	\$ 646,798	\$ 372,287	\$ 274,511	42.4%
3150 County Court at Law 5					
Salaries	\$ 431,590	\$ 431,590	\$ 257,963	\$ 173,627	40.2%
Other Salary & Supplements	2,000	2,000	13,526	(11,526)	-576.3%
Employee Benefits	132,467	132,467	81,792	50,675	38.3%
Office Expense & Supplies	5,500	5,500	4,450	1,050	19.1%
Telephone & Utilities	-	-	437	(437)	0.0%
Maintenance & Repair	500	500	103	397	79.4%
Professional Services	2,500	2,500	3,377	(877)	-35.1%
Special Personnel Services	531,500	531,500	468,777	62,723	11.8%
Other Services & Charges	2,745	2,745	2,122	623	22.7%
Other Expenses	4,270	4,270	2,521	1,749	41.0%
Travel	1,300	1,300	59	1,241	95.5%
Total	\$ 1,114,372	\$ 1,114,372	\$ 835,127	\$ 279,245	25.1%
3200 Legal Aid					
Salaries	\$ 60,486	\$ 60,486	\$ 39,549	\$ 20,937	34.6%
Employee Benefits	13,588	13,588	8,683	4,905	36.1%
Office Expense & Supplies	3,792	3,792	2,098	1,694	44.7%
Other Services & Charges	25,000	25,000	25,000	-	0.0%
Total	\$ 102,866	\$ 102,866	\$ 75,330	\$ 27,536	26.8%

	Original FY 2019 / 20 Budget	Adjusted FY 2019 / 20 Budget	Year to Date Activity	Available Balance	Percent of Budget Available
3250 Magistrate/ DWI Drug Court					
Salaries	\$ 91,260	\$ 91,260	\$ 77,415	\$ 13,845	15.2%
Other Salary & Supplements	1,920	1,920	-	1,920	100.0%
Employee Benefits	20,511	20,511	18,609	1,902	9.3%
Office Expense & Supplies	2,650	2,650	3,754	(1,104)	-41.7%
Professional Services	1,200	1,200	-	1,200	100.0%
Special Personnel Services	3,000	3,000	-	3,000	100.0%
Other Services & Charges	2,200	2,200	-	2,200	100.0%
Other Expenses	6,667	6,667	3,923	2,744	41.2%
Travel	3,000	3,000	-	3,000	100.0%
Total	<u>\$ 132,408</u>	<u>\$ 132,408</u>	<u>\$ 103,702</u>	<u>\$ 28,706</u>	21.7%
3300 Court Administration					
Salaries	\$ 419,224	\$ 419,224	\$ 264,554	\$ 154,670	36.9%
Other Salary & Supplements	5,960	8,960	7,136	1,824	20.4%
Employee Benefits	165,813	165,813	109,241	56,572	34.1%
Other Personnel Expense	131,000	131,000	58,703	72,297	55.2%
Office Expense & Supplies	5,600	5,600	1,770	3,830	68.4%
Food & Kitchen Expenses	2,000	2,000	941	1,059	53.0%
Telephone & Utilities	-	-	289	(289)	0.0%
Maintenance & Repair	1,000	1,000	-	1,000	100.0%
Professional Services	500	500	-	500	100.0%
Special Personnel Services	267,500	259,987	4,940	255,047	98.1%
Other Services & Charges	53,270	53,270	45,283	7,987	15.0%
Other Expenses	3,470	3,470	1,991	1,479	42.6%
Travel	2,600	2,600	1,928	672	25.8%
Total	<u>\$ 1,057,937</u>	<u>\$ 1,053,424</u>	<u>\$ 496,776</u>	<u>\$ 556,648</u>	52.8%

	Original FY 2019 / 20 Budget	Adjusted FY 2019 / 20 Budget	Year to Date Activity	Available Balance	Percent of Budget Available
3305 Title IV-D Court					
Salaries	\$ 135,595	\$ 135,595	\$ 87,730	\$ 47,865	35.3%
Other Salary & Supplements	1,800	1,800	1,177	623	34.6%
Employee Benefits	50,683	50,683	38,536	12,147	24.0%
Office Expense & Supplies	1,370	1,370	462	908	66.2%
Telephone & Utilities	-	-	289	(289)	0.0%
Maintenance & Repair	250	250	103	147	58.9%
Professional Services	1,035	1,045	595	450	43.0%
Other Services & Charges	300	300	-	300	100.0%
Total	\$ 191,033	\$ 191,043	\$ 128,892	\$ 62,151	32.5%
3310 28th District Court					
Salaries	\$ 183,123	\$ 183,123	\$ 118,398	\$ 64,725	35.3%
Salaries Overtime	1,000	1,000	-	1,000	100.0%
Other Salary & Supplements	23,300	23,300	14,158	9,142	39.2%
Employee Benefits	65,713	65,713	42,659	23,054	35.1%
Telephone & Utilities	-	-	289	(289)	0.0%
Office Expense & Supplies	3,725	3,725	2,084	1,641	44.1%
Maintenance & Repair	500	500	103	397	79.4%
Professional Services	1,785	1,796	947	849	47.3%
Special Personnel Services	345,340	345,340	138,222	207,118	60.0%
Other Services & Charges	2,200	2,200	1,596	604	27.5%
Other Expenses	4,045	4,045	2,354	1,691	41.8%
Travel	1,500	1,500	681	819	54.6%
Total	\$ 632,231	\$ 632,242	\$ 321,490	\$ 310,752	49.2%

	Original FY 2019 / 20 Budget	Adjusted FY 2019 / 20 Budget	Year to Date Activity	Available Balance	Percent of Budget Available
3320 94th District Court					
Salaries	\$ 174,762	\$ 174,762	\$ 115,862	\$ 58,900	33.7%
Other Salary & Supplements	24,020	24,020	14,629	9,391	39.1%
Employee Benefits	71,511	71,511	47,477	24,034	33.6%
Office Expense & Supplies	3,625	3,625	1,882	1,743	48.1%
Telephone & Utilities	-	-	289	(289)	0.0%
Maintenance & Repair	500	500	103	397	79.4%
Professional Services	1,785	1,796	3,547	(1,751)	-97.5%
Special Personnel Services	347,140	347,140	159,877	187,263	53.9%
Other Services & Charges	2,200	2,200	1,500	700	31.8%
Other Expenses	3,532	3,532	2,055	1,477	41.8%
Travel	1,500	1,500	697	803	53.5%
Total	\$ 630,575	\$ 630,586	\$ 347,916	\$ 282,670	44.8%
3330 105th District Court					
Salaries	\$ 154,190	\$ 154,190	\$ 100,133	\$ 54,057	35.1%
Salaries Overtime	1,000	1,000	51	949	94.9%
Other Salary & Supplements	20,720	24,520	15,077	9,443	38.5%
Employee Benefits	62,250	62,250	41,308	20,942	33.6%
Office Expense & Supplies	3,525	3,525	954	2,571	72.9%
Telephone & Utilities	-	-	289	(289)	0.0%
Maintenance & Repair	500	500	103	397	79.4%
Professional Services	1,785	2,142	1,743	399	18.6%
Special Personnel Services	181,140	181,140	50,706	130,434	72.0%
Other Services & Charges	2,200	2,200	1,596	604	27.5%
Other Expenses	2,273	2,273	1,271	1,002	44.1%
Travel	1,500	1,867	1,867	0	0.0%
Total	\$ 431,083	\$ 435,607	\$ 215,097	\$ 220,510	50.6%

	Original FY 2019 / 20 Budget	Adjusted FY 2019 / 20 Budget	Year to Date Activity	Available Balance	Percent of Budget Available
3340 117th District Court					
Salaries	\$ 188,365	\$ 188,365	\$ 121,965	\$ 66,400	35.3%
Salaries Overtime	1,000	1,000	-	1,000	100.0%
Other Salary & Supplements	24,500	24,500	14,942	9,558	39.0%
Employee Benefits	78,594	78,594	51,600	26,994	34.3%
Office Expense & Supplies	3,625	3,625	3,757	(132)	-3.6%
Telephone & Utilities	-	-	289	(289)	0.0%
Maintenance & Repair	500	500	103	397	79.4%
Professional Services	1,785	1,796	397	1,399	77.9%
Special Personnel Services	345,840	345,840	123,264	222,576	64.4%
Other Services & Charges	2,200	2,200	1,671	529	24.0%
Other Expenses	3,532	3,532	2,055	1,477	41.8%
Travel	1,500	1,500	1,048	452	30.1%
Total	\$ 651,441	\$ 651,452	\$ 321,089	\$ 330,363	50.7%
3350 148th District Court					
Salaries	\$ 168,106	\$ 168,106	\$ 101,040	\$ 67,066	39.9%
Salaries Overtime	1,000	1,000	140	860	86.0%
Other Salary & Supplements	22,040	22,040	13,334	8,706	39.5%
Employee Benefits	73,843	73,843	38,059	35,784	48.5%
Office Expense & Supplies	3,525	3,525	1,269	2,256	64.0%
Telephone & Utilities	-	-	141	(141)	0.0%
Maintenance & Repair	500	500	103	397	79.4%
Professional Services	1,785	1,796	947	849	47.3%
Special Personnel Services	346,140	346,140	132,198	213,942	61.8%
Other Services & Charges	2,200	2,200	1,500	700	31.8%
Other Expenses	3,038	3,038	1,313	1,725	56.8%
Travel	1,500	1,500	-	1,500	100.0%
Total	\$ 623,677	\$ 623,688	\$ 290,043	\$ 333,645	53.5%

	Original FY 2019 / 20 Budget	Adjusted FY 2019 / 20 Budget	Year to Date Activity	Available Balance	Percent of Budget Available
3360 214th District Court					
Salaries	\$ 150,613	\$ 150,613	\$ 95,556	\$ 55,057	36.6%
Salaries Overtime	1,000	1,000	388	612	61.2%
Other Salary & Supplements	20,000	20,000	12,171	7,829	39.1%
Employee Benefits	57,741	57,741	42,991	14,750	25.5%
Office Expense & Supplies	3,725	3,725	3,239	486	13.0%
Telephone & Utilities	-	-	289	(289)	0.0%
Maintenance & Repair	500	500	103	397	79.4%
Professional Services	1,785	1,796	847	949	52.9%
Special Personnel Services	346,140	346,140	238,038	108,102	31.2%
Other Services & Charges	2,200	2,200	1,500	700	31.8%
Other Expenses	2,278	2,278	1,313	965	42.4%
Travel	1,500	1,500	907	593	39.5%
Total	\$ 587,482	\$ 587,493	\$ 397,342	\$ 190,151	32.4%
3370 319th District Court					
Salaries	\$ 160,784	\$ 160,784	\$ 97,326	\$ 63,458	39.5%
Salaries Overtime	1,000	1,000	-	1,000	100.0%
Other Salary & Supplements	22,040	22,040	12,589	9,451	42.9%
Employee Benefits	64,011	64,011	41,645	22,366	34.9%
Office Expense & Supplies	3,625	3,625	789	2,836	78.2%
Telephone & Utilities	-	-	141	(141)	0.0%
Maintenance & Repair	500	500	103	397	79.4%
Professional Services	1,785	1,796	4,097	(2,301)	-128.1%
Special Personnel Services	346,140	346,140	121,103	225,037	65.0%
Other Services & Charges	2,200	2,200	1,500	700	31.8%
Other Expenses	3,222	3,222	1,870	1,352	42.0%
Travel	1,500	1,500	-	1,500	100.0%
Total	\$ 606,807	\$ 606,818	\$ 281,162	\$ 325,656	53.7%

	Original FY 2019 / 20 Budget	Adjusted FY 2019 / 20 Budget	Year to Date Activity	Available Balance	Percent of Budget Available
3380 347th District Court					
Salaries	\$ 185,827	\$ 185,827	\$ 106,424	\$ 79,403	42.7%
Salaries Overtime	1,000	1,000	575	425	42.5%
Other Salary & Supplements	23,540	23,540	14,222	9,318	39.6%
Employee Benefits	90,602	90,602	49,811	40,791	45.0%
Office Expense & Supplies	3,925	3,925	1,076	2,849	72.6%
Telephone & Utilities	-	-	289	(289)	0.0%
Maintenance & Repair	500	500	103	397	79.4%
Professional Services	1,785	1,796	747	1,049	58.4%
Special Personnel Services	346,140	346,140	146,947	199,193	57.5%
Other Services & Charges	2,200	2,200	1,575	625	28.4%
Other Expenses	3,222	3,222	1,870	1,352	42.0%
Travel	1,500	1,500	436	1,064	70.9%
Total	\$ 660,241	\$ 660,252	\$ 324,075	\$ 336,177	50.9%
3480 Juvenile Probation					
Salaries	\$ 1,736,550	\$ 1,732,550	\$ 1,086,068	\$ 646,482	37.3%
Salaries Overtime	4,500	8,500	4,483	4,017	47.3%
Other Salary & Supplements	29,387	29,387	18,295	11,092	37.7%
Employee Benefits	753,638	753,638	482,443	271,195	36.0%
Other Personnel Expense	50,000	50,000	30,086	19,914	39.8%
Office Expense & Supplies	22,494	22,494	18,449	4,045	18.0%
Telephone & Utilities	10,200	10,200	4,292	5,908	57.9%
Maintenance & Repair	12,500	12,500	3,381	9,119	72.9%
Professional Services	11,600	11,600	4,573	7,027	60.6%
Other Services & Charges	22,461	22,461	20,751	1,710	7.6%
Other Expenses	15,384	15,384	9,084	6,300	41.0%
Travel	35,000	35,000	10,792	24,208	69.2%
Total	\$ 2,703,714	\$ 2,703,714	\$ 1,692,697	\$ 1,011,017	37.4%

	Original FY 2019 / 20 Budget	Adjusted FY 2019 / 20 Budget	Year to Date Activity	Available Balance	Percent of Budget Available
3490 Juvenile Detention					
Salaries	\$ 895,814	\$ 858,814	\$ 523,593	\$ 335,221	39.0%
Salaries Overtime	27,560	64,560	60,888	3,672	5.7%
Other Salary & Supplements	53,360	53,360	41,354	12,006	22.5%
Employee Benefits	431,728	431,728	270,953	160,775	37.2%
Office Expense & Supplies	9,150	9,150	8,784	366	4.0%
Food & Kitchen Expenses	110,000	110,000	94,313	15,687	14.3%
Maintenance & Repair	9,000	9,000	4,230	4,770	53.0%
Professional Services	5,000	5,000	2,964	2,036	40.7%
Other Services & Charges	11,000	11,000	6,870	4,130	37.5%
Other Expenses	12,432	12,432	6,868	5,564	44.8%
Travel	1,800	1,800	402	1,398	77.7%
Total	\$ 1,566,844	\$ 1,566,844	\$ 1,021,219	\$ 545,625	34.8%
3492 Juvenile Justice Post-Adjudica					
Salaries	\$ 1,071,637	\$ 1,060,137	\$ 659,329	\$ 400,808	37.8%
Salaries Overtime	30,000	41,500	20,861	20,639	49.7%
Other Salary & Supplements	33,680	33,680	26,970	6,710	19.9%
Employee Benefits	511,184	511,184	328,002	183,182	35.8%
Office Expense & Supplies	8,050	8,050	6,663	1,387	17.2%
Food & Kitchen Expenses	95,000	95,000	67,333	27,668	29.1%
Maintenance & Repair	10,500	10,500	961	9,539	90.8%
Professional Services	6,300	6,300	184	6,116	97.1%
Other Services & Charges	9,000	9,000	6,297	2,703	30.0%
Other Expenses	2,794	2,794	1,549	1,245	44.6%
Travel	900	900	474	426	47.3%
Total	\$ 1,779,045	\$ 1,779,045	\$ 1,118,623	\$ 660,422	37.1%

	Original FY 2019 / 20 Budget	Adjusted FY 2019 / 20 Budget	Year to Date Activity	Available Balance	Percent of Budget Available
3510 District Clerk-Jury Admin					
Salaries	\$ 79,165	\$ 79,165	\$ 49,884	\$ 29,281	37.0%
Salaries Overtime	1,000	1,000	-	1,000	100.0%
Other Salary & Supplements	14,258	14,258	5,166	9,092	63.8%
Employee Benefits	26,132	26,132	17,051	9,081	34.7%
Office Expense & Supplies	118,300	118,300	45,170	73,131	61.8%
Maintenance & Repair	45,359	-	-	-	0.0%
Professional Services	18,968	64,327	45,359	18,968	29.5%
Special Personnel Services	540,530	540,530	128,280	412,250	76.3%
Other Expenses	2,910	2,910	1,661	1,249	42.9%
Total	\$ 846,622	\$ 846,622	\$ 292,570	\$ 554,052	65.4%
3530 District Clerk					
Salaries	\$ 2,100,344	\$ 2,100,344	\$ 1,300,394	\$ 799,950	38.1%
Salaries Overtime	10,000	10,000	5,707	4,293	42.9%
Other Salary & Supplements	32,660	32,660	23,122	9,538	29.2%
Employee Benefits	903,691	903,691	622,067	281,624	31.2%
Other Personnel Expense	10,260	10,260	6,799	3,461	33.7%
Office Expense & Supplies	113,000	113,000	74,209	38,791	34.3%
Maintenance & Repair	4,000	4,000	2,020	1,980	49.5%
Professional Services	10,000	10,000	460	9,540	95.4%
Other Services & Charges	1,883	1,883	970	913	48.5%
Other Expenses	42,062	42,062	22,388	19,674	46.8%
Travel	10,000	10,000	6,058	3,942	39.4%
Total	\$ 3,237,900	\$ 3,237,900	\$ 2,064,194	\$ 1,173,707	36.2%

	Original FY 2019 / 20 Budget	Adjusted FY 2019 / 20 Budget	Year to Date Activity	Available Balance	Percent of Budget Available
3600 Justice of the Peace 1-1					
Salaries	\$ 199,273	\$ 199,273	\$ 127,586	\$ 71,687	36.0%
Salaries Overtime	1,000	917	917	0	0.0%
Other Salary & Supplements	4,560	8,036	11,467	(3,431)	-42.7%
Employee Benefits	80,601	80,601	53,858	26,743	33.2%
Other Personnel Expense	3,900	3,900	2,600	1,300	33.3%
Office Expense & Supplies	3,800	3,300	2,810	490	14.9%
Telephone & Utilities	700	700	291	409	58.4%
Maintenance & Repair	500	-	-	-	0.0%
Professional Services	309	150	150	-	0.0%
Other Services & Charges	-	-	-	-	0.0%
Other Expenses	4,417	4,417	2,195	2,222	50.3%
Travel	2,700	466	465	1	0.1%
Total	\$ 301,760	\$ 301,760	\$ 202,340	\$ 99,420	32.9%
3610 Justice of the Peace 1-2					
Salaries	\$ 199,528	\$ 199,528	\$ 128,690	\$ 70,838	35.5%
Salaries Overtime	1,000	1,000	-	1,000	100.0%
Other Salary & Supplements	3,280	3,280	1,491	1,789	54.6%
Employee Benefits	61,259	61,259	39,746	21,513	35.1%
Other Personnel Expense	3,900	3,900	2,600	1,300	33.3%
Office Expense & Supplies	6,000	6,000	3,538	2,462	41.0%
Telephone & Utilities	1,500	1,500	439	1,061	70.7%
Maintenance & Repair	500	500	-	500	100.0%
Professional Services	-	750	150	600	80.0%
Special Personnel Services	300	300	-	300	100.0%
Other Services & Charges	958	958	304	654	68.3%
Other Expenses	3,199	3,199	1,667	1,532	47.9%
Travel	3,500	2,750	1,510	1,240	45.1%
Total	\$ 284,924	\$ 284,924	\$ 180,136	\$ 104,788	36.8%

	Original FY 2019 / 20 Budget	Adjusted FY 2019 / 20 Budget	Year to Date Activity	Available Balance	Percent of Budget Available
3613 Justice of the Peace 1-3					
Salaries	\$ 158,692	\$ 158,692	\$ 101,393	\$ 57,299	36.1%
Salaries Overtime	1,000	1,000	-	1,000	100.0%
Other Salary & Supplements	14,300	14,300	-	14,300	100.0%
Employee Benefits	55,526	55,526	42,915	12,611	22.7%
Other Personnel Expense	3,900	3,900	2,600	1,300	33.3%
Office Expense & Supplies	3,550	3,550	1,122	2,428	68.4%
Telephone & Utilities	1,700	1,700	291	1,409	82.9%
Maintenance & Repair	500	500	-	500	100.0%
Professional Services	500	500	300	200	40.0%
Special Personnel Services	-	-	-	-	0.0%
Other Services & Charges	1,125	1,125	552	573	50.9%
Other Expenses	2,024	2,024	999	1,025	50.7%
Travel	4,000	4,000	1,187	2,813	70.3%
Total	\$ 246,817	\$ 246,817	\$ 151,359	\$ 95,458	38.7%
3621 Justice of the Peace 2-1					
Salaries	\$ 196,735	\$ 196,735	\$ 127,738	\$ 68,997	35.1%
Salaries Overtime	1,000	1,000	-	1,000	100.0%
Other Salary & Supplements	2,640	2,640	3,158	(518)	-19.6%
Employee Benefits	81,004	81,004	59,640	21,364	26.4%
Other Personnel Expense	3,900	3,900	2,600	1,300	33.3%
Office Expense & Supplies	6,750	6,750	6,543	207	3.1%
Telephone & Utilities	7,030	7,030	2,625	4,405	62.7%
Maintenance & Repair	833	833	761	72	8.6%
Professional Services	1,500	1,500	-	1,500	100.0%
Other Services & Charges	53,873	53,873	37,872	16,001	29.7%
Other Expenses	2,652	2,652	1,246	1,406	53.0%
Travel	4,300	4,300	605	3,695	85.9%
Total	\$ 362,217	\$ 362,217	\$ 242,789	\$ 119,428	33.0%

	Original FY 2019 / 20 Budget	Adjusted FY 2019 / 20 Budget	Year to Date Activity	Available Balance	Percent of Budget Available
3622 Justice of the Peace 2-2					
Salaries	\$ 172,551	\$ 172,551	\$ 111,088	\$ 61,463	35.6%
Salaries Overtime	300	300	-	300	100.0%
Other Salary & Supplements	15,460	15,460	9,559	5,901	38.2%
Employee Benefits	67,625	67,625	56,373	11,252	16.6%
Other Personnel Expense	3,900	3,900	2,600	1,300	33.3%
Office Expense & Supplies	5,500	7,000	4,375	2,625	37.5%
Telephone & Utilities	720	720	291	429	59.5%
Maintenance & Repair	319	619	265	354	57.2%
Professional Services	750	750	300	450	60.0%
Other Services & Charges	955	955	240	715	74.9%
Other Expenses	2,908	2,908	1,480	1,428	49.1%
Travel	3,000	1,200	1,167	33	2.8%
Total	\$ 273,988	\$ 273,988	\$ 187,738	\$ 86,250	31.5%
3630 Justice of the Peace 3					
Salaries	\$ 131,915	\$ 131,915	\$ 85,352	\$ 46,563	35.3%
Other Salary & Supplements	5,803	5,803	863	4,940	85.1%
Employee Benefits	57,887	57,887	38,835	19,052	32.9%
Other Personnel Expense	3,900	3,900	2,600	1,300	33.3%
Office Expense & Supplies	3,450	3,450	2,394	1,056	30.6%
Maintenance & Repair	350	350	75	275	78.6%
Professional Services	2,200	2,200	525	1,675	76.1%
Other Services & Charges	655	655	425	230	35.1%
Other Expenses	2,009	2,009	942	1,067	53.1%
Travel	4,500	4,500	1,282	3,218	71.5%
Total	\$ 212,669	\$ 212,669	\$ 133,293	\$ 79,376	37.3%

	Original FY 2019 / 20 Budget	Adjusted FY 2019 / 20 Budget	Year to Date Activity	Available Balance	Percent of Budget Available
3640 Justice of the Peace 4					
Salaries	\$ 135,325	\$ 135,325	\$ 87,617	\$ 47,708	35.3%
Employee Benefits	58,027	58,027	38,853	19,174	33.0%
Other Personnel Expense	3,900	3,900	2,600	1,300	33.3%
Office Expense & Supplies	2,225	3,344	2,064	1,280	38.3%
Telephone & Utilities	-	520	289	231	44.5%
Professional Services	450	150	150	-	0.0%
Other Services & Charges	805	805	704	101	12.5%
Other Expenses	6,131	6,131	3,161	2,970	48.4%
Travel	1,794	455	455	(0)	-0.1%
Total	\$ 208,657	\$ 208,657	\$ 135,894	\$ 72,763	34.9%
3650 Justice of the Peace 5-1					
Salaries	\$ 176,524	\$ 176,524	\$ 98,755	\$ 77,769	44.1%
Salaries Overtime	500	500	-	500	100.0%
Other Salary & Supplements	9,360	9,360	4,889	4,471	47.8%
Employee Benefits	76,582	76,582	43,916	32,666	42.7%
Other Personnel Expense	3,900	3,900	2,600	1,300	33.3%
Office Expense & Supplies	5,600	5,600	4,318	1,282	22.9%
Maintenance & Repair	500	500	280	220	44.0%
Professional Services	1,000	1,000	150	850	85.0%
Special Personnel Services	225	225	-	225	100.0%
Other Services & Charges	175	175	-	175	100.0%
Other Expenses	1,820	1,820	837	983	54.0%
Travel	3,300	3,300	742	2,558	77.5%
Total	\$ 279,486	\$ 279,486	\$ 156,487	\$ 122,999	44.0%

	Original FY 2019 / 20 Budget	Adjusted FY 2019 / 20 Budget	Year to Date Activity	Available Balance	Percent of Budget Available
3655 Justice of the Peace 5-2					
Salaries	\$ 130,217	\$ 130,217	\$ 84,153	\$ 46,064	35.4%
Salaries Overtime	-	-	-	-	0.0%
Other Salary & Supplements	1,260	1,260	785	475	37.7%
Employee Benefits	73,197	73,197	49,326	23,871	32.6%
Other Personnel Expense	3,900	3,900	2,600	1,300	33.3%
Office Expense & Supplies	1,700	1,700	1,084	616	36.3%
Maintenance & Repair	250	250	-	250	100.0%
Professional Services	450	450	300	150	33.3%
Other Expenses	1,501	1,501	418	1,083	72.2%
Travel	2,680	2,680	816	1,864	69.5%
Total	<u>\$ 215,645</u>	<u>\$ 215,645</u>	<u>\$ 139,863</u>	<u>\$ 75,782</u>	35.1%
3890 Medical Examiner					
Salaries	\$ 832,811	\$ 832,811	\$ 539,062	\$ 293,749	35.3%
Salaries Overtime	10,000	11,053	11,052	1	0.0%
Other Salary & Supplements	229,680	229,680	132,930	96,750	42.1%
Employee Benefits	280,931	280,931	194,567	86,364	30.7%
Other Personnel Expense	13,640	13,640	8,753	4,887	35.8%
Office Expense & Supplies	17,005	17,005	12,325	4,680	27.5%
Telephone & Utilities	3,000	3,000	1,345	1,655	55.2%
Maintenance & Repair	600	3,948	1,848	2,100	53.2%
Professional Services	145,000	140,599	26,339	114,260	81.3%
Other Services & Charges	150,000	150,000	89,227	60,773	40.5%
Other Expenses	5,440	5,440	2,358	3,082	56.7%
Travel	18,000	18,000	13,806	4,194	23.3%
Total	<u>\$ 1,706,107</u>	<u>\$ 1,706,107</u>	<u>\$ 1,033,613</u>	<u>\$ 672,495</u>	39.4%
Total Administration of Justice	<u>\$ 24,343,501</u>	<u>\$ 24,343,632</u>	<u>\$ 14,486,016</u>	<u>\$ 9,857,616</u>	40.5%

	Original FY 2019 / 20 Budget	Adjusted FY 2019 / 20 Budget	Year to Date Activity	Available Balance	Percent of Budget Available
Law Enforcement & Corrections					
3520 District Attorney					
Salaries	\$ 3,560,731	\$ 3,560,731	\$ 2,099,667	\$ 1,461,064	41.0%
Salaries Overtime	10,000	10,000	4,465	5,535	55.4%
Other Salary & Supplements	89,098	90,098	62,887	27,211	30.2%
Employee Benefits	1,316,230	1,316,230	805,059	511,171	38.8%
Other Personnel Expense	24,126	24,126	14,635	9,492	39.3%
Office Expense & Supplies	79,000	79,000	39,202	39,798	50.4%
Telephone & Utilities	6,000	6,000	2,585	3,415	56.9%
Maintenance & Repair	19,200	19,200	7,229	11,971	62.4%
Professional Services	44,328	43,652	24,581	19,071	43.7%
Special Personnel Services	19,500	19,500	3,647	15,853	81.3%
Other Services & Charges	23,310	23,310	18,243	5,067	21.7%
Other Expenses	47,124	47,124	24,392	22,732	48.2%
Travel	32,000	32,000	12,778	19,222	60.1%
Total	\$ 5,270,647	\$ 5,270,971	\$ 3,119,368	\$ 2,151,603	40.8%
3700 County Sheriff					
Salaries	\$ 3,110,366	\$ 3,110,366	\$ 1,904,456	\$ 1,205,910	38.8%
Salaries Overtime	95,000	95,000	98,576	(3,576)	-3.8%
Other Salary & Supplements	126,434	126,434	114,868	11,566	9.1%
Employee Benefits	1,321,691	1,321,691	917,840	403,851	30.6%
Other Personnel Expense	-	-	126	(126)	0.0%
Office Expense & Supplies	47,500	47,500	35,248	12,252	25.8%
Telephone & Utilities	79,119	79,119	51,716	27,403	34.6%
Maintenance & Repair	358,000	358,000	126,978	231,022	64.5%
Professional Services	32,000	37,000	16,962	20,039	54.2%
Special Personnel Services	5,000	5,000	-	5,000	100.0%
Other Services & Charges	1,456,882	1,451,882	172,374	1,279,508	88.1%
Other Expenses	27,646	27,646	12,211	15,435	55.8%
Travel	4,652	4,652	4,705	(53)	-1.1%
Total	\$ 6,664,290	\$ 6,664,290	\$ 3,456,308	\$ 3,207,982	48.1%

	Original FY 2019 / 20 Budget	Adjusted FY 2019 / 20 Budget	Year to Date Activity	Available Balance	Percent of Budget Available
3710 ID Jail Division					
Salaries	\$ 591,882	\$ 591,882	\$ 358,580	\$ 233,302	39.4%
Salaries Overtime	25,000	25,000	25,191	(191)	-0.8%
Other Salary & Supplements	9,780	9,780	6,395	3,385	34.6%
Employee Benefits	258,485	258,485	184,815	73,670	28.5%
Office Expense & Supplies	20,000	20,000	8,124	11,876	59.4%
Maintenance & Repair	500	500	-	500	100.0%
Professional Services	500	500	-	500	100.0%
Other Services & Charges	500	500	-	500	100.0%
Other Expenses	3,181	3,181	1,666	1,515	47.6%
Travel	700	700	-	700	100.0%
Total	\$ 910,528	\$ 910,528	\$ 584,770	\$ 325,758	35.8%
3720 Jail					
Salaries	\$ 10,114,411	\$ 10,114,411	\$ 5,527,861	\$ 4,586,550	45.3%
Salaries Overtime	719,000	719,000	1,637,948	(918,948)	-127.8%
Other Salary & Supplements	248,116	248,116	193,157	54,959	22.2%
Employee Benefits	4,473,431	4,473,431	3,112,626	1,360,805	30.4%
Other Personnel Expense	-	-	3,471	(3,471)	0.0%
Office Expense & Supplies	186,000	163,000	118,003	44,997	27.6%
Food & Kitchen Expenses	1,485,000	1,485,000	766,246	718,754	48.4%
Telephone & Utilities	3,000	3,000	768	2,232	74.4%
Maintenance & Repair	126,500	164,500	112,426	52,074	31.7%
Professional Services	3,000	3,000	-	3,000	100.0%
Special Personnel Services	4,000	4,000	-	4,000	100.0%
Other Services & Charges	181,665	166,665	121,978	44,687	26.8%
Other Expenses	42,262	42,262	21,302	20,960	49.6%
Travel	1,800	1,800	-	1,800	100.0%
Total	\$ 17,588,185	\$ 17,588,185	\$ 11,615,785	\$ 5,972,400	34.0%

	Original FY 2019 / 20 Budget	Adjusted FY 2019 / 20 Budget	Year to Date Activity	Available Balance	Percent of Budget Available
3810 Constable 1					
Salaries	\$ 512,312	\$ 512,312	\$ 328,929	\$ 183,383	35.8%
Salaries Overtime	-	-	5,517	(5,517)	0.0%
Other Salary & Supplements	30,659	30,659	19,133	11,526	37.6%
Employee Benefits	224,706	224,706	155,468	69,238	30.8%
Other Personnel Expense	7,020	7,020	4,680	2,340	33.3%
Office Expense & Supplies	5,100	5,100	3,779	1,321	25.9%
Telephone & Utilities	1,550	1,550	1,046	504	32.5%
Maintenance & Repair	56,528	56,528	32,528	24,000	42.5%
Professional Services	-	-	-	-	0.0%
Other Services & Charges	10,076	10,076	8,662	1,414	14.0%
Other Expenses	1,883	1,883	1,005	878	46.6%
Total	\$ 849,834	\$ 849,834	\$ 560,948	\$ 288,886	34.0%
3820 Constable 2					
Salaries	\$ 500,736	\$ 500,736	\$ 306,475	\$ 194,261	38.8%
Other Salary & Supplements	27,680	27,680	18,850	8,830	31.9%
Employee Benefits	233,125	233,125	169,519	63,606	27.3%
Other Personnel Expense	7,020	7,020	4,680	2,340	33.3%
Office Expense & Supplies	5,743	5,743	3,523	2,220	38.7%
Telephone & Utilities	1,950	1,950	1,345	605	31.0%
Maintenance & Repair	54,338	54,338	23,124	31,214	57.4%
Professional Services	1,900	1,900	1,172	728	38.3%
Other Services & Charges	7,756	7,756	4,284	3,472	44.8%
Other Expenses	2,074	2,074	1,099	975	47.0%
Travel	750	750	-	750	100.0%
Total	\$ 843,072	\$ 843,072	\$ 534,072	\$ 309,000	36.7%

	Original FY 2019 / 20 Budget	Adjusted FY 2019 / 20 Budget	Year to Date Activity	Available Balance	Percent of Budget Available
3830 Constable 3					
Salaries	\$ 345,191	\$ 345,191	\$ 225,524	\$ 119,667	34.7%
Salaries Overtime	9,500	9,500	-	9,500	100.0%
Other Salary & Supplements	16,300	16,300	12,567	3,733	22.9%
Employee Benefits	161,178	161,178	110,074	51,104	31.7%
Other Personnel Expense	7,020	7,020	4,680	2,340	33.3%
Office Expense & Supplies	1,800	1,800	1,406	394	21.9%
Telephone & Utilities	1,910	1,910	748	1,162	60.9%
Maintenance & Repair	44,500	44,500	19,776	24,724	55.6%
Professional Services	1,000	1,000	-	1,000	100.0%
Other Services & Charges	8,643	8,643	3,334	5,309	61.4%
Other Expenses	1,667	1,667	896	771	46.3%
Travel	1,100	1,100	-	1,100	100.0%
Total	\$ 599,809	\$ 599,809	\$ 379,004	\$ 220,805	36.8%
3840 Constable 4					
Salaries	\$ 387,995	\$ 387,995	\$ 238,125	\$ 149,870	38.6%
Salaries Overtime	4,000	4,000	836	3,164	79.1%
Other Salary & Supplements	19,500	19,500	11,935	7,565	38.8%
Employee Benefits	197,725	197,725	126,590	71,135	36.0%
Other Personnel Expense	7,020	7,020	4,680	2,340	33.3%
Office Expense & Supplies	2,200	2,200	572	1,628	74.0%
Food & Kitchen Expenses	100	100	-	100	100.0%
Telephone & Utilities	2,000	2,000	748	1,252	62.6%
Maintenance & Repair	45,657	45,657	13,120	32,537	71.3%
Professional Services	1,000	1,000	-	1,000	100.0%
Other Services & Charges	5,089	5,089	3,817	1,272	25.0%
Other Expenses	-	-	-	-	0.0%
Total	\$ 673,286	\$ 673,286	\$ 400,424	\$ 272,862	40.5%

	Original FY 2019 / 20 Budget	Adjusted FY 2019 / 20 Budget	Year to Date Activity	Available Balance	Percent of Budget Available
3850 Constable 5					
Salaries	\$ 626,588	\$ 626,588	\$ 407,012	\$ 219,576	35.0%
Salaries Overtime	6,338	6,338	725	5,613	88.6%
Other Salary & Supplements	35,239	35,239	25,160	10,079	28.6%
Employee Benefits	305,017	305,017	206,183	98,834	32.4%
Office Expense & Supplies	6,200	6,200	2,315	3,885	62.7%
Telephone & Utilities	3,600	3,600	1,942	1,658	46.0%
Maintenance & Repair	81,240	83,240	35,017	48,223	57.9%
Professional Services	1,500	1,500	425	1,075	71.7%
Other Services & Charges	30,734	28,734	7,926	20,808	72.4%
Other Expenses	2,959	2,959	1,551	1,408	47.6%
Travel	3,200	3,200	442	2,758	86.2%
Total	\$ 1,102,615	\$ 1,102,615	\$ 688,699	\$ 413,916	37.5%
Total Law Enforcement & Corrections	\$ 34,502,266	\$ 34,502,590	\$ 21,339,377	\$ 13,163,213	38.2%
Social Services					
4110 Social Services-Administration					
Salaries	\$ 755,997	\$ 755,997	\$ 454,440	\$ 301,557	39.9%
Salaries Overtime	-	39	39	0	0.2%
Other Salary & Supplements	3,720	3,720	2,432	1,288	34.6%
Employee Benefits	294,432	294,432	180,996	113,436	38.5%
Other Personnel Expense	14,401	14,401	12,684	1,717	11.9%
Office Expense & Supplies	8,100	6,700	3,052	3,648	54.4%
Telephone & Utilities	1,700	1,700	370	1,330	78.2%
Maintenance & Repair	1,000	961	-	961	100.0%
Professional Services	26,511	26,511	138	26,373	99.5%
Special Personnel Services	-	-	-	-	0.0%
Other Services & Charges	38,333	39,733	22,959	16,774	42.2%
Other Expenses	9,626	9,626	4,423	5,203	54.0%
Travel	1,100	1,100	-	1,100	100.0%
Total	\$ 1,154,920	\$ 1,154,920	\$ 681,534	\$ 473,386	41.0%
4120 Direct Social Services					
Food & Kitchen Expenses	\$ 38,000	\$ 38,000	\$ 15,286	\$ 22,714	59.8%
Telephone & Utilities	202,170	202,170	66,145	136,025	67.3%
Other Services & Charges	324,844	324,844	173,419	151,425	46.6%
Total	\$ 565,014	\$ 565,014	\$ 254,850	\$ 310,164	54.9%

	Original FY 2019 / 20 Budget	Adjusted FY 2019 / 20 Budget	Year to Date Activity	Available Balance	Percent of Budget Available
4130 Children Protective Services					
Salaries	\$ 31,803	\$ 31,803	\$ 20,061	\$ 11,743	36.9%
Employee Benefits	18,916	18,916	11,932	6,984	36.9%
Office Expense & Supplies	1,520	1,520	802	718	47.3%
Maintenance & Repair	290	290	-	290	100.0%
Professional Services	400	400	-	400	100.0%
Other Services & Charges	60,000	60,000	28,487	31,513	52.5%
Travel	1,000	1,000	-	1,000	100.0%
Total	\$ 113,929	\$ 113,929	\$ 61,281	\$ 52,648	46.2%
4190 Senior Community Services					
Salaries	\$ 538,867	\$ 538,867	\$ 329,623	\$ 209,244	38.8%
Salaries Overtime	1,000	200	40	160	80.1%
Other Salary & Supplements	29,700	21,900	12,841	9,059	41.4%
Employee Benefits	244,534	244,534	162,307	82,227	33.6%
Office Expense & Supplies	9,500	22,600	19,607	2,993	13.2%
Food & Kitchen Expenses	160,000	167,000	107,449	59,551	35.7%
Telephone & Utilities	5,020	5,020	3,130	1,890	37.7%
Maintenance & Repair	38,500	27,500	17,754	9,746	35.4%
Professional Services	900	400	-	400	100.0%
Other Services & Charges	6,435	6,435	3,216	3,219	50.0%
Other Expenses	5,058	5,058	2,555	2,503	49.5%
Total	\$ 1,039,514	\$ 1,039,514	\$ 658,522	\$ 380,992	36.7%
4195 Hilltop Community Services					
Salaries	\$ 39,291	\$ 39,291	\$ 24,849	\$ 14,442	36.8%
Other Salary & Supplements	-	-	392	(392)	0.0%
Employee Benefits	16,640	16,640	11,003	5,637	33.9%
Office Expense & Supplies	2,500	2,385	1,509	876	36.7%
Maintenance & Repair	300	300	-	300	100.0%
Professional Services	450	450	380	70	15.6%
Other Expenses	1,208	1,208	611	597	49.4%
Total	\$ 60,389	\$ 60,389	\$ 38,744	\$ 21,645	35.8%
4300 Social Mental Services					
Special Personnel Services	43,847	43,847	3,685	40,162	91.6%
Other Services & Charges	98,214	108,214	46,350	61,864	57.2%
Total	\$ 142,061	\$ 152,061	\$ 50,035	\$ 102,026	67.1%
Total Social Services	\$ 3,075,827	\$ 3,085,827	\$ 1,744,965	\$ 1,340,862	43.5%

	Original FY 2019 / 20 Budget	Adjusted FY 2019 / 20 Budget	Year to Date Activity	Available Balance	Percent of Budget Available
Health, Safety & Sanitation					
5100 Emergency Services					
Other Services & Charges	\$ 39,540	\$ 39,540	\$ 10,000	\$ 29,540	74.7%
Total	\$ 39,540	\$ 39,540	\$ 10,000	\$ 29,540	74.7%
5105 Emergency Management					
Salaries	\$ 140,213	\$ 140,213	\$ 86,500	\$ 53,713	38.3%
Salaries Overtime	500	500	6,652	(6,152)	-1230.4%
Other Salary & Supplements	-	-	258	(258)	0.0%
Employee Benefits	47,807	47,807	36,273	11,534	24.1%
Other Personnel Expense	-	-	144	(144)	0.0%
Office Expense & Supplies	4,575	4,575	2,703	1,872	40.9%
Food & Kitchen Expenses	-	-	287	(287)	0.0%
Telephone & Utilities	19,500	19,500	4,547	14,953	76.7%
Maintenance & Repair	6,500	6,500	542	5,958	91.7%
Professional Services	3,500	3,500	344	3,156	90.2%
Other Services & Charges	26,156	26,156	20,215	5,942	22.7%
Other Expenses	650	650	-	650	100.0%
Travel	6,000	6,000	-	6,000	100.0%
Total	\$ 255,401	\$ 255,401	\$ 158,465	\$ 96,936	38.0%
5200 911 Program					
Salaries	\$ 33,543	\$ 33,543	\$ 23,468	\$ 10,075	30.0%
Salaries Overtime	-	-	-	-	0.0%
Other Salary & Supplements	840	840	549	291	34.6%
Employee Benefits	15,558	15,558	10,783	4,775	30.7%
Office Expense & Supplies	523	523	139	384	73.4%
Telephone & Utilities	420	420	-	420	100.0%
Maintenance & Repair	1,100	1,100	44	1,056	96.0%
Professional Services	700	700	-	700	100.0%
Other Services & Charges	566	566	452	114	20.1%
Travel	600	600	-	600	100.0%
Total	\$ 53,850	\$ 53,850	\$ 35,436	\$ 18,414	34.2%

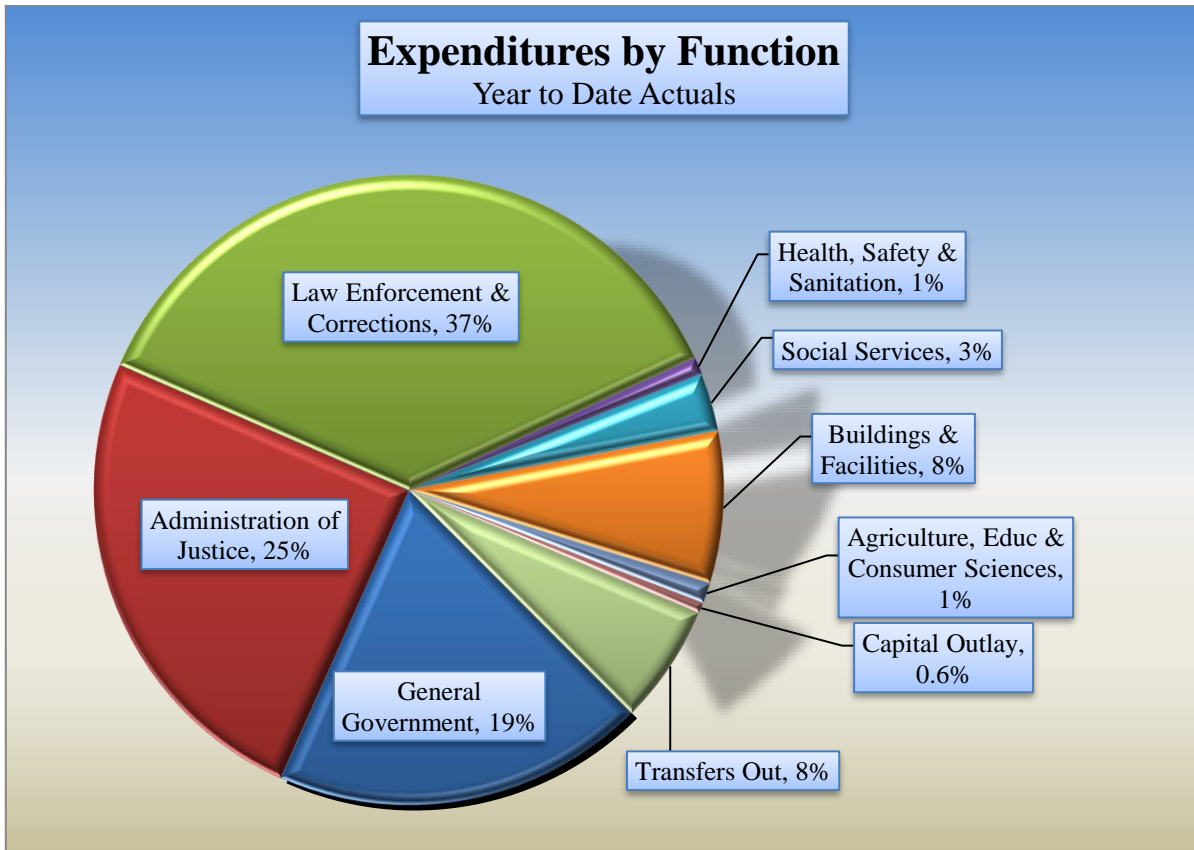
	Original FY 2019 / 20 Budget	Adjusted FY 2019 / 20 Budget	Year to Date Activity	Available Balance	Percent of Budget Available
5220 Environmental Enforcement					
Salaries	\$ 78,603	\$ 78,603	\$ 49,335	\$ 29,268	37.2%
Salaries Overtime	1,000	1,000	-	1,000	100.0%
Other Salary & Supplements	780	780	510	270	34.6%
Employee Benefits	26,923	26,923	17,980	8,943	33.2%
Office Expense & Supplies	775	775	318	457	59.0%
Telephone & Utilities	10,000	10,000	6,400	3,600	36.0%
Maintenance & Repair	10,000	10,000	3,245	6,756	67.6%
Professional Services	11,575	11,575	7,556	4,019	34.7%
Other Services & Charges	2,056	2,056	601	1,455	70.8%
Travel	2,088	2,088	110	1,978	94.7%
Total	\$ 143,800	\$ 143,800	\$ 86,055	\$ 57,745	40.2%
5330 Animal Control					
Salaries	\$ 215,301	\$ 215,301	\$ 135,021	\$ 80,280	37.3%
Salaries Overtime	6,500	6,500	2,281	4,219	64.9%
Other Salary & Supplements	1,560	1,560	1,020	540	34.6%
Employee Benefits	101,480	101,480	69,152	32,328	31.9%
Office Expense & Supplies	2,750	2,750	1,466	1,284	46.7%
Food & Kitchen Expenses	2,500	2,500	86	2,414	96.5%
Telephone & Utilities	6,500	6,500	2,123	4,377	67.3%
Maintenance & Repair	32,499	32,499	11,323	21,176	65.2%
Professional Services	1,350	1,350	576	774	57.3%
Other Services & Charges	15,143	15,143	5,668	9,475	62.6%
Other Expenses	1,143	1,143	565	578	50.6%
Travel	1,000	1,000	301	699	69.9%
Total	\$ 387,726	\$ 387,726	\$ 229,582	\$ 158,144	40.8%
Total Health, Safety & Sanitation	\$ 880,317	\$ 880,317	\$ 519,538	\$ 360,779	41.0%

	Original FY 2019 / 20 Budget	Adjusted FY 2019 / 20 Budget	Year to Date Activity	Available Balance	Percent of Budget Available
Agriculture, Educ & Consumer Scs					
6110 Agricultural Extension					
Salaries	\$ 135,200	\$ 135,200	\$ 79,723	\$ 55,477	41.0%
Salaries Overtime	-	33	33	0	0.0%
Other Salary & Supplements	54,015	54,015	35,710	18,305	33.9%
Employee Benefits	66,869	66,869	40,343	26,526	39.7%
Office Expense & Supplies	4,850	4,817	1,782	3,035	63.0%
Telephone & Utilities	2,200	2,200	1,266	934	42.4%
Maintenance & Repair	14,900	14,900	4,354	10,546	70.8%
Professional Services	1,500	1,500	50	1,450	96.7%
Other Services & Charges	7,136	7,136	4,816	2,320	32.5%
Other Expenses	5,891	5,891	3,009	2,882	48.9%
Travel	12,000	12,000	4,030	7,971	66.4%
Total	\$ 304,561	\$ 304,561	\$ 175,116	\$ 129,445	42.5%
6210 Family & Consumer Sciences					
Salaries	\$ 33,925	\$ 33,925	\$ 21,323	\$ 12,602	37.1%
Other Salary & Supplements	20,975	20,975	14,058	6,917	33.0%
Employee Benefits	20,252	20,252	11,380	8,872	43.8%
Office Expense & Supplies	2,750	2,750	1,823	927	33.7%
Food & Kitchen Expenses	300	300	37	263	87.7%
Telephone & Utilities	2,700	2,700	1,343	1,357	50.3%
Maintenance & Repair	5,000	5,000	1,961	3,039	60.8%
Professional Services	1,000	1,000	-	1,000	100.0%
Other Services & Charges	806	806	370	436	54.1%
Other Expenses	5,891	5,891	3,009	2,882	48.9%
Travel	3,000	3,000	1,520	1,480	49.3%
Total	\$ 96,599	\$ 96,599	\$ 56,822	\$ 39,777	41.2%

	Original FY 2019 / 20 Budget	Adjusted FY 2019 / 20 Budget	Year to Date Activity	Available Balance	Percent of Budget Available
6310 County Library					
Salaries	\$ 296,504	\$ 315,854	\$ 190,984	\$ 124,870	39.5%
Other Salary & Supplements	42,105	14,162	13,288	874	6.2%
Employee Benefits	130,180	138,773	88,991	49,782	35.9%
Other Personnel Expense	17,500	17,500	6,770	10,730	61.3%
Office Expense & Supplies	25,000	19,500	9,353	10,147	52.0%
Telephone & Utilities	1,600	1,600	826	774	48.3%
Maintenance & Repair	4,000	8,500	568	7,932	93.3%
Professional Services	23,000	33,944	27,027	6,917	20.4%
Other Services & Charges	63,000	51,831	34,727	17,104	33.0%
Other Expenses	7,362	7,362	4,263	3,099	42.1%
Travel	5,500	6,725	4,077	2,648	39.4%
Total	\$ 615,751	\$ 615,751	\$ 380,874	\$ 234,877	38.1%
Total Agriculture, Education & Consumer Sciences	\$ 1,016,911	\$ 1,016,911	\$ 612,812	\$ 404,099	39.7%
Capital Outlay					
1900 Capital Outlay					
Office Expense & Supplies	\$ 145,000	\$ 145,000	\$ 37,775	\$ 107,225	73.9%
Maintenance & Repair	85,000	85,000	9,262	75,738	89.1%
Reserve Appropriations	237,695	237,695	-	237,695	100.0%
Capital Outlay	590,000	590,000	272,779	317,221	53.8%
Total	\$ 1,057,695	\$ 1,057,695	\$ 319,817	\$ 737,878	69.8%
Total Capital Outlay	\$ 1,057,695	\$ 1,057,695	\$ 319,817	\$ 737,878	69.8%
Transfers Out					
9110 Transfers					
Operating Transfers-Out	\$ 9,100,936	\$ 9,100,936	\$ 3,572,815	\$ 5,528,121	60.7%
Total	\$ 9,100,936	\$ 9,100,936	\$ 3,572,815	\$ 5,528,121	60.7%
Total Transfers Out	\$ 9,100,936	\$ 9,100,936	\$ 3,572,815	\$ 5,528,121	60.7%
Grand Total General Fund	\$ 105,045,896	\$ 105,045,896	\$ 58,307,579	\$ 46,738,317	44.5%

**Nueces County, Texas
General Fund
May 31, 2020**

**General Fund Expenditures by Function
Year to Date Actuals**



Function	Year to Date Actuals	Percent of Total
General Government	\$11,181,176	19%
Administration of Justice	14,486,016	25%
Law Enforcement & Corrections	21,339,377	37%
Health, Safety & Sanitation	519,538	1%
Social Services	1,744,965	3%
Buildings & Facilities	4,531,063	8%
Agriculture, Educ & Consumer Sciences	612,812	1%
Capital Outlay	319,817	1%
Transfers Out	3,572,815	6%
Total	\$58,307,579	100%

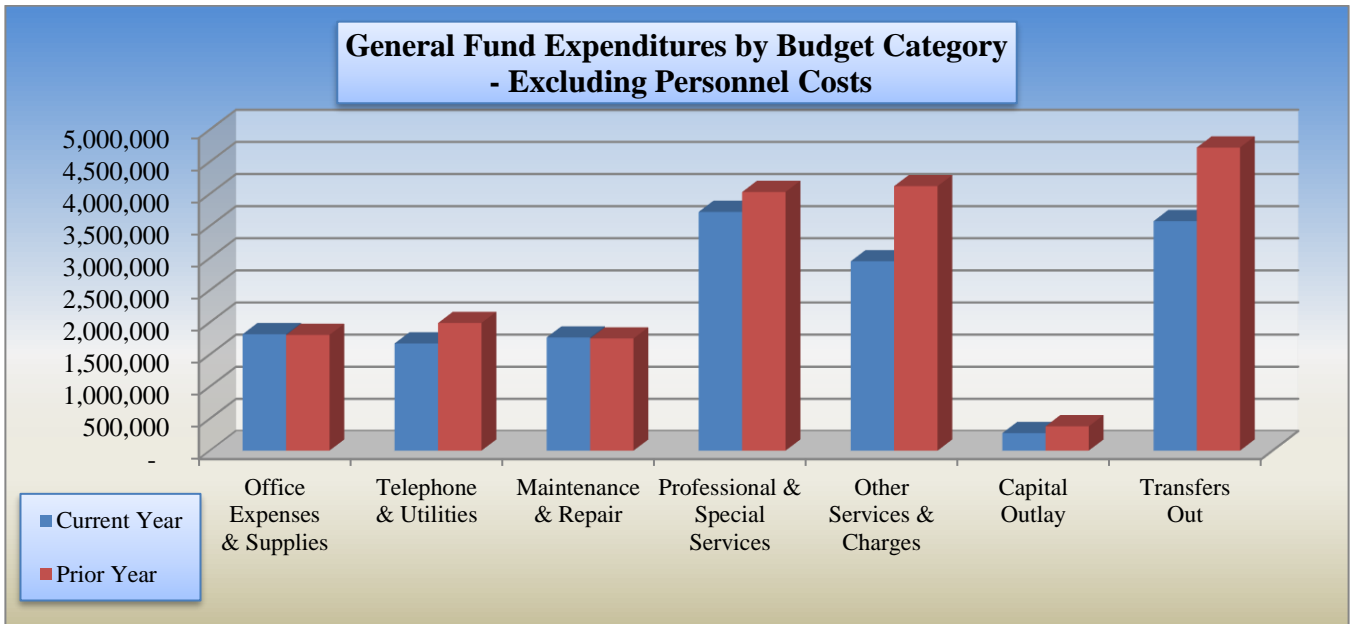
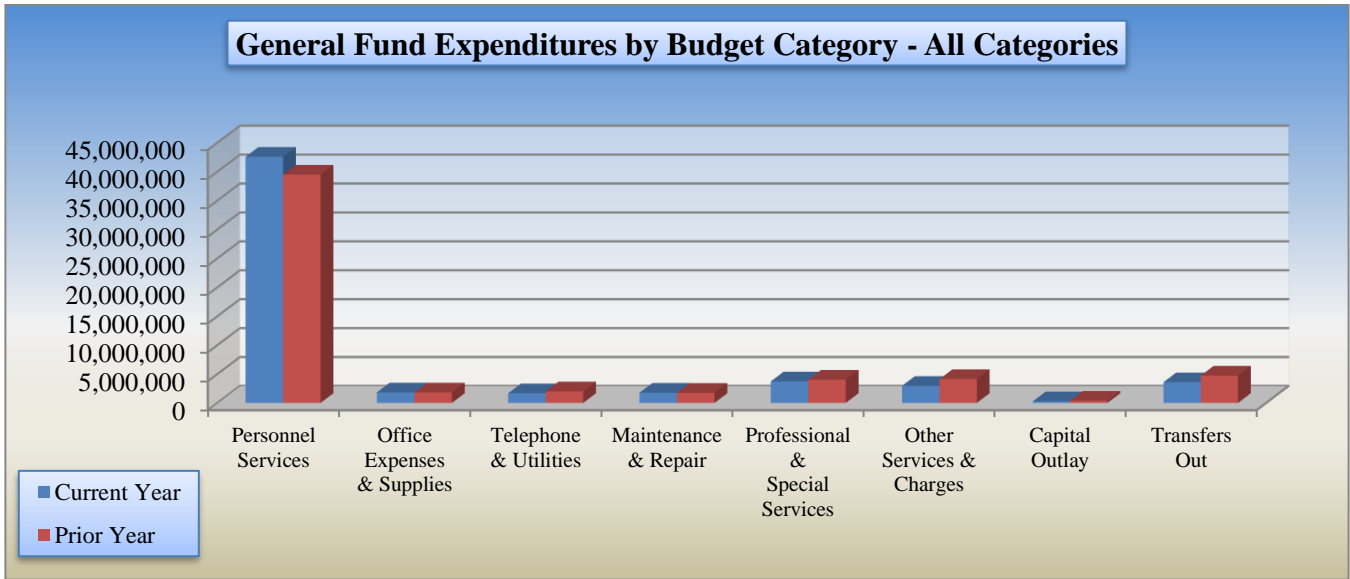
Nueces County, Texas
Comparison of Current Year to Prior Year Expenditures
General Fund
May 2019 vs May 2020

	2019 - 2020 Fiscal Year to Date <u>Actual</u>	2018 - 2019 Prior Year to Date <u>Actual</u>	Increase (Decrease)	Current to Prior Year Percentage Change
Salaries and Supplements	\$ 29,859,416	\$ 27,701,281	\$ 2,158,136	7.8%
Employee Benefits	12,426,142	11,538,903	887,238	7.7%
Other Personnel Expense	268,881	218,816	50,065	22.9%
Office Expense & Supplies	755,502	733,465	22,037	3.0%
Food & Kitchen Expenses	1,057,237	1,067,209	(9,972)	-0.9%
Telephone & Utilities	1,669,226	1,987,310	(318,083)	-16.0%
Maint & Repair	1,761,234	1,745,981	15,253	0.9%
Professional Services	1,680,389	1,198,178	482,211	40.2%
Special Personnel Services	2,036,394	2,828,246	(791,853)	-28.0%
Other Services & Charges	2,598,559	3,689,198	(1,090,639)	-29.6%
Other Expense	236,472	273,986	(37,513)	-13.7%
Travel	112,533	154,148	(41,615)	-27.0%
Capital Outlay	272,779	379,318	(106,539)	-28.1%
Transfer to Other Funds	3,572,815	4,718,402	(1,145,587)	-24.3%
Total General Fund Expenditures	\$ <u>58,307,579</u>	\$ <u>58,234,440</u>	\$ <u>73,138</u>	0.1%

	Personnel Services	Office Expenses & Supplies	Telephone & Utilities	Maintenance & Repair	Professional & Special Services	Other Services & Charges	Capital Outlay	Transfers Out	Total
Current Year	42,554,439	1,812,739	1,669,226	1,761,234	3,716,783	2,947,564	272,779	3,572,815	58,307,579
Prior Year	39,459,000	1,800,674	1,987,310	1,745,981	4,026,424	4,117,332	379,318	4,718,402	58,234,440

**Nueces County, Texas
General Fund
May 31, 2020**

**General Fund 2 Year Comparison
Year to Date Actuals**



Nueces County, Texas
Statement of Expenditures Budget to Actual
Road and Bridge Fund
May 31, 2020

	Original FY 2019/20 Budget	Adjusted FY 2019/20 Budget	Year to Date Activity	Available Balance	Percent of Budget Available
<u>Road & Bridge</u>					
Salaries	\$ 2,911,093	\$ 2,911,093	\$ 1,460,299	\$ 1,450,794	50%
Employee Benefits	1,234,847	1,234,847	724,014	510,833	41%
Other Personnel Expense	10,688	10,688	2,496	8,192	77%
Office Expense & Supplies	16,186	65,286	50,651	14,635	22%
Food & Kitchen Expenses	-	-	-	-	0%
Telephone & Utilities	111,632	111,632	37,879	73,753	66%
Maint & Repair -Equip &	395,000	395,000	286,091	108,909	28%
Gasoline & Fuel	325,000	325,000	107,832	217,168	67%
Maint & Repair -Bldgs & Grounds	110,000	102,900	57,220	45,680	44%
Maint & Repair -Roads & Bridges	2,634,000	2,634,000	1,774,192	859,808	33%
Professional Services	70,000	70,000	35,469	34,531	49%
Reserve Apropriation	100,000	100,000	-	100,000	100%
Other Services & Charges	106,626	99,626	62,030	37,596	38%
Other Expense	61,204	61,204	4,214	56,990	93%
Travel	6,000	6,000	846	5,154	86%
Capital Outlay	527,604	492,604	333,062	159,542	32%
Operating Transfers-Out	16,080	16,080	12,060	4,020	25%
Subtotal - Road & Bridge	\$ 8,635,960	\$ 8,635,960	\$ 4,948,354	\$ 3,687,606	43%
<u>Engineering</u>					
Salaries	\$ 352,552	\$ 355,777	\$ 202,190	\$ 153,587	43%
Salary - Department Head	69,046	69,046	45,678	23,368	34%
Employee Benefits	170,153	170,153	118,296	51,857	30%
Other Personnel Expense	13,800	13,800	2,119	11,681	85%
Office Expense & Supplies	7,550	7,550	2,018	5,532	73%
Maint & Repair -Equip &	3,000	3,000	1,275	1,725	57%
Gasoline / Fuel	3,500	3,500	1,625	1,875	54%
Professional Services	22,966	19,741	1,848	17,894	91%
Other Services & Charges	13,145	13,145	11,156	1,989	15%
Travel	-	-	-	-	0%
Travel	4,000	4,000	-	4,000	100%
Capital Outlay	8,000	8,000	-	8,000	100%
Subtotal Engineering	\$ 667,712	\$ 667,712	\$ 386,204	\$ 281,508	42%
Road & Bridge Operating Net	\$ 7,968,248	\$ 7,968,248	\$ 4,562,150	\$ 3,406,098	
<u>Road Right of Way</u>					
Professional Services	\$ -	\$ -	\$ -	\$ -	0%
Other Services & Charges	128,296	128,296	-	128,296	100%
Subtotal - Road Right of Way	\$ 128,296	\$ 128,296	\$ -	\$ 128,296	100%
Total Expenditures Road & Bridge	\$ 9,431,968	\$ 9,431,968	\$ 5,334,557	\$ 4,097,411	43%

Nueces County, Texas
Comparison of Current Year to Prior Year Expenditures
Road and Bridge Fund
May 2019 vs May 2020

<u>Road & Bridge</u>	2019 - 20 Fiscal Year to Date <u>Actual</u>	2018 - 19 Prior Year to Date <u>Actual</u>	Increase (Decrease)	Current to Prior Year Percentage Change
Salaries	\$ 1,708,167	\$ 1,640,556	\$ 67,611	4.1%
Employee benefits	842,310	818,645	23,665	2.9%
Other Personnel Expense	4,615	13,981	(9,366)	-67.0%
Office Expense & Supplies	52,669	12,331	40,338	327.1%
Telephone & Utilities	37,879	34,667	3,212	9.3%
Maintenance & Repair	2,228,235	1,425,272	802,963	56.3%
Professional Services	37,316	34,994	2,322	6.6%
Other Services & Charges	73,186	56,554	16,632	29.4%
Other Expense	4,214	6,311	(2,097)	-33.2%
Travel	846	2,357	(1,512)	-64.1%
Capital Outlay	333,062	482,484	(149,422)	-31.0%
Transfer to Other Funds	12,060	12,060	-	0.0%
Total Expenditures Road & Bridge	\$ <u>5,334,557</u>	\$ <u>4,540,212</u>	\$ <u>794,345</u>	17.5%

Nueces County, Texas
Statement of Expenditures Budget to Actual
Inland and Coastal Parks Fund
May 31, 2020

	Original FY 2019/20 Budget	Adjusted FY 2019/20 Budget	Year to Date Activity	Remaining Balance	Percent of Budget Available
<u>Inland Parks</u>					
Salaries	\$ 835,539	\$ 852,539	\$ 501,322	\$ 351,217	41.2%
Employee Benefits	402,772	402,772	270,207	132,565	32.9%
Office Expense & Supplies	12,051	28,051	27,954	98	0.3%
Telephone & Utilities	197,520	197,520	82,712	114,808	58.1%
Maint & Repair - Equip & Veh	50,000	50,000	46,579	3,421	6.8%
Gasoline/Fuel	55,000	55,000	19,741	35,259	64.1%
Maint & Repair - Bldg & Grounds	223,499	185,499	46,264	139,235	75.1%
Professional Services	5,000	5,000	655	4,345	86.9%
Other Services & Charges	41,366	46,366	30,251	16,115	34.8%
Other Expense	1,011	1,011	565	446	44.1%
Travel	1,000	1,000	478	522	52.2%
Capital Outlay	153,556	153,556	-	153,556	100.0%
Total Expenditures - Inland Parks	\$ 1,978,314	\$ 1,978,314	\$ 1,026,727	\$ 951,587	48.1%
<u>Coastal Parks</u>					
Salaries	\$ 902,357	\$ 902,357	\$ 500,576	\$ 401,781	44.5%
Employee Benefits	362,941	362,941	246,242	116,699	32.2%
Other Personnel Expense	-	-	-	-	0.0%
Office Expense & Supplies	22,200	22,200	17,736	4,464	20.1%
Telephone & Utilities	585,000	585,000	182,264	402,736	68.8%
Maint & Repair - Equip & Veh	30,000	60,000	39,967	20,033	33.4%
Gasoline/Fuel	33,428	33,428	2,162	31,266	93.5%
Maint & Repair - Bldg & Grounds	194,000	113,500	73,756	39,744	35.0%
Professional Services	70,000	40,000	601	39,399	98.5%
Special Personnel Services	4,900	4,900	-	4,900	100.0%
Other Services & Charges	430,614	430,614	179,493	251,121	58.3%
Other Expense	89,138	73,838	3,149	70,689	95.7%
Travel	4,000	4,000	-	4,000	100.0%
Capital Outlay	56,565	56,565	30,780	25,785	45.6%
Subtotal - Coastal Parks	\$ 2,785,143	\$ 2,689,343	\$ 1,276,727	\$ 1,412,616	52.5%
<u>Beach Improvements</u>					
Salaries	\$ 40,000	\$ 40,000	\$ -	\$ 40,000	100.0%
Office Expense & Supplies	-	-	100	(100)	0.0%
Maint & Repair - Equip & Veh	20,000	20,000	-	20,000	100.0%
Maint & Repair - Bldg & Grounds	20,000	20,000	5,833	14,167	70.8%
Professional Services	20,000	20,000	-	20,000	100.0%
Other Expense	-	5,000	4,922	78	1.6%
Other Services & Charges	-	-	120	(120)	0.0%
Contingency Appropriations	128,186	128,186	-	128,186	100.0%
Subtotal - Beach Improvements	\$ 228,186	\$ 233,186	\$ 10,974	\$ 222,212	95.3%
<u>Pier Fund</u>					
Salaries	\$ 81,767	\$ 81,767	\$ 21,366	\$ 60,401	73.9%
Employee Benefits	6,825	6,825	1,721	5,104	74.8%
Telephone & Utilities	3,700	3,700	1,414	2,286	61.8%
Maint & Repair Bldg & Grounds	3,500	83,500	51,844	31,656	37.9%
Other Services & Charges	1,000	1,500	576	924	61.6%
Other Expense	-	10,300	10,231	69	0.7%
Transfer to Other Funds	200,000	200,000	-	200,000	100.0%
Subtotal - Pier Fund	\$ 296,792	\$ 387,592	\$ 87,151	\$ 300,441	77.5%
Total Expenditures - Coastal Parks	\$ 3,310,121	\$ 3,310,121	\$ 1,374,853	\$ 1,935,268	58.5%

Nueces County, Texas
Comparison of Current Year to Prior Year Expenditures
Inland and Coastal Parks Fund
May 2019 vs May 2020

	2019 - 20 Fiscal Year to Date Activity	2018 - 19 Prior Year to Date Activity	Increase (Decrease)	Current to Prior Year Percentage Change
<u>Inland Parks</u>				
Salaries	\$ 501,322	\$ 431,958	\$ 69,364	16%
Employee Benefits	270,207	250,392	19,814	8%
Office Expense & Supplies	27,954	10,698	17,256	161%
Telephone & Utilities	82,712	94,418	(11,706)	-12%
Maintenance & Repair	92,843	105,869	(13,027)	-12%
Gasoline/Fuel	19,741	35,619	(15,878)	-45%
Professional Services	655	1,650	(995)	-60%
Other Services & Charges	30,251	22,759	7,491	33%
Other Expense	565	619	(54)	-9%
Capital Outlay	-	84,300	(84,300)	-100%
Total Expenditures - Inland Parks	\$ 1,026,727	\$ 1,038,283	\$ (11,556)	-1%
<u>Coastal Parks</u>				
Salaries	\$ 500,576	\$ 402,933	\$ 97,644	24%
Employee Benefits	246,242	192,283	53,959	28%
Other Personnel Expense	-	-	-	0%
Office Expense & Supplies	17,736	18,913	(1,177)	-6%
Telephone & Utilities	182,264	250,803	(68,539)	-27%
Maintenance & Repair	115,885	132,980	(17,094)	-13%
Professional Services	601	500	101	20%
Special Personnel Services	-	1,400	(1,400)	-100%
Other Services & Charges	179,493	125,022	54,471	44%
Other Expense	3,149	7,773	(4,624)	-59%
Travel	-	1,831	(1,831)	-100%
Capital Outlay	30,780	29,975	805	3%
Subtotal - Coastal Parks	\$ 1,276,727	\$ 1,164,412	\$ 112,315	10%
<u>Beach Improvements</u>				
Office Expense & Supplies	\$ 100	\$ -	\$ 100	0%
Maint & Repair	5,833	2,404	3,428	143%
Professional Services	-	24,500	(24,500)	-100%
Other Services & Charges	120	-	120	0%
Other Expense	4,922	-	4,922	0%
Subtotal - Beach Improvements	\$ 10,974	\$ 26,904	\$ (15,930)	-59%
<u>Pier Fund</u>				
Salaries	\$ 21,366	\$ 28,199	\$ (6,833)	-24%
Employee Benefits	1,721	2,281	(560)	-25%
Telephone & Utilities	1,414	2,362	(947)	-40%
Maint & Repair Bldg & Grounds	51,844	1,060	50,784	4790%
Other Services & Charges	576	139	437	315%
Other Expense	10,231	-	10,231	0%
Transfer to Other Funds	-	215,000	(215,000)	-100%
Subtotal - Pier Fund	\$ 87,151	\$ 249,040	\$ (161,889)	-65%
Total Expenditures Coastal Parks	\$ 1,374,853	\$ 1,440,357	\$ (65,504)	-5%

Nueces County, Texas
Statement of Expenditures Budget to Actual
Airport Fund
May 31, 2020

	Original FY 2019/20 Budget	Adjusted FY 2019/20 Budget	Year to Date Activity	Balance	Percent of Budget Available
Airport					
Salaries	\$ 43,077	\$ 43,077	\$ 28,152	\$ 14,925	34.6%
Employee Benefits	18,282	18,282	13,208	5,074	27.8%
Other Personnel Expense	1,440	1,440	941	499	34.6%
Office Expense & Supplies	4,500	4,500	902	3,598	79.9%
Telephone & Utilities	36,248	36,248	11,459	24,789	68.4%
Maintenance & Repair - Equipment & Vehicles	2,000	1,780	4	1,776	99.8%
Gasoline/Fuel	2,000	2,000	-	2,000	100.0%
Maintenance & Repair - Bldg & Grounds	29,109	29,109	19,417	9,692	33.3%
Professional Services	6,785	6,785	1,627	5,158	76.0%
Contingency Appropriations	29,924	29,924	-	29,924	100.0%
Other Services & Charges	5,439	5,439	3,622	1,817	33.4%
Other Expense	1,298	1,298	641	657	50.6%
Travel	2,000	-	-	-	0.0%
Capital Outlay	10,000	12,220	-	12,220	100.0%
Transfer to Other Funds	50,000	50,000	6,150	43,850	87.7%
Total Expenditures Airport	\$ 242,102	\$ 242,102	\$ 86,125	\$ 155,977	64.4%

Nueces County, Texas
Comparison of Current Year to Prior Year Expenditures
Airport Fund
May 2019 vs May 2020

	2019 - 20 Fiscal Year to Actual	2018 - 19 Prior Year to Actual	Increase (Decrease)	Current to Prior Year Percentage Change
Airport				
Salaries	\$ 28,152	\$ 26,942	\$ 1,210	4.5%
Employee Benefits	13,208	12,579	630	5.0%
Other Personnel Expense	941	-	941	0.0%
Office Expense & Supplies	902	7,263	(6,361)	-87.6%
Telephone & Utilities	11,459	12,520	(1,060)	-8.5%
Maintenance & Repair - Bldg & Grounds	19,417	22,725	(3,308)	-14.6%
Professional Services	1,627	2,732	(1,105)	-40.4%
Other Services & Charges	3,622	3,615	6	0.2%
Other Expense	641	798	(156)	-19.6%
Travel	-	1,127	(1,127)	-100.0%
Transfer to Other Funds	6,150	20,339	(14,189)	-69.8%
Total Expenditures Airport	\$ 86,125	\$ 110,640	\$ (24,515)	-22.2%

Nueces County, Texas
Commissioners Court – Special Revenue
May 31, 2020

	Original FY 2019/20 Budget	Adjusted FY 2019/20 Budget	Year to Date Activity	Available Balance
<u>County Judge - Department 0136</u>				
5220 Food & Kitchen Expense	\$ -	\$ 575	\$ 575	\$ -
5300 Professional Services Expense	-	25,000	-	25,000
5305 Administrative & Consultant Fees	-	-	14,583	(14,583)
5350 Contingency Appropriation	467,469	432,037	-	432,037
5410 Other Services & Charges	20,000	25,000	23,085	1,915
5540 Travel Expenses	-	4,857	2,390	2,467
Total Expenditures	\$ 487,469	\$ 487,469	\$ 40,634	\$ 446,835
<u>Commissioner Precinct 1 - Department 1387</u>				
5350 Contingency Appropriation	\$ 434,663	\$ 434,663	\$ -	\$ 434,663
5410 Other Services & Charges	20,000	20,000	9,947	10,053
5443 Inter-Local Agreements	-	-	-	-
Total Expenditures	\$ 454,663	\$ 454,663	\$ 9,947	\$ 444,716
<u>Commissioner Precinct 2 - Department 0137</u>				
5230 Telephone & Utilities	\$ -	\$ 747	\$ 747	\$ (0)
5260 Maint & Repair-Bldgs & Grounds	-	-	131	(131)
5350 Contingency Appropriation	158,906	158,159	-	158,159
5410 Other Services & Charges	20,000	18,500	13,989	4,511
Total Expenditures	\$ 178,906	\$ 177,406	\$ 14,868	\$ 162,538
<u>Commissioner Precinct 2 - Department 1300</u>				
5350 Contingency Appropriation	\$ 3,554	\$ 3,554	\$ -	\$ 3,554
5680 Non-Capital Outlay <\$5,000	-	-	-	-
Total Expenditures	\$ 3,554	\$ 3,554	\$ -	\$ 3,554
<u>Commissioner Precinct 3 - Department 1388</u>				
5210 Office Expense & Supplies	\$ -	\$ -	\$ 211	\$ (211)
5270 Maint & Repair-Roads & Bridges	-	600	342	258
5350 Contingency Appropriation	421,050	414,159	-	414,159
5410 Other Services & Charges	20,000	20,000	18,399	1,601
5610 Capital Outlay	-	6,291	6,191	100
Total Expenditures	\$ 441,050	\$ 441,050	\$ 25,143	\$ 415,907
<u>Commissioner Precinct 4 - Department 0138</u>				
5300 Professional Services Expense	\$ -	\$ 5,500	\$ 339	\$ 5,161
5305 Administrative & Consultant Fees	-	-	5,000	(5,000)
5350 Contingency Appropriation	238,237	227,609	-	227,609
5410 Other Services & Charges	20,000	24,500	22,500	2,000
5540 Travel Expenses	-	628	628	(0)
Total Expenditures	\$ 258,237	\$ 258,237	\$ 28,467	\$ 229,770
Total	\$ 1,823,879	\$ 1,822,379	\$ 119,059	\$ 1,703,320

Nueces County, Texas
Commissioners Court - Diabetes Funds
For the 8 Months Ended May 31, 2020

County Judge Diabetic Fund - Project 511005		
	FY 19 - 20 Appropriations	\$ <u>10,000</u>
	Total Diabetes Expenses	<u>-</u>
	Available Balance	\$ <u>10,000</u>
Commissioner Precinct 1 - Project 511001		
	FY 19 - 20 Appropriations	\$ 10,000
5443	Interlocal Agreement	<u>(6,000)</u>
	Total Diabetes Expenses	<u>(6,000)</u>
	Available Balance	\$ <u>4,000</u>
Commissioner Precinct 2 - Project 511002		
	FY 19 - 20 Appropriations	\$ 10,000
5221	Food & Edible Items	(41)
5225	Kitchen Supplies & Tools	(27)
5443	Interlocal Agreement	<u>(5,500)</u>
	Total Diabetes Expenses	<u>(5,568)</u>
	Available Balance	\$ <u>4,432</u>
Commissioner Precinct 3 - Project 511003		
	FY 19 - 20 Appropriations	\$ 10,000
5443	Interlocal Agreement	<u>(3,000)</u>
	Total Diabetes Expenses	<u>(3,000)</u>
	Available Balance	\$ <u>7,000</u>
Commissioner Precinct 4 - Project 511004		
	FY 19 - 20 Appropriations	\$ 10,000
	Total Diabetes Expenses	<u>-</u>
	Available Balance	\$ <u>10,000</u>
	Total Annual Diabetes Fund	\$ 50,000
	Total Year-to-Date Expenses	<u>(14,568)</u>
	Available Balance	\$ <u><u>35,432</u></u>

Nueces County, Texas
Commissioners Court - RTA Funds
May 31, 2020

Project Code	Description	Adjusted Budget	Prior Years Expenditure	Current Year Expenditure	Current Encumbrance	RTA Budget Balance
County Judge						
130900	County Judge	109,864	25,000	-	37,575	47,289
	County Judge	<u>109,864</u>	<u>25,000</u>	<u>-</u>	<u>37,575</u>	<u>47,289</u>
Commissioner Precinct 1						
130901	Commissioner Precinct	169,667	-	-	-	169,667
	Commissioner Precinct	<u>169,667</u>	<u>-</u>	<u>-</u>	<u>-</u>	<u>169,667</u>
Commissioner Precinct 2						
130902	Commissioner Precinct	82,071	-	-	-	82,071
	Commissioner Precinct	<u>82,071</u>	<u>-</u>	<u>-</u>	<u>-</u>	<u>82,071</u>
Commissioner Precinct 3						
130903	Commissioner Precinct	135,851	71,625	3,000	-	61,226
	Commissioner Precinct	<u>135,851</u>	<u>71,625</u>	<u>3,000</u>	<u>-</u>	<u>61,226</u>
Commissioner Precinct 4						
130904	Commissioner Precinct	139,939	10,956	123,213	-	5,769
	Commissioner Precinct	<u>139,939</u>	<u>10,956</u>	<u>123,213</u>	<u>-</u>	<u>5,769</u>
Total RTA Funds		<u>637,392</u>	<u>107,581</u>	<u>126,213</u>	<u>37,575</u>	<u>366,023</u>

SCHEDULES

(Unaudited)

Nueces County, Texas
Statement of Transfers In and Out by Fund
May 31, 2020

		Transfers In	Transfers Out
<u>I & S Debt Service Fund</u>			
	Special Revenue Fund	630,000	-
<u>General Fund</u>			
	Airport Fund	-	30,000
	Coastal Parks Fund	-	350,000
	Inland Park Fund	-	800,000
	Main Grant Fund	-	14,315
	Special Revenue Fund	-	1,828,500
	Stadium Fairgrnds	-	550,000
<u>Road Fund</u>			
	Airport Fund	-	12,060
<u>Special Revenue Fund</u>			
	Debt Srvc Fund (I&S)	-	630,000
	General Fund	1,828,500	-
	Main Grant Fund	4,589	18,657
	Special Revenue Fund	1,500	1,500
<u>Stadium/Fairgrounds Fund</u>			
	General Fund	550,000	-
<u>Airport Fund</u>			
	General Fund	30,000	-
	Main Grant Fund	-	6,150
	Road Fund	12,060	-
<u>Inland Parks Fund</u>			
	General Fund	800,000	-
<u>Coastal Parks Fund</u>			
	General Fund	350,000	-
<u>Main Grant Fund</u>			
	Airport Fund	6,150	-
	Capital Projects	-	-
	General Fund	14,315	-
	Special Revenue Fund	18,657	4,589
Total Financing Uses		\$ 4,245,772	\$ 4,245,772

Nueces County, Texas
Capital Projects Budget to Actual
May 31, 2020

Project Code	Description	Adjusted Project Budget	Prior Years Expenditures	Current Year Expenditures	Capitol Project Budgets Balance
County Judge					
19010500	Capital Proj Fund (Co Judge)	\$310,383	\$146,812	\$-	\$163,571
19010501	Juvenile Prob Facility Repair	77,250	77,250	-	-
19193000	Airport Improvements	1,215,105	73,353	-	1,141,752
19193001	Airport Terminal Building	913,507	913,507	-	0
19193002	Airport Apron Expansion	543,927	543,927	-	-
19193003	NC Capital Improvement Program	99,500	99,500	-	-
19193004	Envir, Planning & Mitigation	150,000	-	-	150,000
19213000	County Judge	350,000	-	-	350,000
19213001	Courthouse/Cyber Security	300,000	-	144,525	155,475
19237001	Bob Hall Pier Inspection	114,907	-	103,416	11,491
County Judge		\$4,074,579	\$1,854,349	\$247,941	\$1,972,289
Commissioner Precinct 1					
19010600	Capital Proj Fund (Pct 1)	\$400,000	\$137,855	\$-	\$262,145
19152502	Precinct 1 Channel Maintenance	487,537	440,118	47,419	(0)
19176001	Commissioner PCT 1 Unallocated	61,191	-	-	61,191
19194000	Commissioner PCT 1	70,906	-	-	70,906
19194002	LBaseII Youth Sports Complex	1,000,000	689,667	-	310,333
19214000	Commissioner Pct 1	437,337	-	-	437,337
19214001	Haven Park	125,000	114,052	-	10,948
Commissioner Precinct 1		\$2,581,971	\$1,381,692	\$47,419	\$1,152,860
Commissioner Precinct 2					
19010700	Capital Proj Fund (Pct 2)	\$383,033	\$125,015	\$3,995	\$254,023
19010701	Mobile Emergency Oper Center	32,227	-	21,235	10,992
19152503	Precinct 2 Channel Maintenance	236,986	236,986	-	0
19195000	Commissioner PCT 2	66,120	-	-	66,120
19195001	Bishop Fire Station Renovation	304,935	304,935	-	-
19195002	Amistad Veterans Memorial Park	250,000	185,064	-	64,936
19195003	Bishop Library Renovations	358,462	358,462	-	-
19195004	Bishop Senior Center Improveme	199,144	199,144	-	-
19195005	Petronila Retention Pond	750,000	29,663	-	720,338
19195006	Road Improvements	1,050,000	332,387	210,574	507,039
19195007	Bishop Bldg Re-Roofing	21,339	-	21,339	-
19215000	Commissioner Pct 2	842,590	-	-	842,590
19215001	Tierra Grande Drainage Study	41,240	38,466	2,774	-
19215002	Bush Street Facility Fence	116,170	-	116,170	-
Commissioner Precinct 2		\$4,652,246	\$1,810,121	\$376,086	\$2,466,039
Commissioner Precinct 3					
19010800	Capital Proj Fund(Pct 3)	\$400,000	\$-	\$-	\$400,000
19152504	Prc 3 Channel Maintenance	688,154	688,154	-	-
19159002	CR 36 Improvments	46,463	-	-	46,463
19196000	Commissioner PCT 3	10,169	-	-	10,169
19196002	CR 36 Improvments	1,701,352	1,658,819	-	42,533
19216000	Commissioner Pct 3	662,323	-	-	662,323
19216001	Berlanga FEMA Repairs	298,167	298,167	-	-
19216002	Agua Dulce Baseball Improvement	39,510	-	39,510	-
Commissioner Precinct 3		\$3,846,138	\$2,645,140	\$39,510	\$1,161,489

Nueces County, Texas
Capital Projects Budget to Actual
May 31, 2020

Project Code	Description	Adjusted Project Budget	Prior Years Expenditures	Current Year Expenditures	Capitol Project Budgets Balance
Commissioner Precinct 4					
19010400	Rd Dist IV Projects	\$5,674,438	\$3,902,725	\$238,488	\$1,533,224
19010401	I.B. Magee Park	1,954,464	149,788	1,777,631	27,044
19010402	Padre Balli Park Imp	327,190	327,190	-	-
19010900	Capital Proj Fund(Pct 4)	279,451	200,000	-	79,451
19010901	Mngmt Servcs I.B. Magee	130,500	-	48,431	82,069
19010902	Bob Hall Pier-ADA Ramp Upgrade	12,460	-	12,460	-
19010903	Parker Pool-Flour Bluff (Gen Fnd)	-	-	-	-
19150101	I.B. Magee RV Park Improvement	138,426	-	138,426	(0)
19197000	Commissioner PCT 4	-	-	-	-
19197001	I.B. Magee Park	949,297	204,331	744,966	-
19197002	Padre Balli Park Imp ('15)	1,156,203	1,156,203	-	0
19197005	Parker Pool-Flour Bluff ('15)	175,000	103,862	51,903	19,235
19197006	London County Park	-	-	-	-
19197007	CR 43 Improvements	100,000	-	-	100,000
19197008	CR 33 Improvements	200,000	-	-	200,000
19197009	London Drainage	200,000	-	-	200,000
19197010	Port A Observation Deck	600,000	-	32,831	567,169
19197011	Port A Observation Deck	44,555	-	44,555	-
19210006	Padre Balli Park Imp ('16)	150,000	150,000	-	-
19217000	Commissioner Pct. 4	837,182	-	-	837,182
19217002	Parker Pool - Flour Bluff ('16)	52,097	-	52,097	-
19217003	Mobile Messaging Board	15,277	-	15,277	-
	Commissioner Precinct 4	\$12,996,540	\$6,194,100	\$3,157,066	\$3,645,374
Fairgrounds Upgrades & Repairs					
19013800	Arena HVAC System	\$718,611	\$655,206	\$-	\$63,404
19013801	FEMA-RMB Fairgrounds Match	31,389	-	-	31,389
	Fairgrounds Upgrades & Repairs	\$750,000	\$655,206	\$-	\$94,794
Main Jail Renovations					
19013100	Jail Water Pump	\$24,000	\$11,200	\$-	\$12,800
19014500	Sheriff / Jail Fence & Gate	29,975	29,975	-	-
	Main Jail Renovations	\$53,975	\$41,175	\$-	\$12,800

Nueces County, Texas
Capital Projects Budget to Actual
May 31, 2020

Project Code	Description	Adjusted Project Budget	Prior Years Expenditures	Current Year Expenditures	Capitol Project Budgets Balance
McKinzie Jail Renovations					
19170003	McKinzie Annex Expansion ('07)	\$100,000	\$100,000	\$-	\$-
19174012	McKinzie Annex Dormitories	179,107	179,107	-	-
19174013	McKinzie Annex Fire Alarm	450,000	446,188	975	2,838
19191000	McKinzie Annex Expansion ('15)	2,228,331	2,222,258	4,422	1,650
19210003	McKinzie Annex Expansion ('16)	227,446	225,170	2,276	(0)
19210008	McKinzie Annex Fire Alarm (16)	838,272	569,686	205,585	63,001
	McKinzie Jail Renovations	\$4,023,157	\$3,742,410	\$213,259	\$67,488
Information Technology Systems					
19170004	Jail Management ('07)	\$265,518	\$265,518	\$-	\$-
19178001	Case Management System	5,735,000	5,684,352	6,805	43,843
19178005	Website System Upgrade	257,306	172,735	31,681	52,890
19178019	IP Telephone System	1,304,055	1,123,057	-	180,998
19178023	Network Audio/Video Upgrade	84,404	-	-	84,404
19218002	Dist. Clerk Redaction	50,033	-	-	50,033
19218003	Social Service Mgmt Software	110,000	106,455	-	3,545
19218004	Tax Office Queuing System	100,000	-	-	100,000
19218005	Jail Management ('16)	1,330,000	1,224,405	-	105,595
19218006	IT Switch Upgrade	150,000	16,428	1,857	131,715
19218007	Document Management Systems	24,200	16,966	-	7,234
19218008	Datacenter Server Replacement	70,000	-	-	70,000
19218009	Network Awareness Software	95,000	34,177	-	60,823
19218010	NeoGov HR Software Agreement	56,963	56,963	-	-
19218011	iOS Cache Server ('16 CO)	727	727	-	-
19218012	OpenGov Budgeting Software	99,967	99,967	-	-
19218022	WiFi Replacement & Upgrade	77,309	-	77,309	0
19228000	IT Unallocated ('17)	50,000	-	-	50,000
19228001	IT Cloud	350,000	316,200	20,873	12,927
19231252	Fairgrounds Firewall	43,261	-	26,784	16,477
19238001	Software as a Service	117,099	-	37,867	79,232
	Information Technology Systems	\$11,693,424	\$10,440,531	\$203,175	\$1,049,717

Nueces County, Texas
Capital Projects Budget to Actual
May 31, 2020

Project Code	Description	Adjusted Project Budget	Prior Years Expenditures	Current Year Expenditures	Capitol Project Budgets Balance
ADA Improvements					
19013700	ADA Upgrades	\$222,355	\$222,355	\$-	\$-
19190005	Hilltop/Bill Bode ADA Imp('15)	94,258	94,258	-	-
19192000	ADA Improvements	2,233,851	1,802,945	30,511	400,394
19192001	Bishop Bldg ADA Imp	185,670	37,450	-	148,220
19192002	Banquete Bldg ADA Imp	129,820	-	-	129,820
19192003	Berlanga Bldg ADA Imp	110,247	-	-	110,247
19192004	Agua Dulce Bldg/Fire Station ADA	203,490	-	-	203,490
19212001	Courthouse ADA Improvements	4,244,883	6,539	72,451	4,165,893
19212002	Hilltop/Bill Bode ADA Imp (16)	1,580,094	1,568,707	10,606	782
19212004	Polston Bldg ADA Imp	291,802	-	-	291,802
19212006	Robstown Comm ADA Imp	221,568	-	-	221,568
19212010	Bishop Comm ADA Imp	109,820	15,403	-	94,417
19222000	ADA Unallocated	1,000,000	-	-	1,000,000
	ADA Improvements	\$10,627,858	\$3,747,658	\$113,568	\$6,766,633
Airport Projects					
19011600	Airport Hangars	\$655,088	\$655,088	\$-	\$-
	Airport Projects	\$655,088	\$655,088	\$-	\$-
Road Bridge & Drainage					
19219000	Road, Bridge & Drainage	\$1,000,000	\$10,781	\$-	\$989,219
19229000	R & B Unallocated	200,000	-	200,000	-
19239501	Drainage Master Plan	108,000	-	-	108,000
19239502	NB Environmental Srvy Phase 1	188,989	-	-	188,989
	Road Bridge & Drainage	\$1,496,989	\$10,781	\$200,000	\$1,286,208

Nueces County, Texas
Capital Projects Budget to Actual
May 31, 2020

Project Code	Description	Adjusted Project Budget	Prior Years Expenditures	Current Year Expenditures	Capitol Project Budgets Balance
Buildings & Facilities					
19013621	JP 2-1 Bldg Renovation	\$92,370	\$92,370	\$-	\$-
19014200	Sr Comm Services (Roof)	35,000	27,450	-	7,550
19014220	Bill Bode Bldg Roof Replacement	38,149	-	-	38,149
19014300	Berlanga Sr Bldg (Repairs)	50,000	6,194	-	43,806
19014400	4-Yard Improvements	199,533	64,572	130,686	4,275
19014600	Dom Ht Water CtHse/Jail	24,000	24,000	-	-
19015000	Bishop Bldg. Emer Generator	28,946	-	28,946	-
19015100	Equip. & Furn. 5th Flr MP Room	24,405	-	4,770	19,634
19151126	Records Warehouse HVAC	-	-	-	-
19151127	Bishop Re-Roof	18,582	-	18,582	-
19151128	5th Floor Bldg. Renovatn (04)	53,575	-	33,910	19,665
19171001	IT Data Center Condenser ('07)	78,703	78,703	-	-
19191001	5th Floor Bldg. Engineering 15	18,112	-	13,584	4,528
19211000	Building & Facility Renovation	6,200	4,580	-	1,620
19211001	Courthouse Skylight Replace	53,314	-	-	53,314
19211003	Waco St - Emergency Gen	830,705	143,028	-	687,678
19211004	Hilltop Roof Replacement	1,400,000	82,345	10	1,317,645
19211005	Robstown Comm. Center Reparis	65,000	-	-	65,000
19211006	Berlanga Bldg Repair	55,000	-	-	55,000
19211008	METASYS System	80,366	80,366	-	-
19211014	Web Based Control HVAC	281,698	277,448	-	4,250
19211015	5th Floor Courthouse HVAC	46,400	46,400	-	-
19211016	IT Data Center Condenser ('16)	26,772	26,772	-	-
19211017	Evidence Room	37,917	-	16,033	21,884
19211018	4-Yard Improvements	65,000	-	47,317	17,683
19211019	Architect/Engineer Services	144,880	-	58,200	86,680
19211020	Bill Bode Bldg Roof Replacement	60,500	-	-	60,500
19231565	Medical Examiner Facility Plan	103,500	-	48,525	54,975
19231850	Animal Care Building Study	22,000	-	-	22,000
19231975	IB Magee Multipurpose Building	1,500,000	-	-	1,500,000
19231976	IB Magee Temp Ofc Bldg.	50,000	-	8,832	41,168
	Buildings & Facilities	\$5,490,625	\$954,227	\$409,394	\$4,127,003
County Parks					
19012100	Hazel Bazemore Clean-up	\$504,059.00	\$451,753.77	\$-	\$52,305.23
19153322	Hilltop Park Enhancement	112,272	112,272	-	-
19153328	Amistad Park Walking Trail	10,001	-	-	10,001
19153402	Hazel Bazemore Park Imp.	54,293	-	-	54,293
19221000	Inland Park Repairs Unallocated	266,189	-	-	266,189
	County Parks	\$946,813	\$564,026	\$-	\$382,787

Nueces County, Texas
Capital Projects Budget to Actual
May 31, 2020

Project Code	Description	Adjusted Project Budget	Prior Years Expenditures	Current Year Expenditures	Capitol Project Budgets Balance
Individual Projects					
19010100	Misc Projects	\$2,356,538	\$1,215,689	\$-	\$1,140,849
19012700	Major Capital Proj Contingency	420,547	420,241	-	306
19012701	Def Eco Adj Assist Grant	255,000	-	-	255,000
19013000	Computers DA, Sheriff & Const	446,542	446,542	-	-
19014800	Central Jury Room Upgrades	49,891	-	49,891	-
19014900	Library Tech Upgrades	58,982	-	33,338	25,644
19170000	2007 CO's Unallocated	59,418	-	-	59,418
191900	2015 Certificate of Obligation	642,314	238,902	-	403,412
19201000	Harbor Bridge Project	12,000,000	12,000,000	-	-
19210000	2016 Certificate of Obligation	1,055,668	259,576	-	796,092
19220000	2017 CO Unallocated	3,308,502	3,231,260	-	77,243
19230000	2019 Tax Note Unallocated	28,303,636	-	309,732	27,993,903
19231001	Courthouse/Jail Chiller Proj	1,825,191	-	1,674,093	151,098
19231002	Bishop Building Re-Roofing	99,241	-	99,241	-
19231003	Jail Elevators	784,916	-	392,458	392,458
19231005	Courthouse Tower Elevator	1,656,022	-	828,011	828,011
19231006	Ext Crths Safety Measures	190,245	-	85,733	104,512
19231007	Ext Cths Remediation	240,054	-	23,465	216,589
19238501	Metrocom Radio Replacement	2,167,995	-	722,665	1,445,330
19238502	Body Cameras and Tasers	182,742	-	-	182,742
19238901	Dist Clerk Records Imaging	2,000,000	-	-	2,000,000
19239001	CR 67 FRM SH44 TO CR28	161,550	-	82,595	78,955
19239002	CR 69 CR 52 TO ROBST LIM	50,959	-	32,450	18,509
19239003	CR 73 FM 624 RCK ISL DRV	105,597	-	68,777	36,820
19239005	CR 48 from FM1889 to CR69	63,030	-	36,829	26,201
19239006	CR 22 from SH286 to CR51	121,157	-	10,803	110,354
19239007	CR 49 from FM43 to FM244	109,911	-	12,272	97,639
	Individual Projects	\$58,887,871	\$17,930,741	\$4,511,836	\$36,445,293
Total Capital Projects		\$122,777,273	\$52,627,245	\$9,519,254	\$60,630,774

Capital Projects Totals by Funding Source

Project Funding Source	Adjusted Project Budget	Prior Years Expenditures	Current Year Expenditures	Capital Project Budgets Balance
2004 Certificate of Obligation	\$1,850,498	\$1,477,530	\$238,336	\$134,632
2007 Certificate of Obligation	9,897,284	9,372,242	39,461	485,581
2015 Certificate of Obligation	17,975,613	11,248,637	1,154,684	5,572,292
2015 State Infrastructure Bond	12,000,000	12,000,000	-	-
2016 Certificate of Obligation	19,154,398	5,473,573	861,997	12,818,828
2017 Certificate of Obligation	5,174,691	3,547,460	220,873	1,406,358
2019 Tax Note	40,310,000	-	4,604,548	35,705,452
General Fund	16,414,789	9,507,804	2,399,355	4,507,630
Total Capital Projects	\$122,777,273	\$52,627,245	\$9,519,254	\$60,630,774



Nueces County
Summary of Revenue Reports
 For revenue reports received for May 2020



as of June 30, 2020

The monthly revenue reports have been received and proofed by the County Auditor's Office, where they are on file for inspection. The monthly revenue reports are respectfully presented to the Commissioners Court for approval, in accordance with LGC 114.002, 114.043, and 114.044. Reports are considered late after the 25th of the following month.

DEPT.	CODE	DEPARTMENT	DEPARTMENT HEAD	Last 6 months % Timely	May-20	
					REPORT STATUS	LAST REPORT
					✓ Received	SUBMITTED
	0160	Airport Fund	John Cox	100.00%	✓	
	5330	Animal Control	Juan Ramirez	100.00%	✓	
	0180	Coastal Management	Scott Cross	100.00%	✓	
	1180	County Clerk Collections	Kara Sands	100.00%	✓	
	1160	County Clerk Fee Account	Kara Sands	100.00%	✓	
	1170	County Clerk Treasury	Kara Sands	100.00%	✓	
	3700	County Sheriff - Bond Account	John Hooper	100.00%	✓	
	3700	County Sheriff - Civil Account	John Hooper	100.00%	✓	
	1324	County Sheriff - Inmate Benefit	John Hooper	66.67%	✓	
	3720	County Sheriff - Inmate Trust Account	John Hooper	83.33%	✓	
	1329	County Sheriff-Federal Narcotics	John Hooper	100.00%	✓	
	3021	CountyClerk School Fund	Kara Sands	100.00%	✓	
	3530	District Clerk- Child Support	Anne Lorentzen	33.33%	Not received	April - 2020
	3530	District Clerk Fee Operating Account	Anne Lorentzen	0.00%	Not received	January - 2020
	3530	District Clerk-Criminal Bond Registry	Anne Lorentzen	33.33%	Not received	April - 2020
	3530	District Clerk-Invested Trust Accounts	Anne Lorentzen	33.33%	Not received	April - 2020
	3530	District Clerk-Registry Accts.# 1 & 2	Anne Lorentzen	33.33%	Not received	April - 2020
	0140	Fairgrounds Stadium	Edward Herrera	100.00%	✓	
	1356	Hilltop Community Center	Edward Herrera	100.00%	✓	
	3480	Juvenile Probation	Homer Flores	100.00%	✓	
	0150	Law Library	Ida Garza	100.00%	✓	
	3890	Medical Examiner	Dr. Ray Fernandez	100.00%	✓	
	1370	Robstown & SanJuan Parks	Edward Herrera	100.00%	✓	
	4190	Senior Community Services	Edward Herrera	100.00%	✓	
TAX ASSESSOR-COLLECTOR						
	1200	Proration Account	Kevin Kieschnick	100.00%	✓	
	1200	Monthly Collected Taxes	Kevin Kieschnick	100.00%	✓	
	1200	Gen. Services Account	Kevin Kieschnick	100.00%	✓	
	1200	Motor Vehicle Account (2)	Kevin Kieschnick	100.00%	✓	
	1200	Property Tax Acct	Kevin Kieschnick	100.00%	✓	
	1200	V I T Escrow	Kevin Kieschnick	100.00%	✓	
	1200	IRP Funds	Kevin Kieschnick	100.00%	✓	



Nueces County
Summary of Revenue Reports
 For revenue reports received for May 2020



as of June 30, 2020

The monthly revenue reports have been received and proofed by the County Auditor's Office, where they are on file for inspection. The monthly revenue reports are respectfully presented to the Commissioners Court for approval, in accordance with LGC 114.002, 114.043, and 114.044. Reports are considered late after the 25th of the following month.

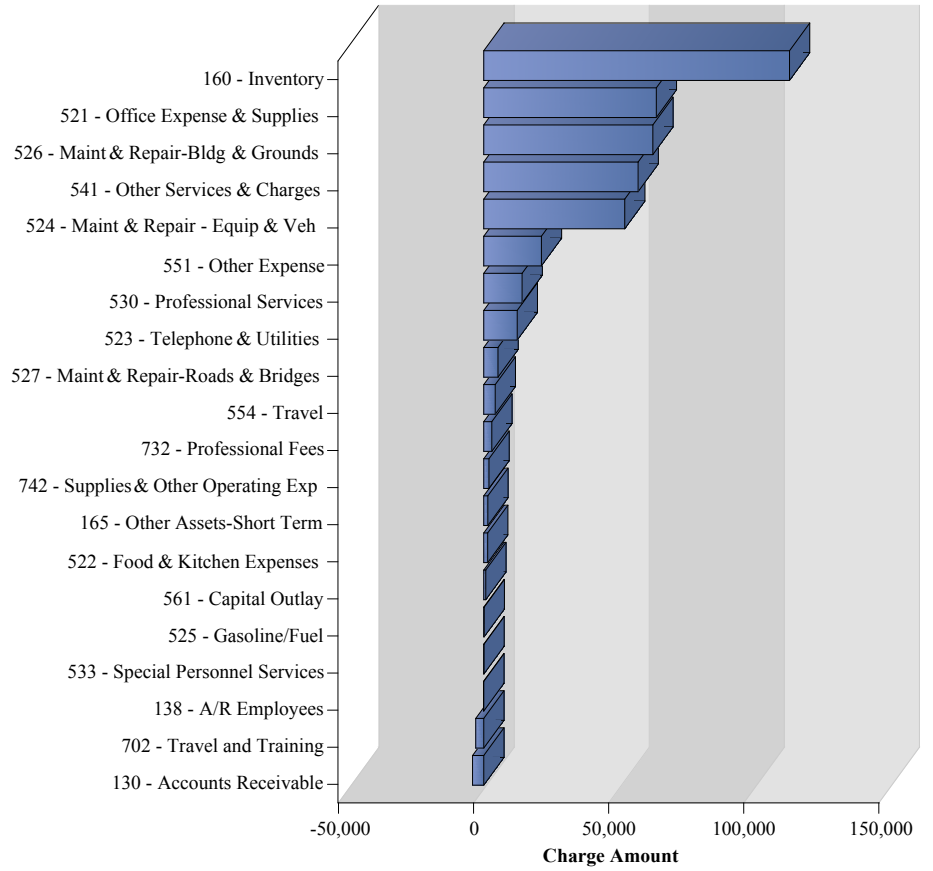
DEPT.			Last 6 months	May-20 REPORT STATUS	LAST REPORT
<u>CODE</u>	<u>DEPARTMENT</u>	<u>DEPARTMENT HEAD</u>	<u>% Timely</u>	<u>✓ Received</u>	<u>SUBMITTED</u>
JUSTICES OF THE PEACE					
3600	Precinct 1, Place 1	Judge Joe Benavides	100.00%	✓	
3610	Precinct 1, Place 2	Judge Henry Santana	100.00%	✓	
3613	Precinct 1, Place 3	Judge Robert Balderas	100.00%	✓	
3621	Precinct 2, Place 1	Judge Jo Woosley	100.00%	✓	
3622	Precinct 2, Place 2	Judge Thelma Rodriguez	100.00%	✓	
3630	Precinct 3	Judge Larry Lawrence	100.00%	✓	
3640	Precinct 4	Judge Duncan Neblett, Jr.	100.00%	✓	
3650	Precinct 5-1	Judge Robert Gonzalez	100.00%	✓	
3655	Precinct 5-2	Judge Armando B. Gonzalez, Jr.	100.00%	✓	
CONSTABLES					
3810	Precinct 1	Robert M. Cisneros	100.00%	✓	
3820	Precinct 2	Michell Clark	100.00%	✓	
3830	Precinct 3	Jimmy Rivera	100.00%	✓	
3840	Precinct 4	Robert W. Sherwood	100.00%	✓	
3850	Precinct 5	Fred Flores III	100.00%	✓	

Procurement

(Unaudited)

Nueces County, Texas
PCard Transaction Totals by Budget Category
All Funds
May 2020

	Amount
160 - Inventory	113,169
521 - Office Expense & Supplies	63,870
526 - Maint & Repair-Bldg & Grounds	62,580
541 - Other Services & Charges	57,126
524 - Maint & Repair - Equip & Veh	52,177
551 - Other Expense	21,335
530 - Professional Services	14,188
523 - Telephone & Utilities	12,388
527 - Maint & Repair-Roads & Bridges	5,259
554 - Travel	4,243
732 - Professional Fees	2,970
742 - Supplies & Other Operating Exp	1,922
165 - Other Assets-Short Term	1,501
522 - Food & Kitchen Expenses	1,449
561 - Capital Outlay	740
525 - Gasoline/Fuel	153
533 - Special Personnel Services	60
138 - A/R Employees	-85
702 - Travel and Training	-2,973
130 - Accounts Receivable	-4,149
Total	407,924



Nueces County, Texas
PCard Transaction Totals by Budget Category, Key Code
All Funds
May 2020

Budget Category	Key Code	Amount
160 - Inventory	1500 - Inventory - Supplies	111,140.76
	1550 - Inventory - Commodities	2,028.57
	Total	113,169.33
521 - Office Expense & Supplies	5211 - Office Expenses & Supplies	51,354.00
	5680 - Non Capital Outlay < \$5000	5,968.34
	5212 - Central Supply Charges	1,844.82
	5681 - Security Video Equip & Supply	1,102.00
	5216 - Gulf Coast Mailing	988.40
	5218 - Books, Magzs & Subscriptions	978.52
	5219 - Reimb Office Exp & Supplies	750.96
	5217 - Postage & Fed Express	735.37
	5215 - Postage Equipment Rentals	148.00
	Total	63,870.41
526 - Maint & Repair-Bldg & Grounds	5268 - Parts, Supplies & Misc	32,591.25
	5265 - Mechanical Systems Repairs	18,602.84
	5261 - Buildings-Maintenance & Repair	10,774.25
	5264 - Landscape & Grounds M&R	440.24
	5262 - Janitorial & Misc Supplies	171.40
	Total	62,579.98
541 - Other Services & Charges	5449 - Burial/Cremation Expense	13,636.00
	5447 - Membrships,Dues,Certifications	10,372.94
	5427 - Clinical & Hygienic Supplies	9,504.46
	5425 - Child's Clothing & Supplies	8,675.00
	5417 - Employee Service Awards	3,084.95
	5440 - Inmate General Supplies	2,880.05
	5444 - Law Enforcement Supplies	2,182.93
	5414 - Advertisemnts & Public Notices	1,766.00
	5463 - Wearing Apparel Expenses	1,581.89
	5438 - General Operating Supplies	804.41
	5424 - Books & Subscriptions Inventory	669.05
	5435 - Equipment Rentals	530.19
	5433 - Educational & Demo Supplies	391.35
	5455 - Services - Other	327.50
	5453 - Recreation Supplies	249.60
	5459 - Transportation of Persons	190.90
	5442 - Investigation Costs	151.00
	5437 - Fees & Permits	112.03
5462 - Video & Recording Expenses	15.98	

Nueces County, Texas
PCard Transaction Totals by Budget Category, Key Code
All Funds
May 2020

Budget Category	Key Code	Amount
541 - Other Services & Charges	Total	57,126.23
524 - Maint & Repair - Equip & Veh	5249 - Car Repairs, Supplies & Srvc	23,812.76
	5252 - Heavy Motor Equip & Mach M&R	17,713.38
	5255 - Tools & Supplies	4,163.98
	5254 - Equip Maint. & Repairs	2,378.55
	5256 - PC Maintenance & Repairs	1,340.12
	5250 - Shop-Oil,Tires,Antifrz,Filters	1,079.32
	5257 - Hardware Srvc & Maintenance	817.43
	5248 - Car Accessories	737.50
	5247 - Car Wash & Cleaning Expense	133.81
		Total
551 - Other Expense	5517 - Copiers/Print Shop Costs	21,335.34
	Total	21,335.34
530 - Professional Services	5306 - Empl Evals/Testing	11,672.75
	5311 - Software Srvc & Maintenance	1,814.13
	5320 - Soil Tests & Other	854.00
	5317 - Training Exps-Inhouse, Cntract	674.00
	5304 - Prescription Drugs	73.19
	5302 - Education Registration Fees	-900.00
	Total	14,188.07
523 - Telephone & Utilities	5236 - InterNet Fees-T-1-ISDN	5,539.39
	5237 - Utilities - Direct Clients	4,336.69
	5238 - TXU Electric Assistance	1,295.39
	5239 - Tipping & Dump Fees	911.25
	5231 - Telephone Utility Expense	291.17
	5229 - Content Streaming Services	14.06
	Total	12,387.95
527 - Maint & Repair-Roads & Bridges	5274 - Parts & Supplies	3,784.38
	5276 - Road Sign Materials	1,475.00
	Total	5,259.38
554 - Travel	5542 - Travel, Food & Lodging	4,242.71
	Total	4,242.71
732 - Professional Fees	7327 - Educational-Registration Fee	2,970.00
	Total	2,970.00
742 - Supplies & Other Operating Exp	7421 - Office Expense & Supplies	1,736.41
	7448 - Educational Supplies	180.00
	7450 - Freight	5.99
	Total	1,922.40

Nueces County, Texas
PCard Transaction Totals by Budget Category, Key Code
All Funds
May 2020

Budget Category	Key Code	Amount
165 - Other Assets-Short Term	1660 - Utility Pre-Payments PCard	1,500.57
	Total	1,500.57
522 - Food & Kitchen Expenses	5221 - Food & Edible Items	1,226.90
	5222 - Food for Animals	222.00
	Total	1,448.90
561 - Capital Outlay	5686 - IT Fixed Asset Exception Items	739.69
	Total	739.69
525 - Gasoline/Fuel	5241 - Gasoline-Credit Card & Bulk	153.31
	Total	153.31
533 - Special Personnel Services	5343 - Transcripts & Interpreters	59.70
	Total	59.70
138 - A/R Employees	1418 - A/R - Employees	-84.99
	Total	-84.99
702 - Travel and Training	7022 - Mileage - Out of County	-2,973.00
	Total	-2,973.00
130 - Accounts Receivable	1472 - Charge Customer A/R	6,333.83
	1439 - Accounts Rec. Witness Expense	341.55
	1409 - A/R CREDIT CARDS	-10,824.04
	Total	-4,148.66
Total		407,924.17

Nueces County, Texas
PCard Transaction Totals by Budget Category, Key Code and Department
All Funds
May 2020

			Amount
Budget Category	Key Code	Department	
160 - Inventory	1500 - Inventory - Supplies	1270 - County Purchasing	111,140.76
		Total	111,140.76
	1550 - Inventory - Commodities	0180 - Coastal Parks Department	1,304.85
		0182 - Pier Funds	723.72
		Total	2,028.57
	Total		113,169.33
521 - Office Expense & Supplies	5211 - Office Expenses & Supplies	3720 - Jail	15,546.81
		0170 - Inland Park Fund	9,970.82
		1120 - County Judge	3,301.93
		3520 - District Attorney	3,152.94
		3530 - District Clerk	2,471.77
		0180 - Coastal Parks Department	2,136.69
		6310 - County Library	1,513.10
		3490 - Juvenile Detention	1,100.03
		3890 - Medical Examiner	1,030.98
		1240 - Information Technology	732.45
		1200 - Tax Assessor - Collector	727.25
		3700 - County Sheriff	683.42
		3610 - Justice of the Peace 1-2	638.00
		4190 - Senior Community Services	594.16
		1160 - County Clerk	576.45
		3492 - Juvenile Justice Post-Adjudica	576.45
		3621 - Justice of the Peace 2-1	551.70
		6210 - Family & Consumer Sciences	513.79
		2449 - AgriLife Ext-Hog Abatement Prg	507.14
		3480 - Juvenile Probation	503.14
		0120 - Road & Bridge Fund	486.52
		3850 - Constable 5	429.87
		1389 - Nueces County Dev Commission	385.62
		1545 - Keach Library Building	370.68
		2150 - TSLAC 2020 Special Projects	362.43
		3600 - Justice of the Peace 1-1	289.00
		1122 - Grants Administration	281.84
3075 - Contract Elections	270.43		
1170 - County Clerk Treasury	251.15		
1190 - County Clerk Elections	244.69		
0104 - Disaster Recovery	212.22		
2820 - State Aid-Grant	209.50		

Nueces County, Texas
PCard Transaction Totals by Budget Category, Key Code and Department
All Funds
May 2020

Budget Category	Key Code	Department	Amount
521 - Office Expense & Supplies	5211 - Office Expenses & Supplies	1030 - County Commissioner Prec 3	166.07
		6110 - Agricultural Extension	125.00
		1470 - Records Management Department	84.73
		1130 - County Attorney	69.82
		3250 - Magistrate/ DWI Drug Court	48.45
		1180 - Co Clerk Collections	48.08
		1250 - County Auditor	46.37
		1040 - County Commissioner Prec 4	39.28
		0370 - Metropolitan Planning Org	29.99
		3340 - 117th District Court	25.98
		3820 - Constable 2	24.98
		3830 - Constable 3	13.95
		3360 - 214th District Court	8.33
		Total	51,354.00
		5680 - Non Capital Outlay < \$5000	1901 - General Capital Projects
	2449 - AgriLife Ext-Hog Abatement Prg		699.98
	3092 - Vector Control		498.00
	Total		5,968.34
	5212 - Central Supply Charges	0104 - Disaster Recovery	1,225.90
		3340 - 117th District Court	232.84
		3820 - Constable 2	204.64
		4190 - Senior Community Services	142.45
		3380 - 347th District Court	38.99
		Total	1,844.82
	5681 - Security Video Equip & Supply	0120 - Road & Bridge Fund	1,102.00
		Total	1,102.00
	5216 - Gulf Coast Mailing	1200 - Tax Assessor - Collector	564.32
		3530 - District Clerk	114.40
		1160 - County Clerk	74.56
		3520 - District Attorney	52.72
		1170 - County Clerk Treasury	40.56
		1180 - Co Clerk Collections	37.96
		3480 - Juvenile Probation	14.40
		3370 - 319th District Court	10.16
		3150 - County Court at Law 5	9.72
		3700 - County Sheriff	9.48
		3140 - County Court at Law 4	9.28
		1130 - County Attorney	7.40

Nueces County, Texas
PCard Transaction Totals by Budget Category, Key Code and Department
All Funds
May 2020

Budget Category	Key Code	Department	Amount	
521 - Office Expense & Supplies	5216 - Gulf Coast Mailing	1250 - County Auditor	6.48	
		3110 - County Court at Law 1	5.76	
		3380 - 347th District Court	4.88	
		3120 - County Court at Law 2	4.64	
		3075 - Contract Elections	4.24	
		1490 - CSCD Cook Building	3.52	
		3610 - Justice of the Peace 1-2	2.40	
		3600 - Justice of the Peace 1-1	2.20	
		3340 - 117th District Court	1.88	
		3810 - Constable 1	1.80	
		3310 - 28th District Court	1.68	
		0120 - Road & Bridge Fund	0.96	
		3350 - 148th District Court	0.52	
		3130 - County Court at Law 3	0.44	
		1245 - Human Resources	0.32	
		3360 - 214th District Court	0.28	
		1030 - County Commissioner Prec 3	0.24	
		3330 - 105th District Court	0.24	
		3490 - Juvenile Detention	0.20	
		1020 - County Commissioner Prec 2	0.16	
		1120 - County Judge	0.16	
		1270 - County Purchasing	0.16	
		1240 - Information Technology	0.08	
		1285 - General Administration	0.08	
	3006 - Dispute Resolutions	0.08		
	4130 - Children Protective Services	0.04		
		Total	988.40	
		5218 - Books, Magzs & Subscriptions	3820 - Constable 2	380.00
			3810 - Constable 1	330.00
			2509 - Hurricane PHCR-Vector Control	260.00
			1130 - County Attorney	8.52
			0180 - Coastal Parks Department	0.00
			Total	978.52
		5219 - Reimb Office Exp & Supplies	0140 - County Stadium	750.96
			Total	750.96
		5217 - Postage & Fed Express	3092 - Vector Control	574.55
			1122 - Grants Administration	85.62
	1130 - County Attorney		60.80	

Nueces County, Texas
PCard Transaction Totals by Budget Category, Key Code and Department
All Funds
May 2020

Budget Category	Key Code	Department	Amount	
521 - Office Expense & Supplies	5217 - Postage & Fed Express	3840 - Constable 4	14.40	
		Total	735.37	
	5215 - Postage Equipment Rentals	0180 - Coastal Parks Department	148.00	
		Total	148.00	
	Total		63,870.41	
526 - Maint & Repair-Bldg & Grounds	5268 - Parts, Supplies & Misc	0180 - Coastal Parks Department	9,828.24	
		1570 - Building Superintendent	9,320.89	
		0104 - Disaster Recovery	5,561.86	
		0170 - Inland Park Fund	4,181.42	
		1915 - 04 CO's R&B Bldg Improvements	1,254.52	
		0182 - Pier Funds	774.88	
		1760 - Robstown Community Building	327.74	
		3490 - Juvenile Detention	325.26	
		0181 - Beach Improvement Fund	309.15	
		4190 - Senior Community Services	253.19	
		1590 - Hilltop Facility	199.41	
		0120 - Road & Bridge Fund	196.90	
		0160 - Airport Fund Administration	57.79	
		Total	32,591.25	
	5265 - Mechanical Systems Repairs	1570 - Building Superintendent	18,340.09	
		0180 - Coastal Parks Department	262.75	
		Total	18,602.84	
	5261 - Buildings-Maintenance & Repair	1570 - Building Superintendent	6,113.03	
		0104 - Disaster Recovery	1,973.00	
		0180 - Coastal Parks Department	1,270.21	
		1240 - Information Technology	728.01	
		2110 - RoutineAirportMaintProg	630.00	
		0160 - Airport Fund Administration	60.00	
		Total	10,774.25	
	5264 - Landscape & Grounds M&R	0120 - Road & Bridge Fund	316.55	
		3700 - County Sheriff	123.69	
		Total	440.24	
	5262 - Janitorial & Misc Supplies	0120 - Road & Bridge Fund	113.48	
		3720 - Jail	57.92	
		Total	171.40	
	Total		62,579.98	
	541 - Other Services & Charges	5449 - Burial/Cremation Expense	4120 - Direct Social Services	12,715.00
			2170 - Tx Vet Comm Vet Asst	921.00

Nueces County, Texas
PCard Transaction Totals by Budget Category, Key Code and Department
All Funds
May 2020

Budget Category	Key Code	Department	Amount
541 - Other Services & Charges	5449 - Burial/Cremation Expense	Total	13,636.00
	5447 - Memberships,Dues,Certifications	3520 - District Attorney	8,017.00
		1130 - County Attorney	1,892.00
		1121 - CCMGT Support	240.00
		0181 - Beach Improvement Fund	120.00
		6110 - Agricultural Extension	76.94
		4110 - Social Services-Administration	27.00
		Total	10,372.94
	5427 - Clinical & Hygienic Supplies	0104 - Disaster Recovery	9,361.53
		3492 - Juvenile Justice Post-Adjudica	79.42
		2170 - Tx Vet Comm Vet Asst	55.02
		3490 - Juvenile Detention	8.49
		Total	9,504.46
	5425 - Child's Clothing & Supplies	4130 - Children Protective Services	8,675.00
		Total	8,675.00
	5417 - Employee Service Awards	1285 - General Administration	2,555.00
		1280 - Employees' Benefits	495.00
		1328 - CH 59 Forfeiture Funds-DA	34.95
		Total	3,084.95
	5440 - Inmate General Supplies	3720 - Jail	3,110.00
		3490 - Juvenile Detention	55.80
		3492 - Juvenile Justice Post-Adjudica	-285.75
		Total	2,880.05
	5444 - Law Enforcement Supplies	1330 - State Awrdd Sheriff	1,149.48
		1324 - Inmate Commissary Fund	847.50
		3700 - County Sheriff	185.95
		Total	2,182.93
	5414 - Advertisemnts & Public Notices	4130 - Children Protective Services	1,766.00
		Total	1,766.00
	5463 - Wearing Apparel Expenses	0104 - Disaster Recovery	918.37
		0170 - Inland Park Fund	491.08
1590 - Hilltop Facility		108.48	
5330 - Nueces County Animal Services		63.96	
Total		1,581.89	
5438 - General Operating Supplies	3092 - Vector Control	469.24	
	0180 - Coastal Parks Department	275.71	
	0120 - Road & Bridge Fund	41.30	
	5330 - Nueces County Animal Services	18.16	

Nueces County, Texas
PCard Transaction Totals by Budget Category, Key Code and Department
All Funds
May 2020

Budget Category	Key Code	Department	Amount
541 - Other Services & Charges	5438 - General Operating Supplies	Total	804.41
	5424 - Books & Subscriptions Inventory	3850 - Constable 5	370.00
		6310 - County Library	299.05
		Total	669.05
	5435 - Equipment Rentals	0120 - Road & Bridge Fund	347.97
		1570 - Building Superintendent	182.22
		Total	530.19
	5433 - Educational & Demo Supplies	0370 - Metropolitan Planning Org	292.50
		3492 - Juvenile Justice Post-Adjudica	119.96
		3480 - Juvenile Probation	-21.11
		Total	391.35
	5455 - Services - Other	2820 - State Aid-Grant	327.50
		Total	327.50
	5453 - Recreation Supplies	3490 - Juvenile Detention	175.78
		3492 - Juvenile Justice Post-Adjudica	73.82
		Total	249.60
	5459 - Transportation of Persons	3700 - County Sheriff	190.90
		Total	190.90
	5442 - Investigation Costs	3520 - District Attorney	151.00
		Total	151.00
	5437 - Fees & Permits	0120 - Road & Bridge Fund	62.50
		0180 - Coastal Parks Department	19.75
		3810 - Constable 1	7.50
5105 - Emergency Management		7.50	
5330 - Nueces County Animal Services		7.50	
3850 - Constable 5		7.28	
Total		112.03	
5462 - Video & Recording Expenses	3490 - Juvenile Detention	15.98	
	Total	15.98	
Total			57,126.23
524 - Maint & Repair - Equip & Veh	5249 - Car Repairs, Supplies & Srvc	3700 - County Sheriff	4,658.08
		0170 - Inland Park Fund	4,314.84
		0120 - Road & Bridge Fund	3,481.28
		3850 - Constable 5	2,560.65
		3810 - Constable 1	1,874.12
		3720 - Jail	1,248.33
		3830 - Constable 3	1,025.63
		0180 - Coastal Parks Department	825.62

Nueces County, Texas
PCard Transaction Totals by Budget Category, Key Code and Department
All Funds
May 2020

Budget Category	Key Code	Department	Amount	
524 - Maint & Repair - Equip & Veh	5249 - Car Repairs, Supplies & Srves	6210 - Family & Consumer Sciences	786.22	
		0104 - Disaster Recovery	650.00	
		3490 - Juvenile Detention	579.34	
		3520 - District Attorney	542.85	
		3820 - Constable 2	533.90	
		4190 - Senior Community Services	402.86	
		5330 - Nueces County Animal Services	167.82	
		3092 - Vector Control	94.55	
		1570 - Building Superintendent	41.17	
			3840 - Constable 4	25.50
	Total	23,812.76		
5252 - Heavy Motor Equip & Mach M&R		0120 - Road & Bridge Fund	15,931.87	
		0180 - Coastal Parks Department	1,678.89	
		0104 - Disaster Recovery	102.62	
		Total	17,713.38	
5255 - Tools & Supplies		0120 - Road & Bridge Fund	1,935.82	
		3092 - Vector Control	1,001.73	
		0121 - Engineering	310.60	
		1500 - Mechanical Maintenance	272.95	
		0170 - Inland Park Fund	225.53	
		1740 - McKenzie Jail Annex	120.52	
		3700 - County Sheriff	93.45	
		5330 - Nueces County Animal Services	76.80	
		1590 - Hilltop Facility	50.00	
		1540 - Johnny S. Calderon Co. Bldg	44.93	
		1570 - Building Superintendent	31.65	
			Total	4,163.98
		5254 - Equip Maint. & Repairs		0120 - Road & Bridge Fund
0170 - Inland Park Fund	947.82			
0121 - Engineering	255.38			
Total	2,378.55			
5256 - PC Maintenance & Repairs		1240 - Information Technology	1,340.12	
		Total	1,340.12	
5250 - Shop-Oil,Tires,Antifrz,Filters		3720 - Jail	554.14	
		0120 - Road & Bridge Fund	525.18	
		Total	1,079.32	
5257 - Hardware Srvc & Maintenance		0104 - Disaster Recovery	817.43	
		Total	817.43	

Nueces County, Texas
PCard Transaction Totals by Budget Category, Key Code and Department
All Funds
May 2020

			Amount	
Budget Category	Key Code	Department		
524 - Maint & Repair - Equip & Veh	5248 - Car Accessories	3700 - County Sheriff	362.50	
		5220 - Environmental Enforcement	305.00	
		0180 - Coastal Parks Department	70.00	
		Total	737.50	
	5247 - Car Wash & Cleaning Expense	3520 - District Attorney	98.86	
		3810 - Constable 1	20.00	
		3490 - Juvenile Detention	14.95	
		Total	133.81	
	Total			52,176.85
	551 - Other Expense	5517 - Copiers/Print Shop Costs	3520 - District Attorney	3,530.30
1200 - Tax Assessor - Collector			1,407.26	
3480 - Juvenile Probation			1,322.69	
1250 - County Auditor			1,281.31	
3530 - District Clerk			1,155.45	
1490 - CSCD Cook Building			1,154.39	
1160 - County Clerk			1,089.38	
3490 - Juvenile Detention			992.52	
1130 - County Attorney			880.19	
1285 - General Administration			588.73	
3250 - Magistrate/ DWI Drug Court			571.75	
1121 - CCMGT Support			513.35	
1270 - County Purchasing			411.25	
3120 - County Court at Law 2			393.43	
3130 - County Court at Law 3			393.42	
3150 - County Court at Law 5			360.29	
1245 - Human Resources			352.76	
3310 - 28th District Court			340.76	
1170 - County Clerk Treasury			329.92	
1180 - Co Clerk Collections			329.91	
3320 - 94th District Court			297.50	
3340 - 117th District Court			297.49	
3300 - Court Administration			283.00	
3110 - County Court at Law 1			282.64	
3140 - County Court at Law 4			282.63	
3370 - 319th District Court			270.45	
3380 - 347th District Court			270.44	
3510 - District Clerk-Jury Admin			235.65	
1570 - Building Superintendent	222.96			

Nueces County, Texas
PCard Transaction Totals by Budget Category, Key Code and Department
All Funds
May 2020

Budget Category	Key Code	Department	Amount
551 - Other Expense	5517 - Copiers/Print Shop Costs	3492 - Juvenile Justice Post-Adjudica	221.96
		1470 - Records Management Department	208.02
		1122 - Grants Administration	204.57
		3350 - 148th District Court	189.71
		3360 - 214th District Court	189.70
		3330 - 105th District Court	182.05
		1125 - Risk Management	151.73
		1275 - Veterans' Service	145.78
		Total	21,335.34
Total	21,335.34		
530 - Professional Services	5306 - Empl Evals/Testing	0104 - Disaster Recovery	11,595.75
		3490 - Juvenile Detention	33.00
		3480 - Juvenile Probation	22.00
		3492 - Juvenile Justice Post-Adjudica	22.00
		Total	11,672.75
	5311 - Software Srvc & Maintenance	1250 - County Auditor	1,405.71
		0150 - Law Library Fund	199.99
		2150 - TSLAC 2020 Special Projects	97.38
		0104 - Disaster Recovery	95.90
		0370 - Metropolitan Planning Org	15.15
		Total	1,814.13
	5320 - Soil Tests & Other	1570 - Building Superintendent	854.00
		Total	854.00
	5317 - Training Exps-Inhouse, Cntract	3820 - Constable 2	674.00
		Total	674.00
	5304 - Prescription Drugs	3490 - Juvenile Detention	73.19
		Total	73.19
	5302 - Education Registration Fees	1240 - Information Technology	-900.00
		Total	-900.00
	Total	14,188.07	
523 - Telephone & Utilities	5236 - InterNet Fees-T-1-ISDN	1240 - Information Technology	4,110.09
		1770 - Sr Community Services Bldgs.	367.80
		1329 - Fed Awrded Sheriff	326.92
		5105 - Emergency Management	148.48
		1460 - Robert N. Barnes Juv. Facility	129.31
		6210 - Family & Consumer Sciences	122.61
		1780 - David Berlanga,Sr. Bldg	122.60
		0370 - Metropolitan Planning Org	115.58

Nueces County, Texas
PCard Transaction Totals by Budget Category, Key Code and Department
All Funds
May 2020

Budget Category	Key Code	Department	Amount	
523 - Telephone & Utilities	5236 - InterNet Fees-T-1-ISDN	3720 - Jail	96.00	
		Total	5,539.39	
	5237 - Utilities - Direct Clients	4120 - Direct Social Services	3,704.18	
		2170 - Tx Vet Comm Vet Asst	632.51	
		Total	4,336.69	
	5238 - TXU Electric Assistance	1350 - CBCF/TXU	1,295.39	
		Total	1,295.39	
	5239 - Tipping & Dump Fees	1500 - Mechanical Maintenance	503.81	
		0120 - Road & Bridge Fund	324.73	
		1470 - Records Management Department	78.00	
		5330 - Nueces County Animal Services	4.71	
		Total	911.25	
	5231 - Telephone Utility Expense	0370 - Metropolitan Planning Org	291.17	
		Total	291.17	
5229 - Content Streaming Services	3480 - Juvenile Probation	14.06		
	Total	14.06		
Total			12,387.95	
527 - Maint & Repair-Roads & Bridges	5274 - Parts & Supplies	0120 - Road & Bridge Fund	3,784.38	
		Total	3,784.38	
	5276 - Road Sign Materials	0120 - Road & Bridge Fund	1,475.00	
		Total	1,475.00	
Total			5,259.38	
554 - Travel	5542 - Travel, Food & Lodging	3520 - District Attorney	4,242.71	
		Total	4,242.71	
	Total			4,242.71
732 - Professional Fees	7327 - Educational-Registration Fee	0413 - Texas Veterans's Grant	2,970.00	
		Total	2,970.00	
	Total			2,970.00
742 - Supplies & Other Operating Exp	7421 - Office Expense & Supplies	0440 - Substance Abuse Treatment	949.58	
		0402 - CSCD	613.88	
		0410 - CCP Pre-Trial Services	172.95	
		Total	1,736.41	
	7448 - Educational Supplies	0440 - Substance Abuse Treatment	180.00	
		Total	180.00	
	7450 - Freight	0440 - Substance Abuse Treatment	5.99	
		Total	5.99	
	Total			1,922.40
	165 - Other Assets-Short Term	1660 - Utility Pre-Payments PCard	0140 - County Stadium	611.91

Nueces County, Texas
PCard Transaction Totals by Budget Category, Key Code and Department
All Funds
May 2020

Budget Category	Key Code	Department	Amount
165 - Other Assets-Short Term	1660 - Utility Pre-Payments PCard	0110 - General Fund Administration	431.88
		0160 - Airport Fund Administration	248.15
		0170 - Inland Park Fund	208.63
		Total	1,500.57
	Total	1,500.57	
522 - Food & Kitchen Expenses	5221 - Food & Edible Items	0104 - Disaster Recovery	628.76
		1285 - General Administration	436.25
		1389 - Nueces County Dev Commission	125.10
		6210 - Family & Consumer Sciences	36.79
	Total	1,226.90	
	5222 - Food for Animals	1330 - State Awarded Sheriff	222.00
Total	222.00		
Total	1,448.90		
561 - Capital Outlay	5686 - IT Fixed Asset Exception Items	1900 - Capital Outlay	739.69
		Total	739.69
	Total	739.69	
525 - Gasoline/Fuel	5241 - Gasoline-Credit Card & Bulk	3700 - County Sheriff	153.31
		Total	153.31
	Total	153.31	
533 - Special Personnel Services	5343 - Transcripts & Interpreters	3300 - Court Administration	59.70
		Total	59.70
	Total	59.70	
138 - A/R Employees	1418 - A/R - Employees	0370 - Metropolitan Planning Org	-29.99
		3700 - County Sheriff	-55.00
		Total	-84.99
	Total	-84.99	
702 - Travel and Training	7022 - Mileage - Out of County	0402 - CSCD	-351.44
		0413 - Texas Veterans's Grant	-1,107.00
		0403 - Drug Court-DP	-1,514.56
		Total	-2,973.00
	Total	-2,973.00	
130 - Accounts Receivable	1472 - Charge Customer A/R	3492 - Juvenile Justice Post-Adjudica	6,333.83
		Total	6,333.83
	1439 - Accounts Rec. Witness Expense	3520 - District Attorney	341.55
		Total	341.55
	1409 - A/R CREDIT CARDS	3520 - District Attorney	-4,242.71
		1250 - County Auditor	-6,581.33
		Total	-10,824.04

Nueces County, Texas
PCard Transaction Totals by Budget Category, Key Code and Department
All Funds
May 2020

			Amount
Budget Category	Key Code	Department	
130 - Accounts Receivable	Total		-4,148.66
Total			407,924.17

Nueces County
Transaction Totals by Department Average
Statement Date(s): 05/28/2020

Merchant	Amount	Department	Card Holder Name	Average Transaction per Dept	Average Transaction per Cardholder
FINANCIAL SERVICES	21,335.34	1250	LARIOZ, CONSUELO PEREZ	2,664.10	5,247.47
GULF COAST MAILING SERV	988.40	1250	LARIOZ, CONSUELO PEREZ	2,664.10	5,247.47
RICOH USA INC	-6,581.33	1250	LARIOZ, CONSUELO PEREZ	2,664.10	5,247.47
INTUIT QUICKBOOKS	714.87	1250	GONZALEZ, FRANCISCA YESENIA SA	2,664.10	1,107.72
NUECES COUNTY WCID 3	1,500.57	1250	GONZALEZ, FRANCISCA YESENIA SA	2,664.10	1,107.72
CROSS BORDER TRANS FEE	6.84	1250	RAMIREZ, REBECCA MARTINEZ	2,664.10	345.42
ENGAGE MARKIDO INC	684.00	1250	RAMIREZ, REBECCA MARTINEZ	2,664.10	345.42
CORPUS CHRISTI LOCK DOC L	102.62	1270	CREEK, CYNTHIA	759.49	2,636.96
DISPLAYS2GO	750.96	1270	CREEK, CYNTHIA	759.49	2,636.96
SQ OXD CUSTOM WORKS	2,555.00	1270	CREEK, CYNTHIA	759.49	2,636.96
THE DOCTORS CENTER - PO	11,595.75	1270	CREEK, CYNTHIA	759.49	2,636.96
TK OF HOUSTON - ONLINE	817.43	1270	CREEK, CYNTHIA	759.49	2,636.96
AMZN MKTP US 7I7HA1A53	959.96	1270	ROBINSON, MICHAEL R	759.49	2,399.90
AMZN MKTP US UR6E822K3	3,839.84	1270	ROBINSON, MICHAEL R	759.49	2,399.90
AMAZON.COM CB0G383C3	4,160.00	1270	RAMIREZ, ROMEO ANTHONY	759.49	2,180.78
AMAZON.COM M71GW1150	6,995.00	1270	RAMIREZ, ROMEO ANTHONY	759.49	2,180.78
AMAZON.COM MC9WU1600	3,830.00	1270	RAMIREZ, ROMEO ANTHONY	759.49	2,180.78
AMAZON.COM TS3E69KI3 AMZN	736.00	1270	RAMIREZ, ROMEO ANTHONY	759.49	2,180.78
AMZN MKTP US F07LS2YC3	1,652.36	1270	RAMIREZ, ROMEO ANTHONY	759.49	2,180.78
AMZN MKTP US M70FH1BC2	204.64	1270	RAMIREZ, ROMEO ANTHONY	759.49	2,180.78
AMZN MKTP US M74UZ5ZH0	29.98	1270	RAMIREZ, ROMEO ANTHONY	759.49	2,180.78
AMZN MKTP US M79VT1NS1	22.98	1270	RAMIREZ, ROMEO ANTHONY	759.49	2,180.78
AMZN MKTP US MC4GG46R1	131.94	1270	RAMIREZ, ROMEO ANTHONY	759.49	2,180.78
AMZN MKTP US MC5M266Q1	38.99	1270	RAMIREZ, ROMEO ANTHONY	759.49	2,180.78
AMZN MKTP US MC62Q57O1	219.95	1270	RAMIREZ, ROMEO ANTHONY	759.49	2,180.78
AMZN MKTP US MC8MQ18V2	279.96	1270	RAMIREZ, ROMEO ANTHONY	759.49	2,180.78
AMZN MKTP US MC8P079D0	69.99	1270	RAMIREZ, ROMEO ANTHONY	759.49	2,180.78
CDW GOVT #XRZ5836	1,835.82	1270	RAMIREZ, ROMEO ANTHONY	759.49	2,180.78
DAILY WELLS COMMUNICATIO	1,067.50	1270	RAMIREZ, ROMEO ANTHONY	759.49	2,180.78
DISPLAYS2GO	1,172.94	1270	RAMIREZ, ROMEO ANTHONY	759.49	2,180.78
DMI DELL HIGHER EDUC	12.89	1270	RAMIREZ, ROMEO ANTHONY	759.49	2,180.78
H-E-B #210	316.84	1270	RAMIREZ, ROMEO ANTHONY	759.49	2,180.78

Nueces County
Transaction Totals by Department Average
Statement Date(s): 05/28/2020

Merchant	Amount	Department	Card Holder Name	Average Transaction per Dept	Average Transaction per Cardholder
NUECES CO TX - GOV PAY FE	6.00	1270	RAMIREZ, ROMEO ANTHONY	759.49	2,180.78
NUECES CO TX-TAC-MOTOR	98.75	1270	RAMIREZ, ROMEO ANTHONY	759.49	2,180.78
O BERK COMPANY LLC	5,633.45	1270	RAMIREZ, ROMEO ANTHONY	759.49	2,180.78
SHERWIN WILLIAMS 707347	28.48	1270	RAMIREZ, ROMEO ANTHONY	759.49	2,180.78
SP CROWD CONTROL WAR	677.14	1270	RAMIREZ, ROMEO ANTHONY	759.49	2,180.78
US21 INC	44,925.00	1270	RAMIREZ, ROMEO ANTHONY	759.49	2,180.78
DAILY WELLS COMMUNICATIO	2,560.50	1270	RODRIGUEZ, RAUL R	759.49	472.95
GULF COAST GRAPHICS	70.00	1270	RODRIGUEZ, RAUL R	759.49	472.95
HARBOR FREIGHT TOOLS 71	23.22	1270	RODRIGUEZ, RAUL R	759.49	472.95
NORTHERN TOOL + EQUIP	9.99	1270	RODRIGUEZ, RAUL R	759.49	472.95
SHERWIN WILLIAMS 707406	21.05	1270	RODRIGUEZ, RAUL R	759.49	472.95
THE HOME DEPOT #0526	102.31	1270	RODRIGUEZ, RAUL R	759.49	472.95
THE HOME DEPOT 6584	94.44	1270	RODRIGUEZ, RAUL R	759.49	472.95
USPS PO 4820250415	1,375.00	1270	RODRIGUEZ, RAUL R	759.49	472.95
A&W OFFICE SUPPLY	1,635.91	1270	CLARK, JAMYE	759.49	448.05
AB&R	534.47	1270	CLARK, JAMYE	759.49	448.05
AMAZON.COM M711352K0	668.70	1270	CLARK, JAMYE	759.49	448.05
AMERICAN SOLUTIONS4 BUS	6,848.56	1270	CLARK, JAMYE	759.49	448.05
AMZN MKTP US 162ZR5WW3	29.20	1270	CLARK, JAMYE	759.49	448.05
AMZN MKTP US AU0007P53	26.96	1270	CLARK, JAMYE	759.49	448.05
AMZN MKTP US EY73S5RK3	25.98	1270	CLARK, JAMYE	759.49	448.05
AMZN MKTP US HM7NG5DN3	412.55	1270	CLARK, JAMYE	759.49	448.05
AMZN MKTP US IY7HB2TI3	199.92	1270	CLARK, JAMYE	759.49	448.05
AMZN MKTP US JZ4K66XS3	329.97	1270	CLARK, JAMYE	759.49	448.05
AMZN MKTP US M71MU21Q1 AM	8.99	1270	CLARK, JAMYE	759.49	448.05
AMZN MKTP US M73HD02H0	171.31	1270	CLARK, JAMYE	759.49	448.05
AMZN MKTP US M73LJ1B72	97.65	1270	CLARK, JAMYE	759.49	448.05
AMZN MKTP US M76DT8WV1	172.78	1270	CLARK, JAMYE	759.49	448.05
AMZN MKTP US M77RB8VD1 AM	37.38	1270	CLARK, JAMYE	759.49	448.05
AMZN MKTP US M79V47J72	759.70	1270	CLARK, JAMYE	759.49	448.05
AMZN MKTP US MC3OQ7DM2	639.90	1270	CLARK, JAMYE	759.49	448.05
AMZN MKTP US MC41K8S22	170.76	1270	CLARK, JAMYE	759.49	448.05

Nueces County
Transaction Totals by Department Average
Statement Date(s): 05/28/2020

Merchant	Amount	Department	Card Holder Name	Average Transaction per Dept	Average Transaction per Cardholder
AMZN MKTP US UE6T82AD3	596.89	1270	CLARK, JAMYE	759.49	448.05
BLT RESTAURANT SUPPLY LL	4,770.36	1270	CLARK, JAMYE	759.49	448.05
CC DISTRIBUTORS	333.60	1270	CLARK, JAMYE	759.49	448.05
CC STAMP WORKS INC	886.10	1270	CLARK, JAMYE	759.49	448.05
CDW GOVT #XRP8125	284.05	1270	CLARK, JAMYE	759.49	448.05
CDW GOVT #XSP7965	427.91	1270	CLARK, JAMYE	759.49	448.05
CDW GOVT #XVW1464	739.69	1270	CLARK, JAMYE	759.49	448.05
CDW GOVT #XXF7984	135.96	1270	CLARK, JAMYE	759.49	448.05
COASTAL OFFICE SOLUTIONS	1,832.04	1270	CLARK, JAMYE	759.49	448.05
DMI DELL HIGHER EDUC	920.00	1270	CLARK, JAMYE	759.49	448.05
FASCLAMPITT CORPUS CHRIST	260.41	1270	CLARK, JAMYE	759.49	448.05
GATEWAY PRINTING & OFFICE	14,808.79	1270	CLARK, JAMYE	759.49	448.05
GULF COAST LASER RENU	438.00	1270	CLARK, JAMYE	759.49	448.05
GULF COAST PAPER COMPANY-	35,913.92	1270	CLARK, JAMYE	759.49	448.05
IN ACADEMIC CHURCH & CHO	608.00	1270	CLARK, JAMYE	759.49	448.05
ITD PRINT SOLUTIONS	408.00	1270	CLARK, JAMYE	759.49	448.05
MY BINDING COM	110.62	1270	CLARK, JAMYE	759.49	448.05
NET32 DISCOUNT DISPOS	120.01	1270	CLARK, JAMYE	759.49	448.05
NNA SERVICES LLC	519.00	1270	CLARK, JAMYE	759.49	448.05
POSTNET (TX162)	1,450.00	1270	CLARK, JAMYE	759.49	448.05
QUICK PRINT	107.00	1270	CLARK, JAMYE	759.49	448.05
SPIRAL BINDING LLC	5,015.78	1270	CLARK, JAMYE	759.49	448.05
THE PAIGE COMPANY CONT	736.00	1270	CLARK, JAMYE	759.49	448.05
ZEBRATECHNOLOGIES INTL	487.89	1270	CLARK, JAMYE	759.49	448.05
FASCLAMPITT CORPUS CHRIST	60.00	1270	HERNANDEZ, MARGARITA	759.49	283.94
GULF COAST PAPER COMPANY-	791.83	1270	HERNANDEZ, MARGARITA	759.49	283.94
DOL VETS	495.00	1245	GUERRA, JULIE	495.00	495.00
CITY OF CORPUS CHRISTI	93.53	4110	HERRERA, VERONICA ELIZABETH	379.52	431.37
CORPUS CHRISTI FUNERAL	921.00	4110	HERRERA, VERONICA ELIZABETH	379.52	431.37
CORPUS CHRISTI WILBERT	990.00	4110	HERRERA, VERONICA ELIZABETH	379.52	431.37
FSI CPL RETAIL	74.48	4110	HERRERA, VERONICA ELIZABETH	379.52	431.37

Nueces County
Transaction Totals by Department Average
Statement Date(s): 05/28/2020

Merchant	Amount	Department	Card Holder Name	Average Transaction per Dept	Average Transaction per Cardholder
GUARDIAN FUNERAL HOME & C	921.00	4110	HERRERA, VERONICA ELIZABETH	379.52	431.37
JUST ENERGY	150.00	4110	HERRERA, VERONICA ELIZABETH	379.52	431.37
PAW ALL FAITH CREMATION	1,642.00	4110	HERRERA, VERONICA ELIZABETH	379.52	431.37
ROBSTOWN UTILITY SYSTEMS	262.58	4110	HERRERA, VERONICA ELIZABETH	379.52	431.37
TREVINO FUNERAL HOME	1,442.00	4110	HERRERA, VERONICA ELIZABETH	379.52	431.37
TXU BILL PAYMENT	836.74	4110	HERRERA, VERONICA ELIZABETH	379.52	431.37
CITY OF CORPUS CHRISTI	231.28	4110	HANDY, RACHEL	379.52	355.76
CORPUS CHRISTI FUNERAL	921.00	4110	HANDY, RACHEL	379.52	355.76
FSI CPL RETAIL	150.00	4110	HANDY, RACHEL	379.52	355.76
FSI DIRECT ENERGY	134.14	4110	HANDY, RACHEL	379.52	355.76
GREEN MOUNTAIN ENERGY	46.55	4110	HANDY, RACHEL	379.52	355.76
GUARDIAN FUNERAL HOME & C	1,742.00	4110	HANDY, RACHEL	379.52	355.76
ROBSTOWN UTILITY SYSTEMS	396.19	4110	HANDY, RACHEL	379.52	355.76
TEXPO DBA YEP & SWPL	82.67	4110	HANDY, RACHEL	379.52	355.76
TREVINO FUNERAL HOME	921.00	4110	HANDY, RACHEL	379.52	355.76
ELITE	27.00	4110	RACH, REBECCA S	379.52	236.34
WAL-MART #0464	242.80	4110	RACH, REBECCA S	379.52	236.34
WAL-MART #0470	378.72	4110	RACH, REBECCA S	379.52	236.34
WM SUPERCENTER #1494	296.85	4110	RACH, REBECCA S	379.52	236.34
CARISMA WASH LUBE AND DE	98.86	3520	MATHIS, CRYSTAL D	371.28	1,679.54
R&R AWARDS	34.95	3520	MATHIS, CRYSTAL D	371.28	1,679.54
STATE BAR TX-DUES-WEB	8,017.00	3520	MATHIS, CRYSTAL D	371.28	1,679.54
TLO TRANSUNION	151.00	3520	MATHIS, CRYSTAL D	371.28	1,679.54
ZOOM.US 888-799-9666	95.90	3520	MATHIS, CRYSTAL D	371.28	1,679.54
AUTOZONE #4215	122.06	3520	ARVIZU, ELIZABETH NICHOLE	371.28	44.22
BIG JOES TIRE & AUTO	372.31	3520	ARVIZU, ELIZABETH NICHOLE	371.28	44.22
HOLIDAY INN	341.55	3520	ARVIZU, ELIZABETH NICHOLE	371.28	44.22
STEVE OLMEDA EXXON	48.48	3520	ARVIZU, ELIZABETH NICHOLE	371.28	44.22
MUNIZ ELECTRIC AND COOLIN	500.35	1570	RIOS, BOBBY C	314.94	599.25
SQ NASA SEARCHLIGHTS	894.34	1570	RIOS, BOBBY C	314.94	599.25
THE HOME DEPOT #6584	283.76	1570	RIOS, BOBBY C	314.94	599.25
TMS SOUTH INC	3,393.25	1570	RIOS, BOBBY C	314.94	599.25

Nueces County
Transaction Totals by Department Average
Statement Date(s): 05/28/2020

Merchant	Amount	Department	Card Holder Name	Average Transaction per Dept	Average Transaction per Cardholder
TOTAL PROTECTION SYSTEMS	1,520.00	1570	RIOS, BOBBY C	314.94	599.25
A & B PLASTICS AND FABRIC	717.00	1570	BELTRAN, HECTOR A	314.94	430.57
A PLUS PLUMBING AND RE	1,780.60	1570	BELTRAN, HECTOR A	314.94	430.57
BAY AREA LANDSCAPES &	988.55	1570	BELTRAN, HECTOR A	314.94	430.57
GRAYBAR ELECTRIC	179.63	1570	BELTRAN, HECTOR A	314.94	430.57
MUNIZ ELECTRIC AND COOLIN	486.85	1570	BELTRAN, HECTOR A	314.94	430.57
STEWART DEAN BEARING COMP	112.00	1570	BELTRAN, HECTOR A	314.94	430.57
THE HOME DEPOT #6584	89.45	1570	BELTRAN, HECTOR A	314.94	430.57
THE HOME DEPOT 6584	292.97	1570	BELTRAN, HECTOR A	314.94	430.57
TOTAL PROTECTION SYSTEMS	519.75	1570	BELTRAN, HECTOR A	314.94	430.57
A PLUS PLUMBING AND RE	127.50	1570	CASTILLO, NOE C	314.94	409.25
ASHMORE PAINT COMPANY INC	1,895.52	1570	CASTILLO, NOE C	314.94	409.25
BINSWANGER GLASS #100	5.91	1570	CASTILLO, NOE C	314.94	409.25
INTERSTATE BATTERIES	47.09	1570	CASTILLO, NOE C	314.94	409.25
KOETTER FIRE CORPUS	1,535.00	1570	CASTILLO, NOE C	314.94	409.25
THE HOME DEPOT #6584	226.46	1570	CASTILLO, NOE C	314.94	409.25
ZORO TOOLS INC	255.04	1570	CASTILLO, NOE C	314.94	409.25
A & B PLASTICS AND FABRIC	504.00	1570	PERALES, ERNESTO GALLEGOS	314.94	400.20
BINSWANGER GLASS #100	3,348.08	1570	PERALES, ERNESTO GALLEGOS	314.94	400.20
BIRDS RUBBER STAMPS	40.50	1570	PERALES, ERNESTO GALLEGOS	314.94	400.20
CORPUS CHRISTI SAFE AND L	88.75	1570	PERALES, ERNESTO GALLEGOS	314.94	400.20
EAGLE LOCK AND KEY	214.95	1570	PERALES, ERNESTO GALLEGOS	314.94	400.20
SERVPRO OF CORPUS CHRISTI	159.95	1570	PERALES, ERNESTO GALLEGOS	314.94	400.20
THE HOME DEPOT #6564	45.97	1570	PERALES, ERNESTO GALLEGOS	314.94	400.20
CBS RENTAL & SUPPLY	310.60	1570	TRIGO, JOE ANTHONY	314.94	310.60
PRAXAIR DIST INC OAM	182.22	1570	HARTUNG, MARY ANNE	314.94	155.77
SPECTRUM	129.31	1570	HARTUNG, MARY ANNE	314.94	155.77
CORPUS CHRISTI SAFE AND L	152.00	1570	PERALES, RACHEL VALLEJO	314.94	152.00
24 HR SAFETY-CORPUS CH	125.51	1570	SANTA MARIA JR, OSCAR	314.94	137.83
A & B PLASTICS AND FABRIC	289.50	1570	SANTA MARIA JR, OSCAR	314.94	137.83
BIRDS RUBBER STAMPS	502.36	1570	SANTA MARIA JR, OSCAR	314.94	137.83
FERGUSON ENT # 116	75.11	1570	SANTA MARIA JR, OSCAR	314.94	137.83

Nueces County
Transaction Totals by Department Average
Statement Date(s): 05/28/2020

Merchant	Amount	Department	Card Holder Name	Average Transaction per Dept	Average Transaction per Cardholder
THE HOME DEPOT #6584	110.16	1570	SANTA MARIA JR, OSCAR	314.94	137.83
A PLUS PLUMBING AND RE	255.00	1570	FLORES, RICHARD	314.94	135.70
FERGUSON ENT # 116	300.00	1570	FLORES, RICHARD	314.94	135.70
GRAYBAR ELECTRIC	55.24	1570	FLORES, RICHARD	314.94	135.70
MCCOYS #17	33.83	1570	FLORES, RICHARD	314.94	135.70
THE HOME DEPOT #6584	34.42	1570	FLORES, RICHARD	314.94	135.70
A & B PLASTICS AND FABRIC	978.00	1570	CRUTCHFIELD, ROCKY J	314.94	117.10
CORPUS CHRISTI SAFE AND L	35.55	1570	CRUTCHFIELD, ROCKY J	314.94	117.10
FASTSERV SUPPLY CORPUS	57.54	1570	CRUTCHFIELD, ROCKY J	314.94	117.10
FERGUSON ENT # 116	178.70	1570	CRUTCHFIELD, ROCKY J	314.94	117.10
JOHNSTONE SUPPLY CORPUS	61.96	1570	CRUTCHFIELD, ROCKY J	314.94	117.10
MCCOYS #17	66.80	1570	CRUTCHFIELD, ROCKY J	314.94	117.10
SHEINBERG TOOL CO. INC.	86.10	1570	CRUTCHFIELD, ROCKY J	314.94	117.10
THE HOME DEPOT #6584	174.72	1570	CRUTCHFIELD, ROCKY J	314.94	117.10
THE HOME DEPOT #6564	44.93	1570	SAIZ, REYMUNDO	314.94	44.93
ASHMORE PAINT COMPANY INC	31.65	1570	PALACIOS JR, NICK	314.94	36.41
BROOKS TIRE INC	41.17	1570	PALACIOS JR, NICK	314.94	36.41
AMZN MKTP US MC4QA5U70 AM	10.72	3700	MARTINEZ, CYNTHIA LAURA	266.45	669.23
AXON	847.50	3700	MARTINEZ, CYNTHIA LAURA	266.45	669.23
ESAFETY SUPPLIES INC	1,149.48	3700	MARTINEZ, CYNTHIA LAURA	266.45	669.23
AUTOZONE #1328	32.97	3700	WILLOUGHBY III, WILLIAM F	266.45	553.28
BOB BARKER COMPANY INC	3,606.00	3700	WILLOUGHBY III, WILLIAM F	266.45	553.28
BROOKS TIRE INC	92.33	3700	WILLOUGHBY III, WILLIAM F	266.45	553.28
GRAINGER	106.68	3700	WILLOUGHBY III, WILLIAM F	266.45	553.28
H&L DISCOUNT OIL	1,100.03	3700	WILLOUGHBY III, WILLIAM F	266.45	553.28
OFFICE DEPOT #468	41.49	3700	WILLOUGHBY III, WILLIAM F	266.45	553.28
BOB'S CITY GARAGE	767.00	3700	WORTHINGTON, JAY A	266.45	383.50
EVINS GLASS SERVICE INC	536.67	3700	CALZADA, ALLON	266.45	373.32
GOODYEAR A.S.C. #4738	956.61	3700	CALZADA, ALLON	266.45	373.32
GULF COAST PAPER COMPANY-	7,156.86	3700	COLLINS, ROBERT EDWARD	266.45	325.31
BIG JOES TIRE & AUTO	293.22	3700	PEREZ, DANIEL T	266.45	293.22
ANNAVILLE MUFFLER AND	350.00	3700	MARTINEZ JR, ROLAND	266.45	281.15
EVIDENT INC	175.23	3700	MARTINEZ JR, ROLAND	266.45	281.15
GOODYEAR TIRE #4739	787.08	3700	MARTINEZ JR, ROLAND	266.45	281.15
INTERSTATE BATTERIES	93.45	3700	MARTINEZ JR, ROLAND	266.45	281.15
ANNAVILLE MUFFLER AND	350.00	3700	SALAZAR JR, RAUL	266.45	260.68

Nueces County
Transaction Totals by Department Average
Statement Date(s): 05/28/2020

Merchant	Amount	Department	Card Holder Name	Average Transaction per Dept	Average Transaction per Cardholder
GOODYEAR TIRE #4739	171.36	3700	SALAZAR JR, RAUL	266.45	260.68
DTV DIRECTV SERVICE	244.57	3700	ARANDA, JUAN JOSE	266.45	244.57
GOODYEAR TIRE #4739	171.36	3700	WOOD, ERIC	266.45	171.36
INTERSTATE BATTERIES	118.95	3700	VOLKMAN, ROBERT ALLEN	266.45	118.95
FLEET MANAGEMENT SOLUTNS	96.00	3700	BOLTZ, PATRICIA	266.45	96.00
BEST WESTERN PLUS	190.90	3700	MARTINEZ, JOHN MATTHEW	266.45	95.45
MARKER 37 MARINA	153.31	3700	GONZALES, RUDY GUZMAN	266.45	83.45
PETSMART # 0196	97.03	3700	GONZALES, RUDY GUZMAN	266.45	83.45
DTV DIRECTV SERVICE	82.35	3700	GALVAN, JOHN A	266.45	82.35
ARNOLD OIL COMPANY	236.72	3700	RODRIGUEZ, NATIVIDAD	266.45	76.51
DIAMOND B TRACTORS AND EQ	297.95	3700	RODRIGUEZ, NATIVIDAD	266.45	76.51
O'REILLY AUTO PARTS 2292	19.47	3700	RODRIGUEZ, NATIVIDAD	266.45	76.51
THE HOME DEPOT #0526	21.96	3700	RODRIGUEZ, NATIVIDAD	266.45	76.51
THE HOME DEPOT #6584	35.96	3700	RODRIGUEZ, NATIVIDAD	266.45	76.51
PETSMART # 0196	124.97	3700	CAMPOS, FRANCISCO	266.45	62.49
H-E-B #069	108.64	3700	ROSENBAUM, SYLVIA A	266.45	49.73
MIDAS AUTO CENTER	75.24	3700	ROSENBAUM, SYLVIA A	266.45	49.73
SUTHERLANDS 3210	15.05	3700	ROSENBAUM, SYLVIA A	266.45	49.73
O'REILLY AUTO PARTS 1441	37.59	3700	NAJERA, LOURDES E	266.45	37.59
DISCOUNT-TIRE-CO TXC-05	36.00	3700	REVIS, TIMOTHY K	266.45	36.00
DISCOUNT-TIRE-CO TXC-05	23.00	3700	LEAL, ROBERT	266.45	23.00
WAL-MART #1494	19.76	3700	RICHARDSON, DANA E	266.45	19.76
SERGIOS AUTO	7.00	3700	GARCIA, IGNACIO DAVID	266.45	7.00
DISPUTE-TARGET 00015420	-55.00	3700	BURNS, MELISSA LYNN	266.45	-55.00
THE HOME DEPOT #6564	893.65	4190	STOVALL, SYLVESTER	262.45	529.19
THE HOME DEPOT 6564	259.80	4190	STOVALL, SYLVESTER	262.45	529.19
ULINE SHIP SUPPLIES	2,021.71	4190	STOVALL, SYLVESTER	262.45	529.19
FIVE POINTS AUTO CENTER	364.77	4190	PAREDEZ, EZEQUIEL	262.45	419.40
NSC NORTHERN SAFETY CO	229.90	4190	PAREDEZ, EZEQUIEL	262.45	419.40
PMI ROBSTOWN	317.19	4190	PAREDEZ, EZEQUIEL	262.45	419.40
ROBLES TIRE	20.00	4190	PAREDEZ, EZEQUIEL	262.45	419.40
SPL ROBSTOWN HARDWARE COM	570.77	4190	PAREDEZ, EZEQUIEL	262.45	419.40
THE HOME DEPOT #6564	1,336.11	4190	PAREDEZ, EZEQUIEL	262.45	419.40
THE HOME DEPOT 526	946.62	4190	PAREDEZ, EZEQUIEL	262.45	419.40
ULTIMATE SIGNS AND GRAPHI	828.00	4190	PAREDEZ, EZEQUIEL	262.45	419.40
24 HR SAFETY-CORPUS CH	337.50	4190	VALADEZ, JOSE	262.45	245.06
FIVE POINTS AUTO CENTER	940.62	4190	VALADEZ, JOSE	262.45	245.06

Nueces County
Transaction Totals by Department Average
Statement Date(s): 05/28/2020

Merchant	Amount	Department	Card Holder Name	Average Transaction per Dept	Average Transaction per Cardholder
O'REILLY AUTO PARTS 1982	165.79	4190	VALADEZ, JOSE	262.45	245.06
PMI ROBSTOWN	57.26	4190	VALADEZ, JOSE	262.45	245.06
ROBLES TIRE	2,816.66	4190	VALADEZ, JOSE	262.45	245.06
SPL ROBSTOWN HARDWARE COM	370.05	4190	VALADEZ, JOSE	262.45	245.06
THE HOME DEPOT #0526	502.80	4190	VALADEZ, JOSE	262.45	245.06
THE HOME DEPOT #6564	501.26	4190	VALADEZ, JOSE	262.45	245.06
THE HOME DEPOT #6584	40.64	4190	VALADEZ, JOSE	262.45	245.06
THE HOME DEPOT 6584	379.80	4190	VALADEZ, JOSE	262.45	245.06
WOODY'S TRUCK CENTER	14.00	4190	VALADEZ, JOSE	262.45	245.06
24 HR SAFETY-CORPUS CH	158.48	4190	MONTEMAYOR, ELIZABETH J	262.45	119.30
THE HOME DEPOT #6564	199.41	4190	MONTEMAYOR, ELIZABETH J	262.45	119.30
BECK AND MASTEN BUICK GMC	402.86	4190	SANTOS, MARCELINA V	262.45	113.26
CECILIA MAURICIO	250.00	4190	SANTOS, MARCELINA V	262.45	113.26
JEAN'S RESTAURANT SUPPLY	253.19	4190	SANTOS, MARCELINA V	262.45	113.26
SPECTRUM	490.40	4190	HERNANDEZ, JUANITA	262.45	81.16
THE HOME DEPOT #6564	77.74	4190	HERNANDEZ, JUANITA	262.45	81.16
THE HOME DEPOT 6564	0.00	4190	HERNANDEZ, JUANITA	262.45	81.16
IN R & R PETRO SERVICES	57.79	0160	COX, JOHN F	249.26	249.26
SQ G A DOUGLAS	690.00	0160	COX, JOHN F	249.26	249.26
ALTEX COMPUTER AND ELECTR	1,512.45	1240	CANALES, BRENDA LEE	241.66	241.66
AMAZON.COM M78PY4PF1	322.42	1240	CANALES, BRENDA LEE	241.66	241.66
AMZN MKTP US 5D0X625R3	278.09	1240	CANALES, BRENDA LEE	241.66	241.66
AMZN MKTP US M776V1NA2	77.28	1240	CANALES, BRENDA LEE	241.66	241.66
AMZN MKTP US OF1PD3HN3	260.19	1240	CANALES, BRENDA LEE	241.66	241.66
DTV DIRECTV SERVICE	54.45	1240	CANALES, BRENDA LEE	241.66	241.66
EVEREST WATER COFFEE	84.73	1240	CANALES, BRENDA LEE	241.66	241.66
GRANDE COMMUNICATIONS	100.08	1240	CANALES, BRENDA LEE	241.66	241.66
GRAYBAR ELECTRIC	728.01	1240	CANALES, BRENDA LEE	241.66	241.66
SPECTRUM	3,445.76	1240	CANALES, BRENDA LEE	241.66	241.66
TAGITM	-900.00	1240	CANALES, BRENDA LEE	241.66	241.66
WCI CORPUS CHRISTI	78.00	1240	CANALES, BRENDA LEE	241.66	241.66
GOODYEAR TIRE #4739	605.44	3850	RAMOS JR, ROBERTO	225.99	306.36
HOT ROD RUDYS	7.28	3850	RAMOS JR, ROBERTO	225.99	306.36
GOODYEAR TIRE #4739	672.69	3850	PEREZ, EFRAIN	225.99	238.71
HOT ROD RUDYS	499.20	3850	PEREZ, EFRAIN	225.99	238.71
SQ MANNY'S TIRE SHOP	21.64	3850	PEREZ, EFRAIN	225.99	238.71
O'REILLY AUTO PARTS 1982	510.13	3850	MARTIN, VANESSA	225.99	188.61

Nueces County
Transaction Totals by Department Average
Statement Date(s): 05/28/2020

Merchant	Amount	Department	Card Holder Name	Average Transaction per Dept	Average Transaction per Cardholder
PRODUCTIVITY CENTER INC	370.00	3850	MARTIN, VANESSA	225.99	188.61
VIP CAR WASH & SUPER	251.55	3850	MARTIN, VANESSA	225.99	188.61
A PLUS PLUMBING AND RE	4,338.43	0120	MORENO, YOLANDA	224.46	1,125.06
ALARM SECURITY & CONT.	1,102.00	0120	MORENO, YOLANDA	224.46	1,125.06
AMZN MKTP US MC4LX8280	14.99	0120	MORENO, YOLANDA	224.46	1,125.06
AMZN MKTP US NS1LB6CA3	260.00	0120	MORENO, YOLANDA	224.46	1,125.06
ENVIROTEST LLC	854.00	0120	MORENO, YOLANDA	224.46	1,125.06
GILL LANDSCAPE NURSERY	237.55	0120	MORENO, YOLANDA	224.46	1,125.06
IN PRO TECH MECHANICAL I	2,052.01	0120	MORENO, YOLANDA	224.46	1,125.06
PBP COMPLIANCE	403.34	0120	MORENO, YOLANDA	224.46	1,125.06
TAPCO	1,988.25	0120	MORENO, YOLANDA	224.46	1,125.06
CRT FLOORING- CORPUS CHRI	600.00	0120	OSERRAOS, NORA	224.46	1,049.27
HEBERT IRRIGATION	277.50	0120	OSERRAOS, NORA	224.46	1,049.27
JOHNSON CONTROLS SS	1,783.55	0120	OSERRAOS, NORA	224.46	1,049.27
MUNIZ ELECTRIC AND COOLIN	2,175.00	0120	OSERRAOS, NORA	224.46	1,049.27
REPUBLIC SERVICES TRASH	503.81	0120	OSERRAOS, NORA	224.46	1,049.27
SQ SUAREZ PAINTING	2,005.00	0120	OSERRAOS, NORA	224.46	1,049.27
AIR AND FILTERS	39.28	0120	GARCIA, LINDA L	224.46	391.76
CBS RENTAL & SUPPLY	327.82	0120	GARCIA, LINDA L	224.46	391.76
DELTA SPECIALTIES SUPPLY	1,475.00	0120	GARCIA, LINDA L	224.46	391.76
IN R & R PETRO SERVICES	37.72	0120	GARCIA, LINDA L	224.46	391.76
W WHITE AIR CONDITIONING	79.00	0120	GARCIA, LINDA L	224.46	391.76
SOUTHERN TIRE MART	2,822.09	0120	ORTIZ, CIPRIANO	224.46	313.57
PP JOHNNY COOL REFIG	220.00	0120	MORADO, ROBERT LUIS	224.46	220.00
ADVANCE AUTO PARTS #3344	85.22	0120	BATES, RANDY LEE	224.46	207.85
AOC AUTO PARTS	37.95	0120	BATES, RANDY LEE	224.46	207.85
ARNOLD OIL COMPANY	190.89	0120	BATES, RANDY LEE	224.46	207.85
C.C. BATTERY COMPANY	46.92	0120	BATES, RANDY LEE	224.46	207.85
CORPUS CHRISTI FREIGHTLIN	1,919.78	0120	BATES, RANDY LEE	224.46	207.85
CRAFCO SAN ANTONIO TX	462.65	0120	BATES, RANDY LEE	224.46	207.85
CREAGER BATTERY AND TI	7.00	0120	BATES, RANDY LEE	224.46	207.85
DAILY WELLS COMMUNICATIO	275.52	0120	BATES, RANDY LEE	224.46	207.85

Nueces County
Transaction Totals by Department Average
Statement Date(s): 05/28/2020

Merchant	Amount	Department	Card Holder Name	Average Transaction per Dept	Average Transaction per Cardholder
EDDIES GULF RADIATOR	950.00	0120	BATES, RANDY LEE	224.46	207.85
GENERAL CRANE SERVICE CO	461.30	0120	BATES, RANDY LEE	224.46	207.85
GRAINGER	86.50	0120	BATES, RANDY LEE	224.46	207.85
HOLT CAT CORPUS - MC	1,570.53	0120	BATES, RANDY LEE	224.46	207.85
KIMBALL MIDWEST PAYEEZY	280.95	0120	BATES, RANDY LEE	224.46	207.85
O'REILLY AUTO PARTS 635	334.27	0120	BATES, RANDY LEE	224.46	207.85
RAM PRODUCTS LTD.	244.23	0120	BATES, RANDY LEE	224.46	207.85
ROMCO EQUIPMENT 013	746.64	0120	BATES, RANDY LEE	224.46	207.85
SAMES FORD LINCOLN	1,238.73	0120	BATES, RANDY LEE	224.46	207.85
SOUTHWEST WHEEL CO COR	51.24	0120	BATES, RANDY LEE	224.46	207.85
SQ SIGN SOLUTIONS	180.00	0120	BATES, RANDY LEE	224.46	207.85
SQ SOUTH TEXAS SMALL ENG	35.58	0120	BATES, RANDY LEE	224.46	207.85
THE HOME DEPOT 6564	89.96	0120	BATES, RANDY LEE	224.46	207.85
TRACTOR SUPPLY #333	113.92	0120	BATES, RANDY LEE	224.46	207.85
TRUCKERS EQUIPMENT	146.32	0120	BATES, RANDY LEE	224.46	207.85
WOODY'S TRUCK CENTER	5.11	0120	BATES, RANDY LEE	224.46	207.85
THE HOME DEPOT #6584	-15.00	0120	SCHULTZ, MILTON C	224.46	189.72
THE HOME DEPOT 6584	394.44	0120	SCHULTZ, MILTON C	224.46	189.72
AUTOZONE 4216	23.94	0120	MOLINA, MICHAEL A	224.46	139.66
THE HOME DEPOT #6584	255.38	0120	MOLINA, MICHAEL A	224.46	139.66
CBS RENTAL & SUPPLY	323.54	0120	HERNANDEZ, NOE C	224.46	135.16
EL CENTRO LANDFILL	324.73	0120	HERNANDEZ, NOE C	224.46	135.16
GRAINGER	226.86	0120	HERNANDEZ, NOE C	224.46	135.16
TEXAN GLASS - SOUTH INC	225.00	0120	HERNANDEZ, NOE C	224.46	135.16
THE HOME DEPOT #6564	116.28	0120	HERNANDEZ, NOE C	224.46	135.16
CBS RENTAL & SUPPLY	130.83	0120	JAQUEZ, NOE F	224.46	121.01
SHEINBERG TOOL CO. INC.	94.91	0120	JAQUEZ, NOE F	224.46	121.01
TEXAS THRONE LLC	125.00	0120	JAQUEZ, NOE F	224.46	121.01
THE HOME DEPOT #6564	133.30	0120	JAQUEZ, NOE F	224.46	121.01
C.C. BATTERY COMPANY	18.25	0120	CISNEROS, SIMON G	224.46	111.42
CDR #1	28.00	0120	CISNEROS, SIMON G	224.46	111.42
CORPUS CHRISTI FREIGHTLIN	15.08	0120	CISNEROS, SIMON G	224.46	111.42
HOSE OF SOUTH TEXAS	125.16	0120	CISNEROS, SIMON G	224.46	111.42
O'REILLY AUTO PARTS 1982	31.62	0120	CISNEROS, SIMON G	224.46	111.42
O'REILLY AUTO PARTS 635	30.77	0120	CISNEROS, SIMON G	224.46	111.42
RUSH TRK CTR CORPUS CHRI	855.41	0120	CISNEROS, SIMON G	224.46	111.42
SHEINBERG TOOL CO. INC.	129.50	0120	CISNEROS, SIMON G	224.46	111.42

Nueces County
Transaction Totals by Department Average
Statement Date(s): 05/28/2020

Merchant	Amount	Department	Card Holder Name	Average Transaction per Dept	Average Transaction per Cardholder
SOUTHWEST WHEEL CO COR	54.96	0120	CISNEROS, SIMON G	224.46	111.42
SPL ROBSTOWN HARDWARE COM	17.70	0120	CISNEROS, SIMON G	224.46	111.42
TEXAN GLASS - SOUTH INC	500.00	0120	CISNEROS, SIMON G	224.46	111.42
WOODY'S TRUCK CENTER	87.77	0120	CISNEROS, SIMON G	224.46	111.42
CBS RENTAL & SUPPLY	130.88	0120	GARCIA, JERRY ADOLFO	224.46	96.15
THE HOME DEPOT #6584	61.41	0120	GARCIA, JERRY ADOLFO	224.46	96.15
A WAVELL FLAGPOLE	46.50	0120	MERCADO, SANTIAGO	224.46	95.16
ADVANCE AUTO PARTS #3344	56.74	0120	MERCADO, SANTIAGO	224.46	95.16
AIRGAS USA LLC	500.63	0120	MERCADO, SANTIAGO	224.46	95.16
ARNOLD OIL COMPANY	464.39	0120	MERCADO, SANTIAGO	224.46	95.16
BUSH HYDRAULICS	531.21	0120	MERCADO, SANTIAGO	224.46	95.16
C.C. BATTERY COMPANY	533.76	0120	MERCADO, SANTIAGO	224.46	95.16
CORPUS CHRISTI FORD	428.33	0120	MERCADO, SANTIAGO	224.46	95.16
CORPUS CHRISTI FREIGHTLIN	1,611.51	0120	MERCADO, SANTIAGO	224.46	95.16
CREAGER BATTERY AND TI	7.00	0120	MERCADO, SANTIAGO	224.46	95.16
EWALD KUBOTA - CORPUS CHR	154.18	0120	MERCADO, SANTIAGO	224.46	95.16
FLEETPRIDE155	25.67	0120	MERCADO, SANTIAGO	224.46	95.16
GULF COAST NUT & BOLT SUP	31.77	0120	MERCADO, SANTIAGO	224.46	95.16
HOSE OF SOUTH TEXAS	464.50	0120	MERCADO, SANTIAGO	224.46	95.16
IN R & R PETRO SERVICES	37.72	0120	MERCADO, SANTIAGO	224.46	95.16
O'REILLY AUTO PARTS 635	730.26	0120	MERCADO, SANTIAGO	224.46	95.16
SAMES FORD LINCOLN	520.50	0120	MERCADO, SANTIAGO	224.46	95.16
SERVICE HYDRAULICS LLC	329.71	0120	MERCADO, SANTIAGO	224.46	95.16
SHEINBERG TOOL CO. INC.	44.08	0120	MERCADO, SANTIAGO	224.46	95.16
SPL ROBSTOWN HARDWARE COM	373.52	0120	MERCADO, SANTIAGO	224.46	95.16
SQ SOUTH TEXAS SMALL ENG	42.16	0120	MERCADO, SANTIAGO	224.46	95.16
STEWART DEAN BEARING COMP	184.86	0120	MERCADO, SANTIAGO	224.46	95.16
THIRD COAST NAPA 0010809	14.98	0120	MERCADO, SANTIAGO	224.46	95.16
TRACTOR SUPPLY #333	97.97	0120	MERCADO, SANTIAGO	224.46	95.16
TRACTOR SUPPLY CO #1907	13.98	0120	MERCADO, SANTIAGO	224.46	95.16
TRUCKERS EQUIPMENT	301.94	0120	MERCADO, SANTIAGO	224.46	95.16
VOLVO TRUCKS OF TEXAS	128.00	0120	MERCADO, SANTIAGO	224.46	95.16
WOODY'S TRUCK CENTER	32.34	0120	MERCADO, SANTIAGO	224.46	95.16
CBS RENTAL & SUPPLY	200.27	0120	DELUNA, RICHARD M	224.46	84.23

Nueces County
Transaction Totals by Department Average
Statement Date(s): 05/28/2020

Merchant	Amount	Department	Card Holder Name	Average Transaction per Dept	Average Transaction per Cardholder
EWALD KUBOTA - CORPUS CHR	165.54	0120	DELUNA, RICHARD M	224.46	84.23
SPL ROBSTOWN HARDWARE COM	172.74	0120	DELUNA, RICHARD M	224.46	84.23
THE HOME DEPOT #6564	121.87	0120	DELUNA, RICHARD M	224.46	84.23
WRIGHT MATERIALS INC ROBS	266.09	0120	DELUNA, RICHARD M	224.46	84.23
MARCO & CO. CATERING	193.50	1121	LITTLE III, TYNER W	216.75	216.75
STATE BAR TX-DUES-WEB	240.00	1121	LITTLE III, TYNER W	216.75	216.75
ALARM SECURITY & CONT.	528.00	0180	SCOTT, ALANA KAY	214.15	373.55
AMERICAN SHORE & BEAC	120.00	0180	SCOTT, ALANA KAY	214.15	373.55
AMZN DIGITAL	-6.33	0180	SCOTT, ALANA KAY	214.15	373.55
AMZN DIGITAL M73IT4181	6.33	0180	SCOTT, ALANA KAY	214.15	373.55
COTTONWOOD SOFTWARE	15.00	0180	SCOTT, ALANA KAY	214.15	373.55
DOLLAR TREE	95.00	0180	SCOTT, ALANA KAY	214.15	373.55
FIRETROL PROTECTION SYSTE	140.00	0180	SCOTT, ALANA KAY	214.15	373.55
FLAGS IMPORTER CORP	620.49	0180	SCOTT, ALANA KAY	214.15	373.55
GRAPPLERS- INC	110.02	0180	SCOTT, ALANA KAY	214.15	373.55
GULF COAST PANAMA JACK	1,126.57	0180	SCOTT, ALANA KAY	214.15	373.55
IN ICONIC SIGN GROUP LL	1,807.65	0180	SCOTT, ALANA KAY	214.15	373.55
IN JT LUCAS ENTERPRISES	1,195.21	0180	SCOTT, ALANA KAY	214.15	373.55
MOMAR INC	2,436.22	0180	SCOTT, ALANA KAY	214.15	373.55
OFFICE DEPOT #1127	204.56	0180	SCOTT, ALANA KAY	214.15	373.55
OFFICE DEPOT #70	349.55	0180	SCOTT, ALANA KAY	214.15	373.55
PAYPAL GEARUP EBAY GEARU	31.93	0180	SCOTT, ALANA KAY	214.15	373.55
PAYPAL PACIFICCOAS	1,106.20	0180	SCOTT, ALANA KAY	214.15	373.55
PSI	337.75	0180	SCOTT, ALANA KAY	214.15	373.55
SAMS CLUB #8267	679.44	0180	SCOTT, ALANA KAY	214.15	373.55
SAMSCLUB #8267	226.50	0180	SCOTT, ALANA KAY	214.15	373.55
SOUTHERN TIRE MART	732.75	0180	SCOTT, ALANA KAY	214.15	373.55
USPS PO BOXES ONLINE	148.00	0180	SCOTT, ALANA KAY	214.15	373.55
WAL-MART #0490	384.67	0180	SCOTT, ALANA KAY	214.15	373.55
WM SUPERCENTER #490	305.18	0180	SCOTT, ALANA KAY	214.15	373.55
LOWES #02506	1,056.33	0180	STONE, MICHAEL STEVEN	214.15	207.62
SHERWIN WILLIAMS 707000	490.76	0180	STONE, MICHAEL STEVEN	214.15	207.62
THE HOME DEPOT #0526	78.88	0180	STONE, MICHAEL STEVEN	214.15	207.62
THE HOME DEPOT 526	93.60	0180	STONE, MICHAEL STEVEN	214.15	207.62
ZIEBART TX-70	149.00	0180	STONE, MICHAEL STEVEN	214.15	207.62
A WAVELL FLAGPOLE	156.00	0180	AGUILAR, ROBERT MARIO	214.15	181.63
EXXONMOBIL 45362076	436.72	0180	AGUILAR, ROBERT MARIO	214.15	181.63

Nueces County
Transaction Totals by Department Average
Statement Date(s): 05/28/2020

Merchant	Amount	Department	Card Holder Name	Average Transaction per Dept	Average Transaction per Cardholder
HOLT CAT CORPUS - MC	946.14	0180	AGUILAR, ROBERT MARIO	214.15	181.63
LUBRICATION STATION	114.96	0180	AGUILAR, ROBERT MARIO	214.15	181.63
MG BUILDING CORPUS CHRIS	107.04	0180	AGUILAR, ROBERT MARIO	214.15	181.63
NORTH PADRE ACE HARDWARE	237.09	0180	AGUILAR, ROBERT MARIO	214.15	181.63
MINIT MAN - 1	124.94	0180	CROSS, KENNETH SCOTT	214.15	124.94
LOWES #01825	1,886.98	0180	CRONIN, RONALD MICHAEL	214.15	104.35
NORTH PADRE ACE HARDWARE	195.96	0180	CRONIN, RONALD MICHAEL	214.15	104.35
THE HOME DEPOT #0526	212.81	0180	CRONIN, RONALD MICHAEL	214.15	104.35
1398 COLUMBIA	117.20	0180	GALVAN JR, ANTONIO	214.15	57.99
FEDERAL IRON AND METAL IN	39.92	0180	GALVAN JR, ANTONIO	214.15	57.99
GRAINGER	137.70	0180	GALVAN JR, ANTONIO	214.15	57.99
GRAYBAR ELECTRIC	51.95	0180	GALVAN JR, ANTONIO	214.15	57.99
LOWES #01825	97.42	0180	GALVAN JR, ANTONIO	214.15	57.99
NORTH PADRE ACE HARDWARE	32.57	0180	GALVAN JR, ANTONIO	214.15	57.99
NORTHERN TOOL + EQUIP	109.90	0180	GALVAN JR, ANTONIO	214.15	57.99
SQ TEXAS SIGN EXPRESS	108.00	0180	GALVAN JR, ANTONIO	214.15	57.99
THE HOME DEPOT #6584	42.77	0180	GALVAN JR, ANTONIO	214.15	57.99
WAL-MART #0490	63.68	0180	GALVAN JR, ANTONIO	214.15	57.99
ZARSKY LUMBER-PORT ARANS	126.70	0180	GALVAN JR, ANTONIO	214.15	57.99
ACADEMY SPORTS #29	699.98	6110	OTT, JASON P	214.01	241.42
ALTEX COMPUTER AND ELECTR	12.88	6110	OTT, JASON P	214.01	241.42
AMAZON.COM M76TU3XU2	74.69	6110	OTT, JASON P	214.01	241.42
AMAZON.COM MC44D8KM1 AMZN	349.05	6110	OTT, JASON P	214.01	241.42
FASTSIGNS 11901 I	70.52	6110	OTT, JASON P	214.01	241.42
TX DEPT AGRICULTURE	76.94	6110	GIBBS, KEVIN ODELL	214.01	76.94
APACHE INDUSTRIAL SERVI	650.00	5105	MUNGUIA, MELISSA BETH	190.76	190.76
H-E-B #210	126.84	5105	MUNGUIA, MELISSA BETH	190.76	190.76
H-E-B #462	28.48	5105	MUNGUIA, MELISSA BETH	190.76	190.76
SPECTRUM	148.48	5105	MUNGUIA, MELISSA BETH	190.76	190.76
AUTOZONE #1328	25.98	3810	MARTINEZ, FELIPE DE JESUS	185.34	256.12
CHAMPION CHEVY_CADILLA	168.49	3810	MARTINEZ, FELIPE DE JESUS	185.34	256.12
PRODUCTIVITY CENTER INC	330.00	3810	MARTINEZ, FELIPE DE JESUS	185.34	256.12
SQ AUTO WORKS UNLIMITED	500.00	3810	MARTINEZ, FELIPE DE JESUS	185.34	256.12

Nueces County
Transaction Totals by Department Average
Statement Date(s): 05/28/2020

Merchant	Amount	Department	Card Holder Name	Average Transaction per Dept	Average Transaction per Cardholder
H&L DISCOUNT OIL	639.95	3810	CANTU, MARK A	185.34	234.98
SQ ABSOLUTE WRECKER & ST	65.00	3810	CANTU, MARK A	185.34	234.98
AN FORD MAZDA CORPUS	284.70	3810	ROSAS, STEPHEN A	185.34	98.94
SQ ABSOLUTE WRECKER & ST	65.00	3810	ROSAS, STEPHEN A	185.34	98.94
SQ AUTO WORKS UNLIMITED	125.00	3810	ROSAS, STEPHEN A	185.34	98.94
TEXAS EXCELLENCE DETAIL	20.00	3810	ROSAS, STEPHEN A	185.34	98.94
AMAZON.COM QZ2WJ81X3 AMZN	47.31	6210	MUNOZ, NORMA	182.43	182.43
AMZN MKTP US 900HG9KL3	36.79	6210	MUNOZ, NORMA	182.43	182.43
AMZN MKTP US BH0EG3VQ3	242.26	6210	MUNOZ, NORMA	182.43	182.43
AMZN MKTP US CN6DV49A3	29.22	6210	MUNOZ, NORMA	182.43	182.43
AMZN MKTP US MC0M29600	195.00	6210	MUNOZ, NORMA	182.43	182.43
SAMES KINGSVILLE FORD	786.22	6210	MUNOZ, NORMA	182.43	182.43
SPECTRUM	122.61	6210	MUNOZ, NORMA	182.43	182.43
CHAMPION ENERGY SERVICES	114.83	4130	MARTINEZ, SARAH EVETTE	181.13	181.13
CITY OF CORPUS CHRISTI	275.42	4130	MARTINEZ, SARAH EVETTE	181.13	181.13
CORPUS CHRISTI CALLER	1,766.00	4130	MARTINEZ, SARAH EVETTE	181.13	181.13
CORPUS CHRISTI FUNERAL	1,742.00	4130	MARTINEZ, SARAH EVETTE	181.13	181.13
FSI DIRECT ENERGY	119.43	4130	MARTINEZ, SARAH EVETTE	181.13	181.13
GUARDIAN FUNERAL HOME & C	821.00	4130	MARTINEZ, SARAH EVETTE	181.13	181.13
JCPENNEY EGIFT CARD	8,575.00	4130	MARTINEZ, SARAH EVETTE	181.13	181.13
PAW ALL FAITH CREMATION	1,642.00	4130	MARTINEZ, SARAH EVETTE	181.13	181.13
RELIANT ENERGY	184.38	4130	MARTINEZ, SARAH EVETTE	181.13	181.13
ROBSTOWN UTILITY SYSTEMS	220.20	4130	MARTINEZ, SARAH EVETTE	181.13	181.13
STREAM ENERGY	140.77	4130	MARTINEZ, SARAH EVETTE	181.13	181.13
TREVINO FUNERAL HOME	921.00	4130	MARTINEZ, SARAH EVETTE	181.13	181.13
TXU BILL PAYMENT	945.31	4130	MARTINEZ, SARAH EVETTE	181.13	181.13
WALMART EGIFT CARD	100.00	4130	MARTINEZ, SARAH EVETTE	181.13	181.13
XOOM ENERGY	183.58	4130	MARTINEZ, SARAH EVETTE	181.13	181.13
CULLIGAN/ULTRAPURE WAT	13.95	3830	MENDOZA JR, OSCAR	173.26	173.26
DAILY WELLS COMMUNICATIO	65.00	3830	MENDOZA JR, OSCAR	173.26	173.26
EVINS GLASS SERVICE INC	483.61	3830	MENDOZA JR, OSCAR	173.26	173.26

Nueces County
Transaction Totals by Department Average
Statement Date(s): 05/28/2020

Merchant	Amount	Department	Card Holder Name	Average Transaction per Dept	Average Transaction per Cardholder
NEESSEN CHEVROLET BUICK	223.50	3830	MENDOZA JR, OSCAR	173.26	173.26
O'REILLY AUTO PARTS 1982	135.51	3830	MENDOZA JR, OSCAR	173.26	173.26
WESTERN AUTO ACE HARDWAR	118.01	3830	MENDOZA JR, OSCAR	173.26	173.26
BIOQUIP PRODUCTS INC	448.60	3092	HINOJOSA, VICTOR A	164.88	236.23
JOHN W HOCK CO	599.16	3092	HINOJOSA, VICTOR A	164.88	236.23
THE HOME DEPOT #6584	270.61	3092	HINOJOSA, VICTOR A	164.88	236.23
THE HOME DEPOT 6584	99.00	3092	HINOJOSA, VICTOR A	164.88	236.23
CLARKE MOSQUITO CONTRO	371.30	3092	FLORES, MICHAEL ANTHONY	164.88	173.90
GREYHOUND LINES 6855	42.90	3092	FLORES, MICHAEL ANTHONY	164.88	173.90
MCCOYS #17	32.96	3092	FLORES, MICHAEL ANTHONY	164.88	173.90
O'REILLY AUTO PARTS 712	94.55	3092	FLORES, MICHAEL ANTHONY	164.88	173.90
THE HOME DEPOT 6584	498.00	3092	FLORES, MICHAEL ANTHONY	164.88	173.90
UNIVAR USA INC.	3.66	3092	FLORES, MICHAEL ANTHONY	164.88	173.90
GREYHOUND LINES 6855	83.05	3092	DIAZ JR, DONACIANO R	164.88	44.33
UNIVAR USA INC.	94.28	3092	DIAZ JR, DONACIANO R	164.88	44.33
ZAPBUG INC	199.99	6310	GARZA, CYNTHIA J	164.57	199.99
AMZN MKTP US 5E1EC0PX3	357.73	6310	DRILLEN, CRYSTAL	164.57	159.51
AMZN MKTP US LL22K4EL3	10.76	6310	DRILLEN, CRYSTAL	164.57	159.51
AMZN MKTP US M72CR9TT0	222.43	6310	DRILLEN, CRYSTAL	164.57	159.51
AMZN MKTP US MC0VQ8HL2	140.00	6310	DRILLEN, CRYSTAL	164.57	159.51
APPLE.COM/BILL	97.38	6310	DRILLEN, CRYSTAL	164.57	159.51
LIBRARY SALES INC	288.29	6310	DRILLEN, CRYSTAL	164.57	159.51
BEST BUY 00002352	151.51	1200	BENAVIDEZ, RAFAEL G	151.51	151.51
STATE BAR TX-DUES-WEB	1,892.00	1130	VELA, MELISSA DIANE	150.87	189.20
USPS PO 4820200410	60.80	1130	HINOJOSA-PERSOHN, BELINDA	150.87	30.40
CC CALLER-TIMES	8.52	1130	CASAS, NORMA N	150.87	8.52
EPIC PEDIATRIC THERAPY CE	1,400.00	3480	SALDANA, DEANNA	145.70	300.98
H-E-B #069	53.03	3480	SALDANA, DEANNA	145.70	300.98
H-E-B #462	53.03	3480	SALDANA, DEANNA	145.70	300.98
IDENTOGO - TX FINGERPRINT	77.00	3480	SALDANA, DEANNA	145.70	300.98
MOORE MEDICAL LLC	325.35	3480	SALDANA, DEANNA	145.70	300.98
QDI QUEST DIAGNOSTICS	101.60	3480	SALDANA, DEANNA	145.70	300.98
SHS SUREPOINTER	3,425.00	3480	SALDANA, DEANNA	145.70	300.98
WALMART.COM	-318.38	3480	SALDANA, DEANNA	145.70	300.98
WAL-MART #0470	175.78	3480	DAVIS, JAKOREY JAMAL	145.70	175.78

Nueces County
Transaction Totals by Department Average
Statement Date(s): 05/28/2020

Merchant	Amount	Department	Card Holder Name	Average Transaction per Dept	Average Transaction per Cardholder
CARISMA WASH LUBE AND DE	14.95	3480	FLORES, PAUL	145.70	135.22
TC AUTO SERVICE	579.34	3480	FLORES, PAUL	145.70	135.22
THE HOME DEPOT #6584	217.00	3480	FLORES, PAUL	145.70	135.22
BARNES & NOBLE #2818	119.96	3480	MORIN, ERICKA ANGELA	145.70	122.29
DOLLAR TREE	20.00	3480	MORIN, ERICKA ANGELA	145.70	122.29
H-E-B #643	1,337.59	3480	MORIN, ERICKA ANGELA	145.70	122.29
WAL-MART #0470	83.77	3480	MORIN, ERICKA ANGELA	145.70	122.29
WM SUPERCENTER #470	28.44	3480	MORIN, ERICKA ANGELA	145.70	122.29
CHEWY.COM	65.29	3480	SCHMIDT, CLAUDIA ANNETTE	145.70	109.17
PETSMART # 0196	57.44	3480	SCHMIDT, CLAUDIA ANNETTE	145.70	109.17
SANTA FE ANIMAL HOSPITAL	204.77	3480	SCHMIDT, CLAUDIA ANNETTE	145.70	109.17
THE HOME DEPOT #6584	108.26	3480	TOREN, MILES D	145.70	54.13
THE HOME DEPOT #0526	9.72	3480	SIERRA, DANIEL JONATHAN	145.70	29.97
WALGREENS #4424	80.18	3480	SIERRA, DANIEL JONATHAN	145.70	29.97
WALGREENS #3638	27.00	3480	ORTIZ, ESTELLA	145.70	17.79
WALGREENS #4424	44.14	3480	ORTIZ, ESTELLA	145.70	17.79
ZOOM.US	15.98	3480	FLORES, HOMER	145.70	15.98
ALTEX COMPUTER AND ELECTR	174.65	3480	MORENO, JOSHUA ANTHONY	145.70	3.30
BOB BARKER COMPANY INC	-259.90	3480	MORENO, JOSHUA ANTHONY	145.70	3.30
DISNEYPLUS	14.06	3480	MORENO, JOSHUA ANTHONY	145.70	3.30
WALGREENS #4424	50.98	3480	MORENO, JOSHUA ANTHONY	145.70	3.30
WALMART.COM	39.98	3480	MORENO, JOSHUA ANTHONY	145.70	3.30
SKILLPATH / NATIONAL	-21.11	3480	MILAM, JOHN	145.70	-21.11
SQ SHORELINE AT THE COUR	436.87	1120	TURNER, MARGARET MARY	104.89	109.22
H-E-B #022	87.58	1120	CANALES, BARBARA ANN	104.89	87.58
WOODS & POOLE ECONOMICS	292.50	0370	CASPER, CRAIG THOMAS	102.06	292.50
8X8 INC 888-898-8733	291.17	0370	CARRIZALES, DANIEL VILLARREAL	102.06	70.32
BEST BUY 00002352	-29.99	0370	CARRIZALES, DANIEL VILLARREAL	102.06	70.32
BESTBUYCOM806054963047	29.99	0370	CARRIZALES, DANIEL VILLARREAL	102.06	70.32
CROSS BORDER TRANS FEE	0.15	0370	CARRIZALES, DANIEL VILLARREAL	102.06	70.32
PAYPAL WONDERIDEA	15.00	0370	CARRIZALES, DANIEL VILLARREAL	102.06	70.32
SPECTRUM	115.58	0370	CARRIZALES, DANIEL VILLARREAL	102.06	70.32

Nueces County
Transaction Totals by Department Average
Statement Date(s): 05/28/2020

Merchant	Amount	Department	Card Holder Name	Average Transaction per Dept	Average Transaction per Cardholder
DOLLAR GENERAL #12983	18.94	1160	CRUZ, EMMA	96.66	96.66
TARGET 00003350	174.38	1160	CRUZ, EMMA	96.66	96.66
NADCP	2,970.00	0402	MORALES, RICARDO	60.90	1,485.00
ALTEX COMPUTER AND ELECTR	172.95	0402	LAVERS, THOMAS EARL	60.90	176.48
THERANEST WILEY M	180.00	0402	LAVERS, THOMAS EARL	60.90	176.48
AMZN MKTP US AP24G57H3	437.60	0402	SVEHLA, STANLEY COY	60.90	-49.26
SOUTHWES 5260192177963	-159.28	0402	SVEHLA, STANLEY COY	60.90	-49.26
SOUTHWES 5260192177976	-159.28	0402	SVEHLA, STANLEY COY	60.90	-49.26
SOUTHWES 5260192177979	-159.28	0402	SVEHLA, STANLEY COY	60.90	-49.26
SOUTHWES 5260192181425	-192.16	0402	SVEHLA, STANLEY COY	60.90	-49.26
SOUTHWES 5260192181438	-192.16	0402	SVEHLA, STANLEY COY	60.90	-49.26
SOUTHWES 5260192181458	-192.16	0402	SVEHLA, STANLEY COY	60.90	-49.26
SOUTHWES 5260192181471	-192.16	0402	SVEHLA, STANLEY COY	60.90	-49.26
SOUTHWES 5260192182232	-192.16	0402	SVEHLA, STANLEY COY	60.90	-49.26
SOUTHWES 5260192864772	-48.98	0402	SVEHLA, STANLEY COY	60.90	-49.26
SOUTHWES 5260192865036	-238.98	0402	SVEHLA, STANLEY COY	60.90	-49.26
SOUTHWES 5260192865464	-159.28	0402	SVEHLA, STANLEY COY	60.90	-49.26
SOUTHWES 5260192865694	-172.28	0402	SVEHLA, STANLEY COY	60.90	-49.26
SOUTHWES 5260192865705	-172.28	0402	SVEHLA, STANLEY COY	60.90	-49.26
WALMART.COM	856.81	0402	SVEHLA, STANLEY COY	60.90	-49.26
AMERICAN AIR0017418450026	-132.20	0402	SHULL, WILLIAM AGUSTIN	60.90	-185.64
SOUTHWES 5260193987176	-48.98	0402	SHULL, WILLIAM AGUSTIN	60.90	-185.64
SOUTHWES 5260193987510	-253.98	0402	SHULL, WILLIAM AGUSTIN	60.90	-185.64
UNITED 0167418450104	-307.40	0402	SHULL, WILLIAM AGUSTIN	60.90	-185.64
MASTERWORD	59.70	3300	ROBERTS, MARILEE LISEC	59.70	59.70
CC DISTRIBUTORS	55.02	1275	ACOSTA, DIANA MARIA	55.02	55.02
INF CITY DIRECTORIES	380.00	3820	GONZALES, MINERVA S	53.76	126.67
PRO AUTOMOTIVE	182.60	3820	ROBERTSON III, HUEL JAMES	53.76	94.80
SQ STICKER XPRESS	7.00	3820	ROBERTSON III, HUEL JAMES	53.76	94.80
AN FORD MAZDA CORPUS	73.51	3820	LINDNER, DAVID F	53.76	62.87
OSS ACADEMY	30.00	3820	LINDNER, DAVID F	53.76	62.87
PRO AUTOMOTIVE	85.09	3820	LINDNER, DAVID F	53.76	62.87
OSS ACADEMY	349.00	3820	MARTINEZ JR, MARCIAL	53.76	58.17
ISLAND TIRE AND AUTOMOTIV	34.03	3820	ZAMORA, ANTHONY	53.76	34.52
OSS ACADEMY	35.00	3820	ZAMORA, ANTHONY	53.76	34.52
ISLAND TIRE AND AUTOMOTIV	15.00	3820	BALDERAS, RENE	53.76	32.50
OSS ACADEMY	180.00	3820	BALDERAS, RENE	53.76	32.50
APOLLO TOWING EASY RIDER	75.00	3820	BRANDON, DONNA D	53.76	32.50

Nueces County
Transaction Totals by Department Average
Statement Date(s): 05/28/2020

Merchant	Amount	Department	Card Holder Name	Average Transaction per Dept	Average Transaction per Cardholder
IN SUPERGLASS WINDSHIELD	30.00	3820	BRANDON, DONNA D	53.76	32.50
OFFICE DEPOT #70	24.98	3820	BRANDON, DONNA D	53.76	32.50
ISLAND TIRE AND AUTOMOTIV	31.67	3820	HILL, JAMES ROBERT	53.76	31.67
OSS ACADEMY	80.00	3820	NELSON, JOSEPH DAVID	53.76	26.67
AMAZON PRIME	-131.99	1122	BEDIA, MARIA MAGDALENA	52.49	52.49
AMAZON PRIME M78OW7V32	12.99	1122	BEDIA, MARIA MAGDALENA	52.49	52.49
BESTBUYCOM806053210584	272.97	1122	BEDIA, MARIA MAGDALENA	52.49	52.49
FEDEX 92937573	85.62	1122	BEDIA, MARIA MAGDALENA	52.49	52.49
ZOOM.US	127.87	1122	BEDIA, MARIA MAGDALENA	52.49	52.49
GARDEN CORNER OF BLUNTZER	76.80	5330	MONTES, MICHAEL RENE	41.43	70.38
TRACTOR SUPPLY CO #1907	63.96	5330	MONTES, MICHAEL RENE	41.43	70.38
BECK AND MASTEN BUICK GMC	24.12	5330	RAMIREZ, JUAN A	41.43	31.78
CITY OF CORPUS CHRISTI	4.71	5330	RAMIREZ, JUAN A	41.43	31.78
THE HOME DEPOT #6564	18.16	5330	RAMIREZ, JUAN A	41.43	31.78
VIP CAR WASH AND LUBE NW	143.70	5330	RAMIREZ, JUAN A	41.43	31.78
DISCOUNT AUTO 2	25.50	3840	SHERWOOD, ROBERT W	19.95	19.95
USPS PO 4871900373	14.40	3840	SHERWOOD, ROBERT W	19.95	19.95
Total	407,924.17				

Nueces County
Transaction Totals by Vendor
Statement Dates: 05/28/2020

Merchant	Amount	Transaction Count	Average Transaction
1398 COLUMBIA	117.20	1	117.20
24 HR SAFETY-CORPUS CH	621.49	6	103.58
8X8 INC 888-898-8733	291.17	1	291.17
A & B PLASTICS AND FABRIC	2,488.50	8	311.06
A PLUS PLUMBING AND RE	6,501.53	5	1,300.31
A WAVELL FLAGPOLE	202.50	2	101.25
A&W OFFICE SUPPLY	1,635.91	8	204.49
AB&R	534.47	2	267.24
ACADEMY SPORTS #29	699.98	1	699.98
ADVANCE AUTO PARTS #3344	141.96	9	15.77
AIR AND FILTERS	39.28	1	39.28
AIRGAS USA LLC	500.63	3	166.88
ALARM SECURITY & CONT.	1,630.00	2	815.00
ALTEX COMPUTER AND ELECTR	1,872.93	5	374.59
AMAZON PRIME	-131.99	2	-66.00
AMAZON PRIME M78OW7V32	12.99	1	12.99
AMAZON.COM CB0G383C3	4,160.00	1	4,160.00
AMAZON.COM M711352K0	668.70	1	668.70
AMAZON.COM M71GW1150	6,995.00	1	6,995.00
AMAZON.COM M76TU3XU2	74.69	1	74.69
AMAZON.COM M78PY4PF1	322.42	1	322.42
AMAZON.COM MC44D8KM1 AMZN	349.05	1	349.05
AMAZON.COM MC9WU1600	3,830.00	1	3,830.00
AMAZON.COM QZ2WJ81X3 AMZN	47.31	1	47.31
AMAZON.COM TS3E69K13 AMZN	736.00	1	736.00
AMERICAN AIR0017418450026	-132.20	1	-132.20
AMERICAN SHORE & BEAC	120.00	1	120.00
AMERICAN SOLUTIONS4 BUS	6,848.56	6	1,141.43
AMZN DIGITAL	-6.33	1	-6.33
AMZN DIGITAL M73IT4181	6.33	1	6.33
AMZN MKTP US 162ZR5WW3	29.20	1	29.20
AMZN MKTP US 5D0X625R3	278.09	1	278.09
AMZN MKTP US 5E1EC0PX3	357.73	1	357.73
AMZN MKTP US 7I7HA1A53	959.96	1	959.96
AMZN MKTP US 900HG9KL3	36.79	1	36.79
AMZN MKTP US AP24G57H3	437.60	1	437.60
AMZN MKTP US AU00O7P53	26.96	1	26.96
AMZN MKTP US BH0EG3VQ3	242.26	1	242.26
AMZN MKTP US CN6DV49A3	29.22	1	29.22
AMZN MKTP US EY73S5RK3	25.98	1	25.98
AMZN MKTP US F07LS2YC3	1,652.36	1	1,652.36
AMZN MKTP US HM7NG5DN3	412.55	1	412.55

Nueces County
Transaction Totals by Vendor
Statement Dates: 05/28/2020

Merchant	Amount	Transaction Count	Average Transaction
AMZN MKTP US IY7HB2TI3	199.92	1	199.92
AMZN MKTP US JZ4K66XS3	329.97	1	329.97
AMZN MKTP US LL22K4EL3	10.76	1	10.76
AMZN MKTP US M70FH1BC2	204.64	1	204.64
AMZN MKTP US M71MU21Q1 AM	8.99	1	8.99
AMZN MKTP US M72CR9TT0	222.43	1	222.43
AMZN MKTP US M73HD02H0	171.31	1	171.31
AMZN MKTP US M73LJ1B72	97.65	1	97.65
AMZN MKTP US M74UZ5ZH0	29.98	1	29.98
AMZN MKTP US M76DT8WV1	172.78	1	172.78
AMZN MKTP US M776V1NA2	77.28	1	77.28
AMZN MKTP US M77RB8VD1 AM	37.38	1	37.38
AMZN MKTP US M79V47J72	759.70	1	759.70
AMZN MKTP US M79VT1NS1	22.98	1	22.98
AMZN MKTP US MC0M29600	195.00	1	195.00
AMZN MKTP US MC0VQ8HL2	140.00	1	140.00
AMZN MKTP US MC3OQ7DM2	639.90	1	639.90
AMZN MKTP US MC41K8S22	170.76	1	170.76
AMZN MKTP US MC4GG46R1	131.94	1	131.94
AMZN MKTP US MC4LX8280	14.99	1	14.99
AMZN MKTP US MC4QA5U70 AM	10.72	1	10.72
AMZN MKTP US MC5M266Q1	38.99	1	38.99
AMZN MKTP US MC62Q57O1	219.95	1	219.95
AMZN MKTP US MC8MQ18V2	279.96	1	279.96
AMZN MKTP US MC8P079D0	69.99	1	69.99
AMZN MKTP US NS1LB6CA3	260.00	1	260.00
AMZN MKTP US OF1PD3HN3	260.19	1	260.19
AMZN MKTP US UE6T82AD3	596.89	1	596.89
AMZN MKTP US UR6E822K3	3,839.84	1	3,839.84
AN FORD MAZDA CORPUS	358.21	3	119.40
ANNAVILLE MUFFLER AND	700.00	2	350.00
AOC AUTO PARTS	37.95	1	37.95
APACHE INDUSTRIAL SERVI	650.00	1	650.00
APOLLO TOWING EASY RIDER	75.00	1	75.00
APPLE.COM/BILL	97.38	2	48.69
ARNOLD OIL COMPANY	892.00	15	59.47
ASHMORE PAINT COMPANY INC	1,927.17	3	642.39
AUTOZONE #1328	58.95	2	29.48
AUTOZONE #4215	122.06	2	61.03
AUTOZONE 4216	23.94	1	23.94
AXON	847.50	1	847.50
BARNES & NOBLE #2818	119.96	1	119.96

Nueces County
Transaction Totals by Vendor
Statement Dates: 05/28/2020

Merchant	Amount	Transaction Count	Average Transaction
BAY AREA LANDSCAPES &	988.55	1	988.55
BECK AND MASTEN BUICK GMC	426.98	7	61.00
BEST BUY 00002352	121.52	2	60.76
BEST WESTERN PLUS	190.90	2	95.45
BESTBUYCOM806053210584	272.97	2	136.49
BESTBUYCOM806054963047	29.99	1	29.99
BIG JOES TIRE & AUTO	665.53	2	332.77
BINSWANGER GLASS #100	3,353.99	3	1,118.00
BIOQUIP PRODUCTS INC	448.60	1	448.60
BIRDS RUBBER STAMPS	542.86	2	271.43
BLT RESTAURANT SUPPLY LL	4,770.36	1	4,770.36
BOB BARKER COMPANY INC	3,346.10	4	836.53
BOB'S CITY GARAGE	767.00	2	383.50
BROOKS TIRE INC	133.50	2	66.75
BUSH HYDRAULICS	531.21	3	177.07
C.C. BATTERY COMPANY	598.93	7	85.56
CARISMA WASH LUBE AND DE	113.81	2	56.91
CBS RENTAL & SUPPLY	1,423.94	8	177.99
CC CALLER-TIMES	8.52	1	8.52
CC DISTRIBUTORS	388.62	3	129.54
CC STAMP WORKS INC	886.10	8	110.76
CDR #1	28.00	1	28.00
CDW GOVT #XRP8125	284.05	1	284.05
CDW GOVT #XRZ5836	1,835.82	1	1,835.82
CDW GOVT #XSP7965	427.91	1	427.91
CDW GOVT #XVW1464	739.69	1	739.69
CDW GOVT #XXF7984	135.96	1	135.96
CECILIA MAURICIO	250.00	1	250.00
CHAMPION CHEVY_CADILLA	168.49	1	168.49
CHAMPION ENERGY SERVICES	114.83	1	114.83
CHEWY.COM	65.29	1	65.29
CITY OF CORPUS CHRISTI	604.94	7	86.42
CLARKE MOSQUITO CONTRO	371.30	1	371.30
COASTAL OFFICE SOLUTIONS	1,832.04	4	458.01
CORPUS CHRISTI CALLER	1,766.00	1	1,766.00
CORPUS CHRISTI FORD	428.33	1	428.33
CORPUS CHRISTI FREIGHTLIN	3,546.37	14	253.31
CORPUS CHRISTI FUNERAL	3,584.00	4	896.00
CORPUS CHRISTI LOCK DOC L	102.62	1	102.62
CORPUS CHRISTI SAFE AND L	276.30	5	55.26
CORPUS CHRISTI WILBERT	990.00	1	990.00
COTTONWOOD SOFTWARE	15.00	1	15.00

Nueces County
Transaction Totals by Vendor
Statement Dates: 05/28/2020

Merchant	Amount	Transaction Count	Average Transaction
CRAFCO SAN ANTONIO TX	462.65	3	154.22
CREAGER BATTERY AND TI	14.00	2	7.00
CROSS BORDER TRANS FEE	6.99	2	3.50
CRT FLOORING- CORPUS CHRI	600.00	1	600.00
CULLIGAN/ULTRAPURE WAT	13.95	1	13.95
DAILY WELLS COMMUNICATIO	3,968.52	8	496.07
DELTA SPECIALTIES SUPPLY	1,475.00	1	1,475.00
DIAMOND B TRACTORS AND EQ	297.95	1	297.95
DISCOUNT AUTO 2	25.50	1	25.50
DISCOUNT-TIRE-CO TXC-05	59.00	2	29.50
DISNEYPLUS	14.06	1	14.06
DISPLAYS2GO	1,923.90	3	641.30
DISPUTE-TARGET 00015420	-55.00	1	-55.00
DMI DELL HIGHER EDUC	932.89	2	466.45
DOL VETS	495.00	1	495.00
DOLLAR GENERAL #12983	18.94	1	18.94
DOLLAR TREE	115.00	2	57.50
DTV DIRECTV SERVICE	381.37	3	127.12
EAGLE LOCK AND KEY	214.95	1	214.95
EDDIES GULF RADIATOR	950.00	1	950.00
EL CENTRO LANDFILL	324.73	5	64.95
ELITE	27.00	1	27.00
ENGAGE MARKIDO INC	684.00	1	684.00
ENVIROTEST LLC	854.00	1	854.00
EPIC PEDIATRIC THERAPY CE	1,400.00	1	1,400.00
ESAFETY SUPPLIES INC	1,149.48	1	1,149.48
EVEREST WATER COFFEE	84.73	2	42.37
EVIDENT INC	175.23	2	87.62
EVINS GLASS SERVICE INC	1,020.28	2	510.14
EWALD KUBOTA - CORPUS CHR	319.72	3	106.57
EXXONMOBIL 45362076	436.72	1	436.72
FASCLAMPITT CORPUS CHRIST	320.41	5	64.08
FASTSERV SUPPLY CORPUS	57.54	1	57.54
FASTSIGNS 11901 I	70.52	1	70.52
FEDERAL IRON AND METAL IN	39.92	1	39.92
FEDEX 92937573	85.62	1	85.62
FERGUSON ENT # 116	553.81	6	92.30
FINANCIAL SERVICES	21,335.34	1	21,335.34
FIRETROL PROTECTION SYSTE	140.00	1	140.00
FIVE POINTS AUTO CENTER	1,305.39	4	326.35
FLAGS IMPORTER CORP	620.49	1	620.49
FLEET MANAGEMENT SOLUTNS	96.00	1	96.00

Nueces County
Transaction Totals by Vendor
Statement Dates: 05/28/2020

Merchant	Amount	Transaction Count	Average Transaction
FLEETPRIDE155	25.67	1	25.67
FSI CPL RETAIL	224.48	2	112.24
FSI DIRECT ENERGY	253.57	2	126.79
GARDEN CORNER OF BLUNTZER	76.80	1	76.80
GATEWAY PRINTING & OFFICE	14,808.79	55	269.25
GENERAL CRANE SERVICE CO	461.30	1	461.30
GILL LANDSCAPE NURSERY	237.55	1	237.55
GOODYEAR A.S.C. #4738	956.61	3	318.87
GOODYEAR TIRE #4739	2,407.93	5	481.59
GRAINGER	557.74	6	92.96
GRANDE COMMUNICATIONS	100.08	1	100.08
GRAPPLERS- INC	110.02	1	110.02
GRAYBAR ELECTRIC	1,014.83	5	202.97
GREEN MOUNTAIN ENERGY	46.55	1	46.55
GREYHOUND LINES 6855	125.95	3	41.98
GUARDIAN FUNERAL HOME & C	3,484.00	4	871.00
GULF COAST GRAPHICS	70.00	1	70.00
GULF COAST LASER RENU	438.00	1	438.00
GULF COAST MAILING SERV	988.40	1	988.40
GULF COAST NUT & BOLT SUP	31.77	1	31.77
GULF COAST PANAMA JACK	1,126.57	1	1,126.57
GULF COAST PAPER COMPANY-	43,862.61	88	498.44
H&L DISCOUNT OIL	1,739.98	4	435.00
H-E-B #210	443.68	3	147.89
H-E-B #022	87.58	1	87.58
H-E-B #069	161.67	3	53.89
H-E-B #462	81.51	2	40.76
H-E-B #643	1,337.59	8	167.20
HARBOR FREIGHT TOOLS 71	23.22	1	23.22
HEBERT IRRIGATION	277.50	1	277.50
HOLIDAY INN	341.55	16	21.35
HOLT CAT CORPUS - MC	2,516.67	6	419.45
HOSE OF SOUTH TEXAS	589.66	7	84.24
HOT ROD RUDYS	506.48	3	168.83
IDENTOGO - TX FINGERPRINT	77.00	7	11.00
IN ACADEMIC CHURCH & CHO	608.00	2	304.00
IN ICONIC SIGN GROUP LL	1,807.65	1	1,807.65
IN JT LUCAS ENTERPRISES	1,195.21	1	1,195.21
IN PRO TECH MECHANICAL I	2,052.01	1	2,052.01
IN R & R PETRO SERVICES	133.23	3	44.41
IN SUPERGLASS WINDSHIELD	30.00	1	30.00
INF CITY DIRECTORIES	380.00	3	126.67

Nueces County
Transaction Totals by Vendor
Statement Dates: 05/28/2020

Merchant	Amount	Transaction Count	Average Transaction
INTERSTATE BATTERIES	259.49	3	86.50
INTUIT QUICKBOOKS	714.87	1	714.87
ISLAND TIRE AND AUTOMOTIV	80.70	3	26.90
ITD PRINT SOLUTIONS	408.00	1	408.00
JCPENNEY EGIFT CARD	8,575.00	77	111.36
JEAN'S RESTAURANT SUPPLY	253.19	1	253.19
JOHN W HOCK CO	599.16	1	599.16
JOHNSON CONTROLS SS	1,783.55	1	1,783.55
JOHNSTONE SUPPLY CORPUS	61.96	1	61.96
JUST ENERGY	150.00	1	150.00
KIMBALL MIDWEST PAYEEZY	280.95	2	140.48
KOETTER FIRE CORPUS	1,535.00	1	1,535.00
LIBRARY SALES INC	288.29	1	288.29
LOWES #01825	1,984.40	16	124.03
LOWES #02506	1,056.33	4	264.08
LUBRICATION STATION	114.96	2	57.48
MARCO & CO. CATERING	193.50	1	193.50
MARKER 37 MARINA	153.31	2	76.66
MASTERWORD	59.70	1	59.70
MCCOYS #17	133.59	4	33.40
MG BUILDING CORPUS CHRIS	107.04	2	53.52
MIDAS AUTO CENTER	75.24	1	75.24
MINIT MAN - 1	124.94	1	124.94
MOMAR INC	2,436.22	3	812.07
MOORE MEDICAL LLC	325.35	1	325.35
MUNIZ ELECTRIC AND COOLIN	3,162.20	3	1,054.07
MY BINDING COM	110.62	1	110.62
NADCP	2,970.00	2	1,485.00
NEESSEN CHEVROLET BUICK	223.50	1	223.50
NET32 DISCOUNT DISPOS	120.01	1	120.01
NNA SERVICES LLC	519.00	3	173.00
NORTH PADRE ACE HARDWARE	465.62	10	46.56
NORTHERN TOOL + EQUIP	119.89	2	59.95
NSC NORTHERN SAFETY CO	229.90	1	229.90
NUECES CO TX - GOV PAY FE	6.00	2	3.00
NUECES CO TX-TAC-MOTOR	98.75	2	49.38
NUECES COUNTY WCID 3	1,500.57	1	1,500.57
O BERK COMPANY LLC	5,633.45	4	1,408.36
O'REILLY AUTO PARTS 1441	37.59	1	37.59
O'REILLY AUTO PARTS 1982	843.05	9	93.67
O'REILLY AUTO PARTS 2292	19.47	1	19.47
O'REILLY AUTO PARTS 635	1,095.30	22	49.79

Nueces County
Transaction Totals by Vendor
Statement Dates: 05/28/2020

Merchant	Amount	Transaction Count	Average Transaction
O'REILLY AUTO PARTS 712	94.55	1	94.55
OFFICE DEPOT #1127	204.56	1	204.56
OFFICE DEPOT #468	41.49	1	41.49
OFFICE DEPOT #70	374.53	3	124.84
OSS ACADEMY	674.00	16	42.13
PAW ALL FAITH CREMATION	3,284.00	4	821.00
PAYPAL GEARUP EBAY GEARU	31.93	1	31.93
PAYPAL PACIFICCOAS	1,106.20	2	553.10
PAYPAL WONDERIDEA	15.00	1	15.00
PBP COMPLIANCE	403.34	1	403.34
PETSMART # 0196	279.44	4	69.86
PMI ROBSTOWN	374.45	2	187.23
POSTNET (TX162)	1,450.00	1	1,450.00
PP JOHNNY COOL REFIG	220.00	1	220.00
PRAXAIR DIST INC OAM	182.22	1	182.22
PRO AUTOMOTIVE	267.69	2	133.85
PRODUCTIVITY CENTER INC	700.00	2	350.00
PSI	337.75	2	168.88
QDI QUEST DIAGNOSTICS	101.60	1	101.60
QUIK PRINT	107.00	1	107.00
R&R AWARDS	34.95	1	34.95
RAM PRODUCTS LTD.	244.23	1	244.23
RELIANT ENERGY	184.38	1	184.38
REPUBLIC SERVICES TRASH	503.81	1	503.81
RICOH USA INC	-6,581.33	1	-6,581.33
ROBLES TIRE	2,836.66	5	567.33
ROBSTOWN UTILITY SYSTEMS	878.97	5	175.79
ROMCO EQUIPMENT 013	746.64	1	746.64
RUSH TRK CTR CORPUS CHRI	855.41	1	855.41
SAMES FORD LINCOLN	1,759.23	4	439.81
SAMES KINGSVILLE FORD	786.22	2	393.11
SAMS CLUB #8267	679.44	2	339.72
SAMSClub #8267	226.50	2	113.25
SANTA FE ANIMAL HOSPITAL	204.77	1	204.77
SERGIOS AUTO	7.00	1	7.00
SERVICE HYDRAULICS LLC	329.71	4	82.43
SERVPRO OF CORPUS CHRISTI	159.95	1	159.95
SHEINBERG TOOL CO. INC.	354.59	4	88.65
SHERWIN WILLIAMS 707000	490.76	2	245.38
SHERWIN WILLIAMS 707347	28.48	1	28.48
SHERWIN WILLIAMS 707406	21.05	1	21.05
SHS SUREPOINTER	3,425.00	3	1,141.67

Nueces County
Transaction Totals by Vendor
Statement Dates: 05/28/2020

Merchant	Amount	Transaction Count	Average Transaction
SKILLPATH / NATIONAL	-21.11	1	-21.11
SOUTHERN TIRE MART	3,554.84	11	323.17
SOUTHWES 5260192177963	-159.28	1	-159.28
SOUTHWES 5260192177976	-159.28	1	-159.28
SOUTHWES 5260192177979	-159.28	1	-159.28
SOUTHWES 5260192181425	-192.16	1	-192.16
SOUTHWES 5260192181438	-192.16	1	-192.16
SOUTHWES 5260192181458	-192.16	1	-192.16
SOUTHWES 5260192181471	-192.16	1	-192.16
SOUTHWES 5260192182232	-192.16	1	-192.16
SOUTHWES 5260192864772	-48.98	1	-48.98
SOUTHWES 5260192865036	-238.98	1	-238.98
SOUTHWES 5260192865464	-159.28	1	-159.28
SOUTHWES 5260192865694	-172.28	1	-172.28
SOUTHWES 5260192865705	-172.28	1	-172.28
SOUTHWES 5260193987176	-48.98	1	-48.98
SOUTHWES 5260193987510	-253.98	1	-253.98
SOUTHWEST WHEEL CO COR	106.20	3	35.40
SP CROWD CONTROL WAR	677.14	2	338.57
SPECTRUM	4,452.14	20	222.61
SPIRAL BINDING LLC	5,015.78	1	5,015.78
SPL ROBSTOWN HARDWARE COM	1,504.78	15	100.32
SQ ABSOLUTE WRECKER & ST	130.00	2	65.00
SQ AUTO WORKS UNLIMITED	625.00	2	312.50
SQ G A DOUGLAS	690.00	2	345.00
SQ MANNY'S TIRE SHOP	21.64	2	10.82
SQ NASA SEARCHLIGHTS	894.34	1	894.34
SQ OXD CUSTOM WORKS	2,555.00	1	2,555.00
SQ SHORELINE AT THE COUR	436.87	4	109.22
SQ SIGN SOLUTIONS	180.00	1	180.00
SQ SOUTH TEXAS SMALL ENG	77.74	2	38.87
SQ STICKER XPRESS	7.00	1	7.00
SQ SUAREZ PAINTING	2,005.00	2	1,002.50
SQ TEXAS SIGN EXPRESS	108.00	1	108.00
STATE BAR TX-DUES-WEB	10,149.00	12	845.75
STEVE OLMEDA EXXON	48.48	1	48.48
STEWART DEAN BEARING COMP	296.86	4	74.22
STREAM ENERGY	140.77	1	140.77
SUTHERLANDS 3210	15.05	1	15.05
TAGITM	-900.00	1	-900.00
TAPCO	1,988.25	1	1,988.25
TARGET 00003350	174.38	1	174.38

Nueces County
Transaction Totals by Vendor
Statement Dates: 05/28/2020

Merchant	Amount	Transaction Count	Average Transaction
TC AUTO SERVICE	579.34	1	579.34
TEXAN GLASS - SOUTH INC	725.00	2	362.50
TEXAS EXCELLENCE DETAIL	20.00	1	20.00
TEXAS THRONE LLC	125.00	1	125.00
TEXPO DBA YEP & SWPL	82.67	1	82.67
THE DOCTORS CENTER - PO	11,595.75	1	11,595.75
THE HOME DEPOT #0526	928.48	7	132.64
THE HOME DEPOT #6564	3,488.68	18	193.82
THE HOME DEPOT #6584	1,936.00	26	74.46
THE HOME DEPOT 526	1,040.22	2	520.11
THE HOME DEPOT 6564	349.76	4	87.44
THE HOME DEPOT 6584	1,758.65	6	293.11
THE PAIGE COMPANY CONT	736.00	1	736.00
THERANEST WILEY M	180.00	1	180.00
THIRD COAST NAPA 0010809	14.98	1	14.98
TK OF HOUSTON - ONLINE	817.43	1	817.43
TLO TRANSUNION	151.00	1	151.00
TMS SOUTH INC	3,393.25	5	678.65
TOTAL PROTECTION SYSTEMS	2,039.75	3	679.92
TRACTOR SUPPLY #333	211.89	2	105.95
TRACTOR SUPPLY CO #1907	77.94	2	38.97
TREVINO FUNERAL HOME	3,284.00	4	821.00
TRUCKERS EQUIPMENT	448.26	3	149.42
TX DEPT AGRICULTURE	76.94	1	76.94
TXU BILL PAYMENT	1,782.05	10	178.21
ULINE SHIP SUPPLIES	2,021.71	1	2,021.71
ULTIMATE SIGNS AND GRAPHI	828.00	2	414.00
UNITED 0167418450104	-307.40	1	-307.40
UNIVAR USA INC.	97.94	3	32.65
US21 INC	44,925.00	2	22,462.50
USPS PO 4820200410	60.80	2	30.40
USPS PO 4820250415	1,375.00	1	1,375.00
USPS PO 4871900373	14.40	1	14.40
USPS PO BOXES ONLINE	148.00	1	148.00
VIP CAR WASH & SUPER	251.55	1	251.55
VIP CAR WASH AND LUBE NW	143.70	3	47.90
VOLVO TRUCKS OF TEXAS	128.00	1	128.00
W WHITE AIR CONDITIONING	79.00	1	79.00
WAL-MART #0464	242.80	1	242.80
WAL-MART #0470	638.27	4	159.57
WAL-MART #0490	448.35	4	112.09
WAL-MART #1494	19.76	1	19.76

Nueces County
Transaction Totals by Vendor
Statement Dates: 05/28/2020

Merchant	Amount	Transaction Count	Average Transaction
WALGREENS #3638	27.00	1	27.00
WALGREENS #4424	175.30	6	29.22
WALMART EGIFT CARD	100.00	1	100.00
WALMART.COM	578.41	8	72.30
WCI CORPUS CHRISTI	78.00	1	78.00
WESTERN AUTO ACE HARDWAR	118.01	1	118.01
WM SUPERCENTER #1494	296.85	1	296.85
WM SUPERCENTER #470	28.44	1	28.44
WM SUPERCENTER #490	305.18	2	152.59
WOODS & POOLE ECONOMICS	292.50	1	292.50
WOODY'S TRUCK CENTER	139.22	6	23.20
WRIGHT MATERIALS INC ROBS	266.09	4	66.52
XOOM ENERGY	183.58	1	183.58
ZAPBUG INC	199.99	1	199.99
ZARSKY LUMBER-PORT ARANS	126.70	4	31.68
ZEBRATECHNOLOGIES INTL	487.89	1	487.89
ZIEBART TX-70	149.00	1	149.00
ZOOM.US	143.85	2	71.93
ZOOM.US 888-799-9666	95.90	1	95.90
ZORO TOOLS INC	255.04	1	255.04
Total	407,924.17	1,188	343.37

**Nueces County
Transaction Totals by Vendor YTD
For the 8 months ending 05/28/2020**

Merchant	Amount	Transaction Count	Average Transaction
GULF COAST PAPER COMPANY-	249,803.42	362	690.06
FINANCIAL SERVICES	189,606.61	9	21,067.40
RICOH USA INC	163,245.41	19	8,591.86
GATEWAY PRINTING & OFFICE	154,231.11	461	334.56
AT&T BILL PAYMENT	59,638.38	6	9,939.73
US21 INC	44,925.00	2	22,462.50
COASTAL OFFICE SOLUTIONS	40,460.16	48	842.92
SPECTRUM	38,429.55	163	235.76
THE HOME DEPOT #6564	37,321.78	227	164.41
CITY OF CORPUS CHRISTI	34,114.06	265	128.73
AMERICAN SOLUTIONS4 BUS	30,341.88	37	820.05
ROBSTOWN UTILITY SYSTEMS	29,564.22	154	191.98
SOUTHERN TIRE MART	29,413.15	85	346.04
SPL ROBSTOWN HARDWARE COM	28,024.53	110	254.77
HOLT CAT CORPUS - MC	28,021.04	71	394.66
TXU BILL PAYMENT	27,078.53	136	199.11
A&W OFFICE SUPPLY	26,198.91	63	415.86
THE DOCTORS CENTER - PO	23,329.50	2	11,664.75
A PLUS PLUMBING AND RE	23,237.75	34	683.46
DMI DELL HIGHER EDUC	20,965.62	27	776.50
NUECES COUNTY WCID 3	18,591.34	44	422.53
CDW GOVT #XGB0842	18,576.75	1	18,576.75
CDW GOVT #XHX4778	17,780.73	1	17,780.73
DAILY WELLS COMMUNICATIO	17,353.74	72	241.02
IN PRO TECH MECHANICAL I	15,913.75	11	1,446.70
CORPUS CHRISTI FUNERAL	15,307.00	17	900.41
THE HOME DEPOT 6564	14,951.34	58	257.78
TOTAL MAINTENANCE SOLUTIO	14,713.63	22	668.80
INTUIT QUICKBOOKS	14,670.15	10	1,467.02
TARGET 00003350	14,324.18	18	795.79
GUARDIAN FUNERAL HOME & C	14,036.00	16	877.25
BOB BARKER COMPANY INC	14,018.67	27	519.21
LOWES #01825	13,854.10	115	120.47
TREVINO FUNERAL HOME	13,315.00	15	887.67
CORPUS CHRISTI FREIGHTLIN	13,279.88	69	192.46
PAW ALL FAITH CREMATION	13,215.00	16	825.94
CRADLEPOINT	13,025.69	1	13,025.69
GULF COAST MAILING SERV	12,636.08	9	1,404.01
ARNOLD OIL COMPANY	12,609.08	91	138.56
ORTIZ INTERNATIONAL CENT	12,600.00	1	12,600.00
CDW GOVT #XFW5899	12,080.70	1	12,080.70
PRO FIRE PROTECTION INC	12,038.14	23	523.40

**Nueces County
Transaction Totals by Vendor YTD
For the 8 months ending 05/28/2020**

Merchant	Amount	Transaction Count	Average Transaction
GRAINGER	12,011.83	38	316.10
NORTH PADRE ACE HARDWARE	11,995.50	118	101.66
4110 ORTIZ CENTER	11,945.00	1	11,945.00
THE HOME DEPOT 6584	11,913.08	44	270.75
USPS PO 4820250415	11,860.00	9	1,317.78
TRUCKERS EQUIPMENT	11,657.90	33	353.27
TOTAL PROTECTION SYSTEMS	11,537.20	26	443.74
CORPUS CHRISTI CALLER	11,429.75	14	816.41
H-E-B #462	11,429.38	18	634.97
CBS RENTAL & SUPPLY	11,415.28	53	215.38
THE HOME DEPOT #6584	11,411.77	193	59.13
A & B PLASTICS AND FABRIC	11,342.73	35	324.08
SQ SUAREZ PAINTING	10,835.00	8	1,354.38
MUNIZ ELECTRIC AND COOLIN	10,384.53	14	741.75
BINSWANGER GLASS #100	10,226.18	12	852.18
STATE BAR TX-DUES-WEB	10,149.00	12	845.75
CDW GOVT #XMC4870	10,041.00	1	10,041.00
JOHNSON CONTROLS SS	9,787.51	11	889.77
PENSKE TRK LSG 054510	9,569.74	11	869.98
ITD PRINT SOLUTIONS	9,342.00	13	718.62
THE HOME DEPOT 526	9,122.51	30	304.08
GOODYEAR TIRE #4739	9,005.31	20	450.27
BECK AND MASTEN BUICK GMC	8,988.41	31	289.95
CC DISTRIBUTORS	8,961.98	42	213.38
GOODYEAR A.S.C. #4738	8,782.12	16	548.88
H&L DISCOUNT OIL CO	8,742.96	27	323.81
CORPUS CHRISTI REGIONAL	8,725.00	3	2,908.33
FSI CPL RETAIL	8,703.38	60	145.06
WALGREENS #4424	8,660.68	85	101.89
SHEINBERG TOOL CO. INC.	8,641.44	59	146.47
JCPENNEY EGIFT CARD	8,575.00	77	111.36
TMS SOUTH INC	8,441.52	11	767.41
H-E-B #643	8,368.24	109	76.77
ROBLES TIRE	8,110.09	33	245.76
PAYPAL ALARMTX	7,988.95	14	570.64
CC STAMP WORKS INC	7,751.39	59	131.38
TDCAA	7,641.23	19	402.17
SQ G A DOUGLAS	7,618.31	18	423.24
IN H & V EQUIPMENT SERVI	7,498.29	2	3,749.15
24 HR SAFETY-CORPUS CH	7,486.52	20	374.33
ALTEX COMPUTER AND ELECTR	7,430.51	58	128.11
CORPUS CHRISTI SAFE AND L	7,372.98	48	153.60

**Nueces County
Transaction Totals by Vendor YTD
For the 8 months ending 05/28/2020**

Merchant	Amount	Transaction Count	Average Transaction
ULTIMATE SIGNS AND GRAPHI	7,361.00	12	613.42
NUECES COUNTY WATER DISTR	7,107.51	22	323.07
VULCAN INC	7,091.14	7	1,013.02
O'REILLY AUTO PARTS 635	7,036.99	156	45.11
AMAZON.COM M71GW1150	6,995.00	1	6,995.00
GRAYBAR ELECTRIC	6,905.52	33	209.26
MOMAR INC	6,810.45	14	486.46
SHS SUREPOINTER	6,728.00	10	672.80
COASTAL A.D.S INC.	6,333.04	17	372.53
FASCLAMPITT CORPUS CHRIST	6,293.98	72	87.42
SPIRAL BINDING LLC	6,238.27	6	1,039.71
DELTA SPECIALTIES SUPPLY	6,111.97	13	470.15
H&L DISCOUNT OIL	6,051.68	14	432.26
C.C. BATTERY COMPANY	6,025.65	42	143.47
HUB CITY OVERHEAD DOOR CO	6,002.63	9	666.96
ANNAVILLE MUFFLER AND	5,996.02	29	206.76
ICS JAIL SUPPLIES	5,703.10	8	712.89
O BERK COMPANY LLC	5,633.45	4	1,408.36
DIGICERT INC	5,578.00	10	557.80
ZORO TOOLS INC	5,548.21	22	252.19
INDUSTRIAL COMMUNICATIONS	5,543.39	9	615.93
C.C BUILDERS HARDWARE	5,539.22	8	692.40
C&S PLATING & BUMPER RECY	5,504.14	2	2,752.07
O'REILLY AUTO PARTS 1982	5,416.04	86	62.98
ULINE SHIP SUPPLIES	5,372.91	5	1,074.58
RESIDENCE INN CORPUS C	5,346.00	13	411.23
CDW GOVT #1270-1500	5,308.09	3	1,769.36
EMBASSY SUITES	5,161.25	8	645.16
AN CHEVROLET N CORPUS	5,160.16	16	322.51
TEXAN GLASS - SOUTH INC	5,140.00	13	395.38
ASHMORE PAINT CO INC	5,072.75	19	266.99
ASHMORE PAINT COMPANY INC	5,030.83	8	628.85
FERGUSON ENT # 116	5,018.85	38	132.08
EBINRA INC	5,000.00	1	5,000.00
UNIVAR USA INC.	4,929.44	42	117.37
RELIANT ENERGY	4,831.96	38	127.16
BLT RESTAURANT SUPPLY LL	4,770.36	1	4,770.36
BUSH HYDRAULICS	4,727.84	19	248.83
HOSE OF SOUTH TEXAS	4,674.24	69	67.74
CORPUS CHRISTI WILBERT	4,620.00	11	420.00
D & C FENCE CO. INC	4,549.84	3	1,516.61
TEXAS ASSOCIATION OF C	4,535.00	16	283.44

Nueces County
Transaction Totals by Vendor YTD
For the 8 months ending 05/28/2020

Merchant	Amount	Transaction Count	Average Transaction
UNITY CHAPEL FUNERAL	4,505.00	5	901.00
CDW GOVT #XHW5907	4,464.91	1	4,464.91
ROBSTOWN-UTIL-SYST-PMT	4,442.62	23	193.16
JOHNSTONE SUPPLY CORPUS	4,384.79	16	274.05
SYMBOL ARTS WEB	4,361.75	4	1,090.44
KOETTER FIRE CORPUS	4,347.88	7	621.13
INTERSTATE BATTERIES	4,333.39	26	166.67
AMBIT TEXAS LLC	4,324.26	34	127.18
MG BUILDING CORPUS CHRIS	4,262.91	19	224.36
MOORE MEDICAL LLC	4,210.27	16	263.14
AMAZON.COM CB0G383C3	4,160.00	1	4,160.00
DISCOUNT TIRE TXC 12	4,085.00	6	680.83
DRISCOLL HEALTH SYSTEM	4,078.13	4	1,019.53
THE PAIGE COMPANY CONT	3,874.50	5	774.90
THE HOME DEPOT #0526	3,872.55	43	90.06
AMZN MKTP US UR6E822K3	3,839.84	1	3,839.84
JUST ENERGY	3,837.14	26	147.58
THOMSON WEST TCD	3,831.96	13	294.77
AMAZON.COM MC9WU1600	3,830.00	1	3,830.00
ABSOLUTE COMMUNICATIONS	3,819.22	3	1,273.07
SAMES FORD LINCOLN	3,749.69	22	170.44
CDW GOVT #1470	3,731.56	1	3,731.56
IN PROTEX RESTAURANT SER	3,729.34	6	621.56
FSGI CORPUS LIGHTING	3,723.42	6	620.57
CORPUS CHRISTI FORD	3,669.94	24	152.91
NSC NORTHERN SAFETY CO	3,667.92	20	183.40
BEST BUY 00002352	3,637.83	17	213.99
HOLIDAY INN EXPRESS	3,622.58	25	144.90
IN TROYS FENCE	3,575.00	3	1,191.67
FIVE POINTS AUTO CENTER	3,546.02	26	136.39
SQ TIGER HEATING &	3,537.00	2	1,768.50
TIGER HEATING & AIR LLC	3,520.00	5	704.00
ZEBRATECHNOLOGIES INTL	3,510.75	6	585.13
EWALD KUBOTA - CORPUS CHR	3,476.50	19	182.97
DISCOUNT-TIRE-CO TXC-05	3,467.81	13	266.75
FIRETROL PROTECTION SYSTE	3,406.23	9	378.47
DTV DIRECTV SERVICE	3,404.07	27	126.08
CDW GOVT #XGV3280	3,346.12	1	3,346.12
LOGMEIN GOTOMEETING	3,309.51	10	330.95
CDW GOVT #XQB9073	3,301.60	1	3,301.60
PRO CHEM INC.	3,276.30	7	468.04
SQ SOUTH TEXAS SMALL ENG	3,265.03	21	155.48

**Nueces County
Transaction Totals by Vendor YTD
For the 8 months ending 05/28/2020**

Merchant	Amount	Transaction Count	Average Transaction
HOLIDAY INN	3,255.69	25	130.23
VARIDESK 1800 207 2587	3,199.50	8	399.94
NUECES ELECTRIC COOP	3,188.29	22	144.92
OFFICE DEPOT #70	3,150.74	28	112.53
MAACO	3,118.92	1	3,118.92
JEANS RESTAURANT SUPPLY	3,101.59	3	1,033.86
NEESSEN CHEVROLET BUICK	3,052.20	3	1,017.40
WM SUPERCENTER #1494	3,019.11	11	274.46
MNI DIESEL INC.	3,013.57	4	753.39
GOES HEATING SYSTEMS	2,976.29	3	992.10
TEXAS THRONE LLC	2,973.85	10	297.39
NADCP	2,970.00	2	1,485.00
PRO AUTOMOTIVE	2,958.24	10	295.82
FREDPRYOR CAREERTRACK	2,926.00	3	975.33
PARAGON SOFTWARE GROUP	2,924.35	1	2,924.35
C B SALES AND SERVICE	2,856.98	3	952.33
CDR #1	2,814.40	4	703.60
CDW GOVT #WKV4271	2,810.07	1	2,810.07
IBI INFORMA PRODUCTS	2,800.00	1	2,800.00
PMI ROBSTOWN	2,797.88	15	186.53
VISTA.COM	2,750.00	1	2,750.00
POSTNET (TX162)	2,742.55	20	137.13
IN R & R PETRO SERVICES	2,738.42	10	273.84
ROMCO EQUIPMENT 013	2,723.90	6	453.98
OFFICE DEPOT #468	2,710.38	28	96.80
HARBOR FREIGHT	2,706.09	2	1,353.05
ACADEMY SPORTS #29	2,657.45	14	189.82
TRACTOR SUPPLY #333	2,648.31	24	110.35
CORPUS CHRISTI WILBERT LP	2,640.00	3	880.00
RENTAL WORLD CORPUS CHRIS	2,633.90	2	1,316.95
DOGGETT DHMS - C.C.	2,614.02	9	290.45
ISLAND TIRE AND AUTOMOTIV	2,586.83	31	83.45
RAYALLEN.COM JJDOG.COM	2,577.93	4	644.48
WAUKESHA-PEARCE CORPUS	2,573.25	14	183.80
8X8 INC. 888-898-8733	2,559.90	9	284.43
SQ OXD CUSTOM WORKS	2,555.00	1	2,555.00
MCALISTER'S 1283 MM	2,532.26	2	1,266.13
CDW GOVT #1900-5686/40	2,500.18	2	1,250.09
CORPUS CHRISTI ELECTRIC	2,495.04	14	178.22
FSI DIRECT ENERGY	2,494.91	22	113.41
AMZN MKTP US UB4Q24P03	2,477.98	1	2,477.98
AMAZON.COM KC8NO1033 AMZN	2,441.74	1	2,441.74

Nueces County
Transaction Totals by Vendor YTD
For the 8 months ending 05/28/2020

Merchant	Amount	Transaction Count	Average Transaction
AMMOMAN COM 856-767-3877	2,409.50	1	2,409.50
PITNEY BOWES PI	2,406.41	9	267.38
BIRDS RUBBER STAMPS	2,382.27	22	108.29
ALARM SECURITY & CONT.	2,380.00	4	595.00
GOVERNMENT FINANCE OFFIC	2,365.00	16	147.81
HOT ROD RUDYS	2,361.84	13	181.68
ROBLES TIRE RECYCLING	2,358.17	9	262.02
OMNI AUSTIN SOUTHPARK	2,340.00	4	585.00
WATCHGUARD VIDEO	2,265.00	2	1,132.50
EMBCC	2,263.52	5	452.70
EVANS EQUIPMENT & ENVIRON	2,247.03	2	1,123.52
FIRESTONE20052	2,238.50	8	279.81
JASONS DELI #616	2,235.08	3	745.03
STEWART DEAN BEARING COMP	2,218.79	12	184.90
IN LIGHTNING X PRODUCTS	2,199.90	1	2,199.90
AMMUNITION DEPOT	2,190.10	1	2,190.10
FLEETPRIDE155	2,189.76	10	218.98
COASTAL DIESEL INJECTION	2,178.92	18	121.05
GENERAL CRANE SERVICE CO	2,153.30	5	430.66
IN PRECISION ENGINEERED	2,150.04	2	1,075.02
WORTH HYDROCHEM OF CORPUS	2,150.00	2	1,075.00
SAMS CLUB #8267	2,130.51	14	152.18
FRANCOS GARAGE	2,128.50	3	709.50
SQ SHORELINE SANDWICH CO	2,111.49	6	351.92
HORSESHOE BAY FRONT DESK	2,107.28	5	421.46
CDW GOVT #VJL8170	2,094.50	1	2,094.50
CDW GOVT #WBP1511	2,094.50	1	2,094.50
BOB'S CITY GARAGE	2,092.36	6	348.73
SHORELINE PLUMBING	2,081.30	2	1,040.65
THERANEST ANNUAL SUB	2,080.00	1	2,080.00
CORPUS AUTO SERVICE	2,072.65	2	1,036.33
AIR SPECIALTY & EQUIPMENT	2,066.90	2	1,033.45
OFFICE DEPOT #1127	2,062.47	18	114.58
VIP CAR WASH & SUPER	2,038.80	9	226.53
COASTAL BEND COMM FDN	2,000.00	1	2,000.00
COMPREHEND	2,000.00	1	2,000.00
EDDIES GULF RADIATOR	2,000.00	3	666.67
LAMAR MEDIA CORP	2,000.00	1	2,000.00
S. TEXAS ALL BATTERY	1,996.04	6	332.67
GT DISTRIBUTORS RETAIL	1,992.00	1	1,992.00
WPY GRACIE UNIVERSITY	1,990.00	1	1,990.00
TAPCO	1,988.25	1	1,988.25

Nueces County
Transaction Totals by Vendor YTD
For the 8 months ending 05/28/2020

Merchant	Amount	Transaction Count	Average Transaction
RAM PRODUCTS LTD.	1,958.24	11	178.02
USPS PO 4820200410	1,952.30	62	31.49
TEXAS DIESEL SPECIALIST	1,939.89	2	969.95
USPS PO 4820230409	1,931.95	3	643.98
VIP CAR WASH AND LUBE NW	1,925.15	27	71.30
DISPLAYS2GO	1,923.90	3	641.30
ARC CORPUS CHRISTI 15	1,899.63	12	158.30
THE PADCASTER LLC	1,889.00	1	1,889.00
KIMBALL MIDWEST PAYEEZY	1,888.27	8	236.03
SQ CUDD INC	1,885.02	2	942.51
AIRGAS USA LLC	1,873.69	11	170.34
SCHINDLER ELEVATOR CORP	1,872.15	2	936.08
HOMEDEPOT.COM	1,866.95	3	622.32
BECK MASTEN COASTAL BEND	1,849.61	10	184.96
C AND A SERVICE AND TIRES	1,844.04	9	204.89
CDW GOVT #XRZ5836	1,835.82	1	1,835.82
1398 COLUMBIA	1,833.00	7	261.86
DEMCO INC	1,822.05	3	607.35
COURTYARD BY MARRIOTT	1,821.60	3	607.20
LOWES #02506	1,819.28	10	181.93
SQ X RAY ON WHEELS	1,816.94	3	605.65
IN ICONIC SIGN GROUP LL	1,807.65	1	1,807.65
SUMMIT ELECTRIC SUPPLY	1,801.72	11	163.79
NATIONALPUMPSUPPLY	1,800.99	1	1,800.99
SHSU WEB PAY	1,800.00	7	257.14
POSITIVE PROMOTIONS	1,790.43	2	895.22
WAL-MART #0470	1,784.25	28	63.72
LONE STAR TRENCHER PARTS	1,784.15	3	594.72
WAL-MART #0464	1,781.58	14	127.26
WESTERN AUTO ACE HARDWAR	1,769.51	20	88.48
HILTON HOTELS	1,767.09	2	883.55
SQ CHEF TONY'S CUSTOM CU	1,761.75	1	1,761.75
WOODY'S TRUCK CENTER	1,749.93	48	36.46
A WAVELL FLAGPOLE	1,729.00	10	172.90
SQ AUTO WORKS UNLIMITED	1,721.94	4	430.49
TRACTOR SUPPLY CO #1907	1,718.79	15	114.59
NUECES CO TX-TAC-MOTOR	1,707.50	30	56.92
STREAM ENERGY/EZ-PAY	1,670.12	10	167.01
WM SUPERCENTER #470	1,666.30	29	57.46
LOGMEIN PRO2	1,659.99	2	830.00
AMZN MKTP US F07LS2YC3	1,652.36	1	1,652.36
TTI REGISTRATIONS	1,650.00	8	206.25

Nueces County
Transaction Totals by Vendor YTD
For the 8 months ending 05/28/2020

Merchant	Amount	Transaction Count	Average Transaction
THE PRIVATE CLIENT LAW	1,647.00	3	549.00
COMLINK WIRELESS	1,626.00	3	542.00
ABSOLUTE WASTE SERVICES	1,621.49	3	540.50
ADVANCE AUTO PARTS #3344	1,617.78	45	35.95
AXON	1,612.00	3	537.33
GT DISTRIBUTORS INC	1,604.21	3	534.74
THERANEST WILEY M	1,599.29	9	177.70
CDW GOVT #VZC6179	1,593.72	1	1,593.72
HILTON GARDEN INN	1,583.35	8	197.92
SQ MEHRDAD SALAMAT MDPA	1,581.00	1	1,581.00
GULF BUSINESS FORMS	1,560.45	1	1,560.45
RUSH TRK CTR CORPUS CHRI	1,554.35	4	388.59
EVINS GLASS SERVICE INC	1,553.79	5	310.76
PRAXAIR DIST INC OAM	1,552.52	9	172.50
HELENA 25041	1,546.05	4	386.51
SQ FAR BEYOND TINT	1,540.50	5	308.10
SANTA FE ANIMAL HOSPITAL	1,530.21	9	170.02
PROMOTIONS NOW	1,524.88	3	508.29
SUPERIOR TRAILER SALES	1,497.79	10	149.78
FASTSERV SUPPLY CORPUS	1,496.09	21	71.24
USR-ELECTRIC BILL	1,468.87	11	133.53
WILBUR ELLIS TAFT	1,455.00	3	485.00
JACK & JILL OF MANY TRADE	1,450.00	1	1,450.00
II IDENTIFIX INC.	1,428.00	1	1,428.00
BIG JOES TIRE & AUTO	1,427.34	6	237.89
FIRESTONE678791	1,424.41	9	158.27
STATE BAR TX-CLE WEB	1,422.50	8	177.81
HILTON GALVESTON HOTEL	1,421.40	4	355.35
EPIC PEDIATRIC THERAPY CE	1,400.00	1	1,400.00
TCEQ EPAYMENT	1,400.00	2	700.00
NETWORKTIGERS INC	1,387.64	1	1,387.64
RED CROSS TRNG & PROD	1,380.00	9	153.33
TLO TRANSUNION	1,370.20	9	152.24
WALMART.COM 8009666546	1,357.71	5	271.54
GREEN MOUNTAIN ENERGY	1,356.96	14	96.93
EAGLE LOCK AND KEY	1,344.50	4	336.13
CDW GOVT #WBR1292	1,342.36	1	1,342.36
EL CENTRO LANDFILL	1,340.17	19	70.54
USPS PO 4808000343	1,339.00	6	223.17
3G GRAPHICS	1,325.90	4	331.48
SHAFFER'S MUFFLER & AUTO	1,322.78	10	132.28
SQ CHEF TONY'S CUS	1,321.60	1	1,321.60

**Nueces County
Transaction Totals by Vendor YTD
For the 8 months ending 05/28/2020**

Merchant	Amount	Transaction Count	Average Transaction
NNA SERVICES LLC	1,302.74	8	162.84
TOXICOLOGY & CLIN CHEM LA	1,300.00	1	1,300.00
T C AUTO SERVICE	1,290.86	3	430.29
WCI CORPUS CHRISTI	1,288.55	8	161.07
COASTAL DIESEL	1,284.43	8	160.55
PRECISE KIT PROMOTIONS	1,279.48	2	639.74
HYDRAULICS OF TEXAS	1,278.00	1	1,278.00
ED BURK S AUTO SERVICE	1,269.81	5	253.96
CDW GOVT #VQR1493	1,268.01	1	1,268.01
CARROT TOP INDUSTRIES	1,262.80	6	210.47
STANLEY STEEMERCORCHR	1,258.98	3	419.66
SMARTSIGN	1,254.01	2	627.01
WAL-MART #1494	1,250.63	5	250.13
SQ EAGLE GLASS SER	1,250.00	1	1,250.00
FLASHER EQUIPMENT COMPAN	1,240.00	1	1,240.00
CARISMA WASH LUBE AND DE	1,235.21	22	56.15
BELLA BISTRO'S	1,225.00	1	1,225.00
BROOKS TIRE INC	1,224.25	10	122.43
CHICK-FIL-A #00957	1,220.05	2	610.03
CREAGER BATTERY AND TI	1,207.60	43	28.08
SQ TIGER HEATING & AIR	1,207.00	2	603.50
IN CORPUS CHRISTI BAR AS	1,200.00	4	300.00
PHAMATECH	1,196.00	2	598.00
IN JT LUCAS ENTERPRISES	1,195.21	1	1,195.21
HOLIDAY INN EXPRESS & SU	1,193.94	5	238.79
HILTON HOTELS SALT LK	1,189.45	3	396.48
AMZN MKTP US GV2UK6HK3	1,188.00	1	1,188.00
ZARSKY LUMBER-PORT ARANS	1,184.71	15	78.98
AWL PEARSON EDUCATION	1,171.86	4	292.97
GENTRY COMPANY	1,168.85	1	1,168.85
SOUTHWES 5262127285362	1,165.36	1	1,165.36
SOUTHWES 5262127285363	1,165.36	1	1,165.36
NATIONAL SAFETY COUNCIL	1,155.29	2	577.65
AMERICAN DETAIL SUPPLY	1,154.80	4	288.70
ZARSKY LUMBER-PORT A	1,150.58	12	95.88
ESAFETY SUPPLIES INC	1,149.48	1	1,149.48
OIL PATCH PETROLEUM INC	1,141.29	12	95.11
ICS JAIL SUPPLIES INC.	1,141.00	2	570.50
UNITED 0162470320251	1,141.00	1	1,141.00
FACILITY SOLUTIONS GROUP	1,138.84	2	569.42
XTREME SAFETY INDUSTRIAL	1,127.49	5	225.50
GULF COAST PANAMA JACK	1,126.57	1	1,126.57

**Nueces County
Transaction Totals by Vendor YTD
For the 8 months ending 05/28/2020**

Merchant	Amount	Transaction Count	Average Transaction
SAMES KINGSVILLE FORD	1,126.15	3	375.38
PAYPAL PACIFICCOAS	1,106.20	2	553.10
EXXONMOBIL 45362076	1,088.93	4	272.23
HAMPTON INN AND SUIT	1,084.80	2	542.40
LUBRICATION STATION	1,078.44	9	119.83
IN LONE STAR PRODUCTS &	1,072.30	2	536.15
PETTY S ELECTRONICS	1,060.00	3	353.33
EVEREST WATER COFFEE	1,059.91	23	46.08
DISCOUNT AUTO 2	1,053.78	9	117.09
UT CONT LEGAL EDUC	1,050.00	1	1,050.00
CDW GOVT #WPF2335	1,043.31	1	1,043.31
IDU INSIGHT PUBLIC SEC	1,043.20	1	1,043.20
PRODUCTIVITY CENTER INC	1,030.00	3	343.33
ATLAS PHONES	1,029.35	2	514.68
AMAZON.COM CM8NW7JF3	1,026.82	1	1,026.82
SAFETY KLEEN SYSTEMS BRAN	1,019.14	2	509.57
DOUBLETREE HOTEL ELPASO	1,009.98	3	336.66
FSI FIRST CHOICE POWER	1,007.49	8	125.94
SP CROWD CONTROL WAR	1,003.46	3	334.49
SUPERION LLC	998.00	1	998.00
CDW GOVT #WHD4533	994.44	1	994.44
CDW GOVT #WRJ2821	989.16	1	989.16
BAY AREA LANDSCAPES &	988.55	1	988.55
HARBOR FREIGHT TOOLS 71	984.92	13	75.76
ACCO BRANDS DIRECT	980.55	1	980.55
ACT TYLER TECHNOLOGIES	975.00	1	975.00
HOLIDAY INN SAN MARCOS	972.90	3	324.30
PAYPAL SAFETYSIGN	964.51	2	482.26
OSS ACADEMY	962.00	19	50.63
AMZN MKTP US 7I7HA1A53	959.96	1	959.96
IN ENTERPRISE SYSTEMS CO	958.75	1	958.75
LA QUINTA INNS 0922	958.72	2	479.36
VALLEN-BELMONT	954.84	4	238.71
AMZN MKTP US PY8JY2IY3	952.08	1	952.08
H-E-B #210	936.12	10	93.61
ARMSTRONG LUMBER COMPANY	931.42	11	84.67
HAMPTON INNS	930.66	5	186.13
GALLS	927.82	10	92.78
AMAZON.COM CH6406SM3	926.29	1	926.29
GILL LANDSCAPE NURSERY	911.94	2	455.97
PAYPAL SMARTSIGN	910.80	3	303.60
AMZN MKTP US MO8M39KA0	906.52	1	906.52

Nueces County
Transaction Totals by Vendor YTD
For the 8 months ending 05/28/2020

Merchant	Amount	Transaction Count	Average Transaction
FAIRMONT AUSTIN	904.73	4	226.18
IN ACADEMIC CHURCH & CHO	902.00	3	300.67
USPS PO 4820210418	901.35	6	150.23
GENERAL ASSEMBLY	900.00	3	300.00
JAGER PRO	900.00	1	900.00
PDQCOM	900.00	1	900.00
AMZN MKTP US K01401X03	899.95	1	899.95
TEXAS LIBRARY ASSN	895.80	5	179.16
SQ NASA SEARCHLIGHTS	894.34	1	894.34
CDW GOVT #WKW5603	894.11	1	894.11
AMZN MKTP US 8N8T63LC3	893.99	1	893.99
REPUBLIC SERVICES TRASH	889.81	2	444.91
CDW GOVT #WWL4089	882.57	1	882.57
CDW GOVT #XGS2115	882.57	1	882.57
JOHN W HOCK CO	882.35	2	441.18
GULF COAST LASER RENU	876.00	2	438.00
GREYHOUND LINES 6855	875.00	16	54.69
ENTERPRISE RENT-A-CAR	873.97	6	145.66
GRAND HYATT SAN ANTONIO	872.54	4	218.14
GRANDE COMMUNICATIONS	867.15	9	96.35
ZAGG INC	864.87	1	864.87
FLEET MANAGEMENT SOLUTNS	864.00	7	123.43
ENTRUST ENERGY	863.26	7	123.32
NPC NEW PIG CORP	863.06	1	863.06
APOLLO TOWING EASY RIDER	862.89	9	95.88
WAL-MART #5898	860.20	5	172.04
WALMART.COM	858.33	10	85.83
A & R SEPTIC SERVICES L.L	857.50	2	428.75
AMAZON.COM 8G0X91UM3	856.83	1	856.83
CDW GOVT #WPX8280	855.82	1	855.82
CDW GOVT #XDF3662	854.46	1	854.46
ENVIROTEST LLC	854.00	1	854.00
AIRGAS CENTRAL	853.38	4	213.35
PAYPAL TXURBANCOS	850.00	2	425.00
PETSMART # 0196	849.26	10	84.93
AMZN MKTP US 7A9T837B3	849.09	1	849.09
AMERLIBASSOC ECOMMERCE	849.00	2	424.50
NBF NATL BIZ FURNITURE	847.00	1	847.00
ZOOM.US	842.07	5	168.41
SQ CAMSEC+	833.59	3	277.86
EMBASSY SUITES SAN MR	831.45	4	207.86
CDW GOVT #XMQ7060	828.83	1	828.83

Nueces County
Transaction Totals by Vendor YTD
For the 8 months ending 05/28/2020

Merchant	Amount	Transaction Count	Average Transaction
TK OF HOUSTON - ONLINE	817.43	1	817.43
NCS GED EXAM	813.75	14	58.13
CDW GOVT #XMS4247	812.71	1	812.71
SQ TEXAS SIGN EXPRESS	808.00	2	404.00
JOHNSON CONTROLS FIRE	796.00	1	796.00
PP JOHNNY COOL REFIG	795.00	4	198.75
AMZN MKTP US L74C158K3 AM	793.10	1	793.10
THE HR SOUTHWEST CONFEREN	789.00	1	789.00
LAWN AND GARDEN SHOPPE	787.11	1	787.11
BJ'S FAMOUS UNIFORMS	786.12	10	78.61
ZARSKY LUMBER-CORPUS	782.89	4	195.72
WYNDHAM GARDEN RIVER WAL	782.34	2	391.17
RUDY'S CORPUS #209	779.40	1	779.40
R&R AWARDS	776.33	3	258.78
JANET PENA OD	775.00	8	96.88
SQ 1ST CHOICE ELECTRIC	774.80	1	774.80
CDW GOVT #1200-5211	772.77	1	772.77
NEWEGG INC	770.01	1	770.01
BESTBUYCOM805643174817	769.98	2	384.99
UNITED 0167488833958	764.39	1	764.39
UNITED 0167488833959	764.39	1	764.39
DIESEL ENGINE & INJECTIO	762.17	10	76.22
AMZN MKTP US M79V47J72	759.70	1	759.70
HANSON PIPE #4140	752.00	1	752.00
SQ TEXAS SIGN EXPR	750.00	1	750.00
ZAPPBUG INC	749.97	2	374.99
AMZN MKTP US 0T6KC36Q3	747.28	1	747.28
CORSAIR MEMORY INC	746.85	1	746.85
CHAMPION CHEVY_CADILLA	741.37	5	148.27
SAFETY KLEEN CORP	740.25	2	370.13
LIGHT HOUSE GRAPHICS	740.00	2	370.00
CDW GOVT #XVW1464	739.69	1	739.69
AMAZON.COM TS3E69KI3 AMZN	736.00	1	736.00
UNITED 0162484780351	723.00	1	723.00
SQ BAY AREA TIME	720.50	6	120.08
SOUTHWES 5262131542907	718.40	1	718.40
DOUBLETREE SUITES BY HILT	712.32	4	178.08
NUECES ELECTRIC COOP RET	711.66	4	177.92
SKILLPATH / NATIONAL	710.95	4	177.74
SAN LUIS GALVESTON HOT	710.70	5	142.14
AMZN MKTP US 2H8PM89Y3	701.74	1	701.74
IN EDMOND'S COASTAL PLUM	700.00	1	700.00

Nueces County
Transaction Totals by Vendor YTD
For the 8 months ending 05/28/2020

Merchant	Amount	Transaction Count	Average Transaction
DELEGARD TOOL OF TEXAS	693.44	1	693.44
RIVERSIDE VETERINARY CLIN	691.00	2	345.50
INNOVATIVE SIGN LLC	690.74	2	345.37
QDI QUEST DIAGNOSTICS	687.86	4	171.97
PETCO 1425 63514251	685.85	6	114.31
ENGAGE MARKIDO INC	684.00	1	684.00
AUTOZONE #1328	682.36	14	48.74
GRAYBAR ELECTRIC COMPANY	680.97	5	136.19
EXTENDEDSTAY #9714	678.56	1	678.56
CDW GOVT #1190-5686	675.48	1	675.48
SOUTHWEST WHEEL CO COR	673.01	18	37.39
CHAPARRAL PORTABLE & MODU	672.23	2	336.12
CONSERVICE	669.95	1	669.95
AMAZON.COM M711352K0	668.70	1	668.70
CRAWFORD CORPUS CHRISTI	666.56	2	333.28
SR PARTS GLOBAL SOLUTION	656.54	4	164.14
EWING IRRIGATION PRD 146	655.05	1	655.05
TEXAS RECREATION & PARK S	655.00	1	655.00
SP ESAFETY SUPPLIES	653.25	1	653.25
HOLIDAY INN DALLAS MARKE	652.38	1	652.38
APACHE INDUSTRIAL SERVI	650.00	1	650.00
HERITAGE POWER	649.77	5	129.95
VUE COMPTIA MRKETPLCE	649.00	1	649.00
ALPHA CARD SYSTEMS LLC	646.96	2	323.48
4IMPRINT	646.00	1	646.00
HIGHWAY BARRICADES AND SE	645.84	1	645.84
IN RICHLINE TECHNICAL SE	645.50	1	645.50
IDENTOGO - TX FINGERPRINT	643.26	56	11.49
AMZN MKTP US MC3OQ7DM2	639.90	1	639.90
HUSKY TRAILER& PARTS CO	637.91	4	159.48
LAQUINTA COLLEGE STATION	637.35	8	79.67
CBT NUGGETS LLC	637.34	1	637.34
BARANTEC INC.	635.00	1	635.00
GIH GLOBALINDUSTRIALEQ	633.55	2	316.78
NATIONAL PEN CO LLC	633.09	2	316.55
WIGHT'S COLLISION	631.44	2	315.72
HYATT PLACE WASH DC NM	629.93	1	629.93
HOLIDAY INN EXP & SUITES	629.10	6	104.85
HYATT REGENCY AUSTIN	628.12	1	628.12
FLAGS IMPORTER CORP	620.49	1	620.49
SQ SHORELINE AT THE COUR	615.87	5	123.17
ELSAG NORTH AMERICA	615.00	1	615.00

**Nueces County
Transaction Totals by Vendor YTD
For the 8 months ending 05/28/2020**

Merchant	Amount	Transaction Count	Average Transaction
J-III CONCRETE	615.00	1	615.00
PURVIS INDUSTRIES	610.26	2	305.13
AMZN MKTP US B56VP9JR3	607.84	1	607.84
CCI HOTEL RES	602.67	1	602.67
IWS GAS AND SUPPLY OF TX	602.06	3	200.69
CRT FLOORING- CORPUS CHRI	600.00	1	600.00
SQ GULF COAST PSYC	600.00	2	300.00
BEEVILLE PUBLISHING CO IN	598.00	2	299.00
PAYPAL MELBROWNASS	598.00	2	299.00
AMZN MKTP US UE6T82AD3	596.89	1	596.89
AMAZON.COM QR0AJ2KM3 AMZN	594.27	1	594.27
CDW GOVT #XLZ0655	593.40	1	593.40
DIAMOND B TRACTORS AND EQ	592.13	3	197.38
WAL-MART #0490	591.71	9	65.75
AMAZON.COM SI4496DE3	589.97	1	589.97
AMZN MKTP US M00FT0KC0	588.12	1	588.12
MRS WOODYS INC	586.28	1	586.28
A1 ELECTRIC AUTO SERVICE	582.01	2	291.01
AMAZON.COM OG1KX89A3 AMZN	579.67	1	579.67
TC AUTO SERVICE	579.34	1	579.34
AMERICAN AIR0012384889055	576.59	1	576.59
ON SITE DECALS	574.00	1	574.00
ED HICKS IMPORTS MERCEDES	571.24	1	571.24
AMERICAN AIR0017488833956	570.79	1	570.79
SQ SIGN SOLUTIONS	570.00	2	285.00
AMIGO ENERGY	568.35	4	142.09
SOUTHWES 5262143450704	563.96	1	563.96
HC WAREHOUSE/BUCKSTAFF	559.80	3	186.60
DOUBLETREE SUITES ASTN	557.37	1	557.37
DIAMOND MOWERS INC	552.27	3	184.09
SQ GALVAN TOWING	550.00	2	275.00
CHARLES HOTEL	547.06	1	547.06
AMERICAN PAYROLL ASSOC	547.00	2	273.50
CC DISPOSAL SERVICE	546.00	7	78.00
HYATT HOUSE AUSTIN/DOW	544.74	1	544.74
PETROLEUM SOLUTIONS INC	542.68	2	271.34
HILTON DALLAS ROCKWALL	542.40	1	542.40
SAMSClub.COM	540.17	1	540.17
AMAZON.COM ZN8NI06D3	539.98	1	539.98
SOUTHSIDE ANIMAL HOSPITAL	539.50	4	134.88
6750 DOMINOS PIZZA	535.56	8	66.95
MARCO & CO. CATERING	535.12	4	133.78

Nueces County
Transaction Totals by Vendor YTD
For the 8 months ending 05/28/2020

Merchant	Amount	Transaction Count	Average Transaction
AB&R	534.47	2	267.24
HOLIDAY INN PLAZA	533.60	2	266.80
STAINLESS STEEL PRODUCTS	532.00	2	266.00
CERTIFIED LABORATORIES	530.04	3	176.68
HERSHEY LODGE CON C	524.47	1	524.47
HYATT HILL COUNTRY RESOR	523.84	1	523.84
H-E-B #413	523.31	2	261.66
CRAFCO INC	523.12	3	174.37
AMZN MKTP US FG4F46SC3 AM	517.90	1	517.90
MARKER 37 LLC	517.44	4	129.36
SHERATON GUNTER SAN ANTN	515.28	1	515.28
SAMES FORD SUPERCENTER	511.08	1	511.08
ONLINE RIVER LLC	510.79	2	255.40
AMERICAN FLOOR MATS	509.94	1	509.94
TOTALLY PROMOTIONAL	509.12	1	509.12
SABAL DENTAL ALAMEDA - VT	507.00	3	169.00
CECILIA MAURICIO	506.50	3	168.83
NICHOLS GUNS	506.04	5	101.21
ADVANCED GEODETIC SURVEYS	500.00	1	500.00
ALAMO CONCRETE PRODUCT	500.00	1	500.00
SQ TAQUITOS MI TIE	500.00	1	500.00
TAMUC ACADEMICS	500.00	3	166.67
TLC COMPLETE CARE	500.00	1	500.00
TODAY'S CLASSROOM	499.70	2	249.85
YOURMEMBER-CAREERS	499.00	1	499.00
PSI	495.74	3	165.25
DOL VETS	495.00	1	495.00
UNITED 0162489230877	494.40	1	494.40
KIMBALL MIDWEST	492.62	2	246.31
SUN DATA SUPPLY. INC	491.85	2	245.93
SHERWIN WILLIAMS 707000	490.76	2	245.38
MCCOYS #17	484.42	20	24.22
TASER SELF-DEFENSE	479.94	2	239.97
TX DEPT AGRICULTURE	478.26	7	68.32
SAFELITE ONLINE PAYMENTS	477.98	1	477.98
MARKER 37 MARINA	476.08	6	79.35
EVIDENT INC	475.58	4	118.90
SQ ROADRUNNER GLAS	475.00	1	475.00
CORPUS CHRISTI LOCK DOC L	467.42	7	66.77
CDW GOVT #WBZ7008	466.89	1	466.89
CDW GOVT #XDF3116	466.89	1	466.89
USPS PO BOXES ONLINE	466.00	2	233.00

Nueces County
Transaction Totals by Vendor YTD
For the 8 months ending 05/28/2020

Merchant	Amount	Transaction Count	Average Transaction
BESTBUYCOM805651819026	465.46	1	465.46
IN KLOBASH REMODELING	465.00	1	465.00
AMZN MKTP US VR1P91X43	463.42	1	463.42
CRAFCO SAN ANTONIO TX	462.65	3	154.22
BETA TECHNOLOGY INC	462.00	1	462.00
GPOWER	461.96	4	115.49
SCHLOTZSKY'S OLO #1120	460.05	3	153.35
JALISCO PAPER INC.	460.00	1	460.00
INSTITUTE OF TRANSPORTATI	458.00	2	229.00
XOOM ENERGY TEXAS	457.45	4	114.36
4TE ABSOLUTE WASTE SERVIC	457.40	1	457.40
BUILDING SPECIALTIES 411	455.53	1	455.53
4TE GEXA ENERGY	450.00	3	150.00
MY BINDING COM	449.68	6	74.95
BIOQUIP PRODUCTS INC	448.60	1	448.60
SYN-TECH SYSTEMS	447.00	1	447.00
DOLLAR TREE	445.80	12	37.15
QUARTERMASTER	444.83	1	444.83
DOUBLETREE HOTELS	444.60	2	222.30
ELITE K9 INC 2	444.14	1	444.14
ASTROMATIC CAR WASH ROBST	444.00	3	148.00
NOODLE SOUP	443.00	2	221.50
IXL LEARNING	439.75	2	219.88
BELL FENCE OF CORPUS CHR	438.50	2	219.25
AMZN MKTP US XS66H78I3	437.80	1	437.80
AMZN MKTP US AP24G57H3	437.60	1	437.60
LUBY'S FUDDRUCKERS	432.96	4	108.24
FOUNDATION BLDG 260	430.54	3	143.51
O'REILLY AUTO PARTS 1687	430.35	18	23.91
SIG SAUER INC	430.00	1	430.00
VORTECH PHARMACEUTICALS	429.35	1	429.35
TEXPO DBA YEP & SWPL	429.18	6	71.53
CDW GOVT #XSP7965	427.91	1	427.91
IN SALINAS IRRIGATION IN	427.88	1	427.88
DOOR CONTROL SERVICES	427.86	1	427.86
INT'L CODE COUNCIL INC	420.00	1	420.00
TEXAS EXCELLENCE DETAIL	420.00	23	18.26
BUSTERS BUTANE	416.34	7	59.48
PAYPAL AUSTINREPTI	415.00	1	415.00
AMZN MKTP US HM7NG5DN3	412.55	1	412.55
SOUTHWES 5262166818486	411.96	1	411.96
COLLABORATIVE SUMMER LIBR	410.75	1	410.75

Nueces County
Transaction Totals by Vendor YTD
For the 8 months ending 05/28/2020

Merchant	Amount	Transaction Count	Average Transaction
ARC HOUSTON 09	409.78	1	409.78
SMK SURVEYMONKEY.COM	409.34	1	409.34
SOCIETYFORHUMANRESOURCE	408.00	2	204.00
WRIGHT MATERIALS INC ROBS	405.24	5	81.05
JAM PAPER & ENVELOPE	404.94	1	404.94
SAMSClub #8267	404.41	9	44.93
PBP COMPLIANCE	403.34	1	403.34
PRAXAIR DIST INC 70245	402.74	2	201.37
YO RANCH RESORT	402.28	2	201.14
DOOR SERVICES CORPORATION	402.00	2	201.00
4CHANGE ENERGY CHANGE	401.93	3	133.98
NORTHERN TOOL + EQUIP	399.42	7	57.06
AMAZON.COM HB9W041Z3 AMZN	399.40	1	399.40
WM SUPERCENTER #490	399.12	5	79.82
GULF COAST GRAPHICS	392.50	5	78.50
BESTBUYCOM805690025142	389.67	4	97.42
BESTBUYCOM805714511528	388.44	2	194.22
GULF COAST NUT & BOLT SUP	386.20	20	19.31
UNITED 0167429618047	386.00	1	386.00
AMZN MKTP US C256C3AN3	380.95	1	380.95
INF CITY DIRECTORIES	380.00	3	126.67
TEXAS CHAPTER PRIMA PUBLI	380.00	3	126.67
AMZN MKTP US YD8585H63 AM	379.99	1	379.99
KYOCERA DOCUMENT SOLUTION	377.87	4	94.47
AMZN MKTP US C19117E53	375.18	1	375.18
SP OUTDOORSOLARSTORE	375.00	1	375.00
RESERVATIONS HILTON GA	372.69	1	372.69
CLARKE MOSQUITO CONTRO	371.30	1	371.30
AMZN MKTP US HF1GK6313	369.00	1	369.00
AMZN MKTP US IQ50A3KG3 AM	365.60	1	365.60
AMER LIB ASSOC-CAREER	365.00	1	365.00
SEYMOUR DOORS	365.00	1	365.00
MOODY GARDENS HOTEL	363.70	1	363.70
CITY OF BISHOP UTILITIES	362.81	4	90.70
MSFT E0800AU8CB	360.00	1	360.00
AN FORD MAZDA CORPUS	358.21	3	119.40
AMZN MKTP US 5E1EC0PX3	357.73	1	357.73
HOBBY-LOBBY #0116	354.58	4	88.65
ACTION TARGETS	352.50	1	352.50
GALVANS PAINT & BODY LLC	352.00	1	352.00
HOTEL RESERVATIONS.COM	350.40	1	350.40
AUTO MECHANIC SERVICE PLU	350.00	1	350.00

Nueces County
Transaction Totals by Vendor YTD
For the 8 months ending 05/28/2020

Merchant	Amount	Transaction Count	Average Transaction
SANDJBAKERY	350.00	1	350.00
TEX DEPT LICEN N REG	350.00	2	175.00
AMAZON.COM MC44D8KM1 AMZN	349.05	1	349.05
BIG O TIRES 43117	345.92	3	115.31
INTERCONTINENTAL AUSTIN	345.48	1	345.48
IN ARTISTIC BRONZE INC.	345.00	1	345.00
BURNER COMBUSTION SYSTEM	344.00	1	344.00
AMAZON.COM U06WN3KR3 AMZN	342.33	1	342.33
AMZN MKTP US Z19QI2AK3	341.59	1	341.59
IN LAMAR PLUMBING INC	340.67	1	340.67
AFTER HOURS AUTO GLASS	340.00	2	170.00
HILTON GARDEN INN ARDMORE	339.59	1	339.59
TEXAS COMPUTER EDUCATION	339.00	1	339.00
HOLIDAY INN EXPRESS CLOV	338.16	2	169.08
BUILDASIGN.COM	336.17	1	336.17
MSFT E0800ANA42	336.00	1	336.00
CDW GOVT #WBN0352	334.38	1	334.38
CDW GOVT #WDB6052	334.38	1	334.38
CDW GOVT #WDL0782	334.38	1	334.38
AMZN MKTP US 074JI45L3	334.35	1	334.35
CDW GOVT #VRV2193	332.49	1	332.49
CDW GOVT #WWC5572	331.85	1	331.85
MEMORIAL PARK	330.00	1	330.00
SQ AUTO WORKS UNLI	330.00	3	110.00
AMAZON.COM EE86M7GS3 AMZN	329.99	1	329.99
AMZN MKTP US JZ4K66XS3	329.97	1	329.97
SERVICE HYDRAULICS LLC	329.71	4	82.43
SAFELITE AUTOGLASS	327.97	1	327.97
CULLIGAN/ULTRAPURE WAT	326.35	9	36.26
AUSTIN EMBASSY SUITES	326.24	2	163.12
KEGCO INC	325.39	3	108.46
4ALLPROMOS	323.55	1	323.55
AMAZON.COM M78PY4PF1	322.42	1	322.42
AMZN MKTP US WF33U11M3	321.99	1	321.99
AMAZON.COM MO8WG1241	321.86	1	321.86
LOWES #01763	320.68	2	160.34
SQ BURKHOLDER ELECTRIC	320.00	1	320.00
HOMWOOD SUITES DC	319.56	1	319.56
SEASIDE MEMORIAL PARK	317.50	1	317.50
AMZN MKTP US 0J21F69U3	317.06	1	317.06
DOGGETT HM SERVICES	316.11	1	316.11
CDW GOVT #WTW3686	316.05	1	316.05

**Nueces County
Transaction Totals by Vendor YTD
For the 8 months ending 05/28/2020**

Merchant	Amount	Transaction Count	Average Transaction
IN LER SERVICE AND SUPPL	315.30	1	315.30
CHEWY.COM	314.79	5	62.96
LIND ELECTRONICS	314.08	3	104.69
TEXAS GUN SHOP INC	311.76	1	311.76
ASCE PURCHASING	311.00	1	311.00
INTERNATIONAL ELECTRONICS	310.60	10	31.06
AMERICAN AIR0017477974012	310.00	1	310.00
PAYPAL TWINS MEDIA	310.00	1	310.00
PINNACLE PROPANE #116	310.00	2	155.00
VETERAN ENERGY LLC	309.33	3	103.11
H-E-B #022	308.79	4	77.20
O'REILLY AUTO PARTS 1441	308.64	6	51.44
SHILO INN KILLEEN LLC	307.05	3	102.35
AMZN MKTP US MO6CN65T0	306.72	1	306.72
FASCLAMPITT CC	305.63	4	76.41
BLOSSOM SHOP FLORIST	305.02	2	152.51
AMERICAN STEEL & SUPPLY	305.00	1	305.00
DEALERS ELECTRICAL #40	303.46	1	303.46
O'REILLY AUTO PARTS 445	302.34	4	75.59
TOWNEPLACE SUITES BY M	302.06	2	151.03
HOLIDAY INN EXPRESS STON	301.93	2	150.97
THE SHARP SHOOTER	301.45	8	37.68
HALFMOON EDUCATION	300.00	1	300.00
PAYPAL GTAUTOMATIC	300.00	2	150.00
AMAZON.COM BF7MC5863	299.98	1	299.98
BATTERYDEALSUS	299.70	1	299.70
LA QUINTA INN & SUITES	297.13	2	148.57
WYNDHAM AUSTIN & WOODW	296.36	1	296.36
AMZN MKTP US 9A20C6XG3	296.24	1	296.24
TURNERS LANDSCAPE INC	295.79	2	147.90
PRINTING DYNAMICS	295.02	2	147.51
EVINS GLASS SERVICE	294.95	1	294.95
AMERICAN RED CROSS	293.00	3	97.67
WOODS & POOLE ECONOMICS	292.50	1	292.50
ZACHRY PUBLICATIONS	292.50	2	146.25
HORIZON DIST - H263	291.98	2	145.99
8X8 INC 888-898-8733	291.17	1	291.17
AUTO EQUIPMENT SERVICE LL	291.11	1	291.11
WM SUPERCENTER #464	289.56	9	32.17
LIBRARY SALES INC	288.29	1	288.29
MODERN PAWN JEWELRY	288.00	1	288.00
AMZN MKTP US YW7AS7AL3	287.97	1	287.97

Nueces County
Transaction Totals by Vendor YTD
For the 8 months ending 05/28/2020

Merchant	Amount	Transaction Count	Average Transaction
CDW GOVT #XRP8125	284.05	1	284.05
FIRST BOOK	282.50	1	282.50
BARNES & NOBLE #2818	281.90	4	70.48
PAYPAL PETRO CLASS	280.00	2	140.00
AMZN MKTP US MC8MQ18V2	279.96	1	279.96
AMZN MKTP US 5D0X625R3	278.09	1	278.09
HEBERT IRRIGATION	277.50	1	277.50
COASTAL BEND SOCIETY FOR	275.00	4	68.75
HOLIDAY INN EXPRESS HARL	274.26	1	274.26
BESTBUYCOM806053210584	272.97	2	136.49
MINIT MAN - 2	272.61	2	136.31
CHANGE COMPANIES THE	271.44	1	271.44
AMZN MKTP US CL5CV00K3	270.62	1	270.62
AMZN MKTP US MS2Y96K53	270.60	1	270.60
HILTON HOUSTON PLAZA	269.46	1	269.46
NIKOS STEAK HOUSE	269.22	2	134.61
SOUTHWES 5262170648692	268.48	1	268.48
UNITED 0167511614753	264.20	1	264.20
LEXITAS	264.00	1	264.00
LOVETT DENTAL #9	261.00	4	65.25
AMZN MKTP US G04AC2R63	260.91	1	260.91
NOTARYHNB-800.422.1555	260.90	2	130.45
AMZN MKTP US OF1PD3HN3	260.19	1	260.19
AMZN MKTP US NS1LB6CA3	260.00	1	260.00
SECURETECH	260.00	1	260.00
NORTH PADRE HARDWARE	257.95	7	36.85
HOLIDAY INN EXPRESS HOTE	257.64	2	128.82
AED SUPERSTORE	255.00	1	255.00
SQ COASTAL BEND WO	255.00	2	127.50
AMZN MKTP US 6F6GE9JR3 AM	254.37	1	254.37
STREAM ENERGY	254.26	2	127.13
SOUTHWES 5262181409028	253.98	1	253.98
JEAN'S RESTAURANT SUPPLY	253.19	1	253.19
ENT ASSOC CORPUS CHRIST	252.50	1	252.50
AMZN MKTP US Q43NW3PB3	250.84	1	250.84
SCHOOLSIN	250.65	1	250.65
1000BULBS.COM	250.53	1	250.53
ECHELON HTS INC	250.00	1	250.00
SIGN SOLUTIONS	250.00	1	250.00
AMAZON.COM H43BP9RE3	248.98	1	248.98
KENNEDY WIRE ROPE AND	247.23	2	123.62
BESTBUYCOM805685416599	245.96	2	122.98

Nueces County
Transaction Totals by Vendor YTD
For the 8 months ending 05/28/2020

Merchant	Amount	Transaction Count	Average Transaction
WM SUPERCENTER #5898	245.72	2	122.86
CKE ROD N ROLL S T 324	244.98	2	122.49
AMZN MKTP US QU5E636V3	244.35	1	244.35
QUIK PRINT	243.00	2	121.50
AMZN MKTP US BH0EG3VQ3	242.26	1	242.26
SABAL DENTAL WEBER - VT	241.00	1	241.00
AMAZON.COM YW72T4WH3	240.00	1	240.00
KAHOOT! AS	240.00	1	240.00
STATE BAR TX - MCLE-W	239.32	2	119.66
SOUTHWES 5268785978090	238.98	1	238.98
MINIT MAN - 3	238.94	3	79.65
AMAZON.COM MM51B5YH3	238.87	1	238.87
HOMES TO SUITES BY HILTON	236.90	2	118.45
DNH GODADDY.COM	234.90	2	117.45
ID WHOLESALER	231.98	1	231.98
PAYPAL JIMSPARTSPL	231.71	3	77.24
5TH CIRCUIT CT/APP PAYGOV	231.00	1	231.00
SOUTHWESTERN PETROLEUM CO	230.56	1	230.56
BLUE 360 MEDIA	230.01	1	230.01
STAMP CONNECTION	229.70	5	45.94
UNITED 0162499343389	229.20	1	229.20
GULF COAST MARINE INC.	228.89	1	228.89
WINGSTOP 312	227.96	1	227.96
NORTHWEST TIRE & AUTO SER	226.28	2	113.14
BEST WESTERN	225.98	2	112.99
TRWA	225.00	1	225.00
WWW.TXPPA.ORG	225.00	3	75.00
AMZN MKTP US VP2SO3C73	224.94	1	224.94
AMZN MKTP US M72CR9TT0	222.43	1	222.43
SMARTLINK	220.00	1	220.00
AMZN MKTP US MC62Q5701	219.95	1	219.95
LAWSON PRODUCTS	219.66	2	109.83
SOUTHWES 5262170648642	217.98	1	217.98
PIZZA HUT #23651	217.00	1	217.00
COTTONWOOD SOFTWARE	215.00	3	71.67
PEAVEY CORP.	215.00	1	215.00
WM SUPERCENTER #546	213.83	1	213.83
INDEED	213.20	2	106.60
SQ ROYCE ROLLS RINGER CO	212.11	1	212.11
WAL-MART #5460	211.68	2	105.84
BESTBUYCOM805703219749	211.06	3	70.35
AMERICAN FILTRATION	210.35	2	105.18

Nueces County
Transaction Totals by Vendor YTD
For the 8 months ending 05/28/2020

Merchant	Amount	Transaction Count	Average Transaction
PREMIER CHEMICAL	210.00	1	210.00
EMERGENCY PET CLINIC CORP	209.33	1	209.33
MINIT MAN - 1	208.90	2	104.45
PRICELN WYNDHAM GARDEN	208.86	1	208.86
BRYAN FAIRFIELD INN	206.04	1	206.04
BESTBUYCOM805700945757	205.63	2	102.82
AIR AND FILTERS	205.16	2	102.58
ACFE	205.00	1	205.00
ASFPM MADISON WI	205.00	1	205.00
PAYPAL AUSTINPETA	204.99	1	204.99
AMZN MKTP US M70FH1BC2	204.64	1	204.64
CONCENTRA	204.00	2	102.00
IN FINANCIAL CONTROL SYS	202.50	2	101.25
BEST WESTERN POST INN	201.12	2	100.56
SLEEP INN & SUITES WIL	201.00	2	100.50
HAMMONS EDUCATION LEADERS	200.00	1	200.00
LANMON AERIAL	200.00	1	200.00
PACKTRACK	200.00	2	100.00
BESTBUYCOM805705283030	199.96	1	199.96
AMZN MKTP US IY7HB2TI3	199.92	1	199.92
TITAN SUPPORT SYSTEMS I	199.80	1	199.80
AMZN MKTP US KO6GN1263	199.18	1	199.18
CPS HUMAN RESOURCE SERVIC	199.00	1	199.00
ZARSKY LUMBER-CORPUS CHR	199.00	1	199.00
SUTHERLANDS 3210	197.49	3	65.83
AMAZON.COM CL9ZP26Y3	195.70	1	195.70
AMZN MKTP US MC0M29600	195.00	1	195.00
ADOBE ACROPRO SUBS	194.72	1	194.72
AMZN MKTP US 788T12GV3 AM	194.67	1	194.67
AMER ASSOC NOTARIES	193.80	4	48.45
A AND C FIRE EQUIPMENT CO	192.45	1	192.45
SOUTHWES 5262134320963	192.16	1	192.16
SOUTHWES 5262134320964	192.16	1	192.16
SOUTHWES 5262134320965	192.16	1	192.16
SOUTHWES 5262134320966	192.16	1	192.16
SOUTHWES 5268785978088	192.16	1	192.16
HOLIDAY INN EXPRESS PALE	192.10	2	96.05
AMZN MKTP US 505I24YS3	192.00	1	192.00
LABELS ETC INC	191.93	1	191.93
ZOOM.US 888-799-9666	191.80	2	95.90
DOCUGRAPHIX PLUS	191.70	2	95.85
TIFCO INDUSTRIES INC	191.06	1	191.06

Nueces County
Transaction Totals by Vendor YTD
For the 8 months ending 05/28/2020

Merchant	Amount	Transaction Count	Average Transaction
SNOWBIRDWEBSITELODGIN	191.05	1	191.05
BEST WESTERN PLUS	190.90	2	95.45
STITCH IT CUSTOM EMBROIDE	190.00	1	190.00
NAYLOR'S FARM & RANCH SUP	189.90	1	189.90
SPOK INC	187.83	1	187.83
ECONOMICCLU	187.50	2	93.75
AMZN MKTP US 3345H4QG3	187.05	1	187.05
AMERI-FLOORS	186.24	1	186.24
DEL MAR COLLEGE CASHIERS	185.00	3	61.67
SALTWATER GRILL	185.00	1	185.00
XOOM ENERGY	183.58	1	183.58
BESTBUYCOM805694110270	182.99	1	182.99
PAYPAL OPENDOORLLC	182.95	1	182.95
AMAZON.COM TW3I35873	181.66	1	181.66
SILLWORKS LTD	180.90	1	180.90
AMZN MKTP US 8B3KM09C3	180.29	1	180.29
IN ALAMO VALLEY GEOSYSTE	180.00	1	180.00
IN SUPERGLASS WINDSHIELD	180.00	6	30.00
INDUSTRIAL FABRICATORS OF	180.00	1	180.00
KINGSVILLE PUBLISHING CO	180.00	1	180.00
AMZN MKTP US ER4EW2I13	179.98	1	179.98
MASTERWORD	179.10	2	89.55
LA QUINTA INN AND SUITE	178.00	13	13.69
ED HICKS IMPORTS LTD	177.98	1	177.98
BLUE360 MEDIA LLC	177.62	2	88.81
G & L DETAIL CO.	175.00	1	175.00
SQ ROADRUNNER GLASS INC.	175.00	1	175.00
STREETCOP	175.00	1	175.00
TAGITM	175.00	3	58.33
TAMUCC CAREER SERVICES	175.00	1	175.00
AMZN MKTP US IE4DE49E3	172.89	1	172.89
AMZN MKTP US M76DT8WV1	172.78	1	172.78
SOUTHWES 5268785978086	172.28	1	172.28
SOUTHWES 5268785978087	172.28	1	172.28
DOLLARTREE	172.00	3	57.33
AMZN MKTP US K32GJ3F63	171.86	1	171.86
AMZN MKTP US M73HD02H0	171.31	1	171.31
AMZN MKTP US MC41K8S22	170.76	1	170.76
AMZN MKTP US MO8271340	170.11	1	170.11
AMZN MKTP US NF6YF4TO3	169.99	1	169.99
CDW GOVT #WGQ3381	169.95	1	169.95
CITY OF AGUA DULCE	169.83	2	84.92

Nueces County
Transaction Totals by Vendor YTD
For the 8 months ending 05/28/2020

Merchant	Amount	Transaction Count	Average Transaction
BUSTERS PROPANE	167.27	3	55.76
LONGHORN STEAK 0125454	167.01	1	167.01
TAMUCC NSCS MP	165.75	1	165.75
NXKEM USA LLC	165.49	1	165.49
FIRESTONE678775	164.99	1	164.99
ATLAS PHONES.COM	164.88	1	164.88
AMAZON.COM CX6423YK3	164.66	1	164.66
FEDEX 779950017225	162.34	1	162.34
K & N COMPANY	162.15	1	162.15
H-E-B #069	161.67	3	53.89
STEVE OLMEDA EXXON	160.86	4	40.22
WWW.SAFEWAYCLASSES.COM	159.98	2	79.99
BESTBUYCOM805716837720	159.96	1	159.96
SERVPRO OF CORPUS CHRISTI	159.95	1	159.95
AMZN MKTP US R16S36003	159.92	1	159.92
SOUTHWES 5262134320960	159.28	1	159.28
SOUTHWES 5262134320961	159.28	1	159.28
SOUTHWES 5262134320962	159.28	1	159.28
SOUTHWES 5268785978085	159.28	1	159.28
AMZN MKTP US WW49L4YT3 AM	159.00	1	159.00
NASW ONLINE	158.00	1	158.00
W WHITE AIR CONDITIONING	158.00	2	79.00
CDW GOVT #0170-5211	157.12	1	157.12
CDW GOVT #XDQ7992	157.12	1	157.12
POS SUPPLY SOLUTIONS	156.70	1	156.70
BLUE STREAK FABRICATION	156.00	1	156.00
GULF COAST PAPER COM	156.00	1	156.00
CEECO	155.22	1	155.22
AUTOZONE #4215	154.44	3	51.48
HOWARD S BAR B QUE	153.84	2	76.92
CDW GOVT #XPR0982	152.15	1	152.15
PUEBLO TIRES LTD KINGSVIL	152.01	1	152.01
LA QUINTA INNS 0907	150.93	1	150.93
ALICE ECHO NEWS JOURNAL	150.00	1	150.00
ENSYSTEX II	150.00	1	150.00
SQ ARTURO GARCIA B	150.00	1	150.00
V247 POWER CORPORATION	150.00	1	150.00
AMZN MKTP US ZU0MC3D63	149.26	1	149.26
TEXAS TYPE	149.00	1	149.00
ZIEBART TX-70	149.00	1	149.00
UNITEDSCOPE	147.28	2	73.64
TXTAG 888 468 9824	145.93	7	20.85

Nueces County
Transaction Totals by Vendor YTD
For the 8 months ending 05/28/2020

Merchant	Amount	Transaction Count	Average Transaction
AMZN MKTP US QP6185TO3	145.73	1	145.73
TAMPERPROOF SCREW CO.INC	145.66	1	145.66
SQ AFTER HOURS AUTO GLAS	145.00	1	145.00
TDLR BOILER INVOICE	143.66	2	71.83
AMZN MKTP US SI20R6593	143.35	1	143.35
VALLEN DISTRIBUTION #QI	142.94	1	142.94
NENA	142.00	1	142.00
HOME2 SUITES	140.30	1	140.30
AMZN MKTP US MC0VQ8HL2	140.00	1	140.00
IN COSTUME SPECIALISTS I	140.00	1	140.00
GRIMALDI'S PIZZA #03354	139.64	1	139.64
AMZN MKTP US 736KL9233	137.51	1	137.51
AMZN MKTP US U22OK8U23	136.25	1	136.25
CDW GOVT #XXF7984	135.96	1	135.96
AMZN MKTP US UH4CQ1OZ3	135.17	1	135.17
PAYPAL WONDERIDEA	135.00	9	15.00
TEXAS COUNCIL ON FAMILY V	135.00	2	67.50
TEXAS FLAME STEAKHOUSE-	135.00	1	135.00
AMAZON.COM Q271S5UD3 AMZN	133.86	1	133.86
H-E-B #139	133.39	1	133.39
PLANT INTERSCAPES	133.24	1	133.24
PAYPAL FANZOFSPORT	133.07	2	66.54
AMZN MKTP US 7H5AA3TL3	133.00	1	133.00
AMZN MKTP US AD15S7EL3	133.00	1	133.00
AMZN MKTP US EI4D50BI3	133.00	1	133.00
AMAZON.COM 8B4VU3BB3	132.68	1	132.68
AMZN MKTP US O94R37TO3	132.00	1	132.00
AMZN MKTP US MC4GG46R1	131.94	1	131.94
TAQUERIA JALISCO 18	131.42	1	131.42
VALLEY PUMPS INC.	130.31	1	130.31
AGEX PESTICIDE APP	130.00	1	130.00
SQ ABSOLUTE WRECKER & ST	130.00	2	65.00
AMZN MKTP US Z38KN9AZ3	129.96	1	129.96
H-E-B ONLINE	129.59	1	129.59
AMZN MKTP US PZ9L79M93 AM	129.00	1	129.00
SOUTH TEXAS STEEL SERVICE	128.51	2	64.26
VOLVO TRUCKS OF TEXAS	128.00	1	128.00
EXPEDIA 7495507083268	127.68	1	127.68
AUTOZONE 4216	127.29	6	21.22
HOMWOOD SUITES AIRPORT	126.60	1	126.60
MICROTEL INN AND SUITES	125.94	1	125.94
AMZN MKTP US YP2R83TW3	125.55	1	125.55

**Nueces County
Transaction Totals by Vendor YTD
For the 8 months ending 05/28/2020**

Merchant	Amount	Transaction Count	Average Transaction
IN VISCERAL ILLUMINATION	125.00	1	125.00
SQ TORRES GARAGE	125.00	4	31.25
AMAZON.COM AT4480RL3 AMZN	124.30	1	124.30
NICHOLS SOUTHSIDE PHAR	123.87	1	123.87
AMAZON.COM JG9XU2C33	123.69	1	123.69
AMZN MKTP US C14PW5Z3	122.97	1	122.97
AMAZON.COM 448BU8MQ3 AMZN	122.64	1	122.64
PREMIER SMILES IKENNA	122.00	1	122.00
SIRCHIE FINGER PRINT LABO	121.70	2	60.85
AMAZON.COM OJ69532N3	121.00	1	121.00
NET32 DISCOUNT DISPOS	120.01	1	120.01
AMERICAN SHORE & BEAC	120.00	1	120.00
BLACKIES WELDING WORKS IN	120.00	1	120.00
DATA SEARCH MEDICAL	120.00	1	120.00
IN EXPRESS TECH	120.00	1	120.00
SQ GWS BUSINESS	120.00	1	120.00
AMZN MKTP US 2R9W36MU3 AM	119.99	1	119.99
AMZN MKTP US SL8YA3LK3	119.99	1	119.99
QUALITY INN	119.30	4	29.83
BED BATH & BEYOND #502	119.12	2	59.56
AMAZON PRIME MH5W63VZ3	119.00	1	119.00
EXPRESS ENERGY	118.87	1	118.87
NUECES POWER EQUIPMENT	118.86	3	39.62
FASTSIGNS	118.08	1	118.08
EXXONMOBIL 48099196	116.00	2	58.00
CCI HOTEL RESERVATION	115.83	1	115.83
REVERSAL-CCI HOTEL RESERV	115.83	1	115.83
AOC AUTO PARTS	115.60	3	38.53
POWER OF TEXAS	115.27	1	115.27
USPS PO 4876650380	115.00	7	16.43
BESTBUYCOM805715859423	114.99	1	114.99
AMAZON.COM 213UL3SD3 AMZN	114.96	1	114.96
AMZN MKTP US EL0C827G3	114.95	1	114.95
EXPRESS CARE AUTO CENTER	114.90	1	114.90
CHAMPION ENERGY SERVICES	114.83	1	114.83
AMZN MKTP US JF0XD1O13	114.28	1	114.28
COLOR SOURCE	113.00	1	113.00
ZEP SALES AND SERVICE	112.99	1	112.99
TLF BLOSSOM SHOP FLORIST	112.95	1	112.95
SPRINGHILL SUITES	111.87	1	111.87
FAIRFIELD INN & SUITES	110.40	3	36.80
AMZN MKTP US A16Q57G83	110.37	1	110.37

**Nueces County
Transaction Totals by Vendor YTD
For the 8 months ending 05/28/2020**

Merchant	Amount	Transaction Count	Average Transaction
INFUSE ENERGY LLC	110.34	1	110.34
GRAPPLERS- INC	110.02	1	110.02
FAMILY COUNSELING SERVICE	110.00	1	110.00
SQ CORPUS CHRISTI	110.00	1	110.00
BESTBUYCOM805654797446	109.98	1	109.98
WM SUPERCENTER #442	109.00	1	109.00
HOLIDAY INN EXPRESS HUNT	108.98	1	108.98
STARTECHTEL.COM INC	108.95	1	108.95
ISLA GRAND BEACH RESORT	108.82	1	108.82
HOMEWOOD SUITES VICTORIA	108.48	1	108.48
WALGREENS #15931	108.23	1	108.23
AMAZON.COM MQ02Q2RH3 AMZN	107.88	1	107.88
RESIDENCE INN COLLEGE	107.56	1	107.56
RAMADA	106.22	3	35.41
AMZN MKTP US ZH31Y3QC3	103.67	1	103.67
MARDEL #34	102.89	4	25.72
SQ D-9 ALPHA ZETA	102.80	1	102.80
HAMPTON INN BROWNWOOD	102.72	1	102.72
O'REILLY AUTO PARTS 712	102.54	2	51.27
SHINE ON CAR WASH	102.00	6	17.00
NUECES WATER SUPPLY CORPO	101.91	2	50.96
CDW GOVT #XNK1839	101.86	1	101.86
AMAZON.COM MO2PS8BW1 AMZN	101.82	1	101.82
SQ STICKER STORE G	100.00	1	100.00
TEXAS FLOODPLAIN MANAGEME	100.00	1	100.00
TEXAS STATE DIRECTORY PRE	100.00	1	100.00
WALMART EGIFT CARD	100.00	1	100.00
THE ROCKPORT PILOT	99.75	1	99.75
ACADEMY ONLINE COURSES	99.00	1	99.00
GREATLAND CORPORATION	99.00	2	49.50
AMZN MKTP US IF4DI7TI3	98.37	1	98.37
SUBWAY 00126961	97.99	1	97.99
IN ID CARD CONSULTANTS	97.95	1	97.95
AMZN MKTP US M73LJ1B72	97.65	1	97.65
MILLERS BAR B-Q WEBER	97.51	1	97.51
APPLE.COM/BILL	97.38	2	48.69
AMZN MKTP US KV8F614H3	97.07	1	97.07
AMER ASSOC NOTARIESWE	96.90	1	96.90
RUBEN'S FLEET SERVICE	96.00	9	10.67
VALLEY SOLVENTS & CHEMIC	96.00	1	96.00
AMZN MKTP US TS3HY4TC3	95.92	1	95.92
AT&T T41A 8153	94.18	1	94.18

Nueces County
Transaction Totals by Vendor YTD
For the 8 months ending 05/28/2020

Merchant	Amount	Transaction Count	Average Transaction
HAMPTON INN VICTORIA	93.52	3	31.17
NUECES CO TX - GOV PAY FE	93.45	30	3.12
EIG WHOIS.COM	93.44	1	93.44
AMAZON.COM K43603743 AMZN	92.78	1	92.78
AMZN MKTP US MR21F6GX3	91.98	1	91.98
THEPARKINGSPOT-238RC	91.79	1	91.79
PAW TEXAS MOSQUITO CONTRO	90.00	3	30.00
AMZN MKTP US QC0VF2KY3	89.98	1	89.98
ROCKPORT AUTO CLINIC	89.91	1	89.91
MID COAST ELECTRIC SUPPLY	89.68	1	89.68
AMZN MKTP US B71EA79T3	89.63	1	89.63
AMAZON.COM IE22876L3 AMZN	89.24	1	89.24
JASONS DELI #617	89.01	1	89.01
CITY OF CC AIRPORT	89.00	6	14.83
SALLY BEAUTY #2066	88.97	5	17.79
AMZN MKTP US AY3Q94NS3	88.75	1	88.75
PAYPAL MIKE DAVIS	88.20	1	88.20
MOORE SUPPLY COMPANY	88.01	1	88.01
BEST WESTERN SWEETWATER	88.00	2	44.00
TRIEAGLE ENERGY LP	86.92	1	86.92
AMZN MKTP US WF35B64W3	86.88	1	86.88
AMAZON.COM NP3O10CR3	86.31	1	86.31
AMAZON.COM M06QP14X3	86.09	1	86.09
AMZN MKTP US XX1IB2EY3	85.96	1	85.96
FEDEX 92937573	85.62	1	85.62
AMZN MKTP US LD0E666S3	84.99	1	84.99
AMZN MKTP US NZ2766503	84.97	1	84.97
PARTY CITY 814	84.93	1	84.93
AP GAS & ELECTRIC TX	83.98	1	83.98
AMZN MKTP US F44CI6KM3	83.40	1	83.40
H-E-B #270	82.74	2	41.37
MIDAS AUTO CENTER	82.24	2	41.12
AMZN MKTP US 8L61R9WO3	82.20	1	82.20
AMZN MKTP US FP88Z3XO3	81.88	1	81.88
KIKOS MEXICAN FOOD	81.17	1	81.17
AMAZON.COM OZ9L43F33 AMZN	81.05	1	81.05
AGENT FEE 8900789366751	80.00	1	80.00
AGENT FEE 8900796035368	80.00	1	80.00
IDRIVE.COM	79.60	1	79.60
UBER TRIP	78.81	2	39.41
ARANSAS PASS PROGRESS & I	78.75	1	78.75
SHELL OIL 10003382008	77.62	2	38.81

Nueces County
Transaction Totals by Vendor YTD
For the 8 months ending 05/28/2020

Merchant	Amount	Transaction Count	Average Transaction
AMZN MKTP US M776V1NA2	77.28	1	77.28
GARDEN CORNER OF BLUNTZER	76.80	1	76.80
MINIT MAN - 5	75.96	2	37.98
IN CLEC DISTRIBUTION	75.31	1	75.31
COURTS/USDC-TX-PAY	75.00	3	25.00
TSBPA IND LIC RENEW	75.00	1	75.00
AMZN MKTP US GD2ZA2ET3 AM	74.92	1	74.92
AMAZON.COM M76TU3XU2	74.69	1	74.69
CDW GOVT #VVZ6774	74.08	1	74.08
DOMINO'S 6750	73.56	1	73.56
AMZN MKTP US NO1IP5793	73.14	1	73.14
AMAZON.COM 8V19M97B3 AMZN	72.73	1	72.73
STAPLES TIRE & AUTOMOTIVE	72.70	1	72.70
AMAZON.COM 3B7GA87O3	72.65	1	72.65
AMZN MKTP US Y514D74J3	71.92	1	71.92
AMZN MKTP US 7W3418T33	71.64	1	71.64
RR DONNELLEY	71.59	1	71.59
DICK'SSPORTINGGOODS.COM	71.42	1	71.42
AMZN MKTP US QC97E76S3	71.40	1	71.40
MUELLER INC	70.80	1	70.80
FASTSIGNS 11901 I	70.52	1	70.52
BUC-EE'S #22	70.30	2	35.15
DISNEYPLUS	70.30	5	14.06
MODERN PHARMACY	70.12	1	70.12
TCDLA	70.00	2	35.00
AMZN MKTP US MC8P079D0	69.99	1	69.99
AMZN MKTP US MG84V1EN1	69.99	1	69.99
TEJAS VETERINARY CLINIC	69.78	1	69.78
FEDEX 323072241	69.53	1	69.53
REVERSAL-FEDEX 323072241	69.53	1	69.53
FAR BEYOND TINT AND ALARM	69.00	1	69.00
AMZN MKTP US 3459L9MQ3	68.68	1	68.68
THE UPS STORE #6986	68.42	2	34.21
AMAZON.COM MR6UA9M63 AMZN	67.39	1	67.39
TPG CITYOFDRISCOLLUTILITI	66.76	1	66.76
FIRESTONE7919	66.50	1	66.50
AMZN MKTP US MQ88P1UQ0	65.85	1	65.85
CORPUS CHRISTI GASKET F	65.00	1	65.00
BESTBUYCOM805646069231	64.94	1	64.94
EXXONMOBIL 99020240	64.00	1	64.00
NETFLIX.COM	63.96	4	15.99
STUNTCAMS LLC	63.82	1	63.82

Nueces County
Transaction Totals by Vendor YTD
For the 8 months ending 05/28/2020

Merchant	Amount	Transaction Count	Average Transaction
BATTERIES+BULBS #0461	62.01	2	31.01
SHELL OIL 57545310500	62.00	6	10.33
AMAZON.COM UQ2SN8QL3 AMZN	60.98	1	60.98
LA MICHOACANA BAKERY INC	60.80	2	30.40
OFFICE DEPOT #1079	60.61	1	60.61
STAGEDROPCOM	60.38	1	60.38
AMZN MKTP US A60AS75G3 AM	59.95	1	59.95
AMZN MKTP US VF6AJ4MG3	59.19	1	59.19
TEXACO 0373592	59.00	1	59.00
AMAZON.COM PV5U220Z3 AMZN	58.50	1	58.50
AMZN MKTP US 0H8J16J03	57.99	1	57.99
AMZN MKTP US MO3IE95K0	57.71	1	57.71
AMZN MKTP US TE2SK1HH3	57.58	1	57.58
FAMILY DOLLAR #5748	57.50	2	28.75
VISTAPR VISTAPRINT.COM	57.46	1	57.46
DSHS REGULATORY PROG	57.00	1	57.00
SHI SMARTPRACT#1875365	57.00	1	57.00
PAYPAL STICKERTIGE	56.94	1	56.94
CC CALLER-TIMES	56.43	10	5.64
AT HOME STORE #88	56.24	1	56.24
EXXONMOBIL 48199830	56.00	1	56.00
PAUL YORK BODY SHOP LLC	56.00	1	56.00
STRIPES 0101508000	56.00	1	56.00
HARBOR FREIGHT TOOLS 680	55.99	1	55.99
AMZN MKTP US CA1FZ3793	55.80	1	55.80
NEWARK US 00000075	55.19	1	55.19
TARGET 00015420	55.00	1	55.00
AMZN MKTP US MM02H5KV3	54.21	1	54.21
OMNI CORPUS CHRISTI	54.12	1	54.12
AMAZON.COM 1K7EF0A63 AMZN	54.00	1	54.00
AMAZON.COM 9Y84032S3	54.00	1	54.00
LUNARPAGES-HOSTPAPA IN	53.70	1	53.70
MCCOYS #109	53.69	1	53.69
AMZN MKTP US JJ3AF2S73	53.22	1	53.22
LOVE S TRAVEL 00006726	52.01	1	52.01
BOOTS N BRITCHES	51.95	1	51.95
AMZN MKTP US UE8423PC3	51.69	1	51.69
TMOBILE LAW RELATION	51.00	1	51.00
B AND JS PIZZA STAPLES	50.52	1	50.52
AMAZON.COM 8A6YZ1O33	50.36	1	50.36
AMZN MKTP US OM0M125G3	50.25	1	50.25
FEDERAL IRON AND METAL IN	50.16	2	25.08

**Nueces County
Transaction Totals by Vendor YTD
For the 8 months ending 05/28/2020**

Merchant	Amount	Transaction Count	Average Transaction
CEFCO 55	50.01	1	50.01
AGRS AGRILIFE RES-MKT	50.00	1	50.00
MIDSTATE ENVIRONMENTAL	50.00	1	50.00
SQ SOUTH TEXAS JUSTICES	50.00	1	50.00
WALGREENS #3639	50.00	1	50.00
AMZN MKTP US CG6II7FT3	49.98	1	49.98
ORECK VACUUMS OF CORPUS	49.90	1	49.90
DISCOUNT AUTO PARTS	48.98	1	48.98
SOUTHWES 5262181409057	48.98	1	48.98
SOUTHWES 5268785978091	48.98	1	48.98
AMAZON.COM US3RM5TJ3 AMZN	48.78	1	48.78
SUNOCO 0553014200	48.77	2	24.39
AMZN MKTP US WR92T55X3	48.70	1	48.70
BESTBUYCOM805689543077	48.70	1	48.70
AMZN MKTP US 3N86R4M93 AM	48.36	1	48.36
LONE STAR OVERNIGHT	48.08	1	48.08
ITAXI CAMBRIDGE	48.00	1	48.00
QUICKEN INC	47.80	1	47.80
AMAZON.COM QZ2WJ81X3 AMZN	47.31	1	47.31
EQ DEPOT CORP CHRISTI	47.20	1	47.20
FEDEX 90463295	47.14	1	47.14
PP COTTONPRESS	47.00	1	47.00
AMZN MKTP US 2Y7L41453	46.97	1	46.97
AMZN MKTP US GE8G022U3	46.97	1	46.97
AMZN MKTP US UU4EY50F3	46.20	1	46.20
AMZN MKTP US RV1G58IK3 AM	45.93	1	45.93
O'REILLY AUTO PARTS 2292	45.62	3	15.21
BOS TAXI 0704	45.60	1	45.60
BUC-EE'S #37	45.50	1	45.50
AMERICAN AIR0010658705310	45.32	1	45.32
FEDEX 61266746	45.15	1	45.15
TXDOT FINANCE	45.00	1	45.00
UNITED 0161559096122	45.00	1	45.00
UNITED 0161559096123	45.00	1	45.00
SE40868	44.23	2	22.12
AMZN MKTP US NX0ZI0443	44.10	1	44.10
AMAZON.COM 1R4IW4ES3 AMZN	43.98	1	43.98
SQ SOUTH TEXAS SMA	43.98	1	43.98
FEDEX 60180001	43.97	1	43.97
FEDEX 90934653	43.93	1	43.93
VERMEER TEXAS LOUISIANA C	43.83	1	43.83
FSI CENTERPOINT ENERGY	43.54	1	43.54

Nueces County
Transaction Totals by Vendor YTD
For the 8 months ending 05/28/2020

Merchant	Amount	Transaction Count	Average Transaction
BESTBUYCOM805811529188	43.28	1	43.28
2COCOM MOVAVI.COM	43.25	1	43.25
UNITED 0161559096124	43.00	1	43.00
ROBERT BROOKE & ASSOCIATE	42.96	1	42.96
MOUSER ELECTRONICS INC	42.55	1	42.55
SQ STICKER XPRESS	42.00	6	7.00
CE4LESS COM	41.93	3	13.98
ADVANCE AUTO PARTS #8429	41.65	2	20.83
PAYPAL 2NDCHANCE EBAY 2N	41.08	1	41.08
FREEDOM AUTO SPA	41.00	1	41.00
AMZN MKTP US S288H1GX3	40.80	1	40.80
FEDEX 60209098	40.69	1	40.69
FEDEX 98976495	40.54	1	40.54
FEDEX 779949838324	40.51	1	40.51
AMZN MKTP US XA0G63463	40.42	1	40.42
EXXONMOBIL 47255864	40.19	1	40.19
BOBCAT OF CORPUS CHRISTI	40.17	1	40.17
LATHEM TIME CORPORATION	40.08	1	40.08
AGENT FEE 8900789366750	40.00	1	40.00
AGENT FEE 8900789751416	40.00	1	40.00
AGENT FEE 8900794546945	40.00	1	40.00
AGENT FEE 8900796035365	40.00	1	40.00
PAYPAL COMPLIANCES	40.00	1	40.00
AMZN MKTP US N80N91HQ3 AM	39.99	1	39.99
WWW.RESERVATIONS.COM	39.98	2	19.99
AMAZON.COM X666W2UK3 AMZN	39.90	1	39.90
AMZN MKTP US VN6NW7223	39.54	1	39.54
CHEVRON 0210446	39.48	1	39.48
AMAZON.COM E56RU7WP3 AMZN	39.00	1	39.00
HIREMYMOM.COM	39.00	1	39.00
AMZN MKTP US MC5M266Q1	38.99	1	38.99
AMZN MKTP US YF2N055X3	38.96	1	38.96
AMZN MKTP US LS4WP0J33	38.86	1	38.86
HCTRA EZ TAG ONLINE	38.75	2	19.38
FEDEX 91816081	38.06	1	38.06
CHICK-FIL-A #02237	37.50	2	18.75
AMZN MKTP US M77RB8VD1 AM	37.38	1	37.38
FEDEX 390683474778	37.38	1	37.38
FEDEX 390683628010	37.38	1	37.38
AMZN MKTP US O400B9R93	37.34	1	37.34
AMZN MKTP US 6R2MN9J53	36.98	1	36.98
GOLDEN CORRAL 0938	36.88	1	36.88

Nueces County
Transaction Totals by Vendor YTD
For the 8 months ending 05/28/2020

Merchant	Amount	Transaction Count	Average Transaction
AMZN MKTP US 900HG9KL3	36.79	1	36.79
FEDEX 91710521	36.38	1	36.38
CVS/PHARMACY #06989	36.33	2	18.17
AMZN MKTP US IT7JM7N83	36.28	1	36.28
AMZN MKTP US 213SO6LA3	36.08	1	36.08
CFW COMMERCE ST GARAGE	36.00	2	18.00
AMZN MKTP US P868509Y3 AM	35.99	1	35.99
CVS/PHARMACY #07080	35.99	5	7.20
AUTOZONE #1344	35.98	1	35.98
AMZN MKTP US AR4LT07I3	35.97	1	35.97
AMZN MKTP US U64O37P23	35.94	1	35.94
AMAZON.COM 2I88P1NP3 AMZN	35.72	1	35.72
FEDEX 33389079	35.71	1	35.71
MICHAELS STORES 1681	35.50	2	17.75
341 SUNNYSAVER	35.41	1	35.41
FEDEX 98921151	35.37	1	35.37
TST EXECUTIVE SURF CLUB	35.30	1	35.30
MCCOYS #29	35.26	1	35.26
AMZN MKTP US MT1OV9F03	35.08	1	35.08
DEFENSIVE DRIVING.COM	35.00	1	35.00
WILKINSON VETERINARY CLIN	35.00	1	35.00
AMZN MKTP US OT66V1ZX3	34.99	1	34.99
AMERICAN SAFETY COUNCI	34.95	1	34.95
SQ KATHLEEN KASPER	34.62	1	34.62
BESTBUYCOM805778043557	33.54	1	33.54
LITTLE CAESARS 722	33.54	1	33.54
CORNER STORE 0128	33.51	1	33.51
CALDWELL COUNTRY CHEVY	33.50	2	16.75
MURPHY7701ATWALMART	33.40	1	33.40
AMZN MKTP US 0N5O93673	33.17	1	33.17
UNITED 0161551646175	33.00	1	33.00
ARROW DISPLAY SIGNS INC.	32.48	1	32.48
FEDEX 390683417624	32.47	1	32.47
FEDEX 390683709061	32.47	1	32.47
NTTA CUST SVC ONLINE	32.13	3	10.71
AMZN MKTP US BK3B94RX3	31.99	1	31.99
AMZN MKTP US KZ6PO8473	31.98	1	31.98
AMZN MKTP US ZV6E67XH3	31.98	1	31.98
PAYPAL GEARUP EBAY GEARU	31.93	1	31.93
TEXAS ROADHOUSE #2471	31.76	1	31.76
FEDEX 390683547733	31.55	1	31.55
AMZN MKTP US QV7LV2VF3	30.99	1	30.99

Nueces County
Transaction Totals by Vendor YTD
For the 8 months ending 05/28/2020

Merchant	Amount	Transaction Count	Average Transaction
O'REILLY AUTO PARTS 592	30.96	1	30.96
AMAZON.COM K586E8H33 AMZN	30.44	1	30.44
MARATHON PETRO170506	30.34	1	30.34
BUC-EE'S 12	30.28	1	30.28
SHELL OIL 57544053507	30.19	1	30.19
SHELL OIL 44594170031	30.18	1	30.18
SP MERIT ENTERTAIN	30.07	1	30.07
ONESTOPPARKING.COM	30.02	1	30.02
AMERICAN AIR0010273205860	30.00	1	30.00
AMERICAN AIR0010273552602	30.00	1	30.00
AMERICAN AIR0010281419437	30.00	1	30.00
AMERICAN AIR0010281574834	30.00	1	30.00
AMERICAN AIR0011500791475	30.00	1	30.00
AMERICAN AIR0011500820691	30.00	1	30.00
LEXVID SERVICES INC	30.00	1	30.00
NORMA S FRUITS & DELIGHTS	30.00	1	30.00
UNITED 0161552665618	30.00	1	30.00
UNITED 0161553130554	30.00	1	30.00
AMZN MKTP US 4D3NE5SS3	29.99	1	29.99
BESTBUYCOM806054963047	29.99	1	29.99
AMZN MKTP US AE6LM01S3 AM	29.98	1	29.98
AMZN MKTP US M74UZ5ZH0	29.98	1	29.98
AMZN MKTP US S98GF2CN3	29.97	1	29.97
AMAZON.COM CS2VE3HN3 AMZN	29.86	1	29.86
MARATHON PETRO	29.69	1	29.69
AMZN MKTP US CN6DV49A3	29.22	1	29.22
CALENDARS.COM	29.21	1	29.21
AMZN MKTP US 162ZR5WW3	29.20	1	29.20
AMZN MKTP US 7J7T87703 AM	28.99	1	28.99
COMMERCIAL MOTOR COMPA	28.79	1	28.79
SHERWIN WILLIAMS 707347	28.48	1	28.48
AMZN MKTP US VP98T54Z3	28.13	1	28.13
AMZN MKTP US ZL7GN1WE3	28.12	1	28.12
AMAZON.COM GK7Q14MZ3 AMZN	28.08	1	28.08
SHELL OIL 57542411608	28.03	1	28.03
ALICE ECHO NEWS JOURNAL C	28.00	1	28.00
BANDERA COUNTY TX DIST C	27.50	2	13.75
O'REILLY AUTO PARTS 494	27.45	2	13.73
H-E-B #057	27.23	1	27.23
7-ELEVEN 32314	27.00	1	27.00
ELITE	27.00	1	27.00
WALGREENS #3638	27.00	1	27.00

Nueces County
Transaction Totals by Vendor YTD
For the 8 months ending 05/28/2020

Merchant	Amount	Transaction Count	Average Transaction
WEST MARINE #1308	26.98	1	26.98
AMZN MKTP US AU0007P53	26.96	1	26.96
SALLY BEAUTY #3219	26.60	3	8.87
THE SAFEGUARD SYSTEM INC	26.50	1	26.50
AMZN MKTP US 7Z8QO8LB3	25.98	1	25.98
AMZN MKTP US EY73S5RK3	25.98	1	25.98
AMZN MKTP US BY67Q88J3	25.96	1	25.96
SHELL OIL 42592220073	25.80	1	25.80
SUNSET MUSTANG ACE HARDW	25.72	2	12.86
USPS PO 4820260412	25.50	1	25.50
PAYPAL TDIAI	25.00	1	25.00
AMZN MKTP US G23R09DY3	24.94	1	24.94
PAYPAL JACKY CREE	24.69	1	24.69
CHURCH'S CHICKEN	23.97	1	23.97
AMAZON.COM X28UB4863 AMZN	23.87	1	23.87
EFOODHANDLERS	23.85	3	7.95
RACEWAY6784 65267841	23.13	1	23.13
UNITED 0161551646174	23.00	1	23.00
AMZN MKTP US M79VT1NS1	22.98	1	22.98
FRESH DONUTS	22.98	1	22.98
CHEDDAR'S 0202106	22.57	1	22.57
WHATABURGER 1142	22.16	1	22.16
ADVANCE AUTO PARTS #8079	21.99	1	21.99
PAYPAL NIR ZITOUN	21.72	1	21.72
PAYPAL NYR ZYTWN	21.72	1	21.72
DOUBLETREE AUSTIN	21.66	1	21.66
APL ITUNES.COM/BILL	21.64	1	21.64
SQ MANNY'S TIRE SHOP	21.64	2	10.82
AMAZON.COM D42KP8SD3	21.63	1	21.63
SHERWIN WILLIAMS 707406	21.05	1	21.05
AMZN MKTP US 316XZ6OX3	20.99	1	20.99
AMZN MKTP US 5V5VS7483	20.98	1	20.98
AMZN MKTP US SF45I7HR3	20.94	1	20.94
AMZN MKTP US ER0D28Y53 AM	20.89	1	20.89
DANNYS TIRE SHOP	20.80	1	20.80
PAYPAL SIMPSOPRODU	20.75	1	20.75
H-E-B #253	20.72	1	20.72
SUNOCO 0495736100	20.71	1	20.71
AMZN MKTP US 391SQ3Q23	20.58	1	20.58
BURGER KING #4057	20.23	1	20.23
BESTBUYCOM805687476797	19.99	1	19.99
AMZN MKTP US 119LP0IZ3	19.98	1	19.98

Nueces County
Transaction Totals by Vendor YTD
For the 8 months ending 05/28/2020

Merchant	Amount	Transaction Count	Average Transaction
AMZN MKTP US DI7D109P3	19.98	1	19.98
AMZN MKTP US KV42A8S53 AM	19.98	1	19.98
AMZN MKTP US QN2EQ6LU3	19.98	1	19.98
CRACKER BARREL #44 TALLAH	19.06	3	6.35
AMZN MKTP US U294E0PC3	18.98	1	18.98
AMZN MKTP US HX8MZ9UK3	18.94	1	18.94
DOLLAR GENERAL #12983	18.94	1	18.94
PHILLIPS 66 - PETRO BEAUM	18.72	1	18.72
NATURAL GROCERS CC	18.59	1	18.59
NOTHING BUNDT CAKES -	18.50	1	18.50
EXXONMOBIL 97431548	18.00	1	18.00
JO S PACKARD TIRE SVC	17.68	1	17.68
PUEBLO TIRES LTD ALICE -	17.50	1	17.50
CHEVRON 0301519	17.43	1	17.43
CHICK-FIL-A #01531	17.29	2	8.65
AMZN MKTP US SE19F2MF3	17.00	1	17.00
JO'S PACKARD TIRE SVC	17.00	1	17.00
ARBYS #5984 LAKE CITY	16.67	1	16.67
AUTOZONE #1375	16.23	1	16.23
FEDEX 60229588	16.01	1	16.01
WASH CLUB - CAR WASH	16.00	2	8.00
AMZN MKTP US CY5I88X13	15.99	1	15.99
AMZN MKTP US SN3PQ8KL3	15.98	1	15.98
AMZN MKTP US JA8KD3153	15.80	1	15.80
FASTENAL COMPANY 01TXCOR	15.64	1	15.64
USPS PO 4820240414	15.35	1	15.35
ANY LAB TEST NOW	15.00	1	15.00
GOVERNMENT PAYMENTS	15.00	4	3.75
HILTON MEDICAL CENTER	15.00	1	15.00
LASHLEY S TEXAS #3	15.00	1	15.00
SQ BANUELOS TIRE P	15.00	1	15.00
TAMUCC UNIV OUTREACH	15.00	1	15.00
AMZN MKTP US BI4IX6TT3	14.99	1	14.99
AMZN MKTP US MC4LX8280	14.99	1	14.99
THIRD COAST NAPA 0010809	14.98	1	14.98
BILL MILLER BAR-B-Q - 63	14.75	1	14.75
MCDONALD'S F21841	14.68	1	14.68
PENGAD INC	14.65	1	14.65
AMAZON.COM QK8W931W3 AMZN	14.61	1	14.61
USPS PO 4871900373	14.40	1	14.40
WHATABURGER 897 Q26	14.38	1	14.38
CHICK-FIL-A #01484	14.24	1	14.24

**Nueces County
Transaction Totals by Vendor YTD
For the 8 months ending 05/28/2020**

Merchant	Amount	Transaction Count	Average Transaction
WHATABURGER 285 Q26	14.16	1	14.16
AMAZON PRIME SS2JS6DM3	14.06	1	14.06
AMAZON PRIME X14RQ2Q23	14.06	1	14.06
WHATABURGER 406 Q26	14.05	1	14.05
CDR #2	14.00	2	7.00
COMPLETE DIESEL REPA	14.00	1	14.00
SINISTER	14.00	2	7.00
TAXI SVC 361-299-9999	14.00	3	4.67
O'REILLY AUTO PARTS 448	13.98	1	13.98
CROSS BORDER TRANS FEE	13.24	14	0.95
AMAZON PRIME M78OW7V32	12.99	1	12.99
AMZN MKTP US DO2ZR1G13	12.99	1	12.99
POPEYES 3494 / 262	12.98	1	12.98
DQ-05 #14618	12.97	1	12.97
AMZN MKTP US 0S5M80LJ3	12.96	1	12.96
AMZN MKTP US AC26R3RO3	12.96	1	12.96
AMZN MKTP US AK4Q270W3	12.96	1	12.96
TBS-LAKEFOREST	12.50	1	12.50
GOOGLE DOMAINS	12.00	1	12.00
THE ISLAND CAR WASH	12.00	1	12.00
AMZN MKTP US 1F0827E53	11.99	1	11.99
AMZN MKTP US 6N4348BF3 AM	11.98	1	11.98
DOLLAR GENERAL #19291	11.91	1	11.91
HOBBY-LOBBY #0066	10.81	1	10.81
AMZN MKTP US LL22K4EL3	10.76	1	10.76
AMZN MKTP US MC4QA5U70 AM	10.72	1	10.72
WENDY'S 357	10.54	1	10.54
SQ GRAND CAB COMPA	10.36	1	10.36
7-11 STORE 9502	10.00	1	10.00
FSSW - CEUS	10.00	1	10.00
SE40877	10.00	1	10.00
TEA GED TRANSCRIPT	10.00	2	5.00
DAIRY QUEEN-THREE RIVERS	9.93	1	9.93
AMZN MKTP US T05RJ3L33	9.90	1	9.90
AMZN MKTP US MO6311HV1	9.88	1	9.88
AMZN MKTP US MO5S30M60	9.81	1	9.81
ADVANCE AUTO PARTS #2014	9.79	3	3.26
TXDPS CRIME RECS	9.71	2	4.86
CVS/PHARMACY #02580	9.55	1	9.55
CC PLUMBING	9.49	2	4.75
AMC SUPPLY LLC	9.34	1	9.34
AMZN MKTP US M71MU21Q1 AM	8.99	1	8.99

Nueces County
Transaction Totals by Vendor YTD
For the 8 months ending 05/28/2020

Merchant	Amount	Transaction Count	Average Transaction
AMZN MKTP US OY1KD6R83	8.99	1	8.99
H-E-B GAS/CARWASH #057	8.79	1	8.79
RICE - PARKING	8.50	1	8.50
TACO BELL 019294	8.21	1	8.21
FEDEX 492242385	8.10	1	8.10
HOTELBOOKINGSERVFEE	7.99	1	7.99
PRICELN UNITED AIRLINE	7.93	1	7.93
PORT ARANSAS HARDWARE	7.58	1	7.58
WHATABURGER 286 Q26	7.51	1	7.51
FEDEX 940446872009	7.50	1	7.50
WHATABURGER 1131	7.40	1	7.40
DAIRY QUEEN	7.35	1	7.35
DQ-42 #14305	7.35	1	7.35
CHICK-FIL-A #03895	7.13	1	7.13
360TRAINING.COM	7.00	1	7.00
BILL SERVICING	7.00	2	3.50
EXXONMOBIL 45362159	7.00	1	7.00
SAMES KINGSVILLE NISSAN	7.00	1	7.00
SERGIOS AUTO	7.00	1	7.00
WHATABURGER 658 Q26	6.81	1	6.81
AMZN DIGITAL M73IT4181	6.33	1	6.33
AMZN MKTP US 014HM0TA3	5.89	1	5.89
RMA TOLL	5.81	1	5.81
AMZN MKTP US QK0TA19B3	5.74	1	5.74
500SHORELINELLC	5.00	1	5.00
EXXONMOBIL 46913661	5.00	1	5.00
TAMU PARKING GARAGE 4	5.00	1	5.00
TXEFILE 039214967-1	5.00	1	5.00
TXEFILE 039214967-2	5.00	1	5.00
PARTY CITY 641	4.32	1	4.32
SUNOCO 0691982300	2.37	1	2.37
LAZ PARKING 610264-LUKE	2.00	1	2.00
TXEFILE 039214967-0	0.29	1	0.29
AGENT FEE 8900796035366	0.00	2	0.00
AGENT FEE 8900796035367	0.00	2	0.00
AGEX CONFERENCE SERVIC	0.00	4	0.00
AMERICAN AIR0012385079320	0.00	2	0.00
AMERICAN AIR0017418450026	0.00	2	0.00
AMERICAN AIR0017451133943	0.00	2	0.00
BESTBUYCOM805679643640	0.00	2	0.00
CAESARS PLACE ADV RSVN	0.00	2	0.00
FLORIST BILLING SYSTEMS	0.00	2	0.00

Nueces County
Transaction Totals by Vendor YTD
For the 8 months ending 05/28/2020

Merchant	Amount	Transaction Count	Average Transaction
HOLIDAY INN GALVESTON	0.00	2	0.00
PAYPAL FORSALEITIS	0.00	2	0.00
PRICELN RESIDENCE INN	0.00	2	0.00
SHERATON	0.00	2	0.00
SOUTHWES 5268785978089	0.00	2	0.00
UNITED 0161559096121	0.00	2	0.00
UNITED 0167418450104	0.00	2	0.00
WHATABURGER 787 Q26	0.00	2	0.00
AMZN DIGITAL	-6.33	1	-6.33
DISPUTE-HOTELBOOKINGSERV	-7.99	1	-7.99
DISPUTE-GOOGLE DOMAINS	-12.00	1	-12.00
AMZN MKTP US AMZN.COM/BIL	-14.83	2	-7.42
WAL-MART #0470 SE2	-19.87	1	-19.87
DISPUTE-HIREMYMOM.COM	-39.00	1	-39.00
HLU HULU 1491864205930-U	-47.58	1	-47.58
SOUTHWES 5260192864772	-48.98	1	-48.98
SOUTHWES 5260193987176	-48.98	1	-48.98
DISPUTE-TARGET 00015420	-55.00	1	-55.00
AMAZON.COM AMZN.COM/BILL	-62.15	1	-62.15
DISPUTE-FEDEX 323072241	-69.53	1	-69.53
DISPUTE-CCI HOTEL RESERVA	-115.83	1	-115.83
SOUTHWES 5260192177963	-159.28	1	-159.28
SOUTHWES 5260192177976	-159.28	1	-159.28
SOUTHWES 5260192177979	-159.28	1	-159.28
SOUTHWES 5260192865464	-159.28	1	-159.28
AMAZON PRIME	-160.11	4	-40.03
SOUTHWES 5260192865694	-172.28	1	-172.28
SOUTHWES 5260192865705	-172.28	1	-172.28
OMNI SAN DIEGO FRONT D	-180.35	1	-180.35
SOUTHWES 5260192181425	-192.16	1	-192.16
SOUTHWES 5260192181438	-192.16	1	-192.16
SOUTHWES 5260192181458	-192.16	1	-192.16
SOUTHWES 5260192181471	-192.16	1	-192.16
SOUTHWES 5260192182232	-192.16	1	-192.16
DISPUTE-TXU BILL PAYMENT	-193.88	1	-193.88
DISPUTE-INDEED	-213.20	2	-106.60
SOUTHWES 5260192865036	-238.98	1	-238.98
SOUTHWES 5260193987510	-253.98	1	-253.98
AMERICAN AIR0017361977185	-406.00	1	-406.00
CDW GOVT #XPC9464	-743.07	1	-743.07
AMZN MKTP US	-854.17	8	-106.77
ACT ACTIVE EVENTS REG	-975.00	2	-487.50

Nueces County
Transaction Totals by Vendor YTD
For the 8 months ending 05/28/2020

Merchant	Amount	Transaction Count	Average Transaction
HALFF ASSOCIATES INC.	-1,200.00	2	-600.00
Total	3,107,602.99	9,839	315.85