

# **Nueces County, Texas**

## **Monthly Financial Report** (Unaudited and Unadjusted)

Fiscal Year 2019/2020  
For the nine months ended June 30, 2020



**Prepared by:**

**The Nueces County Auditor's Office**

**Dale Atchley, CPA**  
**County Auditor**



**Nueces County, Texas**  
**Unaudited Monthly Financial Report**  
**As of June 30, 2020**

---

**Table of Contents**

County Auditor Letter of Transmittal..... 1

**Financial Statements**

Balance Sheet - Governmental Funds ..... 4  
Statement of Revenue, Expenditures and Changes in Fund Balances - Governmental Funds..... 6  
Statement of Net Position - Internal Service Fund ..... 10  
Statement of Revenue, Expenditures and Changes in Fund Balance - Internal Service Fund ..... 11  
Comparison of Current Year to Prior year Revenues & Expenditures - Group Health..... 13  
Comparison of Monthly & year to prior year Revenues & Expenditures - Group Health ..... 14

**Budget Revenue Section**

Statement of Revenue Budget to Actual with Year to Year Comparison - General Fund ..... 16  
Statement of Revenue Budget to Actual with Year to Year Comparison – Road & Bridge ..... 17  
Statement of Revenues Budget to Actual - Inland and Coastal Parks ..... 18  
Comparison of Current year to prior year total Revenues - Inland and Coastal Parks..... 19  
Statement of Revenues Budget to Actual - Airport..... 20

**Budget Expenditure Section**

Statement of Expenditures Budget to Actual - General Fund ..... 22  
Comparison of Current year to prior year total Expenditures - General Fund ..... 63  
Statement of Expenditures Budget to Actual - Road & Bridge Fund..... 65  
Comparison of Current year to prior year total Expenditures - Road & Bridge Fund ..... 66  
Statement of Expenditures Budget to Actual - Inland and Coastal Parks ..... 67  
Comparison of Current year to prior year total Expenditures - Inland and Coastal Parks..... 69  
Statement of Expenditures Budget to Actual with Year to Year Comparison - Airport fund ..... 70  
Statement of Expenditures Budget to Actual - Commissioners Special Revenue Funds ..... 72  
Statement of Expenditures Budget to Actual - Commissioners Diabetes Funds ..... 73  
Statement of Expenditures Budget to Actual - Commissioners RTA Funds..... 74

**Schedules**

Schedule of Transfers In and Out by Fund..... 76  
Schedule of Capital Projects ..... 77  
Summary of Monthly Revenue Report..... 84

**Procurement**

Procurement Card Totals by Budget Category ..... 84  
Procurement Card Totals by Amount ..... 85  
Procurement Card Totals by Department ..... 88





AIDEE HERNANDEZ, MBA  
FIRST ASSISTANT

ELVA FUENTES, CFE  
INTERNAL AUDIT SUPERVISOR

DALE ATCHLEY, CPA  
COUNTY AUDITOR

LISA DAVIS  
BUDGET ACCOUNTANT

ANNA VELAZQUEZ, CPP  
GRANTS / PAYROLL SUPERVISOR

901 LEOPARD STREET, RM. 304  
CORPUS CHRISTI, TX 78401

LOURDES RIVERA  
EXECUTIVE ACCOUNTANT

PHONE: (361) 88-0556 • FAX: (361) 888-0584

July 25, 2020

Honorable District Judges of Nueces County and  
Honorable Members of the Nueces County Commissioners Court:

The unaudited and unadjusted Monthly Financial Report of Nueces County, Texas as of and for the nine months ended June 30, 2020 is submitted herewith in accordance with Section 114.023 of the Texas Local Government Code and was prepared by the County Auditor's Office staff. The statements are reported on a budgetary basis which is not in accordance with generally accepted accounting principles. Due to the statutory duties of the County Auditor, I am not independent with regard to these financial reports as defined by the professional standards of the American Institute of Certified Public Accountants. However, these financial statements were prepared, and the financial accounting records were maintained with objectivity and due professional care.

The Monthly Financial Report is presented in four sections: Fund Financial Statements, Budget Revenue Status, Budget Expenditure Status, and Schedules:

The **Financial Statement section** contains the Governmental Funds Balance Sheet, the Governmental Funds Statement of Revenue, Expenditures and Changes in Fund Balance, the Internal Service Fund Statement of Net Position, the Internal Service Fund Statement of Revenue, Expenditures and Changes in Net Position, and the Group Health Comparison of Current Year to Prior Year Revenue and Expenditures and chart.

The **Budget Revenue Status section** is comprised of a General Fund Statement of Revenues Budget to Actual and Comparison of Current Year to Prior Year Revenues, a Road and Bridge Statement of Revenues Budget to Actual and Comparison of Current Year to Prior Year Revenues, an Inland and Coastal Parks Statement of Revenues Budget to Actual and Comparison of Current Year to Prior Year Revenues, and Airport Statement of Revenues Budget to Actual.

The **Budget Expenditure Status section** is comprised of a General Fund Top Spenders, General Fund Statement of Expenditures Budget to Actual, a General Fund Comparison of Current Year to Prior Year Expenditures and charts, a Road and Bridge Statement of Expenditures Budget to Actual, a Road and Bridge Comparison of Current Year to Prior Year Expenditures, an Inland and Coastal Parks Statement of Expenditures Budget to Actual, Inland and Coastal Parks Funds Comparison of Current Year to Prior Year Expenditures, an Airport Statement of Expenditures Budget to Actual and an Airport Comparison of Current Year to Prior Year Expenditures,

The **Schedules section** includes a Schedule of Transfers In and Out by Fund, a Schedule of Capital Projects, and a Summary of Revenue Reports.

The **General Fund Statement of Expenditures Budget to Actual** section now has visual performance indicators. The performance indicators are based on a comparison with the Expected Expenditures. The Expected Expenditure amount is calculated based on the average of the total budget over 12 fiscal periods (October through September). The color of the remaining budget available is used as a performance indicator. These numbers will be black if spending is below 90% of the expected amount, yellow if spending is equal to or greater than 90% of the expected amount and red if spending is equal to or greater than 100% of the expected amount.

Fiscal Period	1	2	3	4	5	6
Calendar Month	October	November	December	January	February	March
Expected Balance Remaining at 90% of expected expenditures	92.5%	85.0%	77.5%	70.0%	62.5%	55.0%
Expected Balance Remaining at 100% of expected Expenditures	91.7%	83.3%	75.0%	66.7%	58.3%	50.0%

Fiscal Period	7	8	9	10	11	12
Calendar Month	April	May	June	July	August	September
Expected Balance Remaining at 90% of expected expenditures	47.5%	40.0%	32.5%	25.0%	17.5%	10.0%
Expected Balance Remaining at 100% of expected Expenditures	41.7%	33.3%	25.0%	16.7%	8.3%	0.0%

This report is designed to provide a general overview of Nueces County’s finances for all those with an interest in the County’s finances at a specific point during the fiscal year. However, the reader should note that the report does not include those disclosures associated with, and usually made a part of, audited financial statements. Should you have any questions concerning this report, please do not hesitate to contact the County Auditor’s Office at (361) 888 - 0556.

Respectfully submitted,



Dale Atchley, CPA  
Nueces County Auditor

# **FINANCIAL STATEMENTS**

(Unaudited)

**Nueces County, Texas**  
**Balance Sheet**  
**Governmental Funds**  
**June 30, 2020**

	General Fund	Debt Service Fund	Capital Projects Fund
<b>Assets</b>			
Cash & Cash Equivalents	\$ 66,903,872	\$ 5,289,641	\$ 46,566,145
Investments	7,333,191	1,767,001	14,817,190
Accounts Receivable	755,162	-	-
Due From Component Unit	3,129	-	-
Due From Other Funds	1,357,634	-	118,364
Prepays	107,599	-	-
Inventory	51,128	-	-
Total Assets	\$ 76,511,715	\$ 7,056,642	\$ 61,501,699
<b>Liabilities and Fund Balances</b>			
<b>Liabilities</b>			
Accounts Payable	\$ 25,662,218	\$ -	\$ 8,081
Accrued Payroll Payable	-	-	-
Due to Other Funds	1,321,409	-	2,774
Unearned Revenue	41,799	-	-
Other Liabilities	-	-	-
Total Liabilities	\$ 27,025,427	\$ -	\$ 10,855
<b>Fund Balances</b>			
Restricted	\$ -	\$ -	\$ 61,490,844
Committed	-	7,056,642	-
Unassigned	49,486,289	-	-
Total fund balances	\$ 49,486,289	\$ 7,056,642	\$ 61,490,844
Total liabilities and fund balances	\$ 76,511,716	\$ 7,056,642	\$ 61,501,699



**Nueces County, Texas  
Balance Sheet  
Governmental Funds  
June 30, 2020**

<u>Airport Fund</u>	<u>Coastal Parks Fund</u>	<u>Non Major Funds</u>	<u>Total Governmental Funds</u>
\$ 196,299	\$ 779,118	\$ 13,459,671	\$ 133,194,746
-	345,071	9,426,049	33,688,502
17,298	(4,029)	(45,535)	722,896
-	-	-	3,129
-	175,380	199	1,651,577
232	-	762	108,593
4,331	21,266	(0)	76,725
<u>\$ 218,159</u>	<u>\$ 1,316,805</u>	<u>\$ 22,841,146</u>	<u>\$ 169,446,166</u>
\$ 2,303	\$ 88,018	\$ (2,606,088)	\$ 23,154,532
-	-	895	895
1,616	28,810	107,086	1,461,695
17,298	-	4,550,118	4,609,215
-	-	521,140	521,140
<u>\$ 21,217</u>	<u>\$ 116,827</u>	<u>\$ 2,573,152</u>	<u>\$ 29,747,477</u>
\$ -	\$ -	\$ -	\$ 61,490,844
-	-	-	7,056,642
<u>196,943</u>	<u>1,199,978</u>	<u>20,267,995</u>	<u>71,151,204</u>
<u>\$ 196,943</u>	<u>\$ 1,199,978</u>	<u>\$ 20,267,995</u>	<u>\$ 139,698,690</u>
<u>\$ 218,159</u>	<u>\$ 1,316,805</u>	<u>\$ 22,841,147</u>	<u>\$ 169,446,167</u>

**Nueces County, Texas**  
**Statement of Revenues, Expenditures and Changes in Fund Balances**  
**Governmental Funds**  
**June 30, 2020**

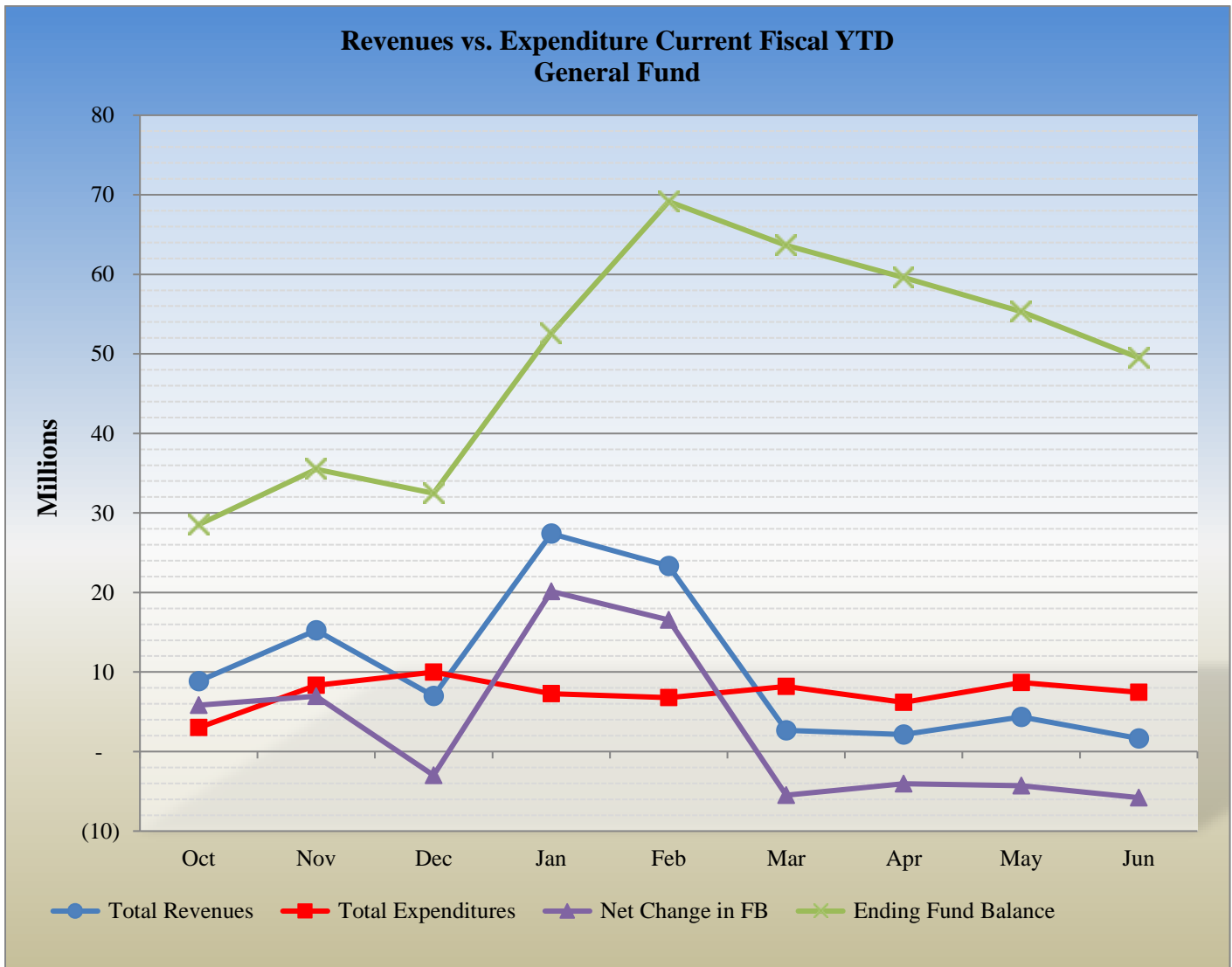
	<u>General Fund</u>	<u>Debt Service Fund</u>	<u>Capital Projects Fund</u>
<b>Revenues</b>			
Taxes	\$ 79,688,734	\$ 12,606,165	\$ -
Fees of Office	2,798,337	-	-
Fines & Forfeitures	930,638	-	-
Licenses & Permits	106,750	-	-
Motor Vehicle Services	3,872,562	-	-
Intergovernmental Revenues	3,032,040	-	250,000
Housing Inmates & Juveniles	408,363	-	-
Charges for Services	408,345	-	-
Interest & Investment Income	518,027	80,686	693,288
Rentals & commissions	709,865	-	111,249
Refunds & Reimbursements	81,875	-	-
Commodity Sales	-	-	-
Sale of Printed Materials	1,726	-	-
Other Income	50,032	-	-
Force Revenue (In-Kind)	-	-	-
Total Revenues	<u>\$ 92,607,294</u>	<u>\$ 12,686,851</u>	<u>\$ 1,054,536</u>
<b>Expenditures</b>			
Salaries	\$ 33,394,935	\$ -	\$ -
Salaries - Seasonal	-	-	-
Employee Benefits	13,877,519	-	-
Other Personnel Expenses	293,617	-	-
Office Expense & Supplies	803,225	-	106,710
Food & Kitchen Supplies	1,337,740	-	131
Telephone & Utilities	1,821,694	-	77,309
Maint & Repair - Equipment & Vehicles	561,040	-	35,314
Maint & Repair - Buildings & Grounds	1,485,423	-	3,133,064
Maint & Repair - Roads & Bridges	-	-	38,096
Professional Services	1,783,563	-	4,259,476
Special Personnel Services	2,171,622	-	-
Other Services & Charges	3,049,105	-	47,340
Other Expenses	288,758	11,238,585	127,566
Travel Expenses	115,075	-	5,743
Capital Outlay	280,233	-	1,870,181
Other Financing Uses	-	49,533,644	182,166
Agency Ledger Expenses	-	-	-
Total Expenditures	<u>\$ 61,263,549</u>	<u>\$ 60,772,230</u>	<u>\$ 9,883,098</u>
<b>Other Financing Sources (Uses)</b>			
Transfers - In	\$ -	\$ 630,000	\$ -
Transfers - Out	(4,552,065)	-	-
Bond Proceeds	-	43,760,000	40,310,000
Premium and Sale of Bonds	-	6,032,714	-
Sales of Assets	-	-	-
Total Other Financing Sources (Uses)	(4,552,065)	50,422,714	40,310,000
Net Change in Fund Balances	<u>26,791,680</u>	<u>2,337,336</u>	<u>31,481,439</u>
Fund Balance Beginning 10/01/2019	22,694,609	4,719,305	30,009,406
Fund Balance Ending 6/30/2020	<u>\$ 49,486,289</u>	<u>\$ 7,056,642</u>	<u>\$ 61,490,844</u>

**Nueces County, Texas**  
**Statement of Revenues, Expenditures and Changes in Fund Balances**  
**Governmental Funds**  
**June 30, 2020**

Airport Fund	Coastal Parks Fund	Non Major Funds	Total Governmental Funds
\$ -	\$ -	\$ 1,162,986	\$ 93,457,885
-	-	641,874	3,440,211
-	-	115,076	1,045,714
-	-	17,070	123,820
-	-	2,209,373	6,081,935
-	100,692	5,105,062	8,487,795
-	-	28,988,754	29,397,117
-	-	300,082	708,427
1,950	11,911	286,393	1,592,254
82,407	807,115	24,335	1,734,970
-	2,971	500,374	585,219
7,232	18,429	-	25,661
-	-	-	1,726
252	4	592,459	642,746
-	-	13,880	13,880
\$ 91,840	\$ 941,121	\$ 39,957,718	\$ 147,339,361
\$ 31,464	\$ 601,514	\$ 4,965,834	\$ 38,993,747
-	-	-	-
14,594	281,258	2,145,935	16,319,306
1,052	-	187,151	481,820
1,020	19,899	362,740	1,293,594
-	-	116,798	1,454,670
12,006	188,504	238,642	2,338,156
4	63,418	596,844	1,256,619
21,132	155,192	658,784	5,453,596
-	-	1,883,931	1,922,027
1,627	3,901	2,351,369	8,399,937
-	-	-	2,171,622
4,985	193,532	30,375,872	33,670,835
837	19,264	549,051	12,224,060
-	-	57,980	178,799
11,018	30,780	911,639	3,103,851
-	-	-	49,715,811
-	-	-	-
\$ 99,740	\$ 1,557,262	\$ 45,402,571	\$ 178,978,448
\$ 57,060	\$ 525,000	\$ 4,038,363	\$ 5,250,423
(30,150)	-	(668,208)	(5,250,423)
-	-	-	84,070,000
-	-	-	6,032,714
-	-	-	-
26,910	525,000	3,370,155	90,102,714
19,011	(91,141)	(2,074,697)	58,463,627
177,932	1,291,119	22,342,692	81,235,063
\$ 196,943	\$ 1,199,978	\$ 20,267,995	\$ 139,698,690

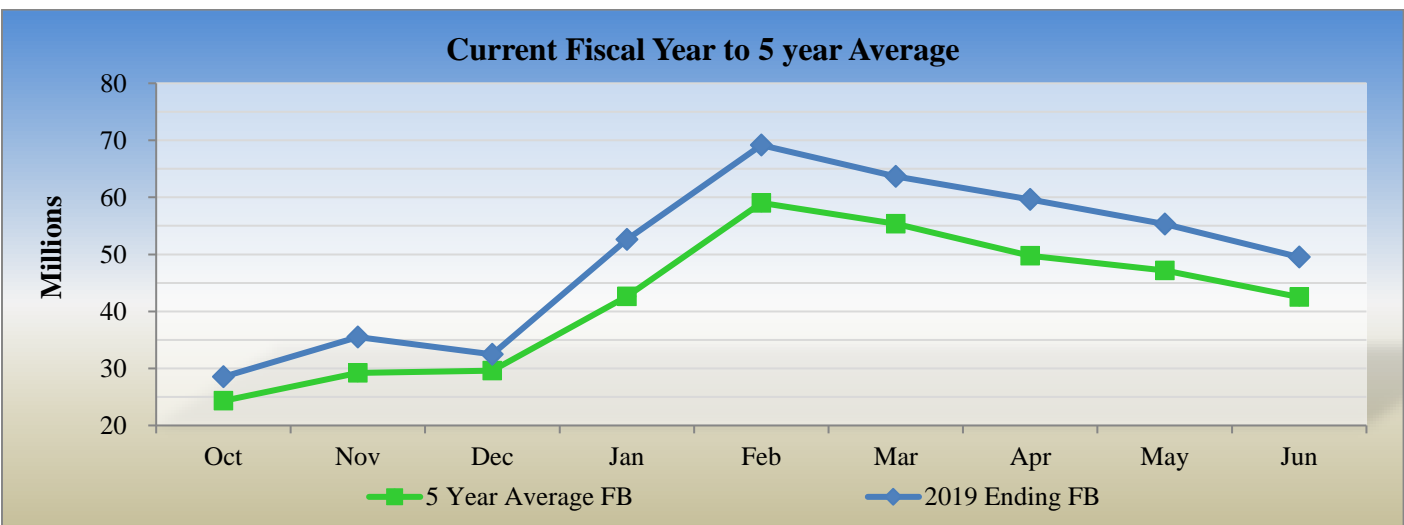
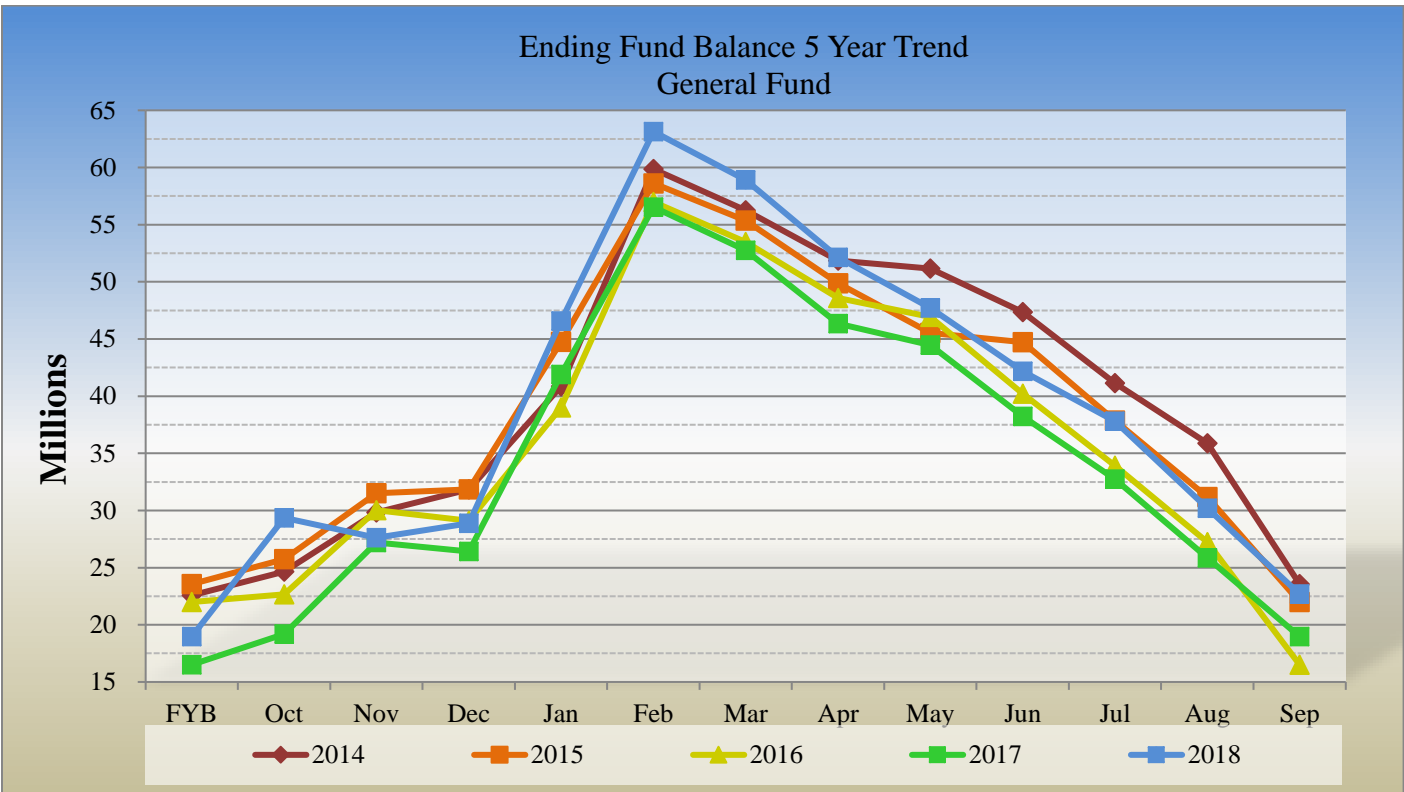
**Nueces County, Texas**  
**Change in Fund Balance-Current YTD**  
**General Fund**  
**June 30, 2020**

Period	Oct	Nov	Dec	Jan	Feb	Mar	Apr	May	Jun	Jul	Aug	Sep
Starting FB	22,694,609	28,525,128	35,479,810	32,477,495	52,613,766	69,153,972	63,651,960	59,604,065	55,297,642	-	-	-
Revenues	8,836,455	15,265,379	6,982,641	27,395,769	23,323,155	2,671,217	2,124,628	4,361,479	1,646,573	-	-	-
Transfers In	-	-	-	-	-	-	-	-	-	-	-	-
Expenditures	3,005,936	8,310,698	7,402,127	7,257,476	6,782,781	7,189,940	6,172,523	8,663,393	6,460,683	-	-	-
Tranfers Out	-	-	2,582,828	2,022	167	983,289	-	4,510	979,250	-	-	-
Ending FB	28,525,128	35,479,810	32,477,495	52,613,766	69,153,972	63,651,960	59,604,065	55,297,642	49,504,281	-	-	-



**Nueces County, Texas**  
**Change in Fund Balance-Current and Previous 5 Years**  
**General Fund**  
**June 30, 2020**

	FYB	Oct	Nov	Dec	Jan	Feb	Mar	Apr	May	Jun	Jul	Aug	Sep
2014	22,576,705	24,643,392	29,831,412	31,832,121	40,845,090	59,858,381	56,248,738	51,867,620	51,167,773	47,340,749	41,132,256	35,861,187	23,568,037
2015	23,568,037	25,743,350	31,499,712	31,840,057	44,741,446	58,614,455	55,365,701	49,873,338	45,519,118	44,720,218	37,856,992	31,164,598	22,001,648
2016	22,001,636	22,659,474	30,025,766	29,093,823	39,014,164	56,984,520	53,475,653	48,593,952	46,920,232	40,205,963	33,918,387	27,231,897	16,510,888
2017	16,510,888	19,198,906	27,189,044	26,403,938	41,904,197	56,534,931	52,744,626	46,345,169	44,468,949	38,223,488	32,750,384	25,847,458	18,974,819
2018	18,974,819	29,342,596	27,604,311	28,869,540	46,560,221	63,136,831	58,919,726	52,140,119	47,707,470	42,159,496	37,809,142	30,205,703	22,694,609
2019	22,694,609	28,525,128	35,479,810	32,477,495	52,613,766	69,153,972	63,651,960	59,604,065	55,297,642	49,504,281	-	-	-
5-Yr Avg	21,054,449	25,018,808	30,271,676	30,086,162	44,279,814	60,713,848	56,734,401	51,404,044	48,513,531	43,692,366	36,693,432	30,062,169	20,750,000



**Nueces County, Texas  
Statement of Net Position  
Internal Service Fund  
June 30, 2020**

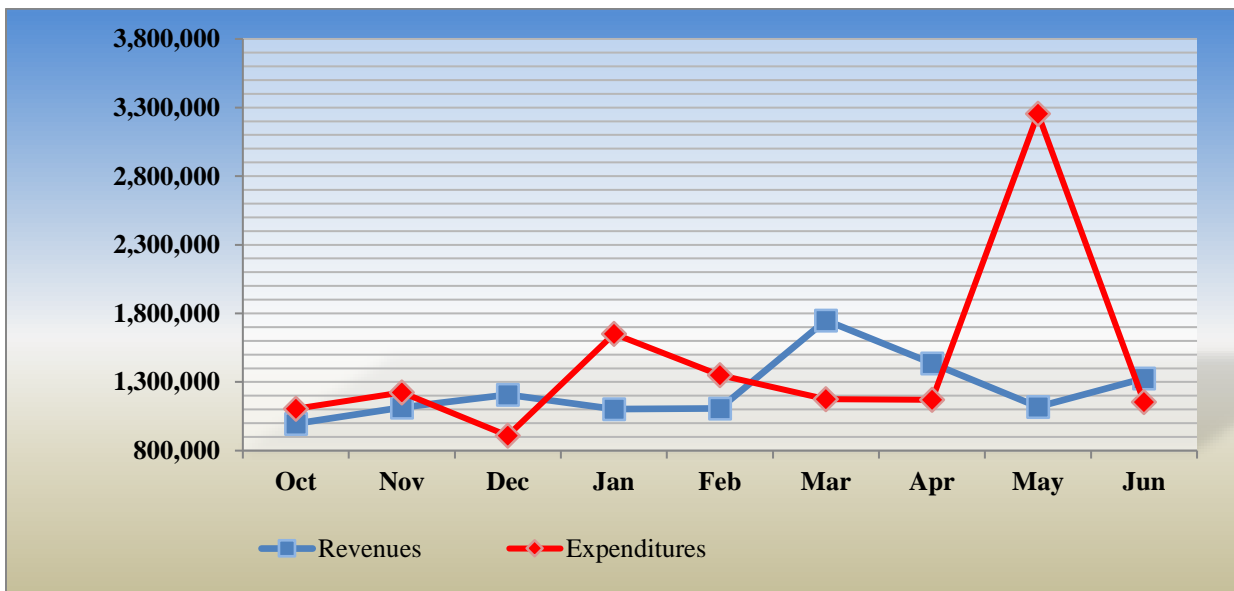
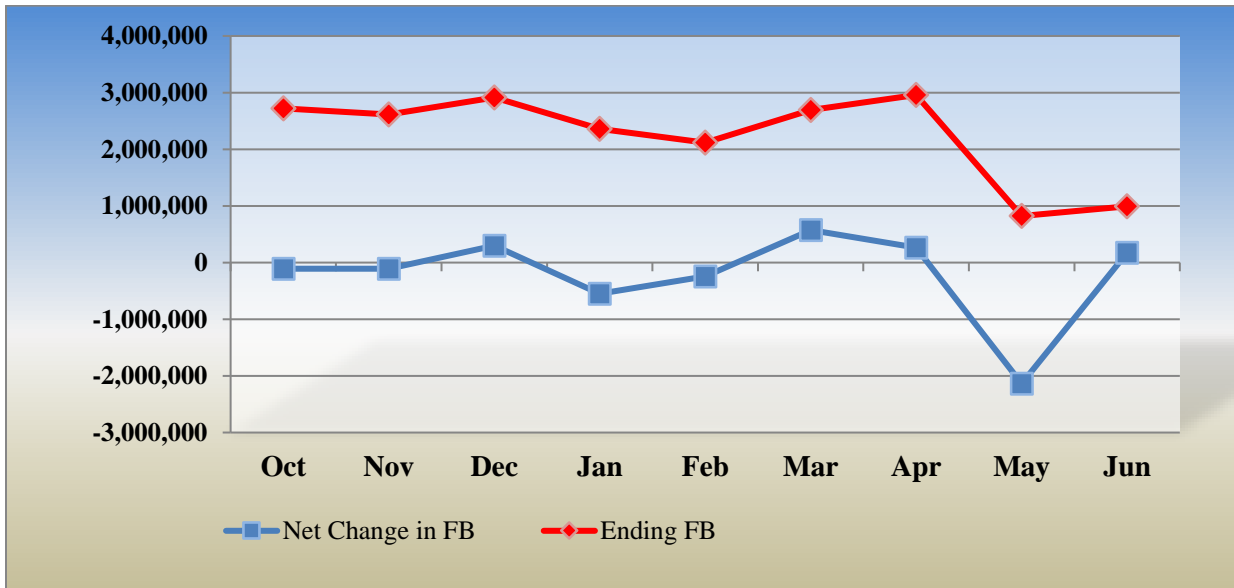
	<u>Workers Compensatio</u>	<u>General Liability</u>	<u>Group Health</u>	<u>Total Internal Service Fund</u>
<b>Assets</b>				
Cash & Cash Equivalents	\$ 254,460	\$ 133,222	\$ 2,246,693	\$ 2,634,375
Investments	-	490,798	-	490,798
Accounts Receivable	-	-	20,540	20,540
Due From Other Funds	515,048	11,467	-	526,515
	<u>769,508</u>	<u>635,487</u>	<u>2,267,233</u>	<u>3,672,227</u>
Total Assets	\$	\$	\$	\$
<b>Liabilities and Net Position</b>				
<b>Liabilities</b>				
Accounts Payable	\$ -	\$ 638	\$ 960,506	\$ 961,144
Due to Other Funds	-	-	700,000	700,000
Estimated Claims	-	1,015,999	-	1,015,999
	<u>-</u>	<u>1,016,637</u>	<u>1,660,506</u>	<u>2,677,144</u>
Total Liabilities	\$	\$	\$	\$
<b>Net Position</b>				
Unassigned	<u>769,508</u>	<u>(381,151)</u>	<u>606,726</u>	<u>995,084</u>
Total Net Position	<u>769,508</u>	<u>(381,151)</u>	<u>606,726</u>	<u>995,084</u>
Total liabilities and fund balances	<u>\$ 769,508</u>	<u>\$ 635,487</u>	<u>\$ 2,267,233</u>	<u>\$ 3,672,227</u>

**Nueces County, Texas**  
**Statement of Revenue, Expenditures and Changes in Net Position**  
**Internal Service Fund**  
**June 30, 2020**

	<u>Workers Compensation</u>	<u>General Liability</u>	<u>Group Health</u>	<u>Total Internal Service Fund</u>
<b>Revenues</b>				
Charges for Services	\$ 515,048	\$ 839,691	\$ 9,093,656	\$ 10,448,395
Intergovernmental Revenue	-	-	-	-
Interest & Investment Income	7,119	16,073	27,510	50,702
Refunds & Reimbursements	-	-	8,109	8,109
Other Income	-	23,055	630,569	653,625
Total Revenues	<u>\$ 522,167</u>	<u>\$ 878,819</u>	<u>\$ 9,759,844</u>	<u>\$ 11,160,830</u>
<b>Expenditures</b>				
Office Expense & Supplies	\$ -	\$ 264	\$ 48	\$ 312
Food & Kitchen Supplies	-	-	7,100	7,100
Professional Services	-	63,750	9,728,546	9,792,296
Other Services & Charges	191,606	1,850,144	447,737	2,489,487
Capital Outlay	-	-	-	-
Insurance Admin Costs	-	-	706,247	706,247
Total Expenditures	<u>\$ 191,606</u>	<u>\$ 1,914,158</u>	<u>\$ 10,889,678</u>	<u>\$ 12,995,441</u>
<b>Other Financing Sources (Uses)</b>				
Transfers-In	\$ -	\$ -	\$ -	\$ -
Transfers-Out	<u>-</u>	<u>-</u>	<u>-</u>	<u>-</u>
Total Other Financing Sources (Uses)	<u>\$ -</u>	<u>\$ -</u>	<u>\$ -</u>	<u>\$ -</u>
Change in Net Position	\$ 330,561	\$ (1,035,339)	\$ (1,129,833)	\$ (1,834,611)
Net Position Beginning 10/01/2019	<u>438,947</u>	<u>654,188</u>	<u>1,736,560</u>	<u>2,829,695</u>
Net Position Ending 6/30/2020	<u><u>\$ 769,508</u></u>	<u><u>\$ (381,151)</u></u>	<u><u>\$ 606,726</u></u>	<u><u>\$ 995,084</u></u>

**Nueces County, Texas**  
**Change in Fund Balance – Current YTD**  
**Internal Service Fund**  
**June 30, 2020**

Period	Oct	Nov	Dec	Jan	Feb	Mar	Apr	May	Jun
Starting FB	2,829,695	2,721,698	2,612,868	2,912,145	2,361,847	2,118,798	2,692,189	2,958,280	822,304
Revenues	996,542	1,115,263	909,212	1,651,822	1,350,502	1,175,973	1,170,189	3,254,747	1,154,364
Transfers In	-	-	-	-	-	-	-	-	-
Expenditures	1,104,539	1,224,093	909,212	1,651,822	1,350,502	1,175,973	1,170,189	3,254,747	1,154,364
Transfers Out	-	-	-	-	-	-	-	-	-
Ending FB	2,721,698	2,612,868	2,912,145	2,361,847	2,118,798	2,692,189	2,958,280	822,304	995,084





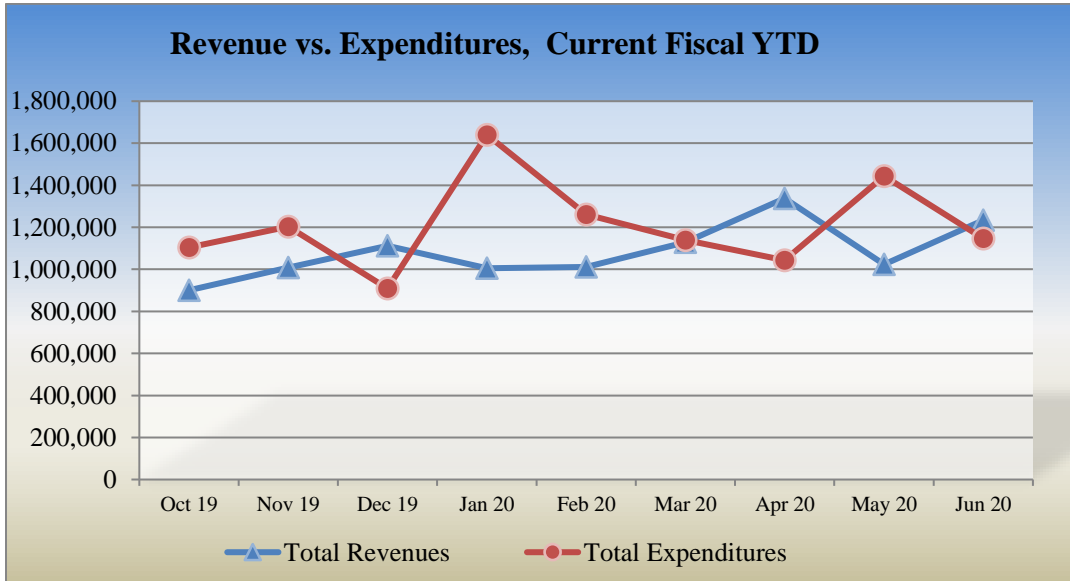
**Nueces County, Texas**  
**Comparison of Current Year to Prior Year Revenues**  
**June 2019 vs. June 2020**  
**Group Health**

	2019 - 2020 Current Year-to-Date <u>Actual</u>	2018 - 2019 Prior Year-to-Date <u>Actual</u>	Increase (Decrease)	Current to Prior Year Percent Change
Charges for Services	\$ 9,093,656	\$ 8,701,917	\$ 391,739	5%
Interest & Investment Income	27,510	57,165	(29,655)	-52%
Other Income	630,569	222,037	408,532	184%
Refunds & Reimbursements	8,109	9,068	(959)	-11%
Total Revenues	<u>\$ 9,759,844</u>	<u>\$ 8,990,187</u>	<u>\$ 769,657</u>	9%

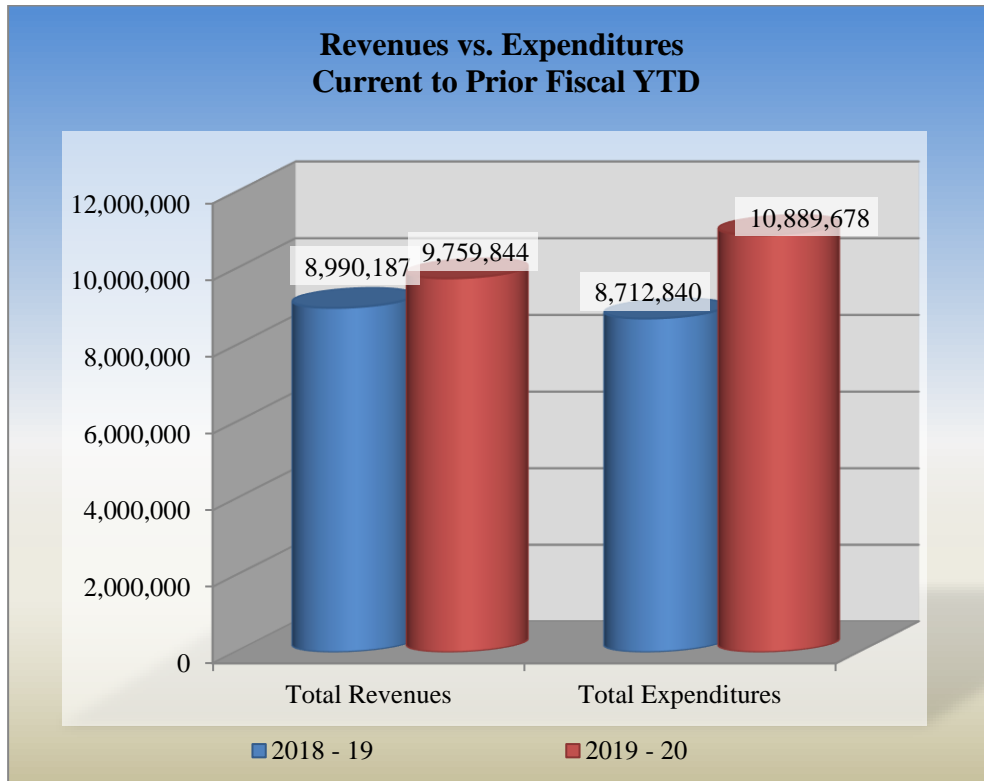
**Nueces County, Texas**  
**Comparison of Current Year to Prior Year Expenses**  
**June 2019 vs. June 2020**  
**Group Health**

	2019 - 2020 Current Year-to-Date <u>Actual</u>	2018 - 2019 Prior Year-to-Date <u>Actual</u>	Increase (Decrease)	Current to Prior Year Percent Change
Food & Kitchen Expense	\$ 7,100	\$ -	\$ 7,100	0%
Insurance Fund Costs	706,247	453,378	252,870	56%
Other Services and Charges	447,737	394,927	52,810	13%
Professional Services	9,728,546	7,864,536	1,864,010	24%
Office Expenses & Supplies	48	-	48	0%
Total Expenses	<u>\$ 10,889,678</u>	<u>\$ 8,712,840</u>	<u>\$ 2,176,838</u>	25%
Net Income / (Loss)	<u>\$ (1,129,833)</u>	<u>\$ 277,347</u>	<u>\$ (1,407,180)</u>	<u>-507%</u>

**Nueces County, Texas  
 Monthly and Year to Prior Year  
 Comparison Charts  
 Group Health Fund  
 2019 - 2020 Individual Month Comparison**



Fiscal Period	Oct 19	Nov 19	Dec 19	Jan 20	Feb 20	Mar 20	Apr 20	May 20	Jun 20
Revenues	900,387	1,008,345	1,111,553	1,004,661	1,010,963	1,128,611	1,337,754	1,024,050	1,233,519
Expenditures	1,104,539	1,202,479	909,212	1,640,294	1,261,011	1,138,496	1,042,742	1,443,497	1,147,407



**BUDGET STATUS**  
**REVENUE**  
(Unaudited)

**Nueces County, Texas**  
**Statement of Revenues Budget to Actual**  
**General Fund**  
**June 30, 2020**

	Original FY 2019/20 Budget	Adjusted FY 2019/20 Budget	Year to Date Activity	Remaining Balance	Percent of Budget Collected
<b>Taxes</b>					
Current Property Taxes	\$ 79,100,843	\$ 79,100,843	\$ 78,052,228	\$ 1,048,615	98.7%
Delinquent Property Taxes	1,410,000	1,410,000	775,191	634,809	55.0%
Penalties & Interest	715,000	715,000	575,368	139,632	80.5%
Other Taxes	443,000	443,000	285,947	157,053	64.5%
Fees of Office	3,974,100	3,974,100	2,798,337	1,175,763	70.4%
Fines and Forfeitures	1,340,000	1,340,000	930,638	409,362	69.5%
Licenses and Permits	120,000	120,000	106,750	13,250	89.0%
Motor Vehicle Services	4,100,000	4,100,000	3,872,562	227,438	94.5%
Intergovernmental Revenue	5,347,216	5,347,216	3,032,040	2,315,176	56.7%
Housing Inmates	300,000	300,000	408,363	(108,363)	136.1%
Charges for Services	500,000	500,000	408,345	91,655	81.7%
Investment Income	850,000	850,000	518,027	331,973	60.9%
Rental & Commissions	725,000	725,000	709,865	15,135	97.9%
Refunds & Reimbursements	155,000	155,000	81,875	73,125	52.8%
Sale of Printed Materials	12,000	12,000	1,726	10,274	14.4%
Other Income	119,500	119,500	50,032	69,468	41.9%
Transfers In	1,336,424	1,336,424	-	1,336,424	0.0%
<b>Total General Fund Revenues</b>	<b>\$ 100,548,083</b>	<b>\$ 100,548,083</b>	<b>\$ 92,607,294</b>	<b>\$ 7,940,789</b>	<b>92.1%</b>

**Comparison of Current Year to Prior Year Revenues**  
**General Fund**  
**June 2019 vs June 2020**

	2019-2020 Fiscal Year to Date Actual	2018-2019 Prior Year to Date Actual	Increase (Decrease)	Current to Prior Year Percentage Change
<b>Taxes</b>				
Current Property Taxes	\$ 78,052,228	\$ 73,142,019	\$ 4,910,209	6.7%
Delinquent Property Taxes	775,191	794,973	(19,781)	-2.5%
Penalties & Interest	575,368	548,758	26,610	4.8%
Other Taxes	285,947	41,431	244,517	590.2%
Fees of Office	2,798,337	2,967,397	(169,060)	-5.7%
Fines and Forfeitures	930,638	1,152,989	(222,351)	-19.3%
Licenses and Permits	106,750	92,057	14,693	16.0%
Motor Vehicle Services	3,872,562	4,086,066	(213,504)	-5.2%
Intergovernmental Revenue	3,032,040	3,292,494	(260,453)	-7.9%
Housing Inmates	408,363	174,231	234,132	134.4%
Charges for Services	408,345	371,920	36,425	9.8%
Investment Income	518,027	964,084	(446,057)	-46.3%
Rental & Commissions	709,865	762,670	(52,805)	-6.9%
Refunds & Reimbursements	81,875	172,927	(91,053)	-52.7%
Sale of Printed Materials	1,726	5,677	(3,950)	-69.6%
Other Income	50,032	86,167	(36,135)	-41.9%
<b>Total General Fund Revenues</b>	<b>\$ 92,607,294</b>	<b>\$ 88,695,860</b>	<b>\$ 3,911,434</b>	<b>4.4%</b>

**Nueces County, Texas**  
**Statement of Revenues Budget to Actual**  
**Road and Bridge Fund**  
**June 30, 2020**

<b>Road &amp; Bridge</b>	Original FY 2019 / 20 Budget	Adjusted FY 2019 / 20 Budget	Year to Date Activity	Remaining Balance	Percent of Budget Collected
<b>Taxes</b>					
Current Property Taxes	\$ 1,167,368	\$ 1,167,368	\$ 1,142,838	\$ 24,530	98%
Delinquent Property Taxes	23,000	23,000	11,403	11,597	49.6%
Penalties & Interest	11,000	11,000	8,745	2,255	79.5%
Other Taxes	600	600	-	600	0.0%
Licenses and Permits	7,000	7,000	-	7,000	0.0%
Motor Vehicle Services	3,260,000	3,260,000	2,209,373	1,050,628	67.8%
Intergovernmental Revenue	180,000	180,000	176,243	3,757	97.9%
Investment Income	18,500	18,500	23,962	(5,462)	129.5%
Refunds & Reimbursements	2,500	2,500	495,793	(493,293)	19831.7%
Transfers In	2,620,000	2,620,000	-	2,620,000	0.0%
<b>Subtotal Road &amp; Bridge Revenues</b>	<b>\$ 7,289,968</b>	<b>\$ 7,289,968</b>	<b>\$ 4,068,470</b>	<b>\$ 3,221,498</b>	<b>55.8%</b>
<b>Engineering</b>					
Transfers In	\$ 653,143	\$ 653,143	\$ -	\$ 653,143	0.0%
<b>Subtotal Engineering</b>	<b>\$ 653,143</b>	<b>\$ 653,143</b>	<b>\$ -</b>	<b>\$ 653,143</b>	<b>0.0%</b>
<b>Road Right of Way</b>					
Investment Income	\$ -	\$ -	\$ 515	\$ (515)	0.0%
<b>Subtotal Road Right of Way</b>	<b>\$ -</b>	<b>\$ -</b>	<b>\$ 515</b>	<b>\$ (515)</b>	<b>0.0%</b>
<b>Total Road &amp; Bridge Revenues</b>	<b>\$ 7,943,111</b>	<b>\$ 7,943,111</b>	<b>\$ 4,068,985</b>	<b>\$ 3,874,126</b>	<b>51.2%</b>

**Comparison of Current Year to Prior Year Revenues**  
**Road and Bridge Fund**  
**June 2019 vs June 2020**

<b>Road &amp; Bridge</b>	2019 - 20 Fiscal Year to Date Actual	2018 - 19 Prior Year to Date Actual	Increase (Decrease)	Current to Prior Year Percentage Change
<b>Taxes</b>				
Current Property Taxes	\$ 1,142,838	\$ 1,094,068	\$ 48,769	4.5%
Delinquent Property Taxes	11,403	30,709	(19,306)	-62.9%
Penalties & Interest	8,745	12,911	(4,166)	-32.3%
Other Taxes	-	9,912	(9,912)	-100.0%
Licenses and Permits	-	859	(859)	-100.0%
Motor Vehicle Services	2,209,373	2,394,859	(185,486)	-7.7%
Intergovernmental Revenue	176,243	171,611	4,631	2.7%
Investment Income	24,478	30,327	(5,849)	-19.3%
Refunds & Reimbursements	495,793	3,476	492,317	14163.1%
Other Income	113	-	113	0.0%
Transfers In	-	568,112	(568,112)	-100.0%
<b>Total Road &amp; Bridge Revenues</b>	<b>\$ 4,068,985</b>	<b>\$ 4,316,845</b>	<b>\$ (247,859)</b>	<b>-5.7%</b>

**Nueces County, Texas**  
**Statement of Revenues Budget to Actual**  
**Inland and Coastal Parks**  
**June 30, 2020**

	Original FY 2019 / 20 Budget	Adjusted FY 2019 / 20 Budget	Year to Date Activity	Remaining Balance	Percent of Budget Collected
<b><u>Inland Parks</u></b>					
Investment Income	\$ 2,000	\$ 2,000	\$ 2,794	\$ (794)	139.7%
Refunds & Reimbursements	-	-	1,163	(1,163)	0.0%
Operating Transfers-In	<u>1,625,000</u>	<u>1,625,000</u>	<u>1,200,000</u>	<u>425,000</u>	73.8%
<b>Total - Inland Parks</b>	<b>\$ <u>1,627,000</u></b>	<b>\$ <u>1,627,000</u></b>	<b>\$ <u>1,203,957</u></b>	<b>\$ <u>423,043</u></b>	<b>74.0%</b>
<b><u>Coastal Parks</u></b>					
Intergovernmental Revenues	\$ 110,000	\$ 110,000	\$ 100,692	\$ 9,308	91.5%
Investment Income	9,000	9,000	11,911	(2,911)	132.3%
Rentals & Commissions	730,000	730,000	112,302	617,698	15.4%
Padre Balli Park	-	-	275,900	(275,900)	0.0%
I.B. Magee Park	35,000	35,000	37,101	(2,101)	106.0%
Refunds & Reimbursements	500	500	2,971	(2,471)	594.1%
Padre Balli-Commodity Sales	6,250	6,250	733	5,517	11.7%
Other Income	500	500	(248)	748	-49.6%
Operating Transfers-In	<u>900,000</u>	<u>900,000</u>	<u>525,000</u>	<u>375,000</u>	58.3%
<b>Subtotal - Coastal Parks</b>	<b>\$ <u>2,066,250</u></b>	<b>\$ <u>2,066,250</u></b>	<b>\$ <u>1,066,414</u></b>	<b>\$ <u>999,836</u></b>	<b>51.6%</b>
<b><u>Beach Improvements</u></b>					
Rentals & Commissions	\$ 135,000	\$ 135,000	\$ -	\$ 135,000	0.0%
Padre Balli Park	-	-	74,470	(74,470)	0.0%
I.B. McGee Park	-	-	65,941	(65,941)	0.0%
<b>Subtotal - Beach Improvements</b>	<b>\$ <u>135,000</u></b>	<b>\$ <u>135,000</u></b>	<b>\$ <u>140,411</u></b>	<b>\$ <u>(5,411)</u></b>	<b>104.0%</b>
<b><u>Pier Fund</u></b>					
Rentals & Commissions	\$ 10,000	\$ 10,000	\$ 9,722	\$ 278	97.2%
Padre Balli Park	320,000	320,000	231,678	88,322	72.4%
Refunds & Reimbursements	7,500	7,500	-	7,500	0.0%
Padre Balli - Commodity Sales	32,000	32,000	17,644	14,356	55.1%
Other Income	-	-	252	(252)	0.0%
<b>Subtotal - Pier Fund</b>	<b>\$ <u>369,500</u></b>	<b>\$ <u>369,500</u></b>	<b>\$ <u>259,296</u></b>	<b>\$ <u>110,204</u></b>	<b>70.2%</b>
<b>Total Coastal Parks</b>	<b>\$ <u><u>2,570,750</u></u></b>	<b>\$ <u><u>2,570,750</u></u></b>	<b>\$ <u><u>1,466,121</u></u></b>	<b>\$ <u><u>1,104,629</u></u></b>	<b>57%</b>

**Nueces County, Texas**  
**Comparison of Current Year to Prior Year Revenues**  
**Inland and Coastal Parks**  
**June 2019 vs June 2020**

	2019 - 20 Fiscal Year to Date Actual	2018 - 19 Prior Year to Date Actual	Increase (Decrease)	Current to Prior Year Percentage Change
<b><u>Inland Parks</u></b>				
Investment Income	\$ 2,794	\$ 10,002	\$ (7,209)	-72%
Operating Transfers-In	1,200,000	1,642,216	(442,216)	-27%
Refunds & Reimbursements	<u>1,163</u>	<u>527</u>	<u>636</u>	121%
<b>Total - Inland Parks</b>	<b><u>\$ 1,203,957</u></b>	<b><u>\$ 1,652,746</u></b>	<b><u>\$ (448,788)</u></b>	-27%
<b><u>Coastal Parks</u></b>				
Investment Income	\$ 11,911	\$ 20,567	\$ (8,657)	-42%
Rentals & Commissions	112,302	110,174	2,128	2%
Padre Balli Park	275,900	297,138	(21,238)	-7%
I.B. Magee Park	37,101	29,950	7,151	24%
Refunds & Reimbursements	2,971	3,145	(174)	-6%
Padre Balli-Commodity Sales	733	743	(11)	-1%
Sale of Assets	-	-	-	0%
Operating Transfers-In	<u>525,000</u>	<u>1,422,000</u>	<u>(897,000)</u>	-63%
<b>Subtotal - Coastal Parks</b>	<b><u>\$ 1,066,414</u></b>	<b><u>\$ 2,210,105</u></b>	<b><u>\$ (1,143,691)</u></b>	-52%
<b><u>Beach Improvements</u></b>				
Rentals & Commissions	\$ -	\$ -	\$ -	0%
Padre Balli Park	74,470	82,309	(7,839)	-10%
I.B. McGee Park	<u>65,941</u>	<u>50,740</u>	<u>15,200</u>	30%
<b>Subtotal - Beach Improvements</b>	<b><u>\$ 140,411</u></b>	<b><u>\$ 133,049</u></b>	<b><u>\$ 7,361</u></b>	6%
<b><u>Pier Fund</u></b>				
Rentals & Commissions	\$ 9,722	\$ 8,469	\$ 1,253	15%
Padre Balli Park	231,678	221,957	9,721	4%
Padre Balli - Commodity Sales	17,644	14,976	2,668	18%
Other Income	<u>252</u>	<u>128</u>	<u>124</u>	97%
<b>Subtotal - Pier Fund</b>	<b><u>\$ 259,296</u></b>	<b><u>\$ 245,530</u></b>	<b><u>\$ 13,766</u></b>	6%
<b>Total Coastal Parks</b>	<b><u>\$ 1,466,121</u></b>	<b><u>\$ 2,588,685</u></b>	<b><u>\$ (1,122,564)</u></b>	-43%

**Nueces County, Texas**  
**Statement of Revenues Budget to Actual**  
**Airport Fund**  
**June 30, 2020**

	Original FY 2019 / 20 Budget	Adjusted FY 2019 / 20 Budget	Year to Date Activity	Remaining Balance	Percent of Budget Collected
4610 Investment Income	\$ 1,500	\$ 1,500	\$ 1,950	\$ (450)	130%
4711 Rent Hangar 1	1,860	1,860	1,800	60	97%
4712 Rent Hangar 2	1,860	1,860	1,800	60	97%
4713 Rent Hangar 3	1,860	1,860	1,620	240	87%
4714 Rent Hangar 4	1,860	1,860	1,620	240	87%
4715 Rent Hangar 5	1,860	1,860	2,160	(300)	116%
4716 Rent Hangar 6	1,860	1,860	1,800	60	97%
4717 Rent Hangar 7	1,860	1,860	1,620	240	87%
4718 Rent Hangar 8	1,860	1,860	1,719	141	92%
4719 Rent Hangar 9	1,860	1,860	1,800	60	97%
4720 Rent Hangar 10	1,860	1,860	1,800	60	97%
4700 Rent Hangar 11	2,700	2,700	1,500	1,200	56%
4701 Rent Hangar 12	2,700	2,700	2,500	200	93%
4704 Rent Hangar 13	2,700	2,700	3,000	(300)	111%
4723 Rent Hangar 14	2,700	2,700	2,500	200	93%
4724 Rent Hangar 15	2,700	2,700	2,250	450	83%
4731 Rent Hangar 16	2,700	2,700	2,250	450	83%
4732 Rent Hangar 17	2,700	2,700	2,250	450	83%
4733 Rent Hangar 18	2,700	2,700	2,500	200	93%
4734 Rent Hangar 19	2,700	2,700	2,000	700	74%
4735 Rent Hangar 20	2,700	2,700	3,000	(300)	111%
4726 Rent Hangar Space H2	-	-	8,145	(8,145)	0%
4726 Rent Hangar M1 (vacant)	1,140	1,140	-	1,140	0%
4727 Rent Hangar M2 (vacant)	1,140	1,140	-	1,140	0%
4728 Rent Hangar Space M3	11,340	11,340	9,050	2,290	80%
4729 Rent Hangar Space M4	1,140	1,140	1,080	60	95%
4730 Rent Hangar Space M5	1,140	1,140	1,200	(60)	105%
4736 Rent - Williams Hangar	13,500	13,500	8,250	5,250	61%
4709 Farm Land Rent	13,950	13,950	13,114	836	94%
4710 Private Hangars (3)	3,167	3,167	-	3,167	0%
Other Service charges	300	300	-	300	0%
Commodity Sales	7,410	7,410	7,232	178	98%
Transfers In	76,080	76,080	57,060	19,020	75%
Overage (Shortage)	-	-	252	(252)	0%
<b>Total Airport</b>	<u>\$ 177,407</u>	<u>\$ 177,407</u>	<u>\$ 148,900</u>	<u>\$ 28,507</u>	84%

**Commodity Sales Detail**

4815 Aviation Fuel Sales - Cash	\$ 95
4739 Aviation Fuel Sales - Credit Card	47,624
4816 Cost of Sales	(35,959)
4831 Credit Card Sales Charges	(4,528)
<b>Total Commodity Sales</b>	<u>\$ 7,232</u>



**BUDGET STATUS**  
**EXPENDITURES**  
(Unaudited)

**Nueces County, Texas**  
**Statement of Expenditures Budget to Actual**  
**General Fund**  
**June 30, 2020**

	Original FY 2019 / 20 Budget	Adjusted FY 2019 / 20 Budget	Year to Date Activity	Available Balance	Percent of Budget Available
<b>General Government</b>					
<b>0110 General Fund Administration</b>					
Office Expense & Supplies	\$ -	\$ -	\$ 157	\$ (157)	<b>0.0%</b>
Capital Outlay	-	-	-	-	<b>0.0%</b>
Total	\$ -	\$ -	\$ 157	\$ (157)	<b>0.0%</b>
<b>1010 County Commissioner Prec 1</b>					
Salaries	\$ 120,699	\$ 120,699	\$ 88,559	\$ 32,140	<b>26.6%</b>
Employee Benefits	35,695	35,695	26,100	9,595	<b>26.9%</b>
Other Personnel Expense	9,540	9,540	7,107	2,433	<b>25.5%</b>
Office Expense & Supplies	1,750	1,750	450	1,300	74.3%
Telephone & Utilities	650	650	755	(105)	<b>-16.2%</b>
Maintenance & Repair	150	150	-	150	100.0%
Professional Services	2,700	2,700	-	2,700	100.0%
Other Services & Charges	335	335	135	200	59.7%
Travel	1,121	1,121	-	1,121	100.0%
Total	\$ 172,640	\$ 172,640	\$ 123,106	\$ 49,534	<b>28.7%</b>
<b>1020 County Commissioner Prec 2</b>					
Salaries	\$ 130,215	\$ 130,215	\$ 96,625	\$ 33,590	<b>25.8%</b>
Other Salary & Supplements	1,140	1,140	833	307	<b>26.9%</b>
Employee Benefits	38,067	38,067	27,991	10,076	<b>26.5%</b>
Other Personnel Expense	9,540	9,540	7,199	2,341	<b>24.5%</b>
Office Expense & Supplies	2,250	2,250	1,978	272	<b>12.1%</b>
Telephone & Utilities	550	550	874	(324)	<b>-58.9%</b>
Maintenance & Repair	-	-	-	-	<b>0.0%</b>
Professional Services	1,200	1,200	675	525	43.8%
Other Services & Charges	355	355	270	85	<b>23.9%</b>
Travel	2,768	2,768	2,319	449	<b>16.2%</b>
Total	\$ 186,085	\$ 186,085	\$ 138,766	\$ 47,319	<b>25.4%</b>
<b>1030 County Commissioner Prec 3</b>					
Salaries	\$ 126,232	\$ 126,232	\$ 92,480	\$ 33,752	<b>26.7%</b>
Other Salary & Supplements	1,800	1,800	1,315	485	<b>26.9%</b>
Employee Benefits	49,387	49,387	37,061	12,326	<b>25.0%</b>
Other Personnel Expense	9,540	9,540	7,107	2,433	<b>25.5%</b>
Office Expense & Supplies	2,051	2,051	981	1,070	52.2%
Telephone & Utilities	550	550	598	(48)	<b>-8.7%</b>
Maintenance & Repair	300	300	-	300	100.0%
Professional Services	1,400	1,400	250	1,150	82.1%
Other Services & Charges	300	300	-	300	100.0%
Other Expenses	-	-	-	-	<b>0.0%</b>
Travel	3,100	3,100	-	3,100	100.0%
Total	\$ 194,660	\$ 194,660	\$ 139,792	\$ 54,868	<b>28.2%</b>

	Original FY 2019 / 20 Budget	Adjusted FY 2019 / 20 Budget	Year to Date Activity	Available Balance	Percent of Budget Available
<b>1040 County Commissioner Prec 4</b>					
Salaries	\$ 122,666	\$ 122,666	\$ 91,191	\$ 31,475	25.7%
Employee Benefits	28,328	28,328	20,517	7,811	27.6%
Other Personnel Expense	9,540	9,540	7,107	2,433	25.5%
Office Expense & Supplies	1,268	1,268	131	1,137	89.6%
Telephone & Utilities	550	550	335	215	39.2%
Maintenance & Repair	150	150	3,329	(3,179)	-2119.3%
Professional Services	700	700	-	700	100.0%
Other Services & Charges	355	355	270	85	23.9%
Travel	2,100	2,100	-	2,100	100.0%
Total	\$ 165,657	\$ 165,657	\$ 122,880	\$ 42,777	25.8%
<b>1120 County Judge</b>					
Salaries	\$ 223,931	\$ 223,931	\$ 169,887	\$ 54,044	24.1%
Salaries Overtime	-	-	-	-	0.0%
Other Salary & Supplements	15,000	15,000	11,250	3,750	25.0%
Employee Benefits	66,155	66,155	49,769	16,386	24.8%
Other Personnel Expense	9,540	9,540	7,107	2,433	25.5%
Office Expense & Supplies	2,675	2,675	8,962	(6,287)	-235.0%
Telephone & Utilities	2,000	2,000	1,439	561	28.0%
Maintenance & Repair	177	177	103	74	41.9%
Professional Services	1,500	1,500	1,225	275	18.3%
Other Services & Charges	855	855	270	585	68.4%
Travel	3,850	3,850	2,447	1,403	36.4%
Total	\$ 325,683	\$ 325,683	\$ 252,458	\$ 73,225	22.5%
<b>1121 CCMGT Support</b>					
Salaries	\$ 342,701	\$ 305,428	\$ 181,741	\$ 123,687	40.5%
Other Salary & Supplements	2,940	2,940	2,149	791	26.9%
Employee Benefits	109,247	109,247	64,693	44,554	40.8%
Other Personnel Expense	4,320	4,320	1,579	2,741	63.5%
Office Expense & Supplies	2,200	3,715	2,735	980	26.4%
Telephone & Utilities	1,300	1,300	947	353	27.2%
Professional Services	2,001	12,001	1,037	10,964	91.4%
Other Services & Charges	540	540	348	192	35.6%
Other Expenses	6,256	6,256	4,089	2,167	34.6%
Travel	2,997	2,997	524	2,473	82.5%
Total	\$ 474,502	\$ 448,894	\$ 259,991	\$ 188,903	42.1%

	Original FY 2019 / 20 Budget	Adjusted FY 2019 / 20 Budget	Year to Date Activity	Available Balance	Percent of Budget Available
<b>1122 Grants Administration</b>					
Salaries	\$ 131,726	\$ 131,726	\$ 95,734	\$ 35,992	27.3%
Other Salary & Supplements	1,140	1,140	833	307	26.9%
Employee Benefits	58,066	58,066	43,188	14,878	25.6%
Other Personnel Expense	6,480	6,480	4,736	1,744	26.9%
Office Expense & Supplies	3,155	3,397	3,075	322	9.5%
Telephone & Utilities	1,300	1,300	1,059	241	18.5%
Maintenance & Repair	220	220	-	220	100.0%
Professional Services	4,971	3,671	1,098	2,573	70.1%
Other Services & Charges	2,000	2,000	514	1,486	74.3%
Other Expenses	2,404	2,404	1,637	767	31.9%
Travel	2,200	3,258	3,258	0	0.0%
Total	\$ 213,662	\$ 213,662	\$ 155,131	\$ 58,531	27.4%
<b>1125 Risk Management</b>					
Salaries	\$ 115,940	\$ 117,649	\$ 83,949	\$ 33,700	28.6%
Salaries Overtime	-	102	101	1	0.9%
Other Salary & Supplements	-	630	420	210	33.3%
Employee Benefits	39,032	34,626	24,186	10,440	30.2%
Other Personnel Expense	5,760	5,760	4,209	1,551	26.9%
Office Expense & Supplies	10,050	10,050	2,951	7,099	70.6%
Food & Kitchen Expenses	-	-	1,808	(1,808)	0.0%
Telephone & Utilities	1,800	1,800	1,026	774	43.0%
Maintenance & Repair	200	98	-	98	100.0%
Professional Services	15,560	21,127	23,387	(2,260)	-10.7%
Other Services & Charges	1,800	1,800	490	1,310	72.8%
Other Expenses	1,805	1,805	1,434	371	20.5%
Travel	3,000	3,000	664	2,336	77.9%
Total	\$ 194,947	\$ 198,447	\$ 144,624	\$ 53,823	27.1%

	Original FY 2019 / 20 Budget	Adjusted FY 2019 / 20 Budget	Year to Date Activity	Available Balance	Percent of Budget Available
<b>1130 County Attorney</b>					
Salaries	\$ 1,114,074	\$ 1,114,074	\$ 780,218	\$ 333,856	30.0%
Salaries Overtime	-	-	34	(34)	0.0%
Other Salary & Supplements	32,323	32,323	20,272	12,051	37.3%
Employee Benefits	403,373	403,373	293,813	109,560	27.2%
Other Personnel Expense	25,500	25,500	17,962	7,538	29.6%
Office Expense & Supplies	27,500	27,500	13,189	14,311	52.0%
Telephone & Utilities	2,000	2,000	1,559	441	22.1%
Maintenance & Repair	800	800	120	680	85.0%
Professional Services	24,795	26,433	11,777	14,656	55.4%
Other Services & Charges	4,300	4,300	3,460	841	19.5%
Other Expenses	10,193	10,193	6,938	3,255	31.9%
Travel	3,600	3,600	384	3,216	89.3%
Total	\$ 1,648,458	\$ 1,650,096	\$ 1,149,726	\$ 500,370	30.3%
<b>1160 County Clerk</b>					
Salaries	\$ 525,661	\$ 525,661	\$ 330,071	\$ 195,590	37.2%
Salaries Overtime	3,000	3,000	2,595	405	13.5%
Other Salary & Supplements	6,360	6,360	3,570	2,790	43.9%
Employee Benefits	209,651	209,651	156,655	52,996	25.3%
Other Personnel Expense	8,604	8,604	5,639	2,965	34.5%
Office Expense & Supplies	22,402	22,402	9,245	13,157	58.7%
Telephone & Utilities	2,050	2,050	913	1,137	55.5%
Maintenance & Repair	750	750	-	750	100.0%
Professional Services	2,700	2,700	1,000	1,700	63.0%
Other Services & Charges	7,913	7,913	4,820	3,094	39.1%
Other Expenses	12,996	12,996	8,579	4,417	34.0%
Travel	4,000	4,000	1,900	2,100	52.5%
Total	\$ 806,087	\$ 806,087	\$ 524,986	\$ 281,101	34.9%

	Original FY 2019 / 20 Budget	Adjusted FY 2019 / 20 Budget	Year to Date Activity	Available Balance	Percent of Budget Available
<b>1170 County Clerk Treasury</b>					
Salaries	\$ 198,453	\$ 198,453	\$ 137,539	\$ 60,914	30.7%
Salaries Overtime	6,000	6,000	741	5,259	87.6%
Other Salary & Supplements	2,040	2,040	1,491	549	26.9%
Employee Benefits	92,080	92,080	67,464	24,616	26.7%
Other Personnel Expense	1,080	1,080	789	291	26.9%
Office Expense & Supplies	25,926	25,926	6,512	19,414	74.9%
Telephone & Utilities	600	600	335	265	44.2%
Maintenance & Repair	2,750	2,750	1,870	880	32.0%
Professional Services	1,400	1,400	-	1,400	100.0%
Other Services & Charges	37,430	37,430	19,200	18,230	48.7%
Other Expenses	3,860	3,860	2,623	1,237	32.1%
Travel	1,800	1,800	-	1,800	100.0%
Total	\$ 373,419	\$ 373,419	\$ 238,564	\$ 134,855	36.1%
<b>1180 County Clerk Collections</b>					
Salaries	\$ 197,059	\$ 197,059	\$ 116,339	\$ 80,720	41.0%
Salaries Overtime	6,000	6,000	2,821	3,179	53.0%
Other Salary & Supplements	1,200	1,200	877	323	26.9%
Employee Benefits	92,096	92,096	60,078	32,018	34.8%
Office Expense & Supplies	11,200	11,200	2,950	8,250	73.7%
Maintenance & Repair	5,000	5,000	1,100	3,900	78.0%
Professional Services	16,464	16,464	14,661	1,803	11.0%
Other Services & Charges	706	706	333	374	52.9%
Other Expenses	3,960	3,960	2,623	1,337	33.8%
Travel	1,000	1,000	-	1,000	100.0%
Total	\$ 334,685	\$ 334,685	\$ 201,781	\$ 132,904	39.7%

	Original FY 2019 / 20 Budget	Adjusted FY 2019 / 20 Budget	Year to Date Activity	Available Balance	Percent of Budget Available
<b>1190 County Clerk Elections</b>					
Salaries	\$ 181,834	\$ 181,834	\$ 122,444	\$ 59,390	32.7%
Salaries Overtime	14,000	14,000	8,655	5,345	38.2%
Other Salary & Supplements	5,662	5,662	1,847	3,815	67.4%
Employee Benefits	76,226	76,226	50,928	25,298	33.2%
Other Personnel Expense	3,504	3,504	349	3,155	90.0%
Office Expense & Supplies	28,603	28,303	7,086	21,217	75.0%
Food & Kitchen Expenses	750	750	561	189	<b>25.2%</b>
Telephone & Utilities	35,175	35,175	7,198	27,977	79.5%
Maintenance & Repair	25,000	25,000	5,334	19,666	78.7%
Professional Services	227,683	227,683	18,690	208,993	91.8%
Other Services & Charges	312,316	312,316	133,026	179,290	57.4%
Other Expenses	100	400	232	168	42.1%
Travel	5,000	5,000	-	5,000	100.0%
Capital Outlay	17,500	17,500	-	17,500	100.0%
Total	\$ 933,353	\$ 933,353	\$ 356,347	\$ 577,006	61.8%
<b>1200 Tax Assessor - Collector</b>					
Salaries	\$ 2,252,531	\$ 2,252,531	\$ 1,573,332	\$ 679,199	<b>30.2%</b>
Salaries Overtime	2,500	2,500	254	2,246	89.8%
Other Salary & Supplements	57,180	57,180	48,077	9,103	<b>15.9%</b>
Employee Benefits	1,001,691	1,001,691	768,537	233,154	<b>23.3%</b>
Other Personnel Expense	11,340	11,340	8,422	2,918	<b>25.7%</b>
Office Expense & Supplies	202,115	202,115	116,212	85,903	42.5%
Telephone & Utilities	650	650	413	237	36.4%
Maintenance & Repair	4,500	4,500	1,074	3,426	76.1%
Professional Services	26,177	26,177	19,262	6,915	<b>26.4%</b>
Other Services & Charges	30,700	30,700	21,162	9,538	<b>31.1%</b>
Other Expenses	22,032	22,032	11,404	10,628	48.2%
Travel	19,011	19,011	7,978	11,033	58.0%
Total	\$ 3,630,427	\$ 3,630,427	\$ 2,576,128	\$ 1,054,299	<b>29.0%</b>

	Original FY 2019 / 20 Budget	Adjusted FY 2019 / 20 Budget	Year to Date Activity	Available Balance	Percent of Budget Available
<b>1240 Information Technology</b>					
Salaries	\$ 1,241,916	\$ 1,241,916	\$ 886,389	\$ 355,527	<b>28.6%</b>
Salaries Overtime	500	2,500	2,373	127	<b>5.1%</b>
Other Salary & Supplements	12,240	12,240	4,385	7,855	64.2%
Employee Benefits	446,296	446,296	330,576	115,720	<b>25.9%</b>
Other Personnel Expense	2,160	2,160	1,579	581	<b>26.9%</b>
Office Expense & Supplies	18,050	11,050	4,300	6,750	61.1%
Telephone & Utilities	548,909	548,909	189,295	359,614	65.5%
Maintenance & Repair	402,000	353,170	181,895	171,275	48.5%
Professional Services	819,000	872,830	712,423	160,407	<b>18.4%</b>
Other Services & Charges	812	812	467	346	42.5%
Travel	6,000	6,000	1,065	4,935	82.2%
Total	\$ 3,497,883	\$ 3,497,883	\$ 2,314,745	\$ 1,183,138	33.8%
<b>1245 Human Resources</b>					
Salaries	\$ 309,629	\$ 309,629	\$ 218,679	\$ 90,950	<b>29.4%</b>
Other Salary & Supplements	2,940	2,940	2,345	595	<b>20.2%</b>
Employee Benefits	109,484	109,484	79,963	29,521	<b>27.0%</b>
Other Personnel Expense	2,880	2,880	2,105	775	<b>26.9%</b>
Office Expense & Supplies	2,800	2,800	1,742	1,058	37.8%
Telephone & Utilities	650	650	796	(146)	<b>-22.5%</b>
Professional Services	45,200	45,200	41,679	3,521	<b>7.8%</b>
Other Expenses	4,195	4,195	2,810	1,385	33.0%
Travel	2,000	2,000	957	1,043	52.2%
Total	\$ 479,778	\$ 479,778	\$ 353,739	\$ 126,039	<b>26.3%</b>



	Original FY 2019 / 20 Budget	Adjusted FY 2019 / 20 Budget	Year to Date Activity	Available Balance	Percent of Budget Available
<b>1250 County Auditor</b>					
Salaries	\$ 1,205,734	\$ 1,205,734	\$ 826,667	\$ 379,067	31.4%
Salaries Overtime	5,000	7,000	5,280	1,720	24.6%
Other Salary & Supplements	15,320	24,120	14,290	9,830	40.8%
Employee Benefits	497,965	495,965	370,623	125,342	25.3%
Other Personnel Expense	2,160	2,160	1,579	581	26.9%
Office Expense & Supplies	22,000	22,000	15,901	6,099	27.7%
Telephone & Utilities	6,000	6,000	3,470	2,530	42.2%
Maintenance & Repair	750	750	-	750	100.0%
Professional Services	384,000	384,000	287,210	96,790	25.2%
Other Services & Charges	7,685	7,685	6,023	1,662	21.6%
Other Expenses	16,520	16,520	10,137	6,383	38.6%
Travel	15,000	6,200	5,238	962	15.5%
Total	\$ 2,178,134	\$ 2,178,134	\$ 1,546,418	\$ 631,716	29.0%
<b>1270 County Purchasing</b>					
Salaries	\$ 407,118	\$ 407,118	\$ 281,957	\$ 125,161	30.7%
Salaries Overtime	1,000	1,000	138	862	86.2%
Other Salary & Supplements	3,540	3,540	1,534	2,006	56.7%
Employee Benefits	172,989	172,989	125,388	47,601	27.5%
Other Personnel Expense	2,880	2,880	2,105	775	26.9%
Office Expense & Supplies	12,425	12,425	10,403	2,022	16.3%
	300	300	-	300	100.0%
Telephone & Utilities	3,635	3,635	3,011	624	17.2%
Maintenance & Repair	6,050	6,050	2,611	3,439	56.8%
Professional Services	1,500	1,500	-	1,500	100.0%
Other Services & Charges	15,399	15,399	6,828	8,571	55.7%
Other Expenses	10,821	10,821	5,188	5,633	52.1%
Travel	1,500	1,500	-	1,500	100.0%
Total	\$ 639,157	\$ 639,157	\$ 439,162	\$ 199,995	31.3%

	Original FY 2019 / 20 Budget	Adjusted FY 2019 / 20 Budget	Year to Date Activity	Available Balance	Percent of Budget Available
<b>1275 Veterans' Service</b>					
Salaries	\$ 80,995	\$ 80,995	\$ 58,458	\$ 22,537	27.8%
Salaries Overtime	-	-	264	(264)	0.0%
Employee Benefits	34,007	34,007	20,562	13,445	39.5%
Other Personnel Expense	2,520	2,520	1,842	678	26.9%
Office Expense & Supplies	3,150	3,150	1,975	1,175	37.3%
Maintenance & Repair	200	200	-	200	100.0%
Other Services & Charges	20,372	20,372	15,203	5,169	25.4%
Other Expenses	2,454	2,454	1,171	1,283	52.3%
Travel	2,000	2,000	614	1,386	69.3%
Total	\$ 146,328	\$ 146,328	\$ 100,806	\$ 45,522	31.1%
<b>1280 Employees' Benefits</b>					
Employee Benefits	\$ 52,276	\$ 52,276	\$ -	\$ 52,276	100.0%
Office Expense & Supplies	1,250	1,250	435	815	65.2%
Food & Kitchen Expenses	700	700	-	700	100.0%
Professional Services	133,260	133,260	69,448	63,812	47.9%
Other Services & Charges	14,000	14,000	3,516	10,484	74.9%
Other Expenses	1,500	1,500	-	1,500	100.0%
Total	\$ 202,986	\$ 202,986	\$ 73,400	\$ 129,586	63.8%
<b>1285 General Administration</b>					
Office Expense & Supplies	\$ 4,300	\$ 4,300	\$ 701	\$ 3,599	83.7%
Food & Kitchen Expenses	500	2,500	2,820	(320)	-12.8%
Maintenance & Repair	-	-	756	(756)	0.0%
Professional Services	457,350	517,350	352,362	164,988	31.9%
Special Personnel Services	-	-	4,538	(4,538)	0.0%
Reserve Appropriations	3,900,000	3,882,407	-	3,882,407	100.0%
Other Services & Charges	1,385,610	1,351,218	1,019,904	331,314	24.5%
Other Expenses	7,070	7,070	4,713	2,357	33.3%
Travel	13,000	13,000	10,426	2,574	19.8%
Total	\$ 5,767,830	\$ 5,777,845	\$ 1,396,218	\$ 4,381,627	75.8%
<b>Total General Government</b>	\$ 22,566,361	\$ 22,555,906	\$ 12,608,927	\$ 9,946,979	44.1%

	Original FY 2019 / 20 Budget	Adjusted FY 2019 / 20 Budget	Year to Date Activity	Available Balance	Percent of Budget Available
<b>Buildings &amp; Facilities</b>					
<b>1400 General Repairs - Building</b>					
Salaries	\$ 66,269	\$ 66,269	\$ 30,640	\$ 35,629	53.8%
Salaries Overtime	3,500	3,500	-	3,500	100.0%
Other Salary & Supplements	900	900	-	900	100.0%
Employee Benefits	24,144	24,144	8,062	16,082	66.6%
Office Expense & Supplies	-	-	-	-	0.0%
Maintenance & Repair	3,493	3,493	235	3,258	93.3%
Total	\$ 98,306	\$ 98,306	\$ 38,938	\$ 59,368	60.4%
<b>1440 Ronnie H. Polston Bldg</b>					
Salaries	\$ 31,741	\$ 31,741	\$ 22,427	\$ 9,314	29.3%
Employee Benefits	15,515	15,515	11,776	3,739	24.1%
Office Expense & Supplies	845	1,445	893	552	38.2%
Telephone & Utilities	20,366	20,366	7,141	13,225	64.9%
Maintenance & Repair	645	645	30	615	95.4%
Total	\$ 69,112	\$ 69,712	\$ 42,267	\$ 27,445	39.4%
<b>1450 Bill Bode County Building</b>					
Salaries	\$ 34,798	\$ 34,798	\$ 23,721	\$ 11,077	31.8%
Other Salary & Supplements	840	840	614	226	26.9%
Employee Benefits	18,196	18,196	12,893	5,303	29.1%
Office Expense & Supplies	840	840	260	580	69.0%
Telephone & Utilities	19,300	19,300	6,521	12,779	66.2%
Maintenance & Repair	200	200	52	148	74.1%
Total	\$ 74,174	\$ 74,174	\$ 44,061	\$ 30,113	40.6%
<b>1460 Robert N. Barnes Juv. Facility</b>					
Telephone & Utilities	\$ 265,857	\$ 265,857	\$ 157,615	\$ 108,242	40.7%
Maintenance & Repair	1,045	1,045	81	964	92.2%
Other Services & Charges	500	500	-	500	100.0%
Total	\$ 267,402	\$ 267,402	\$ 157,697	\$ 109,705	41.0%
<b>1465 Broadway Warehouse</b>					
Telephone & Utilities	\$ 6,950	\$ 6,950	\$ 4,831	\$ 2,119	30.5%
Maintenance & Repair	223	223	-	223	100.0%
Total	\$ 7,173	\$ 7,173	\$ 4,831	\$ 2,342	32.7%

	Original FY 2019 / 20 Budget	Adjusted FY 2019 / 20 Budget	Year to Date Activity	Available Balance	Percent of Budget Available
<b>1470 Records Management Department</b>					
Salaries	\$ 227,490	\$ 227,490	\$ 162,574	\$ 64,916	28.5%
Salaries Overtime	-	-	-	-	0.0%
Other Salary & Supplements	36,780	36,780	29,947	6,833	18.6%
Employee Benefits	95,016	95,016	71,412	23,604	24.8%
Office Expense & Supplies	4,500	4,500	1,624	2,876	63.9%
Telephone & Utilities	25,496	25,496	10,761	14,735	57.8%
Maintenance & Repair	28,000	28,000	18,553	9,447	33.7%
Other Services & Charges	216,312	216,312	159,744	56,568	26.2%
Other Expenses	2,459	2,459	1,667	792	32.2%
Travel	900	900	-	900	100.0%
Total	\$ 636,953	\$ 636,953	\$ 456,281	\$ 180,672	28.4%
<b>1490 CSCD Cook Building</b>					
Office Expense & Supplies	17,000	22,000	13,037	8,963	40.7%
Telephone & Utilities	76,414	72,414	36,162	36,252	50.1%
Maintenance & Repair	2,626	2,626	606	2,020	76.9%
Other Services & Charges	67,800	67,800	56,472	11,328	16.7%
Other Expenses	13,357	13,357	9,091	4,266	31.9%
Total	\$ 177,197	\$ 178,197	\$ 115,368	\$ 62,829	35.3%
<b>1500 Mechanical Maintenance</b>					
Salaries	\$ 406,910	\$ 406,910	\$ 192,579	\$ 214,331	52.7%
Salaries Overtime	10,000	11,000	10,611	389	3.5%
Other Salary & Supplements	2,220	2,220	3,180	(960)	-43.2%
Employee Benefits	178,433	178,433	110,438	67,995	38.1%
Other Personnel Expense	2,000	2,000	-	2,000	100.0%
Office Expense & Supplies	3,500	3,500	415	3,085	88.1%
Telephone & Utilities	1,280,000	1,280,000	633,402	646,598	50.5%
Maintenance & Repair	10,500	14,000	4,644	9,356	66.8%
Professional Services	10,359	10,359	6,338	4,021	38.8%
Other Services & Charges	1,500	1,500	240	1,260	84.0%
Total	\$ 1,905,422	\$ 1,909,922	\$ 961,847	\$ 948,075	49.6%

	Original FY 2019 / 20 Budget	Adjusted FY 2019 / 20 Budget	Year to Date Activity	Available Balance	Percent of Budget Available
<b>1510 Agua Dulce Building</b>					
Salaries	\$ 15,423	\$ 15,423	\$ 10,908	\$ 4,515	<b>29.3%</b>
Employee Benefits	9,434	9,434	7,458	1,976	<b>21.0%</b>
Office Expense & Supplies	1,077	1,077	172	905	84.0%
Telephone & Utilities	21,570	21,570	11,088	10,482	48.6%
Maintenance & Repair	300	300	-	300	100.0%
Total	\$ 47,804	\$ 47,804	\$ 29,626	\$ 18,178	38.0%
<b>1520 Bishop Building</b>					
Office Expense & Supplies	900	900	882	18	<b>1.9%</b>
Telephone & Utilities	45,000	45,000	19,202	25,798	57.3%
Maintenance & Repair	322	322	81	241	74.8%
Total	\$ 46,222	\$ 46,222	\$ 20,166	\$ 26,056	56.4%
<b>1530 Port Aransas Building</b>					
Salaries	\$ 15,111	\$ 15,111	\$ 10,752	\$ 4,359	<b>28.8%</b>
Employee Benefits	3,688	3,688	2,772	916	<b>24.8%</b>
Office Expense & Supplies	1,050	1,050	175	875	83.3%
Telephone & Utilities	20,301	20,301	572	19,729	97.2%
Maintenance & Repair	78	78	-	78	100.0%
Other Services & Charges	-	-	-	-	<b>0.0%</b>
Total	\$ 40,228	\$ 40,228	\$ 14,271	\$ 25,957	64.5%
<b>1540 Johnny S. Calderon Co. Bldg</b>					
Salaries	\$ 94,765	\$ 94,765	\$ 68,036	\$ 26,729	<b>28.2%</b>
Other Salary & Supplements	1,500	1,500	1,096	404	<b>26.9%</b>
Employee Benefits	51,661	51,661	39,818	11,843	<b>22.9%</b>
Office Expense & Supplies	2,800	2,800	2,282	518	<b>18.5%</b>
Telephone & Utilities	105,235	105,235	41,638	63,597	60.4%
Maintenance & Repair	1,027	1,027	536	491	47.8%
Other Services & Charges	100	100	72	28	<b>28.2%</b>
Total	\$ 257,088	\$ 257,088	\$ 153,478	\$ 103,610	40.3%

	Original FY 2019 / 20 Budget	Adjusted FY 2019 / 20 Budget	Year to Date Activity	Available Balance	Percent of Budget Available
<b>1545 Keach Library Building</b>					
Salaries	\$ 31,907	\$ 31,907	\$ 23,558	\$ 8,349	26.2%
Other Salary & Supplements	1,800	1,800	1,315	485	26.9%
Employee Benefits	16,022	16,022	12,585	3,437	21.4%
Office Expense & Supplies	2,000	2,000	1,948	52	2.6%
Telephone & Utilities	173,788	173,788	55,051	118,737	68.3%
Maintenance & Repair	144	644	378	266	41.2%
Other Expenses	-	-	200	(200)	0.0%
Total	\$ 225,661	\$ 226,161	\$ 95,036	\$ 131,125	58.0%
<b>1550 Agriculture Bldg - Robstown</b>					
Telephone & Utilities	\$ 11,500	\$ 11,500	\$ 1,376	\$ 10,124	88.0%
Maintenance & Repair	17,100	17,100	-	17,100	100.0%
Other Services & Charges	306	306	225	81	26.5%
Total	\$ 28,906	\$ 28,906	\$ 1,601	\$ 27,305	94.5%
<b>1565 Medical Examiner Building</b>					
Office Expense & Supplies	\$ 150	\$ 150	\$ -	\$ 150	100.0%
Telephone & Utilities	26,985	26,985	10,781	16,204	60.0%
Maintenance & Repair	258	858	439	419	48.8%
Total	\$ 27,393	\$ 27,993	\$ 11,220	\$ 16,773	59.9%
<b>1570 Building Superintendent</b>					
Salaries	\$ 374,078	\$ 374,078	\$ 271,054	\$ 103,024	27.5%
Salaries Overtime	-	2,057	557	1,500	72.9%
Other Salary & Supplements	3,120	3,120	2,476	644	20.6%
Employee Benefits	147,020	147,020	118,839	28,181	19.2%
Other Personnel Expense	8,648	8,648	6,320	2,328	26.9%
Office Expense & Supplies	2,122	7,622	7,537	85	1.1%
Telephone & Utilities	8,200	8,200	6,899	1,301	15.9%
Maintenance & Repair	2,111,000	2,059,443	1,274,934	784,509	38.1%
Professional Services	19,061	27,061	13,206	13,855	51.2%
Other Services & Charges	713,297	716,297	537,043	179,254	25.0%
Other Expenses	2,658	2,658	1,793	865	32.5%
Travel	1,000	1,000	-	1,000	100.0%
Total	\$ 3,390,204	\$ 3,357,204	\$ 2,240,659	\$ 1,116,545	33.3%

	Original FY 2019 / 20 Budget	Adjusted FY 2019 / 20 Budget	Year to Date Activity	Available Balance	Percent of Budget Available
<b>1580 Welfare Bldg - Robstown</b>					
Office Expense & Supplies	\$ 673	\$ 1,173	\$ 572	\$ 601	\$ 51.2%
Telephone & Utilities	20,866	20,866	5,197	15,669	75.1%
Maintenance & Repair	373	373	-	373	100.0%
Total	\$ 21,912	\$ 22,412	\$ 5,769	\$ 16,643	74.3%
<b>1590 Hilltop Facility</b>					
Salaries	\$ 72,810	\$ 72,810	\$ 46,112	\$ 26,698	36.7%
Other Salary & Supplements	840	840	1,052	(212)	-25.3%
Employee Benefits	35,656	35,656	25,837	9,819	27.5%
Office Expense & Supplies	6,000	6,000	1,938	4,062	67.7%
Telephone & Utilities	36,498	36,498	17,628	18,870	51.7%
Maintenance & Repair	40,500	40,500	18,561	21,939	54.2%
Professional Services	-	-	-	-	0.0%
Other Services & Charges	12,306	12,306	3,907	8,399	68.3%
Total	\$ 204,610	\$ 204,610	\$ 115,037	\$ 89,573	43.8%
<b>1600 Precinct III Yard Buildings</b>					
Office Expense & Supplies	\$ 390	\$ 1,690	\$ 766	\$ 924	54.7%
Telephone & Utilities	17,000	17,000	5,477	11,523	67.8%
Maintenance & Repair	391	1,891	12	1,879	99.4%
Total	\$ 17,781	\$ 20,581	\$ 6,255	\$ 14,326	69.6%
<b>1740 McKenzie Jail Annex</b>					
Salaries	\$ 111,301	\$ 111,301	\$ 67,010	\$ 44,291	39.8%
Salaries Overtime	1,584	1,584	-	1,584	100.0%
Employee Benefits	47,172	47,172	32,608	14,564	30.9%
Office Expense & Supplies	200	700	438	262	37.4%
Telephone & Utilities	615,763	615,763	352,626	263,137	42.7%
Maintenance & Repair	5,500	8,500	6,397	2,103	24.7%
Professional Services	-	-	-	-	0.0%
Other Services & Charges	1,806	20,806	15,958	4,848	23.3%
Total	\$ 783,326	\$ 805,826	\$ 475,037	\$ 330,789	41.0%

	Original FY 2019 / 20 Budget	Adjusted FY 2019 / 20 Budget	Year to Date Activity	Available Balance	Percent of Budget Available
<b>1760 Robstown Community Building</b>					
Office Expense & Supplies	\$ 765	\$ 765	\$ 598	\$ 167	21.8%
Telephone & Utilities	40,305	40,305	14,404	25,901	64.3%
Maintenance & Repair	34,000	34,000	9,946	24,054	70.7%
Other Services & Charges	5,000	5,000	2,718	2,282	45.6%
Total	\$ 80,070	\$ 80,070	\$ 27,665	\$ 52,405	65.4%
<b>1770 Sr Community Services Bldgs.</b>					
Office Expense & Supplies	\$ 500	\$ 500	\$ 340	\$ 160	32.1%
Telephone & Utilities	34,247	34,247	17,759	16,488	48.1%
Maintenance & Repair	24,700	24,700	7,948	16,752	67.8%
Other Services & Charges	4,000	4,000	1,230	2,770	69.2%
Total	\$ 63,447	\$ 63,447	\$ 27,277	\$ 36,170	57.0%
<b>1780 David Berlanga,Sr. Bldg</b>					
Office Expense & Supplies	\$ 500	\$ 500	\$ 340	\$ 160	32.1%
Telephone & Utilities	20,331	20,331	10,327	10,004	49.2%
Maintenance & Repair	9,100	9,100	287	8,813	96.8%
Other Services & Charges	1,760	1,760	503	1,257	71.4%
Total	\$ 31,691	\$ 31,691	\$ 11,458	\$ 20,233	63.8%
<b>Total Buildings &amp; Facilities</b>	<b>\$ 8,502,082</b>	<b>\$ 8,502,082</b>	<b>\$ 5,055,845</b>	<b>\$ 3,446,237</b>	<b>40.5%</b>
<b>Administration of Justice</b>					
<b>3110 County Court at Law 1</b>					
Salaries	\$ 366,529	\$ 366,529	\$ 276,524	\$ 90,005	24.6%
Other Salary & Supplements	7,220	7,220	3,793	3,427	47.5%
Employee Benefits	126,799	126,799	103,871	22,928	18.1%
Office Expense & Supplies	3,965	3,965	2,100	1,865	47.0%
Telephone & Utilities	-	-	567	(567)	0.0%
Maintenance & Repair	500	500	103	397	79.4%
Professional Services	1,685	1,696	2,130	(434)	-25.6%
Special Personnel Services	192,500	192,500	77,792	114,708	59.6%
Other Services & Charges	2,355	2,355	1,770	585	24.8%
Other Expenses	3,296	3,296	2,247	1,049	31.8%
Travel	1,000	1,000	-	1,000	100.0%
Total	\$ 705,849	\$ 705,860	\$ 470,896	\$ 234,964	33.3%



	Original FY 2019 / 20 Budget	Adjusted FY 2019 / 20 Budget	Year to Date Activity	Available Balance	Percent of Budget Available
<b>3120 County Court at Law 2</b>					
Salaries	\$ 359,790	\$ 359,790	\$ 272,108	\$ 87,682	<b>24.4%</b>
Other Salary & Supplements	3,140	3,140	833	2,307	73.5%
Employee Benefits	112,332	112,332	82,677	29,655	<b>26.4%</b>
Office Expense & Supplies	5,000	5,000	2,695	2,305	46.1%
Telephone & Utilities	-	-	375	(375)	<b>0.0%</b>
Maintenance & Repair	500	500	103	397	79.4%
Professional Services	900	900	930	(30)	<b>-3.3%</b>
Special Personnel Services	192,500	192,500	81,153	111,347	57.8%
Other Services & Charges	2,355	2,355	2,005	350	<b>14.9%</b>
Other Expenses	4,550	4,550	3,108	1,442	<b>31.7%</b>
Travel	1,000	1,000	-	1,000	100.0%
Total	\$ 682,067	\$ 682,067	\$ 445,987	\$ 236,080	34.6%
<b>3130 County Court at Law 3</b>					
Salaries	\$ 340,811	\$ 340,811	\$ 251,720	\$ 89,091	<b>26.1%</b>
Salaries Overtime	-	-	3,291	(3,291)	<b>0.0%</b>
Other Salary & Supplements	4,340	4,340	1,356	2,984	68.8%
Employee Benefits	108,374	108,374	83,327	25,047	<b>23.1%</b>
Office Expense & Supplies	3,765	3,765	1,488	2,277	60.5%
Telephone & Utilities	-	-	375	(375)	<b>0.0%</b>
Maintenance & Repair	500	500	103	397	79.4%
Professional Services	1,685	1,696	530	1,166	68.8%
Special Personnel Services	192,800	192,800	82,185	110,615	57.4%
Other Services & Charges	2,355	2,355	1,935	420	<b>17.8%</b>
Other Expenses	4,620	4,620	3,108	1,512	32.7%
Travel	1,000	1,000	-	1,000	100.0%
Total	\$ 660,250	\$ 660,261	\$ 429,419	\$ 230,842	35.0%

	Original FY 2019 / 20 Budget	Adjusted FY 2019 / 20 Budget	Year to Date Activity	Available Balance	Percent of Budget Available
<b>3140 County Court at Law 4</b>					
Salaries	\$ 337,618	\$ 337,618	\$ 249,652	\$ 87,966	26.1%
Other Salary & Supplements	3,710	3,710	1,447	2,263	61.0%
Employee Benefits	99,718	99,718	71,730	27,988	28.1%
Office Expense & Supplies	3,965	3,965	1,994	1,971	49.7%
Telephone & Utilities	-	-	375	(375)	0.0%
Maintenance & Repair	500	500	103	397	79.4%
Professional Services	1,685	1,696	2,339	(643)	-37.9%
Special Personnel Services	192,800	192,800	85,692	107,108	55.6%
Other Services & Charges	2,495	2,495	1,869	626	25.1%
Other Expenses	3,296	3,296	2,247	1,049	31.8%
Travel	1,000	1,000	672	328	32.8%
Total	\$ 646,787	\$ 646,798	\$ 418,120	\$ 228,678	35.4%
<b>3150 County Court at Law 5</b>					
Salaries	\$ 431,590	\$ 431,590	\$ 289,246	\$ 142,344	33.0%
Other Salary & Supplements	2,000	2,000	15,869	(13,869)	-693.4%
Employee Benefits	132,467	132,467	91,769	40,698	30.7%
Office Expense & Supplies	5,500	5,500	4,806	694	12.6%
Telephone & Utilities	-	-	567	(567)	0.0%
Maintenance & Repair	500	500	103	397	79.4%
Professional Services	2,500	2,500	3,510	(1,010)	-40.4%
Special Personnel Services	531,500	531,500	501,921	29,579	5.6%
Other Services & Charges	2,745	2,745	2,163	582	21.2%
Other Expenses	4,270	4,270	2,882	1,388	32.5%
Travel	1,300	1,300	59	1,241	95.5%
Total	\$ 1,114,372	\$ 1,114,372	\$ 912,893	\$ 201,479	18.1%
<b>3200 Legal Aid</b>					
Salaries	\$ 60,486	\$ 60,486	\$ 44,202	\$ 16,284	26.9%
Employee Benefits	13,588	13,588	9,714	3,874	28.5%
Office Expense & Supplies	3,792	3,792	2,327	1,465	38.6%
Other Services & Charges	25,000	25,000	25,000	-	0.0%
Total	\$ 102,866	\$ 102,866	\$ 81,242	\$ 21,624	21.0%

	Original FY 2019 / 20 Budget	Adjusted FY 2019 / 20 Budget	Year to Date Activity	Available Balance	Percent of Budget Available
<b>3250 Magistrate/ DWI Drug Court</b>					
Salaries	\$ 91,260	\$ 91,260	\$ 87,716	\$ 3,544	<b>3.9%</b>
Other Salary & Supplements	1,920	1,920	-	1,920	100.0%
Employee Benefits	20,511	20,511	20,874	(363)	<b>-1.8%</b>
Office Expense & Supplies	2,650	2,650	4,196	(1,546)	<b>-58.3%</b>
Professional Services	1,200	1,200	-	1,200	100.0%
Special Personnel Services	3,000	3,000	-	3,000	100.0%
Other Services & Charges	2,200	2,200	315	1,885	85.7%
Other Expenses	6,667	6,667	4,495	2,172	32.6%
Travel	3,000	3,000	-	3,000	100.0%
Total	<u>\$ 132,408</u>	<u>\$ 132,408</u>	<u>\$ 117,596</u>	<u>\$ 14,812</u>	<b>11.2%</b>
<b>3300 Court Administration</b>					
Salaries	\$ 419,224	\$ 419,224	\$ 296,658	\$ 122,566	<b>29.2%</b>
Other Salary & Supplements	5,960	8,960	7,440	1,520	<b>17.0%</b>
Employee Benefits	165,813	165,813	124,454	41,359	<b>24.9%</b>
Other Personnel Expense	131,000	131,000	58,703	72,297	55.2%
Office Expense & Supplies	5,600	5,600	1,808	3,793	67.7%
Food & Kitchen Expenses	2,000	2,000	941	1,059	53.0%
Telephone & Utilities	-	-	375	(375)	<b>0.0%</b>
Maintenance & Repair	1,000	1,000	-	1,000	100.0%
Professional Services	500	500	-	500	100.0%
Special Personnel Services	267,500	259,987	4,940	255,047	98.1%
Other Services & Charges	53,270	53,270	45,283	7,987	<b>15.0%</b>
Other Expenses	3,470	3,470	2,274	1,196	34.5%
Travel	2,600	2,600	1,928	672	<b>25.8%</b>
Total	<u>\$ 1,057,937</u>	<u>\$ 1,053,424</u>	<u>\$ 544,804</u>	<u>\$ 508,620</u>	48.3%

	Original FY 2019 / 20 Budget	Adjusted FY 2019 / 20 Budget	Year to Date Activity	Available Balance	Percent of Budget Available
<b>3305 Title IV-D Court</b>					
Salaries	\$ 135,595	\$ 135,595	\$ 98,152	\$ 37,443	27.6%
Other Salary & Supplements	1,800	1,800	1,315	485	26.9%
Employee Benefits	50,683	50,683	43,101	7,582	15.0%
Office Expense & Supplies	1,370	1,370	462	908	66.2%
Telephone & Utilities	-	-	375	(375)	0.0%
Maintenance & Repair	250	250	103	147	58.9%
Professional Services	1,035	1,045	728	317	30.3%
Other Services & Charges	300	300	-	300	100.0%
Total	\$ 191,033	\$ 191,043	\$ 144,238	\$ 46,805	24.5%
<b>3310 28th District Court</b>					
Salaries	\$ 183,123	\$ 183,123	\$ 132,488	\$ 50,635	27.7%
Salaries Overtime	1,000	1,000	-	1,000	100.0%
Other Salary & Supplements	23,300	23,300	15,911	7,389	31.7%
Employee Benefits	65,713	65,713	47,759	17,954	27.3%
Telephone & Utilities	-	-	375	(375)	0.0%
Office Expense & Supplies	3,725	3,725	2,069	1,656	44.5%
Maintenance & Repair	500	500	103	397	79.4%
Professional Services	1,785	1,796	1,080	716	39.9%
Special Personnel Services	345,340	345,340	145,472	199,868	57.9%
Other Services & Charges	2,200	2,200	1,608	592	26.9%
Other Expenses	4,045	4,045	2,695	1,350	33.4%
Travel	1,500	1,500	681	819	54.6%
Total	\$ 632,231	\$ 632,242	\$ 350,241	\$ 282,001	44.6%

	Original FY 2019 / 20 Budget	Adjusted FY 2019 / 20 Budget	Year to Date Activity	Available Balance	Percent of Budget Available
<b>3320 94th District Court</b>					
Salaries	\$ 174,762	\$ 174,762	\$ 129,583	\$ 45,179	25.9%
Other Salary & Supplements	24,020	24,020	16,438	7,582	31.6%
Employee Benefits	71,511	71,511	53,128	18,383	25.7%
Office Expense & Supplies	3,625	3,625	1,882	1,743	48.1%
Telephone & Utilities	-	-	375	(375)	0.0%
Maintenance & Repair	500	500	103	397	79.4%
Professional Services	1,785	1,796	3,680	(1,884)	-104.9%
Special Personnel Services	347,140	347,140	169,227	177,913	51.3%
Other Services & Charges	2,200	2,200	1,500	700	31.8%
Other Expenses	3,532	3,532	2,352	1,180	33.4%
Travel	1,500	1,500	697	803	53.5%
Total	\$ 630,575	\$ 630,586	\$ 378,966	\$ 251,620	39.9%
<b>3330 105th District Court</b>					
Salaries	\$ 154,190	\$ 154,190	\$ 112,015	\$ 42,175	27.4%
Salaries Overtime	1,000	1,000	51	949	94.9%
Other Salary & Supplements	20,720	24,520	17,850	6,670	27.2%
Employee Benefits	62,250	62,250	46,305	15,945	25.6%
Office Expense & Supplies	3,525	3,525	956	2,569	72.9%
Telephone & Utilities	-	-	375	(375)	0.0%
Maintenance & Repair	500	500	103	397	79.4%
Professional Services	1,785	2,142	1,876	266	12.4%
Special Personnel Services	181,140	181,140	61,553	119,587	66.0%
Other Services & Charges	2,200	2,200	1,608	592	26.9%
Other Expenses	2,273	2,273	1,454	819	36.1%
Travel	1,500	1,867	1,867	0	0.0%
Total	\$ 431,083	\$ 435,607	\$ 246,011	\$ 189,596	43.5%

	Original FY 2019 / 20 Budget	Adjusted FY 2019 / 20 Budget	Year to Date Activity	Available Balance	Percent of Budget Available
<b>3340 117th District Court</b>					
Salaries	\$ 188,365	\$ 188,365	\$ 136,408	\$ 51,957	27.6%
Salaries Overtime	1,000	1,000	-	1,000	100.0%
Other Salary & Supplements	24,500	24,500	16,788	7,712	31.5%
Employee Benefits	78,594	78,594	57,736	20,858	26.5%
Office Expense & Supplies	3,625	3,625	4,172	(547)	-15.1%
Telephone & Utilities	-	-	375	(375)	0.0%
Maintenance & Repair	500	500	103	397	79.4%
Professional Services	1,785	1,796	530	1,266	70.5%
Special Personnel Services	345,840	345,840	141,151	204,689	59.2%
Other Services & Charges	2,200	2,200	1,683	517	23.5%
Other Expenses	3,532	3,532	2,352	1,180	33.4%
Travel	1,500	1,500	1,048	452	30.1%
Total	\$ 651,441	\$ 651,452	\$ 362,345	\$ 289,107	44.4%
<b>3350 148th District Court</b>					
Salaries	\$ 168,106	\$ 168,106	\$ 114,355	\$ 53,751	32.0%
Salaries Overtime	1,000	1,000	140	860	86.0%
Other Salary & Supplements	22,040	22,040	14,991	7,049	32.0%
Employee Benefits	73,843	73,843	43,273	30,570	41.4%
Office Expense & Supplies	3,525	3,525	1,272	2,253	63.9%
Telephone & Utilities	-	-	184	(184)	0.0%
Maintenance & Repair	500	500	103	397	79.4%
Professional Services	1,785	1,796	1,080	716	39.9%
Special Personnel Services	346,140	346,140	143,593	202,547	58.5%
Other Services & Charges	2,200	2,200	1,500	700	31.8%
Other Expenses	3,038	3,038	1,503	1,535	50.5%
Travel	1,500	1,500	-	1,500	100.0%
Total	\$ 623,677	\$ 623,688	\$ 321,993	\$ 301,695	48.4%

	Original FY 2019 / 20 Budget	Adjusted FY 2019 / 20 Budget	Year to Date Activity	Available Balance	Percent of Budget Available
<b>3360 214th District Court</b>					
Salaries	\$ 150,613	\$ 150,613	\$ 107,452	\$ 43,161	28.7%
Salaries Overtime	1,000	1,000	390	610	61.0%
Other Salary & Supplements	20,000	20,000	13,671	6,329	31.6%
Employee Benefits	57,741	57,741	48,512	9,229	16.0%
Office Expense & Supplies	3,725	3,725	3,475	250	6.7%
Telephone & Utilities	-	-	375	(375)	0.0%
Maintenance & Repair	500	500	103	397	79.4%
Professional Services	1,785	1,796	980	816	45.5%
Special Personnel Services	346,140	346,140	242,573	103,567	29.9%
Other Services & Charges	2,200	2,200	1,770	430	19.5%
Other Expenses	2,278	2,278	1,503	775	34.0%
Travel	1,500	1,500	907	593	39.5%
Total	\$ 587,482	\$ 587,493	\$ 421,711	\$ 165,782	28.2%
<b>3370 319th District Court</b>					
Salaries	\$ 160,784	\$ 160,784	\$ 108,916	\$ 51,868	32.3%
Salaries Overtime	1,000	1,000	147	853	85.3%
Other Salary & Supplements	22,040	22,040	14,158	7,882	35.8%
Employee Benefits	64,011	64,011	46,892	17,119	26.7%
Office Expense & Supplies	3,625	3,625	851	2,774	76.5%
Telephone & Utilities	-	-	184	(184)	0.0%
Maintenance & Repair	500	500	103	397	79.4%
Professional Services	1,785	1,796	4,230	(2,434)	-135.5%
Special Personnel Services	346,140	346,140	132,973	213,167	61.6%
Other Services & Charges	2,200	2,200	1,500	700	31.8%
Other Expenses	3,222	3,222	2,141	1,081	33.6%
Travel	1,500	1,500	-	1,500	100.0%
Total	\$ 606,807	\$ 606,818	\$ 312,094	\$ 294,724	48.6%

	Original FY 2019 / 20 Budget	Adjusted FY 2019 / 20 Budget	Year to Date Activity	Available Balance	Percent of Budget Available
<b>3380 347th District Court</b>					
Salaries	\$ 185,827	\$ 185,827	\$ 118,306	\$ 67,521	36.3%
Salaries Overtime	1,000	1,000	587	413	41.3%
Other Salary & Supplements	23,540	23,540	15,902	7,638	<b>32.4%</b>
Employee Benefits	90,602	90,602	54,787	35,815	39.5%
Office Expense & Supplies	3,925	3,925	1,082	2,843	72.4%
Telephone & Utilities	-	-	375	(375)	<b>0.0%</b>
Maintenance & Repair	500	500	103	397	79.4%
Professional Services	1,785	1,796	880	916	51.0%
Special Personnel Services	346,140	346,140	158,827	187,313	54.1%
Other Services & Charges	2,200	2,200	1,575	625	<b>28.4%</b>
Other Expenses	3,222	3,222	2,141	1,081	33.6%
Travel	1,500	1,500	436	1,064	70.9%
Total	\$ 660,241	\$ 660,252	\$ 355,000	\$ 305,252	46.2%
<b>3480 Juvenile Probation</b>					
Salaries	\$ 1,736,550	\$ 1,732,550	\$ 1,217,577	\$ 514,973	<b>29.7%</b>
Salaries Overtime	4,500	8,500	5,040	3,460	40.7%
Other Salary & Supplements	29,387	29,387	20,400	8,987	<b>30.6%</b>
Employee Benefits	753,638	753,638	539,823	213,815	<b>28.4%</b>
Other Personnel Expense	50,000	50,000	33,673	16,327	32.7%
Office Expense & Supplies	22,494	22,494	20,312	2,182	<b>9.7%</b>
Telephone & Utilities	10,200	10,200	4,912	5,288	51.8%
Maintenance & Repair	12,500	12,500	3,897	8,603	68.8%
Professional Services	11,600	11,600	4,394	7,206	62.1%
Other Services & Charges	22,461	22,461	21,129	1,332	<b>5.9%</b>
Other Expenses	15,384	15,384	10,406	4,978	<b>32.4%</b>
Travel	35,000	35,000	11,276	23,724	67.8%
Total	\$ 2,703,714	\$ 2,703,714	\$ 1,892,840	\$ 810,874	<b>30.0%</b>



	Original FY 2019 / 20 Budget	Adjusted FY 2019 / 20 Budget	Year to Date Activity	Available Balance	Percent of Budget Available
<b>3490 Juvenile Detention</b>					
Salaries	\$ 895,814	\$ 858,814	\$ 593,358	\$ 265,456	<b>30.9%</b>
Salaries Overtime	27,560	64,560	64,607	(47)	<b>-0.1%</b>
Other Salary & Supplements	53,360	53,360	35,815	17,545	32.9%
Employee Benefits	431,728	431,728	302,791	128,937	<b>29.9%</b>
Office Expense & Supplies	9,150	9,150	9,093	57	<b>0.6%</b>
Food & Kitchen Expenses	110,000	110,000	63,212	46,788	42.5%
Maintenance & Repair	9,000	9,000	5,077	3,923	43.6%
Professional Services	5,000	5,000	2,964	2,036	40.7%
Other Services & Charges	11,000	11,000	7,932	3,068	<b>27.9%</b>
Other Expenses	12,432	12,432	7,860	4,572	36.8%
Travel	1,800	1,800	402	1,398	77.7%
Total	\$ 1,566,844	\$ 1,566,844	\$ 1,093,111	\$ 473,733	<b>30.2%</b>
<b>3492 Juvenile Justice Post-Adjudica</b>					
Salaries	\$ 1,071,637	\$ 1,060,137	\$ 739,437	\$ 320,700	<b>30.3%</b>
Salaries Overtime	30,000	41,500	25,384	16,116	38.8%
Other Salary & Supplements	33,680	33,680	22,654	11,026	32.7%
Employee Benefits	511,184	511,184	368,415	142,769	<b>27.9%</b>
Office Expense & Supplies	8,050	8,050	7,439	611	<b>7.6%</b>
Food & Kitchen Expenses	95,000	95,000	57,379	37,621	39.6%
Maintenance & Repair	10,500	10,500	1,625	8,875	84.5%
Professional Services	6,300	6,300	184	6,116	97.1%
Other Services & Charges	9,000	9,000	7,763	1,237	<b>13.7%</b>
Other Expenses	2,794	2,794	1,771	1,023	36.6%
Travel	900	900	474	426	47.3%
Total	\$ 1,779,045	\$ 1,779,045	\$ 1,232,525	\$ 546,520	<b>30.7%</b>

	Original FY 2019 / 20 Budget	Adjusted FY 2019 / 20 Budget	Year to Date Activity	Available Balance	Percent of Budget Available
<b>3510 District Clerk-Jury Admin</b>					
Salaries	\$ 79,165	\$ 79,165	\$ 55,977	\$ 23,188	29.3%
Salaries Overtime	1,000	1,000	-	1,000	100.0%
Other Salary & Supplements	14,258	14,258	5,356	8,902	62.4%
Employee Benefits	26,132	26,132	19,080	7,052	27.0%
Office Expense & Supplies	118,300	118,300	45,170	73,131	61.8%
Maintenance & Repair	45,359	-	-	-	0.0%
Professional Services	18,968	64,327	45,359	18,968	29.5%
Special Personnel Services	540,530	540,530	130,700	409,830	75.8%
Other Expenses	2,910	2,910	1,896	1,014	34.8%
Total	\$ 846,622	\$ 846,622	\$ 303,538	\$ 543,084	64.1%
<b>3530 District Clerk</b>					
Salaries	\$ 2,100,344	\$ 2,100,344	\$ 1,456,841	\$ 643,503	30.6%
Salaries Overtime	10,000	10,000	5,753	4,247	42.5%
Other Salary & Supplements	32,660	32,660	25,536	7,124	21.8%
Employee Benefits	903,691	903,691	696,640	207,051	22.9%
Other Personnel Expense	10,260	10,260	7,633	2,627	25.6%
Office Expense & Supplies	113,000	113,000	74,956	38,044	33.7%
Maintenance & Repair	4,000	4,000	2,020	1,980	49.5%
Professional Services	10,000	10,000	460	9,540	95.4%
Other Services & Charges	1,883	1,883	1,085	798	42.4%
Other Expenses	42,062	42,062	28,483	13,579	32.3%
Travel	10,000	10,000	6,058	3,942	39.4%
Total	\$ 3,237,900	\$ 3,237,900	\$ 2,305,466	\$ 932,434	28.8%

	Original FY 2019 / 20 Budget	Adjusted FY 2019 / 20 Budget	Year to Date Activity	Available Balance	Percent of Budget Available
<b>3600 Justice of the Peace 1-1</b>					
Salaries	\$ 199,273	\$ 199,273	\$ 143,349	\$ 55,924	28.1%
Salaries Overtime	1,000	917	917	0	0.0%
Other Salary & Supplements	4,560	8,036	12,663	(4,627)	-57.6%
Employee Benefits	80,601	80,601	60,341	20,260	25.1%
Other Personnel Expense	3,900	3,900	2,925	975	25.0%
Office Expense & Supplies	3,800	3,300	3,161	139	4.2%
Telephone & Utilities	700	700	335	365	52.2%
Maintenance & Repair	500	-	-	-	0.0%
Professional Services	309	150	150	-	0.0%
Other Services & Charges	-	-	-	-	0.0%
Other Expenses	4,417	4,417	2,926	1,491	33.8%
Travel	2,700	466	465	1	0.1%
Total	\$ 301,760	\$ 301,760	\$ 227,232	\$ 74,528	24.7%
<b>3610 Justice of the Peace 1-2</b>					
Salaries	\$ 199,528	\$ 199,528	\$ 144,626	\$ 54,902	27.5%
Salaries Overtime	1,000	1,000	-	1,000	100.0%
Other Salary & Supplements	3,280	3,280	1,666	1,614	49.2%
Employee Benefits	61,259	61,259	44,625	16,634	27.2%
Other Personnel Expense	3,900	3,900	2,925	975	25.0%
Office Expense & Supplies	6,000	6,000	3,930	2,070	34.5%
Telephone & Utilities	1,500	1,500	526	974	64.9%
Maintenance & Repair	500	500	-	500	100.0%
Professional Services	-	750	150	600	80.0%
Special Personnel Services	300	300	-	300	100.0%
Other Services & Charges	958	958	342	616	64.3%
Other Expenses	3,199	3,199	2,211	988	30.9%
Travel	3,500	2,750	1,510	1,240	45.1%
Total	\$ 284,924	\$ 284,924	\$ 202,511	\$ 82,413	28.9%

	Original FY 2019 / 20 Budget	Adjusted FY 2019 / 20 Budget	Year to Date Activity	Available Balance	Percent of Budget Available
<b>3613 Justice of the Peace 1-3</b>					
Salaries	\$ 158,692	\$ 158,692	\$ 114,062	\$ 44,630	<b>28.1%</b>
Salaries Overtime	1,000	1,000	-	1,000	100.0%
Other Salary & Supplements	14,300	14,300	-	14,300	100.0%
Employee Benefits	55,526	55,526	48,288	7,238	<b>13.0%</b>
Other Personnel Expense	3,900	3,900	2,925	975	<b>25.0%</b>
Office Expense & Supplies	3,550	3,550	1,336	2,214	62.4%
Telephone & Utilities	1,700	1,700	335	1,365	80.3%
Maintenance & Repair	500	500	-	500	100.0%
Professional Services	500	500	300	200	40.0%
Special Personnel Services	-	-	-	-	<b>0.0%</b>
Other Services & Charges	1,125	1,125	621	504	44.8%
Other Expenses	2,024	2,024	1,315	709	35.0%
Travel	4,000	4,000	1,187	2,813	70.3%
Total	\$ 246,817	\$ 246,817	\$ 170,369	\$ 76,448	<b>31.0%</b>
<b>3621 Justice of the Peace 2-1</b>					
Salaries	\$ 196,735	\$ 196,735	\$ 143,444	\$ 53,291	<b>27.1%</b>
Salaries Overtime	1,000	1,000	-	1,000	100.0%
Other Salary & Supplements	2,640	3,052	3,481	(429)	<b>-14.1%</b>
Employee Benefits	81,004	81,004	66,782	14,222	<b>17.6%</b>
Other Personnel Expense	3,900	3,900	2,925	975	<b>25.0%</b>
Office Expense & Supplies	6,750	7,950	7,107	843	<b>10.6%</b>
Telephone & Utilities	7,030	7,030	2,668	4,362	62.0%
Maintenance & Repair	833	1,169	761	408	34.9%
Professional Services	1,500	1,500	-	1,500	100.0%
Other Services & Charges	53,873	53,873	42,080	11,793	<b>21.9%</b>
Other Expenses	2,652	2,652	1,650	1,002	37.8%
Travel	4,300	2,352	605	1,747	74.3%
Total	\$ 362,217	\$ 362,217	\$ 271,503	\$ 90,714	<b>25.0%</b>

	Original FY 2019 / 20 Budget	Adjusted FY 2019 / 20 Budget	Year to Date Activity	Available Balance	Percent of Budget Available
<b>3622 Justice of the Peace 2-2</b>					
Salaries	\$ 172,551	\$ 172,551	\$ 125,029	\$ 47,522	27.5%
Salaries Overtime	300	300	-	300	100.0%
Other Salary & Supplements	15,460	15,460	10,210	5,250	34.0%
Employee Benefits	67,625	67,625	63,438	4,187	6.2%
Other Personnel Expense	3,900	3,900	2,925	975	25.0%
Office Expense & Supplies	5,500	7,000	4,577	2,423	34.6%
Telephone & Utilities	720	720	335	385	53.5%
Maintenance & Repair	319	619	265	354	57.2%
Professional Services	750	750	300	450	60.0%
Other Services & Charges	955	955	270	685	71.7%
Other Expenses	2,908	2,908	1,965	943	32.4%
Travel	3,000	1,200	1,167	33	2.8%
Total	\$ 273,988	\$ 273,988	\$ 210,481	\$ 63,507	23.2%
<b>3630 Justice of the Peace 3</b>					
Salaries	\$ 131,915	\$ 131,915	\$ 95,879	\$ 36,036	27.3%
Other Salary & Supplements	5,803	5,803	965	4,838	83.4%
Employee Benefits	57,887	57,887	43,426	14,461	25.0%
Other Personnel Expense	3,900	3,900	2,925	975	25.0%
Office Expense & Supplies	3,450	3,450	2,530	920	26.7%
Maintenance & Repair	350	350	75	275	78.6%
Professional Services	2,200	2,200	525	1,675	76.1%
Other Services & Charges	655	655	455	200	30.5%
Other Expenses	2,009	2,009	1,240	769	38.3%
Travel	4,500	4,500	1,282	3,218	71.5%
Total	\$ 212,669	\$ 212,669	\$ 149,303	\$ 63,366	29.8%

	Original FY 2019 / 20 Budget	Adjusted FY 2019 / 20 Budget	Year to Date Activity	Available Balance	Percent of Budget Available
<b>3640 Justice of the Peace 4</b>					
Salaries	\$ 135,325	\$ 135,325	\$ 98,435	\$ 36,890	27.3%
Employee Benefits	58,027	58,027	43,514	14,513	25.0%
Other Personnel Expense	3,900	3,900	2,925	975	25.0%
Office Expense & Supplies	2,225	3,344	2,506	838	25.1%
Telephone & Utilities	-	520	375	145	27.8%
Professional Services	450	150	150	-	0.0%
Other Services & Charges	805	805	884	(79)	-9.8%
Other Expenses	6,131	6,131	4,220	1,911	31.2%
Travel	1,794	455	455	(0)	-0.1%
Total	\$ 208,657	\$ 208,657	\$ 153,464	\$ 55,193	26.5%
<b>3650 Justice of the Peace 5-1</b>					
Salaries	\$ 176,524	\$ 176,524	\$ 112,190	\$ 64,334	36.4%
Salaries Overtime	500	500	-	500	100.0%
Other Salary & Supplements	9,360	9,360	5,065	4,295	45.9%
Employee Benefits	76,582	76,582	50,264	26,318	34.4%
Other Personnel Expense	3,900	3,900	2,925	975	25.0%
Office Expense & Supplies	5,600	5,600	4,488	1,112	19.9%
Maintenance & Repair	500	500	280	220	44.0%
Professional Services	1,000	1,000	150	850	85.0%
Special Personnel Services	225	225	-	225	100.0%
Other Services & Charges	175	175	-	175	100.0%
Other Expenses	1,820	1,820	1,100	720	39.5%
Travel	3,300	3,300	742	2,558	77.5%
Total	\$ 279,486	\$ 279,486	\$ 177,203	\$ 102,283	36.6%

	Original FY 2019 / 20 Budget	Adjusted FY 2019 / 20 Budget	Year to Date Activity	Available Balance	Percent of Budget Available
<b>3655 Justice of the Peace 5-2</b>					
Salaries	\$ 130,217	\$ 130,217	\$ 94,533	\$ 35,684	27.4%
Salaries Overtime	-	-	-	-	0.0%
Other Salary & Supplements	1,260	1,260	877	383	30.4%
Employee Benefits	73,197	73,197	55,179	18,018	24.6%
Other Personnel Expense	3,900	3,900	2,925	975	25.0%
Office Expense & Supplies	1,700	1,700	1,134	566	33.3%
Maintenance & Repair	250	250	-	250	100.0%
Professional Services	450	450	150	300	66.7%
Other Expenses	1,501	1,501	539	962	64.1%
Travel	2,680	2,680	706	1,974	73.6%
Total	\$ 215,645	\$ 215,645	\$ 156,557	\$ 59,088	27.4%
<b>3890 Medical Examiner</b>					
Salaries	\$ 832,811	\$ 832,811	\$ 603,210	\$ 229,601	27.6%
Salaries Overtime	10,000	11,053	11,052	1	0.0%
Other Salary & Supplements	229,680	229,680	153,684	75,996	33.1%
Employee Benefits	280,931	280,931	216,192	64,739	23.0%
Other Personnel Expense	13,640	13,640	9,636	4,004	29.4%
Office Expense & Supplies	17,005	17,005	12,773	4,232	24.9%
Telephone & Utilities	3,000	3,000	1,518	1,482	49.4%
Maintenance & Repair	600	3,948	1,848	2,100	53.2%
Professional Services	145,000	140,599	43,271	97,328	69.2%
Other Services & Charges	150,000	150,000	102,228	47,772	31.8%
Other Expenses	5,440	5,440	2,992	2,448	45.0%
Travel	18,000	18,000	14,509	3,491	19.4%
Total	\$ 1,706,107	\$ 1,706,107	\$ 1,172,914	\$ 533,193	31.3%
<b>Total Administration of Justice</b>	\$ 24,343,501	\$ 24,343,632	\$ 16,032,573	\$ 8,311,059	34.1%

	Original FY 2019 / 20 Budget	Adjusted FY 2019 / 20 Budget	Year to Date Activity	Available Balance	Percent of Budget Available
<b>Law Enforcement &amp; Corrections</b>					
<b>3520 District Attorney</b>					
Salaries	\$ 3,560,731	\$ 3,560,731	\$ 2,344,607	\$ 1,216,124	34.2%
Salaries Overtime	10,000	10,000	5,252	4,748	47.5%
Other Salary & Supplements	89,098	90,098	69,940	20,158	22.4%
Employee Benefits	1,316,230	1,316,230	900,044	416,186	31.6%
Other Personnel Expense	24,126	24,126	16,308	7,818	32.4%
Office Expense & Supplies	79,000	79,000	42,545	36,455	46.1%
Telephone & Utilities	6,000	6,000	3,018	2,982	49.7%
Maintenance & Repair	19,200	19,200	10,039	9,161	47.7%
Professional Services	44,328	43,652	27,842	15,810	36.2%
Special Personnel Services	19,500	19,500	3,647	15,853	81.3%
Other Services & Charges	23,310	23,310	19,558	3,752	16.1%
Other Expenses	47,124	47,124	27,957	19,167	40.7%
Travel	32,000	32,000	12,778	19,222	60.1%
Total	\$ 5,270,647	\$ 5,270,971	\$ 3,483,534	\$ 1,787,437	33.9%
<b>3700 County Sheriff</b>					
Salaries	\$ 3,110,366	\$ 3,110,366	\$ 2,133,292	\$ 977,074	31.4%
Salaries Overtime	95,000	95,000	104,127	(9,127)	-9.6%
Other Salary & Supplements	126,434	126,434	124,786	1,648	1.3%
Employee Benefits	1,321,691	1,321,691	1,021,848	299,843	22.7%
Other Personnel Expense	-	-	158	(158)	0.0%
Office Expense & Supplies	47,500	47,500	37,974	9,526	20.1%
Telephone & Utilities	79,119	79,119	61,162	17,957	22.7%
Maintenance & Repair	358,000	358,000	153,631	204,369	57.1%
Professional Services	32,000	37,000	18,257	18,744	50.7%
Special Personnel Services	5,000	5,000	-	5,000	100.0%
Other Services & Charges	1,456,882	1,451,882	181,675	1,270,207	87.5%
Other Expenses	27,646	27,646	16,283	11,363	41.1%
Travel	4,652	4,652	4,705	(53)	-1.1%
Total	\$ 6,664,290	\$ 6,664,290	\$ 3,858,145	\$ 2,806,145	42.1%



	Original FY 2019 / 20 Budget	Adjusted FY 2019 / 20 Budget	Year to Date Activity	Available Balance	Percent of Budget Available
<b>3710 ID Jail Division</b>					
Salaries	\$ 591,882	\$ 591,882	\$ 405,710	\$ 186,172	31.5%
Salaries Overtime	25,000	25,000	25,370	(370)	-1.5%
Other Salary & Supplements	9,780	9,780	7,147	2,633	26.9%
Employee Benefits	258,485	258,485	207,145	51,340	19.9%
Office Expense & Supplies	20,000	20,000	8,723	11,277	56.4%
Maintenance & Repair	500	500	-	500	100.0%
Professional Services	500	500	-	500	100.0%
Other Services & Charges	500	500	-	500	100.0%
Other Expenses	3,181	3,181	2,214	967	30.4%
Travel	700	700	-	700	100.0%
Total	\$ 910,528	\$ 910,528	\$ 656,309	\$ 254,219	27.9%
<b>3720 Jail</b>					
Salaries	\$ 10,114,411	\$ 10,114,411	\$ 6,202,802	\$ 3,911,609	38.7%
Salaries Overtime	719,000	719,000	1,779,126	(1,060,126)	-147.4%
Other Salary & Supplements	248,116	248,116	212,909	35,207	14.2%
Employee Benefits	4,473,431	4,473,431	3,456,259	1,017,172	22.7%
Other Personnel Expense	-	-	3,471	(3,471)	0.0%
Office Expense & Supplies	186,000	163,000	130,111	32,889	20.2%
Food & Kitchen Expenses	1,485,000	1,485,000	1,065,625	419,375	28.2%
Telephone & Utilities	3,000	3,000	768	2,232	74.4%
Maintenance & Repair	126,500	164,500	116,120	48,380	29.4%
Professional Services	3,000	3,000	-	3,000	100.0%
Special Personnel Services	4,000	4,000	-	4,000	100.0%
Other Services & Charges	181,665	166,665	141,731	24,934	15.0%
Other Expenses	42,262	42,262	28,551	13,711	32.4%
Travel	1,800	1,800	-	1,800	100.0%
Total	\$ 17,588,185	\$ 17,588,185	\$ 13,137,472	\$ 4,450,713	25.3%

	Original FY 2019 / 20 Budget	Adjusted FY 2019 / 20 Budget	Year to Date Activity	Available Balance	Percent of Budget Available
<b>3810 Constable 1</b>					
Salaries	\$ 512,312	\$ 512,312	\$ 368,445	\$ 143,867	<b>28.1%</b>
Salaries Overtime	-	-	5,517	(5,517)	<b>0.0%</b>
Other Salary & Supplements	30,659	30,659	21,291	9,368	<b>30.6%</b>
Employee Benefits	224,706	224,706	173,516	51,190	<b>22.8%</b>
Other Personnel Expense	7,020	7,020	5,265	1,755	<b>25.0%</b>
Office Expense & Supplies	5,100	5,100	4,112	988	<b>19.4%</b>
Telephone & Utilities	1,550	1,550	1,176	374	<b>24.1%</b>
Maintenance & Repair	56,528	56,528	37,558	18,970	33.6%
Professional Services	-	-	-	-	<b>0.0%</b>
Other Services & Charges	10,076	10,076	9,354	722	<b>7.2%</b>
Other Expenses	1,883	1,883	1,326	557	<b>29.6%</b>
Total	\$ 849,834	\$ 849,834	\$ 627,560	\$ 222,274	<b>26.2%</b>
<b>3820 Constable 2</b>					
Salaries	\$ 500,736	\$ 500,736	\$ 344,009	\$ 156,727	<b>31.3%</b>
Other Salary & Supplements	27,680	27,680	21,137	6,543	<b>23.6%</b>
Employee Benefits	233,125	233,125	186,723	46,402	<b>19.9%</b>
Other Personnel Expense	7,020	7,020	5,265	1,755	<b>25.0%</b>
Office Expense & Supplies	5,743	5,743	3,548	2,195	38.2%
Telephone & Utilities	1,950	1,950	1,518	432	<b>22.2%</b>
Maintenance & Repair	54,338	54,338	27,788	26,550	48.9%
Professional Services	1,900	1,900	1,387	513	<b>27.0%</b>
Other Services & Charges	7,756	7,756	4,605	3,151	40.6%
Other Expenses	2,074	2,074	1,450	624	<b>30.1%</b>
Travel	750	750	-	750	100.0%
Total	\$ 843,072	\$ 843,072	\$ 597,431	\$ 245,641	<b>29.1%</b>

	Original FY 2019 / 20 Budget	Adjusted FY 2019 / 20 Budget	Year to Date Activity	Available Balance	Percent of Budget Available
<b>3830 Constable 3</b>					
Salaries	\$ 345,191	\$ 345,191	\$ 251,512	\$ 93,679	<b>27.1%</b>
Salaries Overtime	9,500	9,500	6	9,494	99.9%
Other Salary & Supplements	16,300	16,300	13,905	2,395	<b>14.7%</b>
Employee Benefits	161,178	161,178	121,824	39,355	<b>24.4%</b>
Other Personnel Expense	7,020	7,020	5,265	1,755	<b>25.0%</b>
Office Expense & Supplies	1,800	1,800	1,442	358	<b>19.9%</b>
Telephone & Utilities	1,910	1,910	834	1,076	56.3%
Maintenance & Repair	44,500	44,500	24,005	20,495	46.1%
Professional Services	1,000	1,000	-	1,000	100.0%
Other Services & Charges	8,643	8,643	4,395	4,248	49.2%
Other Expenses	1,667	1,667	1,179	488	<b>29.3%</b>
Travel	1,100	1,100	-	1,100	100.0%
Total	\$ 599,809	\$ 599,809	\$ 424,368	\$ 175,441	<b>29.2%</b>
<b>3840 Constable 4</b>					
Salaries	\$ 387,995	\$ 387,995	\$ 265,768	\$ 122,227	<b>31.5%</b>
Salaries Overtime	4,000	4,000	836	3,164	79.1%
Other Salary & Supplements	19,500	19,500	13,081	6,419	32.9%
Employee Benefits	197,725	197,725	139,907	57,818	<b>29.2%</b>
Other Personnel Expense	7,020	7,020	5,265	1,755	<b>25.0%</b>
Office Expense & Supplies	2,200	2,200	613	1,587	72.1%
Food & Kitchen Expenses	100	100	-	100	100.0%
Telephone & Utilities	2,000	2,000	834	1,166	58.3%
Maintenance & Repair	45,657	45,657	15,757	29,900	65.5%
Professional Services	1,000	1,000	-	1,000	100.0%
Other Services & Charges	5,089	5,089	4,055	1,034	<b>20.3%</b>
Other Expenses	-	-	-	-	<b>0.0%</b>
Total	\$ 673,286	\$ 673,286	\$ 446,117	\$ 227,169	33.7%

	Original FY 2019 / 20 Budget	Adjusted FY 2019 / 20 Budget	Year to Date Activity	Available Balance	Percent of Budget Available
<b>3850 Constable 5</b>					
Salaries	\$ 626,588	\$ 626,588	\$ 455,994	\$ 170,594	27.2%
Salaries Overtime	6,338	6,338	725	5,613	88.6%
Other Salary & Supplements	35,239	35,239	28,025	7,214	20.5%
Employee Benefits	305,017	305,017	229,307	75,710	24.8%
Office Expense & Supplies	6,200	6,200	2,560	3,640	58.7%
Telephone & Utilities	3,600	3,600	2,202	1,398	38.8%
Maintenance & Repair	81,240	83,240	40,463	42,777	51.4%
Professional Services	1,500	1,500	425	1,075	71.7%
Other Services & Charges	30,734	28,734	10,208	18,526	64.5%
Other Expenses	2,959	2,959	2,057	902	30.5%
Travel	3,200	3,200	442	2,758	86.2%
Total	\$ 1,102,615	\$ 1,102,615	\$ 772,408	\$ 330,207	29.9%
<b>Total Law Enforcement &amp; Corrections</b>	\$ 34,502,266	\$ 34,502,590	\$ 24,003,345	\$ 10,499,245	30.4%
<b>Social Services</b>					
<b>4110 Social Services-Administration</b>					
Salaries	\$ 755,997	\$ 755,997	\$ 508,817	\$ 247,180	32.7%
Salaries Overtime	-	39	39	0	0.2%
Other Salary & Supplements	3,720	3,720	2,719	1,001	26.9%
Employee Benefits	294,432	294,432	202,293	92,139	31.3%
Other Personnel Expense	14,401	14,401	14,235	166	1.2%
Office Expense & Supplies	8,100	6,700	4,281	2,419	36.1%
Telephone & Utilities	1,700	1,700	413	1,287	75.7%
Maintenance & Repair	1,000	961	-	961	100.0%
Professional Services	26,511	26,511	138	26,373	99.5%
Special Personnel Services	-	-	-	-	0.0%
Other Services & Charges	38,333	39,733	29,251	10,482	26.4%
Other Expenses	9,626	9,626	5,909	3,717	38.6%
Travel	1,100	1,100	-	1,100	100.0%
Total	\$ 1,154,920	\$ 1,154,920	\$ 768,095	\$ 386,825	33.5%
<b>4120 Direct Social Services</b>					
Food & Kitchen Expenses	\$ 38,000	\$ 38,000	\$ 18,231	\$ 19,769	52.0%
Telephone & Utilities	202,170	202,170	70,287	131,883	65.2%
Other Services & Charges	324,844	324,844	188,402	136,442	42.0%
Total	\$ 565,014	\$ 565,014	\$ 276,920	\$ 288,094	51.0%

	Original FY 2019 / 20 Budget	Adjusted FY 2019 / 20 Budget	Year to Date Activity	Available Balance	Percent of Budget Available
<b>4130 Children Protective Services</b>					
Salaries	\$ 31,803	\$ 31,803	\$ 22,507	\$ 9,296	29.2%
Employee Benefits	18,916	18,916	13,121	5,795	30.6%
Office Expense & Supplies	1,520	1,520	802	718	47.2%
Maintenance & Repair	290	290	-	290	100.0%
Professional Services	400	400	-	400	100.0%
Other Services & Charges	60,000	60,000	30,451	29,549	49.2%
Travel	1,000	1,000	-	1,000	100.0%
Total	\$ 113,929	\$ 113,929	\$ 66,880	\$ 47,049	41.3%
<b>4190 Senior Community Services</b>					
Salaries	\$ 538,867	\$ 538,867	\$ 372,011	\$ 166,856	31.0%
Salaries Overtime	1,000	200	40	160	80.1%
Other Salary & Supplements	29,700	21,900	14,366	7,534	34.4%
Employee Benefits	244,534	244,534	180,933	63,601	26.0%
Office Expense & Supplies	9,500	22,600	20,209	2,391	10.6%
Food & Kitchen Expenses	160,000	167,000	126,446	40,554	24.3%
Telephone & Utilities	5,020	5,020	3,530	1,490	29.7%
Maintenance & Repair	38,500	27,500	21,037	6,463	23.5%
Professional Services	900	400	-	400	100.0%
Other Services & Charges	6,435	6,435	5,540	895	13.9%
Other Expenses	5,058	5,058	3,398	1,660	32.8%
Total	\$ 1,039,514	\$ 1,039,514	\$ 747,510	\$ 292,004	28.1%
<b>4195 Hilltop Community Services</b>					
Salaries	\$ 39,291	\$ 39,291	\$ 27,857	\$ 11,434	29.1%
Other Salary & Supplements	-	-	439	(439)	0.0%
Employee Benefits	16,640	16,640	12,319	4,321	26.0%
Office Expense & Supplies	2,500	2,385	1,509	876	36.7%
Maintenance & Repair	300	300	-	300	100.0%
Professional Services	450	450	380	70	15.6%
Other Expenses	1,208	1,208	796	412	34.1%
Total	\$ 60,389	\$ 60,389	\$ 43,299	\$ 17,090	28.3%
<b>4300 Social Mental Services</b>					
Special Personnel Services	43,847	43,847	3,685	40,162	91.6%
Other Services & Charges	98,214	108,214	46,350	61,864	57.2%
Total	\$ 142,061	\$ 152,061	\$ 50,035	\$ 102,026	67.1%
<b>Total Social Services</b>	\$ 3,075,827	\$ 3,085,827	\$ 1,952,740	\$ 1,133,087	36.7%

	Original FY 2019 / 20 Budget	Adjusted FY 2019 / 20 Budget	Year to Date Activity	Available Balance	Percent of Budget Available
<b>Health, Safety &amp; Sanitation</b>					
<b>5100 Emergency Services</b>					
Other Services & Charges	\$ 39,540	\$ 39,540	\$ 10,000	\$ 29,540	74.7%
Total	\$ 39,540	\$ 39,540	\$ 10,000	\$ 29,540	74.7%
<b>5105 Emergency Management</b>					
Salaries	\$ 140,213	\$ 140,213	\$ 100,033	\$ 40,180	<b>28.7%</b>
Salaries Overtime	500	500	7,536	(7,036)	<b>-1407.3%</b>
Other Salary & Supplements	-	-	323	(323)	<b>0.0%</b>
Employee Benefits	47,807	47,807	41,726	6,081	<b>12.7%</b>
Other Personnel Expense	-	-	144	(144)	<b>0.0%</b>
Office Expense & Supplies	4,575	4,575	3,373	1,202	<b>26.3%</b>
Food & Kitchen Expenses	-	-	348	(348)	<b>0.0%</b>
Telephone & Utilities	19,500	19,500	4,971	14,529	74.5%
Maintenance & Repair	6,500	6,500	767	5,733	88.2%
Professional Services	3,500	3,500	344	3,156	90.2%
Other Services & Charges	26,156	26,156	20,240	5,917	<b>22.6%</b>
Other Expenses	650	650	-	650	100.0%
Travel	6,000	6,000	-	6,000	100.0%
Total	\$ 255,401	\$ 255,401	\$ 179,804	\$ 75,597	<b>29.6%</b>
<b>5200 911 Program</b>					
Salaries	\$ 33,543	\$ 33,543	\$ 26,489	\$ 7,054	<b>21.0%</b>
Salaries Overtime	-	-	-	-	<b>0.0%</b>
Other Salary & Supplements	840	840	614	226	<b>26.9%</b>
Employee Benefits	15,558	15,558	12,112	3,446	<b>22.1%</b>
Office Expense & Supplies	523	523	207	316	60.4%
Telephone & Utilities	420	420	-	420	100.0%
Maintenance & Repair	1,100	1,100	44	1,056	96.0%
Professional Services	700	700	403	297	42.4%
Other Services & Charges	566	566	477	89	<b>15.7%</b>
Travel	600	600	-	600	100.0%
Total	\$ 53,850	\$ 53,850	\$ 40,346	\$ 13,504	<b>25.1%</b>

	Original FY 2019 / 20 Budget	Adjusted FY 2019 / 20 Budget	Year to Date Activity	Available Balance	Percent of Budget Available
<b>5220 Environmental Enforcement</b>					
Salaries	\$ 78,603	\$ 78,603	\$ 59,568	\$ 19,035	24.2%
Salaries Overtime	1,000	1,000	1,798	(798)	-79.8%
Other Salary & Supplements	780	780	570	210	26.9%
Employee Benefits	26,923	26,923	21,296	5,627	20.9%
Office Expense & Supplies	775	775	428	347	44.8%
Telephone & Utilities	10,000	10,000	6,810	3,190	31.9%
Maintenance & Repair	10,000	10,000	3,923	6,077	60.8%
Professional Services	11,575	11,575	7,901	3,674	31.7%
Other Services & Charges	2,056	2,056	626	1,430	69.6%
Travel	2,088	2,088	110	1,978	94.7%
Total	\$ 143,800	\$ 143,800	\$ 103,029	\$ 40,771	28.4%
<b>5330 Animal Control</b>					
Salaries	\$ 215,301	\$ 215,301	\$ 151,637	\$ 63,664	29.6%
Salaries Overtime	6,500	6,500	2,549	3,951	60.8%
Other Salary & Supplements	1,560	1,560	1,140	420	26.9%
Employee Benefits	101,480	101,480	77,758	23,722	23.4%
Office Expense & Supplies	2,750	2,750	1,466	1,284	46.7%
Food & Kitchen Expenses	2,500	2,500	86	2,414	96.5%
Telephone & Utilities	6,500	6,500	2,263	4,237	65.2%
Maintenance & Repair	32,499	32,499	13,725	18,774	57.8%
Professional Services	1,350	1,350	676	674	49.9%
Other Services & Charges	15,143	15,143	6,321	8,822	58.3%
Other Expenses	1,143	1,143	735	408	35.7%
Travel	1,000	1,000	301	699	69.9%
Total	\$ 387,726	\$ 387,726	\$ 258,659	\$ 129,067	33.3%
<b>Total Health, Safety &amp; Sanitation</b>	\$ 880,317	\$ 880,317	\$ 591,839	\$ 288,478	32.8%

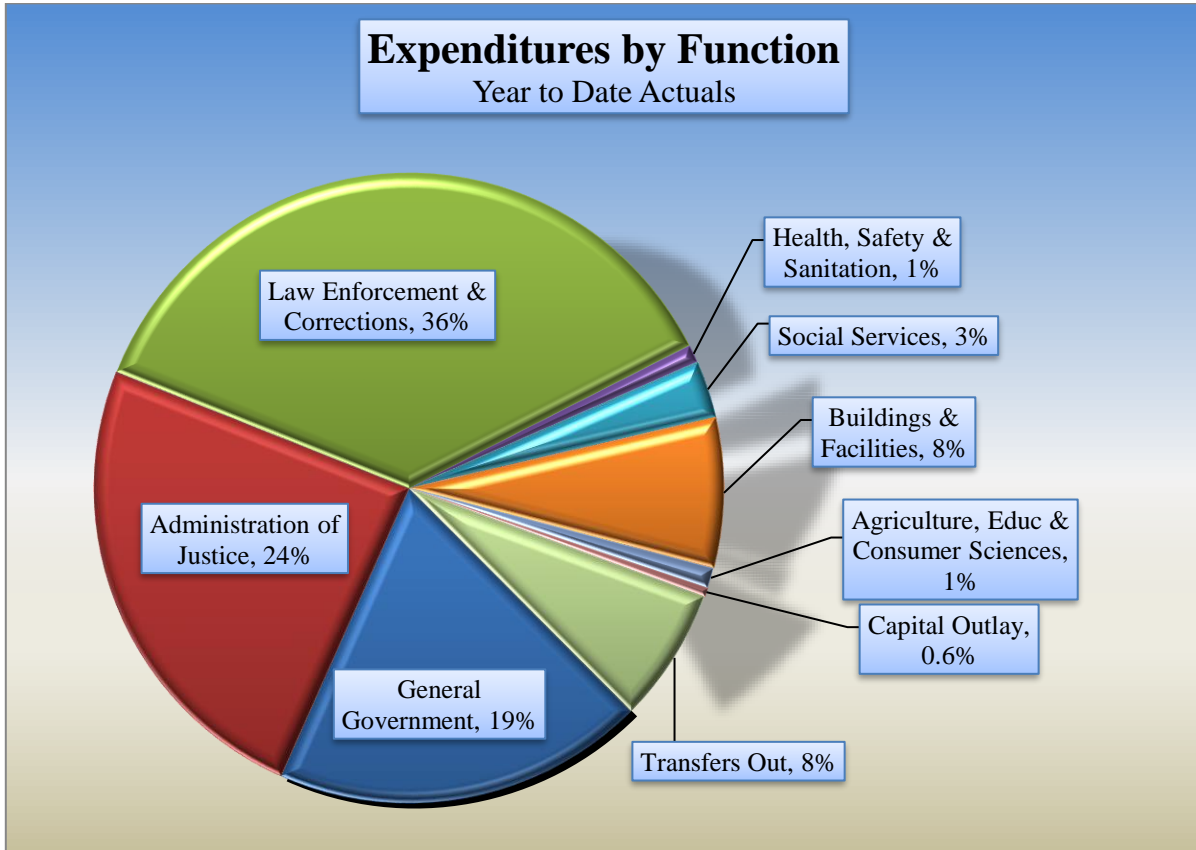
	Original FY 2019 / 20 Budget	Adjusted FY 2019 / 20 Budget	Year to Date Activity	Available Balance	Percent of Budget Available
<b>Agriculture, Educ &amp; Consumer Scs</b>					
<b>6110 Agricultural Extension</b>					
Salaries	\$ 135,200	\$ 135,200	\$ 90,089	\$ 45,111	33.4%
Salaries Overtime	-	33	33	0	0.0%
Other Salary & Supplements	54,015	54,015	39,911	14,104	26.1%
Employee Benefits	66,869	66,869	45,295	21,574	32.3%
Office Expense & Supplies	4,850	4,817	1,782	3,035	63.0%
Telephone & Utilities	2,200	2,200	1,439	761	34.6%
Maintenance & Repair	14,900	14,900	5,076	9,824	65.9%
Professional Services	1,500	1,500	50	1,450	96.7%
Other Services & Charges	7,136	7,136	5,042	2,094	29.3%
Other Expenses	5,891	5,891	4,014	1,877	31.9%
Travel	12,000	12,000	4,030	7,971	66.4%
Total	\$ 304,561	\$ 304,561	\$ 196,761	\$ 107,800	35.4%
<b>6210 Family &amp; Consumer Sciences</b>					
Salaries	\$ 33,925	\$ 33,925	\$ 23,925	\$ 10,000	29.5%
Other Salary & Supplements	20,975	20,975	15,712	5,263	25.1%
Employee Benefits	20,252	20,252	12,735	7,517	37.1%
Office Expense & Supplies	2,750	2,750	1,915	835	30.3%
Food & Kitchen Expenses	300	300	37	263	87.7%
Telephone & Utilities	2,700	2,700	1,509	1,191	44.1%
Maintenance & Repair	5,000	5,000	2,130	2,870	57.4%
Professional Services	1,000	1,000	-	1,000	100.0%
Other Services & Charges	806	806	395	411	51.0%
Other Expenses	5,891	5,891	4,014	1,877	31.9%
Travel	3,000	3,000	1,722	1,278	42.6%
Total	\$ 96,599	\$ 96,599	\$ 64,093	\$ 32,506	33.6%



	Original FY 2019 / 20 Budget	Adjusted FY 2019 / 20 Budget	Year to Date Activity	Available Balance	Percent of Budget Available
<b>6310 County Library</b>					
Salaries	\$ 296,504	\$ 315,854	\$ 214,767	\$ 101,087	32.0%
Other Salary & Supplements	42,105	14,162	13,343	819	5.8%
Employee Benefits	130,180	138,773	100,058	38,715	27.9%
Other Personnel Expense	17,500	17,500	7,434	10,066	57.5%
Office Expense & Supplies	25,000	19,500	10,560	8,940	45.8%
Telephone & Utilities	1,600	1,600	944	656	41.0%
Maintenance & Repair	4,000	8,500	568	7,932	93.3%
Professional Services	23,000	33,944	27,027	6,917	20.4%
Other Services & Charges	63,000	51,831	37,686	14,145	27.3%
Other Expenses	7,362	7,362	5,472	1,890	25.7%
Travel	5,500	6,725	4,077	2,648	39.4%
Total	\$ 615,751	\$ 615,751	\$ 421,935	\$ 193,816	31.5%
<b>Total Agriculture, Education &amp; Consumer Sciences</b>	\$ 1,016,911	\$ 1,016,911	\$ 682,790	\$ 334,121	32.9%
<b>Capital Outlay</b>					
<b>1900 Capital Outlay</b>					
Office Expense & Supplies	\$ 145,000	\$ 145,000	\$ 40,625	\$ 104,375	72.0%
Maintenance & Repair	85,000	85,000	14,632	70,368	82.8%
Reserve Appropriations	237,695	237,695	-	237,695	100.0%
Capital Outlay	590,000	590,000	262,241	327,759	55.6%
Total	\$ 1,057,695	\$ 1,057,695	\$ 317,498	\$ 740,197	70.0%
<b>Total Capital Outlay</b>	\$ 1,057,695	\$ 1,057,695	\$ 317,498	\$ 740,197	70.0%
<b>Transfers Out</b>					
<b>9110 Transfers</b>					
Operating Transfers-Out	\$ 9,100,936	\$ 9,100,936	\$ 4,552,065	\$ 4,548,871	50.0%
Total	\$ 9,100,936	\$ 9,100,936	\$ 4,552,065	\$ 4,548,871	50.0%
<b>Total Transfers Out</b>	\$ 9,100,936	\$ 9,100,936	\$ 4,552,065	\$ 4,548,871	50.0%
<b>Grand Total General Fund</b>	\$ 105,045,896	\$ 105,045,896	\$ 65,797,622	\$ 39,248,274	37.4%

**Nueces County, Texas  
General Fund  
June 30, 2020**

**General Fund Expenditures by Function  
Year to Date Actuals**



<b>Function</b>	<b>Year to Date Actuals</b>	<b>Percent of Total</b>
General Government	\$12,608,927	19%
Administration of Justice	16,032,573	24%
Law Enforcement & Corrections	24,003,345	36%
Health, Safety & Sanitation	591,839	1%
Social Services	1,952,740	3%
Buildings & Facilities	5,055,845	8%
Agriculture, Educ & Consumer Sciences	682,790	1%
Capital Outlay	317,498	0%
Transfers Out	4,552,065	7%
<b>Total</b>	<b>\$65,797,622</b>	<b>100%</b>

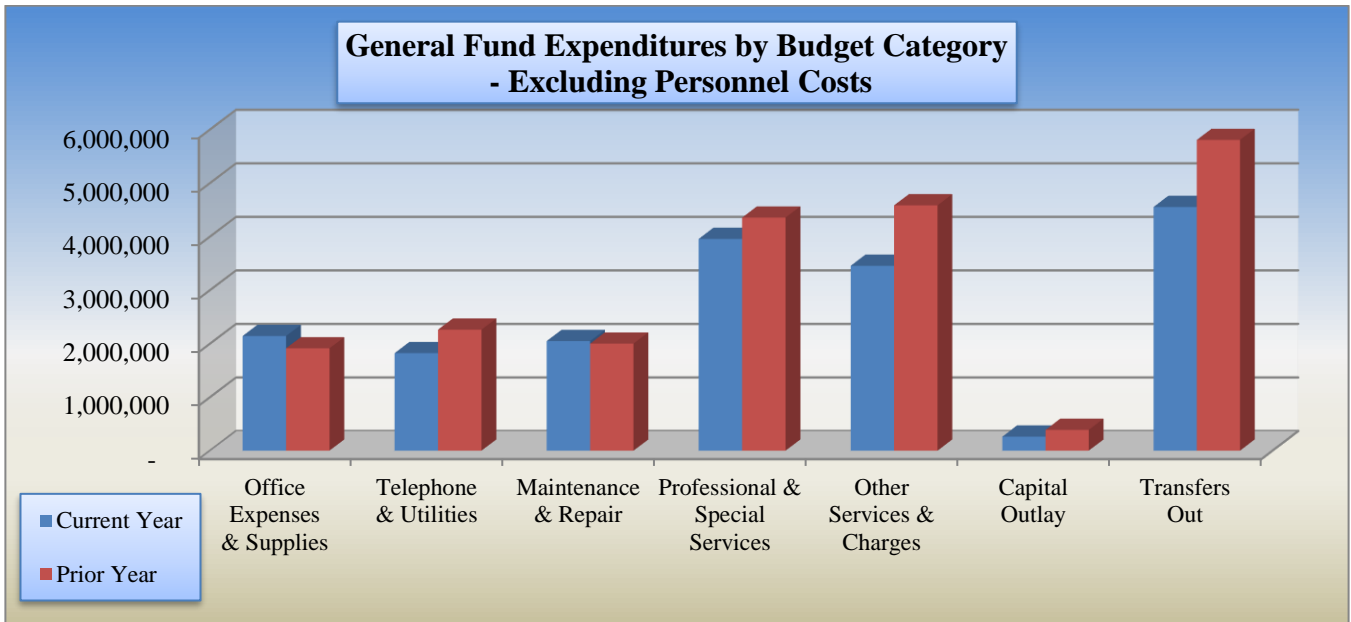
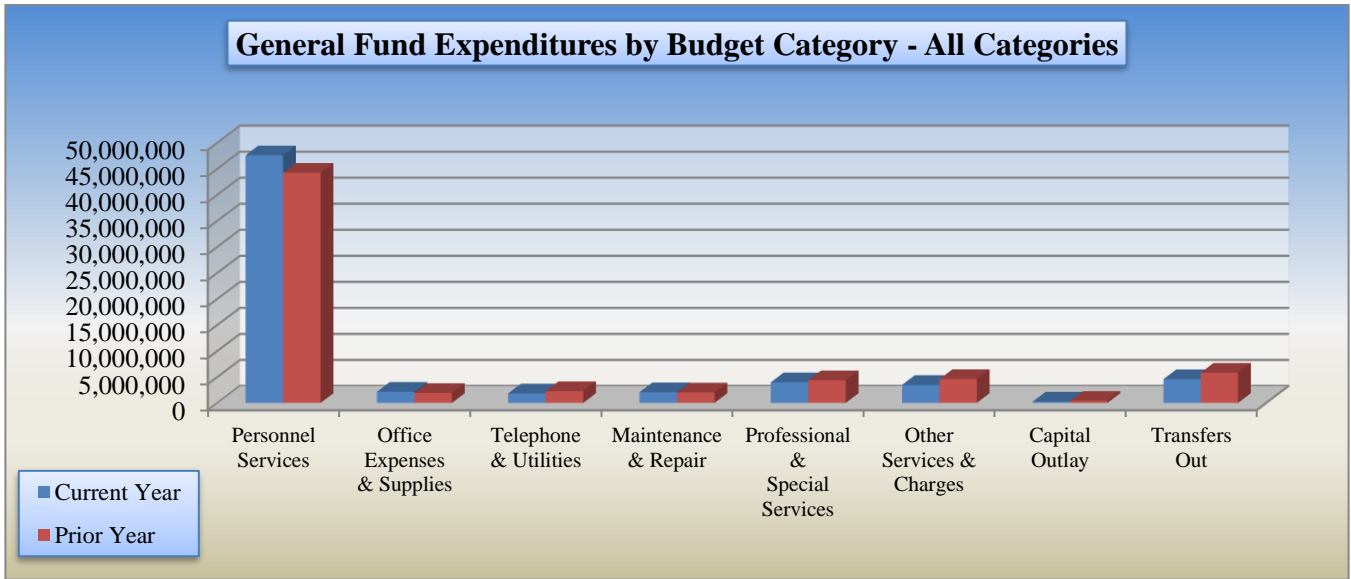
**Nueces County, Texas**  
**Comparison of Current Year to Prior Year Expenditures**  
**General Fund**  
**June 2019 vs June 2020**

	2019 - 2020 Fiscal Year to Date <u>Actual</u>	2018 - 2019 Prior Year to Date <u>Actual</u>	Increase (Decrease)	Current to Prior Year Percentage Change
Salaries and Supplements	\$ 33,394,935	\$ 31,085,388	\$ 2,309,547	7.4%
Employee Benefits	13,877,519	12,883,027	994,492	7.7%
Other Personnel Expense	293,617	244,044	49,573	20.3%
Office Expense & Supplies	803,225	809,180	(5,954)	-0.7%
Food & Kitchen Expenses	1,337,740	1,102,409	235,331	21.3%
Telephone & Utilities	1,821,694	2,260,611	(438,917)	-19.4%
Maint & Repair	2,046,462	1,999,005	47,457	2.4%
Professional Services	1,783,563	1,278,916	504,647	39.5%
Special Personnel Services	2,171,622	3,074,077	(902,455)	-29.4%
Other Services & Charges	3,049,105	4,101,864	(1,052,759)	-25.7%
Other Expense	288,758	309,730	(20,973)	-6.8%
Travel	115,075	170,834	(55,759)	-32.6%
Capital Outlay	262,241	387,819	(125,579)	-32.4%
Transfer to Other Funds	4,552,065	5,804,279	(1,252,214)	-21.6%
<b>Total General Fund Expenditures</b>	<b>\$ <u>65,797,622</u></b>	<b>\$ <u>65,511,184</u></b>	<b>\$ <u>286,438</u></b>	<b>0.4%</b>

	Personnel Services	Office Expenses & Supplies	Telephone & Utilities	Maintenance & Repair	Professional & Special Services	Other Services & Charges	Capital Outlay	Transfers Out	Total
Current Year	47,566,071	2,140,966	1,821,694	2,046,462	3,955,185	3,452,938	262,241	4,552,065	65,797,622
Prior Year	44,212,459	1,911,589	2,260,611	1,999,005	4,352,993	4,582,429	387,819	5,804,279	65,511,184

**Nueces County, Texas  
General Fund  
June 30, 2020**

**General Fund 2 Year Comparison  
Year to Date Actuals**



**Nueces County, Texas**  
**Statement of Expenditures Budget to Actual**  
**Road and Bridge Fund**  
**June 30, 2020**

	Original FY 2019/20 Budget	Adjusted FY 2019/20 Budget	Year to Date Activity	Available Balance	Percent of Budget Available
<b><u>Road &amp; Bridge</u></b>					
Salaries	\$ 2,911,093	\$ 2,911,093	\$ 1,640,044	\$ 1,271,049	44%
Employee Benefits	1,234,847	1,234,847	803,992	430,855	35%
Other Personnel Expense	10,688	10,688	2,496	8,192	77%
Office Expense & Supplies	16,186	65,286	55,293	9,993	15%
Food & Kitchen Expenses	-	-	-	-	0%
Telephone & Utilities	111,632	111,632	39,844	71,788	64%
Maint & Repair -Equip &	395,000	395,000	341,307	53,693	14%
Gasoline & Fuel	325,000	325,000	108,070	216,930	67%
Maint & Repair -Bldgs & Grounds	110,000	102,900	57,685	45,215	44%
Maint & Repair -Roads & Bridges	2,634,000	2,634,000	1,878,906	755,094	29%
Professional Services	70,000	70,000	35,543	34,457	49%
Reserve Apropriation	100,000	100,000	-	100,000	100%
Other Services & Charges	106,626	99,626	70,671	28,955	29%
Other Expense	61,204	61,204	5,613	55,591	91%
Travel	6,000	6,000	846	5,154	86%
Capital Outlay	527,604	492,604	336,362	156,242	32%
Operating Transfers-Out	16,080	16,080	12,060	4,020	25%
<b>Subtotal - Road &amp; Bridge</b>	<b>\$ 8,635,960</b>	<b>\$ 8,635,960</b>	<b>\$ 5,388,732</b>	<b>\$ 3,247,228</b>	<b>38%</b>
<b><u>Engineering</u></b>					
Salaries	\$ 352,552	\$ 355,777	\$ 226,246	\$ 129,531	36%
Salary - Department Head	69,046	69,046	51,139	17,907	26%
Employee Benefits	170,153	170,153	132,244	37,909	22%
Other Personnel Expense	13,800	13,800	2,368	11,432	83%
Office Expense & Supplies	7,550	7,550	2,211	5,339	71%
Maint & Repair -Equip &	3,000	3,000	1,355	1,645	55%
Gasoline / Fuel	3,500	3,500	2,135	1,365	39%
Professional Services	22,966	19,741	6,383	13,358	68%
Other Services & Charges	13,145	13,145	11,243	1,902	14%
Travel	-	-	-	-	0%
Travel	4,000	4,000	-	4,000	100%
Capital Outlay	8,000	8,000	-	8,000	100%
<b>Subtotal Engineering</b>	<b>\$ 667,712</b>	<b>\$ 667,712</b>	<b>\$ 435,323</b>	<b>\$ 232,389</b>	<b>35%</b>
Road & Bridge Operating Net	<b>\$ 7,968,248</b>	<b>\$ 7,968,248</b>	<b>\$ 4,953,409</b>	<b>\$ 3,014,839</b>	
<b><u>Road Right of Way</u></b>					
Professional Services	\$ -	\$ -	\$ -	\$ -	0%
Other Services & Charges	128,296	128,296	-	128,296	100%
<b>Subtotal - Road Right of Way</b>	<b>\$ 128,296</b>	<b>\$ 128,296</b>	<b>\$ -</b>	<b>\$ 128,296</b>	<b>100%</b>
Total Expenditures Road & Bridge	<b>\$ 9,431,968</b>	<b>\$ 9,431,968</b>	<b>\$ 5,824,055</b>	<b>\$ 3,607,913</b>	<b>38%</b>

**Nueces County, Texas**  
**Comparison of Current Year to Prior Year Expenditures**  
**Road and Bridge Fund**  
**June 2019 vs June 2020**

<b><u>Road &amp; Bridge</u></b>	2019 - 20 Fiscal Year to Date <u>Actual</u>	2018 - 19 Prior Year to Date <u>Actual</u>	Increase (Decrease)	Current to Prior Year Percentage Change
Salaries	\$ 1,917,429	\$ 1,824,065	\$ 93,363	5.1%
Employee benefits	936,237	905,368	30,869	3.4%
Other Personnel Expense	4,864	15,458	(10,595)	-68.5%
Office Expense & Supplies	57,503	15,606	41,897	268.5%
Telephone & Utilities	39,844	39,245	600	1.5%
Maintenance & Repair	2,389,457	1,556,510	832,947	53.5%
Professional Services	41,926	50,820	(8,895)	-17.5%
Other Services & Charges	81,914	65,232	16,683	25.6%
Other Expense	5,613	7,305	(1,692)	-23.2%
Travel	846	2,357	(1,512)	-64.1%
Capital Outlay	336,362	482,484	(146,122)	-30.3%
Transfer to Other Funds	12,060	16,080	(4,020)	-25.0%
<b>Total Expenditures Road &amp; Bridge</b>	<b>\$ <u>5,824,055</u></b>	<b>\$ <u>4,980,531</u></b>	<b>\$ <u>843,524</u></b>	<b>16.9%</b>

**Nueces County, Texas**  
**Statement of Expenditures Budget to Actual**  
**Inland and Coastal Parks Fund**  
**June 30, 2020**

	Original FY 2019/20 Budget	Adjusted FY 2019/20 Budget	Year to Date Activity	Remaining Balance	Percent of Budget Available
<b><u>Inland Parks</u></b>					
Salaries	\$ 835,539	\$ 852,539	\$ 571,232	\$ 281,307	33.0%
Employee Benefits	402,772	402,772	302,417	100,355	24.9%
Office Expense & Supplies	12,051	28,051	30,406	(2,355)	-8.4%
Telephone & Utilities	197,520	197,520	85,902	111,618	56.5%
Maint & Repair - Equip & Veh	50,000	50,000	50,611	(611)	-1.2%
Gasoline/Fuel	55,000	55,000	27,348	27,652	50.3%
Maint & Repair - Bldg & Grounds	223,499	185,499	66,165	119,334	64.3%
Professional Services	5,000	5,000	850	4,150	83.0%
Other Services & Charges	41,366	46,366	35,433	10,933	23.6%
Other Expense	1,011	1,011	735	276	27.3%
Travel	1,000	1,000	478	522	52.2%
Capital Outlay	153,556	153,556	47,820	105,736	68.9%
<b>Total Expenditures - Inland Parks</b>	<b>\$ 1,978,314</b>	<b>\$ 1,978,314</b>	<b>\$ 1,219,396</b>	<b>\$ 758,918</b>	<b>38.4%</b>
<b><u>Coastal Parks</u></b>					
Salaries	\$ 902,357	\$ 902,357	\$ 575,201	\$ 327,156	36.3%
Employee Benefits	362,941	362,941	279,153	83,788	23.1%
Other Personnel Expense	-	-	-	-	0.0%
Office Expense & Supplies	22,200	22,200	19,799	2,401	10.8%
Telephone & Utilities	585,000	585,000	187,090	397,910	68.0%
Maint & Repair - Equip & Veh	30,000	60,000	47,825	12,175	20.3%
Gasoline/Fuel	33,428	33,428	15,593	17,835	53.4%
Maint & Repair - Bldg & Grounds	194,000	113,500	82,338	31,162	27.5%
Professional Services	70,000	40,000	601	39,399	98.5%
Special Personnel Services	4,900	4,900	-	4,900	100.0%
Other Services & Charges	430,614	430,614	192,652	237,962	55.3%
Other Expense	89,138	73,588	4,111	69,477	94.4%
Travel	4,000	4,000	-	4,000	100.0%
Capital Outlay	56,565	56,565	30,780	25,785	45.6%
<b>Subtotal - Coastal Parks</b>	<b>\$ 2,785,143</b>	<b>\$ 2,689,093</b>	<b>\$ 1,435,142</b>	<b>\$ 1,253,951</b>	<b>46.6%</b>
<b><u>Beach Improvements</u></b>					
Salaries	\$ 40,000	\$ 39,500	\$ -	\$ 39,500	100.0%
Office Expense & Supplies	-	100	100	-	0.0%
Maint & Repair - Equip & Veh	20,000	20,000	-	20,000	100.0%
Maint & Repair - Bldg & Grounds	20,000	20,000	8,655	11,345	56.7%
Professional Services	20,000	20,000	3,300	16,700	83.5%
Other Expense	-	5,000	4,922	78	1.6%
Other Services & Charges	-	-	120	(120)	0.0%
Contingency Appropriations	128,186	128,086	-	128,086	100.0%
<b>Subtotal - Beach Improvements</b>	<b>\$ 228,186</b>	<b>\$ 232,686</b>	<b>\$ 17,097</b>	<b>\$ 215,589</b>	<b>92.7%</b>
<b><u>Pier Fund</u></b>					
Salaries	\$ 81,767	\$ 82,267	\$ 26,313	\$ 55,954	68.0%
Employee Benefits	6,825	6,825	2,105	4,720	69.2%
Telephone & Utilities	3,700	3,700	1,414	2,286	61.8%
Maint & Repair Bldg & Grounds	3,500	83,500	64,199	19,301	23.1%
Other Services & Charges	1,000	1,500	761	739	49.3%
Other Expense	-	10,550	10,231	319	3.0%
Transfer to Other Funds	200,000	200,000	-	200,000	100.0%
<b>Subtotal - Pier Fund</b>	<b>\$ 296,792</b>	<b>\$ 388,342</b>	<b>\$ 105,023</b>	<b>\$ 283,319</b>	<b>73.0%</b>
<b>Total Expenditures - Coastal Parks</b>	<b>\$ 3,310,121</b>	<b>\$ 3,310,121</b>	<b>\$ 1,557,262</b>	<b>\$ 1,752,859</b>	<b>53.0%</b>





**Nueces County, Texas**  
**Comparison of Current Year to Prior Year Expenditures**  
**Inland and Coastal Parks Fund**  
**June 2019 vs June 2020**

	2019 - 20 Fiscal Year to Date Activity	2018 - 19 Prior Year to Date Activity	Increase (Decrease)	Current to Prior Year Percentage Change
<b><u>Inland Parks</u></b>				
Salaries	\$ 571,232	\$ 485,720	\$ 85,511	18%
Employee Benefits	302,417	278,084	24,333	9%
Office Expense & Supplies	30,406	11,948	18,457	154%
Telephone & Utilities	85,902	106,075	(20,173)	-19%
Maintenance & Repair	116,776	119,286	(2,510)	-2%
Gasoline/Fuel	27,348	40,126	(12,778)	-32%
Professional Services	850	1,650	(800)	-48%
Other Services & Charges	35,433	25,364	10,069	40%
Other Expense	735	697	39	6%
Capital Outlay	47,820	84,300	(36,481)	-43%
<b>Total Expenditures - Inland Parks</b>	<b>\$ 1,219,396</b>	<b>\$ 1,153,250</b>	<b>\$ 66,146</b>	<b>6%</b>
<b><u>Coastal Parks</u></b>				
Salaries	\$ 575,201	\$ 457,638	\$ 117,563	26%
Employee Benefits	279,153	216,547	62,606	29%
Other Personnel Expense	-	-	-	0%
Office Expense & Supplies	19,799	21,640	(1,841)	-9%
Telephone & Utilities	187,090	291,041	(103,951)	-36%
Maintenance & Repair	145,756	152,068	(6,312)	-4%
Professional Services	601	500	101	20%
Special Personnel Services	-	1,400	(1,400)	-100%
Other Services & Charges	192,652	210,280	(17,628)	-8%
Other Expense	4,111	8,637	(4,525)	-52%
Travel	-	1,976	(1,976)	-100%
Capital Outlay	30,780	29,975	805	3%
<b>Subtotal - Coastal Parks</b>	<b>\$ 1,435,142</b>	<b>\$ 1,391,701</b>	<b>\$ 43,441</b>	<b>3%</b>
<b><u>Beach Improvements</u></b>				
Office Expense & Supplies	\$ 100	\$ -	\$ 100	0%
Maint & Repair	8,655	2,404	6,251	260%
Professional Services	3,300	24,500	(21,200)	-87%
Other Services & Charges	120	-	120	0%
Other Expense	4,922	-	4,922	0%
<b>Subtotal - Beach Improvements</b>	<b>\$ 17,097</b>	<b>\$ 26,904</b>	<b>\$ (9,808)</b>	<b>-36%</b>
<b><u>Pier Fund</u></b>				
Salaries	\$ 26,313	\$ 30,166	\$ (3,854)	-13%
Employee Benefits	2,105	2,435	(330)	-14%
Telephone & Utilities	1,414	2,661	(1,246)	-47%
Maint & Repair Bldg & Grounds	64,199	1,675	62,524	3733%
Other Services & Charges	761	157	604	385%
Other Expense	10,231	-	10,231	0%
Transfer to Other Funds	-	505,000	(505,000)	-100%
<b>Subtotal - Pier Fund</b>	<b>\$ 105,023</b>	<b>\$ 542,094</b>	<b>\$ (437,071)</b>	<b>-81%</b>
<b>Total Expenditures Coastal Parks</b>	<b>\$ 1,557,262</b>	<b>\$ 1,960,699</b>	<b>\$ (403,438)</b>	<b>-21%</b>

**Nueces County, Texas**  
**Statement of Expenditures Budget to Actual**  
**Airport Fund**  
**June 30, 2020**

	Original FY 2019/20 Budget	Adjusted FY 2019/20 Budget	Year to Date Activity	Balance	Percent of Budget Available
<b>Airport</b>					
Salaries	\$ 43,077	\$ 43,077	\$ 31,464	\$ 11,613	27.0%
Employee Benefits	18,282	18,282	14,594	3,688	20.2%
Other Personnel Expense	1,440	1,440	1,052	388	26.9%
Office Expense & Supplies	4,500	4,500	1,020	3,480	77.3%
Telephone & Utilities	36,248	36,248	12,006	24,242	66.9%
Maintenance & Repair - Equipment & Vehicles	2,000	1,780	4	1,776	99.8%
Gasoline/Fuel	2,000	2,000	-	2,000	100.0%
Maintenance & Repair - Bldg & Grounds	29,109	29,109	21,132	7,977	27.4%
Professional Services	6,785	6,785	1,627	5,158	76.0%
Contingency Appropriations	29,924	29,924	-	29,924	100.0%
Other Services & Charges	5,439	5,439	4,985	454	8.3%
Other Expense	1,298	1,298	837	461	35.6%
Travel	2,000	-	-	-	0.0%
Capital Outlay	10,000	12,220	11,018	1,202	9.8%
Transfer to Other Funds	50,000	50,000	30,150	19,850	39.7%
<b>Total Expenditures Airport</b>	<b>\$ 242,102</b>	<b>\$ 242,102</b>	<b>\$ 129,890</b>	<b>\$ 112,212</b>	<b>46.3%</b>

**Nueces County, Texas**  
**Comparison of Current Year to Prior Year Expenditures**  
**Airport Fund**  
**June 2019 vs June 2020**

	2019 - 20 Fiscal Year to Actual	2018 - 19 Prior Year to Actual	Increase (Decrease)	Current to Prior Year Percentage Change
<b>Airport</b>				
Salaries	\$ 31,464	\$ 30,111	\$ 1,353	4.5%
Employee Benefits	14,594	13,890	704	5.1%
Other Personnel Expense	1,052	-	1,052	0.0%
Office Expense & Supplies	1,020	7,263	(6,243)	-86.0%
Telephone & Utilities	12,006	14,698	(2,692)	-18.3%
Maintenance & Repair - Equipment & Vehicles	4	-	4	0.0%
Maintenance & Repair - Bldg & Grounds	21,132	22,762	(1,630)	-7.2%
Professional Services	1,627	2,732	(1,105)	-40.4%
Other Services & Charges	4,985	4,023	963	23.9%
Other Expense	837	898	(61)	-6.8%
Travel	-	1,127	(1,127)	-100.0%
Capital Outlay	11,018	-	11,018	0.0%
Transfer to Other Funds	30,150	20,339	9,811	48.2%
<b>Total Expenditures Airport</b>	<b>\$ 129,890</b>	<b>\$ 117,844</b>	<b>\$ 12,046</b>	<b>10.2%</b>



**Nueces County, Texas**  
**Commissioners Court – Special Revenue**  
**June 30, 2020**

	Original FY 2019/20 Budget	Adjusted FY 2019/20 Budget	Year to Date Activity	Available Balance
<b><u>County Judge - Department 0136</u></b>				
5210 Office Expense & supplies	\$ -	\$ -	\$ 380	\$ (380)
5220 Food & Kitchen Expense	-	575	575	-
5300 Professional Services Expense	-	25,000	-	25,000
5305 Administrative & Consultant Fees	-	-	14,583	(14,583)
5350 Contingency Appropriation	467,469	432,037	-	432,037
5410 Other Services & Charges	20,000	25,000	23,085	1,915
5540 Travel Expenses	-	4,857	2,390	2,467
Total Expenditures	<b>\$ 487,469</b>	<b>\$ 487,469</b>	<b>\$ 41,014</b>	<b>\$ 446,455</b>
<b><u>Commissioner Precinct 1 - Department 1387</u></b>				
5350 Contingency Appropriation	\$ 434,663	\$ 434,663	\$ -	\$ 434,663
5410 Other Services & Charges	20,000	20,000	9,947	10,053
5443 Inter-Local Agreements	-	-	-	-
Total Expenditures	<b>\$ 454,663</b>	<b>\$ 454,663</b>	<b>\$ 9,947</b>	<b>\$ 444,716</b>
<b><u>Commissioner Precinct 2 - Department 0137</u></b>				
5230 Telephone & Utilities	\$ -	\$ 747	\$ 747	\$ (0)
5260 Maint & Repair-Bldgs & Grounds	-	-	27,711	(27,711)
5350 Contingency Appropriation	158,906	158,159	-	158,159
5410 Other Services & Charges	20,000	18,500	13,989	4,511
Total Expenditures	<b>\$ 178,906</b>	<b>\$ 177,406</b>	<b>\$ 42,448</b>	<b>\$ 134,958</b>
<b><u>Commissioner Precinct 2 - Department 1300</u></b>				
5350 Contingency Appropriation	\$ 3,554	\$ 3,554	\$ -	\$ 3,554
5680 Non-Capital Outlay <\$5,000	-	-	-	-
Total Expenditures	<b>\$ 3,554</b>	<b>\$ 3,554</b>	<b>\$ -</b>	<b>\$ 3,554</b>
<b><u>Commissioner Precinct 3 - Department 1388</u></b>				
5210 Office Expense & Supplies	\$ -	\$ -	\$ 211	\$ (211)
5270 Maint & Repair-Roads & Bridges	-	600	342	258
5350 Contingency Appropriation	421,050	412,359	-	412,359
5410 Other Services & Charges	20,000	20,000	18,965	1,035
5610 Capital Outlay	-	6,291	6,191	100
Total Expenditures	<b>\$ 441,050</b>	<b>\$ 439,250</b>	<b>\$ 25,709</b>	<b>\$ 413,541</b>
<b><u>Commissioner Precinct 4 - Department 0138</u></b>				
5300 Professional Services Expense	\$ -	\$ 5,500	\$ 339	\$ 5,161
5305 Administrative & Consultant Fees	-	-	5,000	(5,000)
5350 Contingency Appropriation	238,237	219,774	-	219,774
5410 Other Services & Charges	20,000	32,335	22,500	9,835
5540 Travel Expenses	-	628	628	(0)
Total Expenditures	<b>\$ 258,237</b>	<b>\$ 258,237</b>	<b>\$ 28,467</b>	<b>\$ 229,770</b>
Total	<b>\$ 1,823,879</b>	<b>\$ 1,820,579</b>	<b>\$ 147,585</b>	<b>\$ 1,672,994</b>

**Nueces County, Texas**  
**Commissioners Court - Diabetes Funds**  
**For the 9 Months Ended June 30, 2020**

County Judge Diabetic Fund - Project 511005		
	FY 19 - 20 Appropriations	\$ <u>10,000</u>
	Total Diabetes Expenses	<u>-</u>
	Available Balance	\$ <u>10,000</u>
Commissioner Precinct 1 - Project 511001		
	FY 19 - 20 Appropriations	\$ 10,000
5443	Interlocal Agreement	<u>(6,000)</u>
	Total Diabetes Expenses	<u>(6,000)</u>
	Available Balance	\$ <u>4,000</u>
Commissioner Precinct 2 - Project 511002		
	FY 19 - 20 Appropriations	\$ 10,000
5221	Food & Edible Items	(166)
5225	Kitchen Supplies & Tools	(27)
5443	Interlocal Agreement	(5,500)
5487	Other Outside Agencies	<u>(218)</u>
	Total Diabetes Expenses	<u>(5,911)</u>
	Available Balance	\$ <u>4,089</u>
Commissioner Precinct 3 - Project 511003		
	FY 19 - 20 Appropriations	\$ 10,000
5221	Food & Edible Items	(291)
5433	Educational & Demo Supplies	(50)
5443	Interlocal Agreement	(5,000)
5487	Other Outside Agencies	<u>(445)</u>
	Total Diabetes Expenses	<u>(5,786)</u>
	Available Balance	\$ <u>4,214</u>
Commissioner Precinct 4 - Project 511004		
	FY 19 - 20 Appropriations	\$ 10,000
	Total Diabetes Expenses	<u>-</u>
	Available Balance	\$ <u>10,000</u>
	<b>Total Annual Diabetes Fund</b>	\$ 50,000
	<b>Total Year-to-Date Expenses</b>	<u>(17,697)</u>
	<b>Available Balance</b>	<u><u>\$ 32,303</u></u>

**Nueces County, Texas**  
**Commissioners Court - RTA Funds**  
**June 30, 2020**

Project Code	Description	Adjusted Budget	Prior Years Expenditure	Current Year Expenditure	Current Encumbrance	RTA Budget Balance
<b>County Judge</b>						
130900	County Judge	109,864	25,000	-	37,575	47,289
	County Judge	<u>109,864</u>	<u>25,000</u>	<u>-</u>	<u>37,575</u>	<u>47,289</u>
<b>Commissioner Precinct 1</b>						
130901	Commissioner Precinct	169,667	-	-	-	169,667
	Commissioner Precinct	<u>169,667</u>	<u>-</u>	<u>-</u>	<u>-</u>	<u>169,667</u>
<b>Commissioner Precinct 2</b>						
130902	Commissioner Precinct	82,071	-	-	-	82,071
	Commissioner Precinct	<u>82,071</u>	<u>-</u>	<u>-</u>	<u>-</u>	<u>82,071</u>
<b>Commissioner Precinct 3</b>						
130903	Commissioner Precinct	135,851	71,625	3,000	-	61,226
	Commissioner Precinct	<u>135,851</u>	<u>71,625</u>	<u>3,000</u>	<u>-</u>	<u>61,226</u>
<b>Commissioner Precinct 4</b>						
130904	Commissioner Precinct	139,939	10,956	123,213	-	5,769
	Commissioner Precinct	<u>139,939</u>	<u>10,956</u>	<u>123,213</u>	<u>-</u>	<u>5,769</u>
<b>Total RTA Funds</b>		<u>637,392</u>	<u>107,581</u>	<u>126,213</u>	<u>37,575</u>	<u>366,023</u>

# **SCHEDULES**

(Unaudited)

**Nueces County, Texas**  
**Statement of Transfers In and Out by Fund**  
**June 30, 2020**

	<u>Transfers In</u>	<u>Transfers Out</u>
<b><u>I &amp; S Debt Service Fund</u></b>		
Special Revenue Fund	630,000	-
<b><u>General Fund</u></b>		
Airport Fund	-	45,000
Coastal Parks Fund	-	525,000
Inland Park Fund	-	1,200,000
Main Grant Fund	-	14,315
Special Revenue Fund	-	1,942,750
Stadium Fairgrnds	-	825,000
<b><u>Road Fund</u></b>		
Airport Fund	-	12,060
<b><u>Special Revenue Fund</u></b>		
Debt Srvc Fund (I&S)	-	630,000
General Fund	1,942,750	-
Main Grant Fund	4,589	20,058
Special Revenue Fund	1,500	1,500
<b><u>Stadium/Fairgrounds Fund</u></b>		
Airport Fund	24,000	-
General Fund	825,000	-
<b><u>Airport Fund</u></b>		
General Fund	45,000	-
Main Grant Fund	-	6,150
Road Fund	12,060	-
Stadium Fairgrnds	-	24,000
<b><u>Inland Parks Fund</u></b>		
General Fund	1,200,000	-
<b><u>Coastal Parks Fund</u></b>		
General Fund	525,000	-
<b><u>Main Grant Fund</u></b>		
Airport Fund	6,150	-
General Fund	14,315	-
Special Revenue Fund	20,058	4,589
<b>Total Financing Uses</b>	<b>\$ 5,250,423</b>	<b>\$ 5,250,423</b>



**Nueces County, Texas**  
**Capital Projects Budget to Actual**  
**June 30, 2020**

Project Code	Description	Adjusted Project Budget	Prior Years Expenditures	Current Year Expenditures	Capitol Project Budgets Balance
<b>County Judge</b>					
19010500	Capital Proj Fund (Co Judge)	\$310,383	\$146,812	\$-	\$163,571
19010501	Juvenile Prob Facility Repair	77,250	77,250	-	-
19193000	Airport Improvements	1,215,105	73,353	-	1,141,752
19193001	Airport Terminal Building	913,507	913,507	-	0
19193002	Airport Apron Expansion	543,927	543,927	-	-
19193003	NC Capital Improvement Program	99,500	99,500	-	-
19193004	Envir, Planning & Mitigation	150,000	-	-	150,000
19213000	County Judge	350,000	-	-	350,000
19213001	Courthouse/Cyber Security	300,000	-	165,715	134,285
19237001	Bob Hall Pier Inspection	114,907	-	103,416	11,491
<b>County Judge</b>		<b>\$4,074,579</b>	<b>\$1,854,349</b>	<b>\$269,131</b>	<b>\$1,951,099</b>
<b>Commissioner Precinct 1</b>					
19010600	Capital Proj Fund (Pct 1)	\$400,000	\$137,855	\$-	\$262,145
19152502	Precinct 1 Channel Maintenance	487,537	440,118	47,419	(0)
19176001	Commissioner PCT 1 Unallocated	61,191	-	-	61,191
19194000	Commissioner PCT 1	70,906	-	-	70,906
19194002	LBasell Youth Sports Complex	1,000,000	689,667	-	310,333
19214000	Commissioner Pct 1	437,337	-	-	437,337
19214001	Haven Park	125,000	114,052	-	10,948
<b>Commissioner Precinct 1</b>		<b>\$2,581,971</b>	<b>\$1,381,692</b>	<b>\$47,419</b>	<b>\$1,152,860</b>
<b>Commissioner Precinct 2</b>					
19010700	Capital Proj Fund (Pct 2)	\$383,033	\$125,015	\$3,995	\$254,023
19010701	Mobile Emergency Oper Center	32,227	-	21,235	10,992
19152503	Precinct 2 Channel Maintenance	236,986	236,986	-	0
19195000	Commissioner PCT 2	66,120	-	-	66,120
19195001	Bishop Fire Station Renovation	304,935	304,935	-	-
19195002	Amistad Veterans Memorial Park	250,000	185,064	-	64,936
19195003	Bishop Library Renovations	358,462	358,462	-	-
19195004	Bishop Senior Center Improveme	199,144	199,144	-	-
19195005	Petronila Retention Pond	750,000	29,663	-	720,338
19195006	Road Improvements	1,050,000	332,387	210,574	507,039
19195007	Bishop Bldg Re-Roofing	21,339	-	21,339	-
19215000	Commissioner Pct 2	842,590	-	-	842,590
19215001	Tierra Grande Drainage Study	41,240	38,466	2,774	-
19215002	Bush Street Facility Fence	116,170	-	116,170	-
<b>Commissioner Precinct 2</b>		<b>\$4,652,246</b>	<b>\$1,810,121</b>	<b>\$376,086</b>	<b>\$2,466,039</b>
<b>Commissioner Precinct 3</b>					
19010800	Capital Proj Fund(Pct 3)	\$400,000	\$-	\$-	\$400,000
19152504	Prc 3 Channel Maintenance	688,154	688,154	-	-
19159002	CR 36 Improvments	46,463	-	-	46,463
19196000	Commissioner PCT 3	10,169	-	-	10,169
19196002	CR 36 Improvments	1,701,352	1,658,819	-	42,533
19216000	Commissioner Pct 3	662,323	-	-	662,323
19216001	Berlanga FEMA Repairs	298,167	298,167	-	-
19216002	Agua Dulce Baseball Improvement	39,510	-	39,510	-
<b>Commissioner Precinct 3</b>		<b>\$3,846,138</b>	<b>\$2,645,140</b>	<b>\$39,510</b>	<b>\$1,161,489</b>

**Nueces County, Texas**  
**Capital Projects Budget to Actual**  
**June 30, 2020**

Project Code	Description	Adjusted Project Budget	Prior Years Expenditures	Current Year Expenditures	Capitol Project Budgets Balance
<b>Commissioner Precinct 4</b>					
19010400	Rd Dist IV Projects	\$5,674,438	\$3,902,725	\$238,488	\$1,533,224
19010401	I.B. Magee Park	1,954,464	149,788	1,781,548	23,127
19010402	Padre Balli Park Imp	327,190	327,190	-	-
19010900	Capital Proj Fund(Pct 4)	279,451	200,000	-	79,451
19010901	Mngmt Servcs I.B. Magee	130,500	-	48,431	82,069
19010902	Bob Hall Pier-ADA Ramp Upgrade	12,460	-	12,460	-
19010903	Parker Pool-Flour Bluff (Gen Fnd)	-	-	-	-
19150101	I.B. Magee RV Park Improvement	138,426	-	138,426	(0)
19197000	Commissioner PCT 4	-	-	-	-
19197001	I.B. Magee Park	949,297	204,331	744,966	-
19197002	Padre Balli Park Imp ('15)	1,156,203	1,156,203	-	0
19197005	Parker Pool-Flour Bluff ('15)	175,000	103,862	51,903	19,235
19197006	London County Park	-	-	-	-
19197007	CR 43 Improvements	100,000	-	-	100,000
19197008	CR 33 Improvements	200,000	-	-	200,000
19197009	London Drainage	200,000	-	-	200,000
19197010	Port A Observation Deck	600,000	-	32,831	567,169
19197011	Port A Observation Deck	44,555	-	44,555	-
19210006	Padre Balli Park Imp ('16)	150,000	150,000	-	-
19217000	Commissioner Pct. 4	837,182	-	-	837,182
19217002	Parker Pool - Flour Bluff ('16)	52,097	-	52,097	-
19217003	Mobile Messaging Board	15,277	-	15,277	-
	<b>Commissioner Precinct 4</b>	<b>\$12,996,540</b>	<b>\$6,194,100</b>	<b>\$3,160,983</b>	<b>\$3,641,457</b>
<b>Fairgrounds Upgrades &amp; Repairs</b>					
19013800	Arena HVAC System	\$718,611	\$655,206	\$-	\$63,404
19013801	FEMA-RMB Fairgrounds Match	31,389	-	-	31,389
	<b>Fairgrounds Upgrades &amp; Repairs</b>	<b>\$750,000</b>	<b>\$655,206</b>	<b>\$-</b>	<b>\$94,794</b>
<b>Main Jail Renovations</b>					
19013100	Jail Water Pump	\$24,000	\$11,200	\$-	\$12,800
19014500	Sheriff / Jail Fence & Gate	29,975	29,975	-	-
	<b>Main Jail Renovations</b>	<b>\$53,975</b>	<b>\$41,175</b>	<b>\$-</b>	<b>\$12,800</b>

**Nueces County, Texas**  
**Capital Projects Budget to Actual**  
**June 30, 2020**

Project Code	Description	Adjusted Project Budget	Prior Years Expenditures	Current Year Expenditures	Capitol Project Budgets Balance
<b>McKinzie Jail Renovations</b>					
19170003	McKinzie Annex Expansion ('07)	\$100,000	\$100,000	\$-	\$-
19174012	McKinzie Annex Dormitories	179,107	179,107	-	-
19174013	McKinzie Annex Fire Alarm	450,000	446,188	975	2,838
19191000	McKinzie Annex Expansion ('15)	2,228,331	2,222,258	4,422	1,650
19210003	McKinzie Annex Expansion ('16)	227,446	225,170	2,276	(0)
19210008	McKinzie Annex Fire Alarm (16)	838,272	569,686	205,585	63,001
	<b>McKinzie Jail Renovations</b>	<b>\$4,023,157</b>	<b>\$3,742,410</b>	<b>\$213,259</b>	<b>\$67,488</b>
<b>Information Technology Systems</b>					
19170004	Jail Management ('07)	\$265,518	\$265,518	\$-	\$-
19178001	Case Management System	5,735,000	5,684,352	6,805	43,843
19178005	Website System Upgrade	257,306	172,735	31,681	52,890
19178019	IP Telephone System	1,304,055	1,123,057	-	180,998
19178023	Network Audio/Video Upgrade	84,404	-	-	84,404
19218002	Dist. Clerk Redaction	50,033	-	-	50,033
19218003	Social Service Mgmt Software	110,000	106,455	-	3,545
19218004	Tax Office Queuing System	100,000	-	-	100,000
19218005	Jail Management ('16)	1,330,000	1,224,405	-	105,595
19218006	IT Switch Upgrade	150,000	16,428	1,857	131,715
19218007	Document Management Systems	24,200	16,966	-	7,234
19218008	Datacenter Server Replacement	70,000	-	-	70,000
19218009	Network Awareness Software	95,000	34,177	-	60,823
19218010	NeoGov HR Software Agreement	56,963	56,963	-	-
19218011	iOS Cache Server ('16 CO)	727	727	-	-
19218012	OpenGov Budgeting Software	99,967	99,967	-	-
19218022	WiFi Replacement & Upgrade	77,309	-	77,309	0
19228000	IT Unallocated ('17)	50,000	-	-	50,000
19228001	IT Cloud	350,000	316,200	20,873	12,927
19231252	Fairgrounds Firewall	43,261	-	26,784	16,477
19238001	Software as a Service	117,099	-	37,867	79,232
	<b>Information Technology Systems</b>	<b>\$11,693,424</b>	<b>\$10,440,531</b>	<b>\$203,175</b>	<b>\$1,049,717</b>

**Nueces County, Texas**  
**Capital Projects Budget to Actual**  
**June 30, 2020**

Project Code	Description	Adjusted Project Budget	Prior Years Expenditures	Current Year Expenditures	Capitol Project Budgets Balance
<b>ADA Improvements</b>					
19013700	ADA Upgrades	\$222,355	\$222,355	\$-	\$-
19190005	Hilltop/Bill Bode ADA Imp('15)	94,258	94,258	-	-
19192000	ADA Improvements	2,233,851	1,802,945	30,511	400,394
19192001	Bishop Bldg ADA Imp	185,670	37,450	-	148,220
19192002	Banquete Bldg ADA Imp	129,820	-	-	129,820
19192003	Berlanga Bldg ADA Imp	110,247	-	-	110,247
19192004	Agua Dulce Bldg/Fire Station ADA	203,490	-	-	203,490
19212001	Courthouse ADA Improvements	4,244,883	6,539	155,141	4,083,203
19212002	Hilltop/Bill Bode ADA Imp (16)	1,580,094	1,568,707	10,606	782
19212004	Polston Bldg ADA Imp	291,802	-	-	291,802
19212006	Robstown Comm ADA Imp	221,568	-	-	221,568
19212010	Bishop Comm ADA Imp	109,820	15,403	-	94,417
19222000	ADA Unallocated	1,000,000	-	-	1,000,000
	<b>ADA Improvements</b>	<b>\$10,627,858</b>	<b>\$3,747,658</b>	<b>\$196,257</b>	<b>\$6,683,943</b>
<b>Airport Projects</b>					
19011600	Airport Hangars	\$655,088	\$655,088	\$-	\$-
	<b>Airport Projects</b>	<b>\$655,088</b>	<b>\$655,088</b>	<b>\$-</b>	<b>\$-</b>
<b>Road Bridge &amp; Drainage</b>					
19219000	Road, Bridge & Drainage	\$1,000,000	\$10,781	\$-	\$989,219
19229000	R & B Unallocated	200,000	-	200,000	-
19239501	Drainage Master Plan	108,000	-	-	108,000
19239502	NB Environmental Srvy Phase 1	188,989	-	-	188,989
	<b>Road Bridge &amp; Drainage</b>	<b>\$1,496,989</b>	<b>\$10,781</b>	<b>\$200,000</b>	<b>\$1,286,208</b>

**Nueces County, Texas**  
**Capital Projects Budget to Actual**  
**June 30, 2020**

Project Code	Description	Adjusted Project Budget	Prior Years Expenditures	Current Year Expenditures	Capitol Project Budgets Balance
<b>Buildings &amp; Facilities</b>					
19013621	JP 2-1 Bldg Renovation	\$92,370	\$92,370	\$-	\$-
19014200	Sr Comm Services (Roof)	35,000	27,450	-	7,550
19014220	Bill Bode Bldg Roof Replacement	38,149	-	-	38,149
19014300	Berlanga Sr Bldg (Repairs)	50,000	6,194	-	43,806
19014400	4-Yard Improvements	199,533	64,572	130,686	4,275
19014600	Dom Ht Water CtHse/Jail	24,000	24,000	-	-
19015000	Bishop Bldg. Emer Generator	28,946	-	28,946	-
19151126	Records Warehouse HVAC	-	-	-	-
19151127	Bishop Re-Roof	18,582	-	18,582	-
19151128	5th Floor Bldg. Renovatn (04)	53,575	-	46,035	7,540
19171001	IT Data Center Condenser ('07)	78,703	78,703	-	-
19191001	5th Floor Bldg. Engineering 15	18,112	-	13,584	4,528
19211000	Building & Facility Renovation	6,200	4,580	-	1,620
19211001	Courthouse Skylight Replace	53,314	-	-	53,314
19211003	Waco St - Emergency Gen	830,705	143,028	-	687,678
19211004	Hilltop Roof Replacement	1,400,000	82,345	10	1,317,645
19211005	Robstown Comm. Center Reparis	65,000	-	-	65,000
19211006	Berlanga Bldg Repair	55,000	-	-	55,000
19211008	METASYS System	80,366	80,366	-	-
19211014	Web Based Control HVAC	281,698	277,448	-	4,250
19211015	5th Floor Courthouse HVAC	46,400	46,400	-	-
19211016	IT Data Center Condenser ('16)	26,772	26,772	-	-
19211017	Evidence Room	37,917	-	16,033	21,884
19211018	4-Yard Improvements	65,000	-	47,317	17,683
19211019	Architect/Engineer Services	144,880	-	58,200	86,680
19211020	Bill Bode Bldg Roof Replacement	60,500	-	-	60,500
19231565	Medical Examiner Facility Plan	103,500	-	86,050	17,450
19231850	Animal Care Building Study	22,000	-	-	22,000
19231975	IB Magee Multipurpose Building	1,500,000	-	-	1,500,000
19231976	IB Magee Temp Ofc Bldg.	50,000	-	8,832	41,168
	<b>Buildings &amp; Facilities</b>	<b>\$5,466,221</b>	<b>\$954,227</b>	<b>\$454,274</b>	<b>\$4,057,719</b>
<b>County Parks</b>					
19012100	Hazel Bazemore Clean-up	\$504,059.00	\$451,753.77	\$-	\$52,305.23
19153322	Hilltop Park Enhancement	112,272	112,272	-	-
19153328	Amistad Park Walking Trail	10,001	-	-	10,001
19153402	Hazel Bazemore Park Imp.	54,293	-	-	54,293
19221000	Inland Park Repairs Unallocated	266,189	-	-	266,189
	<b>County Parks</b>	<b>\$946,813</b>	<b>\$564,026</b>	<b>\$-</b>	<b>\$382,787</b>

**Nueces County, Texas**  
**Capital Projects Budget to Actual**  
**June 30, 2020**

Project Code	Description	Adjusted Project Budget	Prior Years Expenditures	Current Year Expenditures	Capitol Project Budgets Balance
<b>Individual Projects</b>					
19010100	Misc Projects	\$2,356,538	\$1,215,689	\$-	\$1,140,849
19012700	Major Capital Proj Contingency	420,547	420,241	-	306
19012701	Def Eco Adj Assist Grant	255,000	-	-	255,000
19013000	Computers DA, Sheriff & Const	446,542	446,542	-	-
19014800	Central Jury Room Upgrades	49,891	-	49,891	-
19014900	Library Tech Upgrades	58,982	-	33,338	25,644
19015100	Equip. & Furn. 5th Flr MP Room	24,405	-	6,701	17,703
19150100	Unallocated-04 Co Funds	4,210	-	-	4,210
19170000	2007 CO's Unallocated	59,418	-	-	59,418
191900	2015 Certificate of Obligation	642,314	238,902	-	403,412
19201000	Harbor Bridge Project	12,000,000	12,000,000	-	-
19210000	2016 Certificate of Obligation	1,055,668	259,576	-	796,092
19220000	2017 CO Unallocated	3,308,502	3,231,260	-	77,243
19230000	2019 Tax Note Unallocated	28,303,636	-	309,732	27,993,903
19231001	Courthouse/Jail Chiller Proj	1,825,191	-	1,695,474	129,717
19231002	Bishop Building Re-Roofing	99,241	-	99,241	-
19231003	Jail Elevators	784,916	-	392,458	392,458
19231005	Courthouse Tower Elevator	1,656,022	-	977,105	678,917
19231006	Ext Crths Safety Measures	190,245	-	85,733	104,512
19231007	Ext Cths Remediation	240,054	-	23,465	216,589
19238501	Metrocom Radio Replacement	2,167,995	-	722,665	1,445,330
19238502	Body Cameras and Tasers	182,742	-	-	182,742
19238901	Dist Clerk Records Imaging	2,000,000	-	-	2,000,000
19239001	CR 67 FRM SH44 TO CR28	161,550	-	106,863	54,688
19239002	CR 69 CR 52 TO ROBST LIM	50,959	-	36,476	14,483
19239003	CR 73 FM 624 RCK ISL DRV	105,597	-	68,777	36,820
19239005	CR 48 from FM1889 to CR69	63,030	-	42,527	20,503
19239006	CR 22 from SH286 to CR51	121,157	-	10,803	110,354
19239007	CR 49 from FM43 to FM244	109,911	-	12,272	97,639
	<b>Individual Projects</b>	<b>\$58,912,275</b>	<b>\$17,930,741</b>	<b>\$4,723,004</b>	<b>\$36,258,530</b>
<b>Total Capital Projects</b>		<b>\$122,777,273</b>	<b>\$52,627,245</b>	<b>\$9,883,098</b>	<b>\$60,266,930</b>

**Capital Projects Totals by Funding Source**

Project Funding Source	Adjusted Project Budget	Prior Years Expenditures	Current Year Expenditures	Capital Project Budgets Balance
<b>2004 Certificate of Obligation</b>	\$1,850,498	\$1,477,530	\$250,461	\$122,507
<b>2007 Certificate of Obligation</b>	9,897,284	9,372,242	39,461	485,581
<b>2015 Certificate of Obligation</b>	17,975,613	11,248,637	1,154,684	5,572,292
<b>2015 State Infrastructure Bond</b>	12,000,000	12,000,000	-	-
<b>2016 Certificate of Obligation</b>	19,154,398	5,473,573	965,877	12,714,949
<b>2017 Certificate of Obligation</b>	5,174,691	3,547,460	220,873	1,406,358
<b>2019 Tax Note</b>	40,310,000	-	4,846,539	35,463,461
<b>General Fund</b>	16,414,789	9,507,804	2,405,203	4,501,782

**Total Capital Projects**

<b>\$122,777,273</b>	<b>\$52,627,245</b>	<b>\$9,883,098</b>	<b>\$60,266,930</b>
----------------------	---------------------	--------------------	---------------------



# Nueces County

## Summary of Revenue Reports

For revenue reports received for June 2020



as of July 20, 2020 (Due July 25th)

The monthly revenue reports have been received and proofed by the County Auditor's Office, where they are on file for inspection. The monthly revenue reports are respectfully presented to the Commissioners Court for approval, in accordance with LGC 114.002, 114.043, and 114.044. Reports are considered late after the 25th of the following month.

DEPT.			Last 6 months	REPORT STATUS	LAST REPORT
CODE	DEPARTMENT	DEPARTMENT HEAD	% Timely	✓ Received	SUBMITTED
0160	Airport Fund	John Cox	100.00%	✓	
5330	Animal Control	Juan Ramirez	100.00%	✓	
0180	Coastal Management	Scott Cross	100.00%	✓	
1180	County Clerk Collections	Kara Sands	100.00%	✓	
1160	County Clerk Fee Account	Kara Sands	100.00%	✓	
1170	County Clerk Treasury	Kara Sands	100.00%	✓	
3700	County Sheriff - Bond Account	John Hooper	100.00%	✓	
3700	County Sheriff - Civil Account	John Hooper	100.00%	✓	
1324	County Sheriff - Inmate Benefit	John Hooper	66.67%	Due July 25th	May - 2020
3720	County Sheriff - Inmate Trust Account	John Hooper	100.00%	✓	
1329	County Sheriff-Federal Narcotics	John Hooper	100.00%	✓	
3021	CountyClerk School Fund	Kara Sands	100.00%	✓	
3530	District Clerk- Child Support	Anne Lorentzen	33.33%	Due July 25th	April - 2020
3530	District Clerk Fee Operating Account	Anne Lorentzen	0.00%	Due July 25th	January - 2020
3530	District Clerk-Criminal Bond Registry	Anne Lorentzen	16.67%	Due July 25th	April - 2020
3530	District Clerk-Invested Trust Accounts	Anne Lorentzen	16.67%	Due July 25th	April - 2020
3530	District Clerk-Registry Accts.# 1 & 2	Anne Lorentzen	16.67%	Due July 25th	April - 2020
0140	Fairgrounds Stadium	Edward Herrera	100.00%	✓	
1356	Hilltop Community Center	Edward Herrera	100.00%	✓	
3480	Juvenile Probation	Homer Flores	100.00%	✓	
0150	Law Library	Ida Garza	100.00%	✓	
3890	Medical Examiner	Dr. Ray Fernandez	100.00%	✓	
1370	Robstown & SanJuan Parks	Edward Herrera	100.00%	✓	
4190	Senior Community Services	Edward Herrera	100.00%	✓	
<b>TAX ASSESSOR-COLLECTOR</b>					
1200	Proration Account	Kevin Kieschnick	100.00%	✓	
1200	Monthly Collected Taxes	Kevin Kieschnick	100.00%	✓	
1200	Gen. Services Account	Kevin Kieschnick	100.00%	✓	
1200	Motor Vehicle Account (2)	Kevin Kieschnick	100.00%	✓	
1200	Property Tax Acct	Kevin Kieschnick	100.00%	✓	
1200	V I T Escrow	Kevin Kieschnick	100.00%	✓	
1200	IRP Funds	Kevin Kieschnick	100.00%	✓	





**Nueces County**  
**Summary of Revenue Reports**  
 For revenue reports received for June 2020



as of July 20, 2020 (Due July 25th)

The monthly revenue reports have been received and proofed by the County Auditor's Office, where they are on file for inspection. The monthly revenue reports are respectfully presented to the Commissioners Court for approval, in accordance with LGC 114.002, 114.043, and 114.044. Reports are considered late after the 25th of the following month.

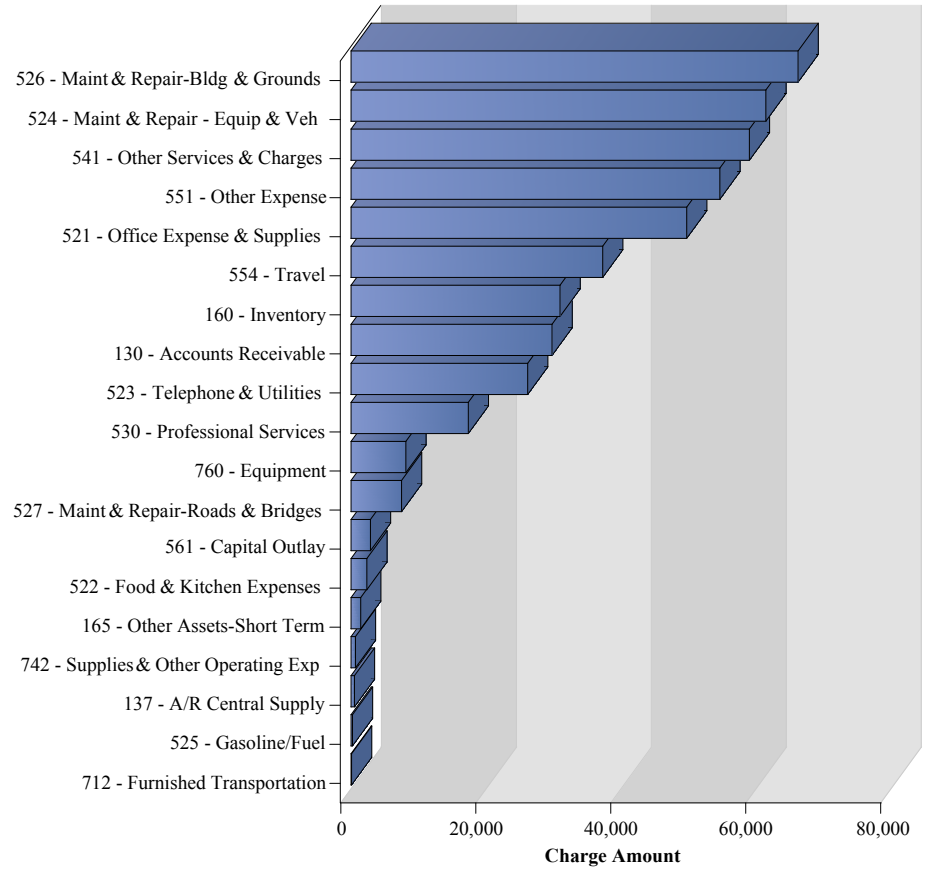
DEPT.			Last 6 months	REPORT STATUS	LAST REPORT
CODE	DEPARTMENT	DEPARTMENT HEAD	% Timely	✓ <b>Received</b>	SUBMITTED
<b>JUSTICES OF THE PEACE</b>					
3600	Precinct 1, Place 1	Judge Joe Benavides	100.00%	✓	
3610	Precinct 1, Place 2	Judge Henry Santana	100.00%	✓	
3613	Precinct 1, Place 3	Judge Robert Balderas	100.00%	✓	
3621	Precinct 2, Place 1	Judge Jo Woosley	100.00%	✓	
3622	Precinct 2, Place 2	Judge Thelma Rodriguez	100.00%	✓	
3630	Precinct 3	Judge Larry Lawrence	100.00%	✓	
3640	Precinct 4	Judge Duncan Neblett, Jr.	100.00%	✓	
3650	Precinct 5-1	Judge Robert Gonzalez	100.00%	✓	
3655	Precinct 5-2	Judge Armando B. Gonzalez, Jr.	100.00%	✓	
<b>CONSTABLES</b>					
3810	Precinct 1	Robert M. Cisneros	100.00%	✓	
3820	Precinct 2	Michell Clark	100.00%	✓	
3830	Precinct 3	Jimmy Rivera	83.33%	✓	
3840	Precinct 4	Robert W. Sherwood	100.00%	✓	
3850	Precinct 5	Fred Flores III	100.00%	✓	

# **Procurement**

(Unaudited)

**Nueces County, Texas**  
**PCard Transaction Totals by Budget Category**  
**All Funds**  
**June 2020**

	Amount
526 - Maint & Repair-Bldg & Grounds	66,247
524 - Maint & Repair - Equip & Veh	61,472
541 - Other Services & Charges	59,033
551 - Other Expense	54,656
521 - Office Expense & Supplies	49,745
554 - Travel	37,297
160 - Inventory	30,971
130 - Accounts Receivable	29,786
523 - Telephone & Utilities	26,179
530 - Professional Services	17,378
760 - Equipment	8,122
527 - Maint & Repair-Roads & Bridges	7,488
561 - Capital Outlay	2,877
522 - Food & Kitchen Expenses	2,343
165 - Other Assets-Short Term	1,433
742 - Supplies & Other Operating Exp	654
137 - A/R Central Supply	504
525 - Gasoline/Fuel	214
712 - Furnished Transportation	82
<b>Total</b>	<b>456,484</b>



**Nueces County, Texas**  
**PCard Transaction Totals by Budget Category, Key Code**  
**All Funds**  
**June 2020**

Budget Category	Key Code	Amount
526 - Maint & Repair-Bldg & Grounds	5268 - Parts, Supplies & Misc	29,304.89
	5261 - Buildings-Maintenance & Repair	14,998.99
	5265 - Mechanical Systems Repairs	14,557.57
	5264 - Landscape & Grounds M&R	7,385.14
	<b>Total</b>	<b>66,246.59</b>
524 - Maint & Repair - Equip & Veh	5249 - Car Repairs, Supplies & Srvcs	18,133.48
	5252 - Heavy Motor Equip & Mach M&R	16,199.54
	5254 - Equip Maint. & Repairs	10,240.04
	5255 - Tools & Supplies	9,902.96
	5248 - Car Accessories	3,934.97
	5258 - Radios & Camera Maint & Repair	1,314.69
	5250 - Shop-Oil,Tires,Antifrz,Filters	1,286.03
	5256 - PC Maintenance & Repairs	389.49
	5247 - Car Wash & Cleaning Expense	70.95
	<b>Total</b>	<b>61,472.15</b>
541 - Other Services & Charges	5427 - Clinical & Hygienic Supplies	23,733.63
	5449 - Burial/Cremation Expense	4,658.39
	5414 - Advertisemnts & Public Notices	4,511.70
	5438 - General Operating Supplies	4,138.14
	5440 - Inmate General Supplies	3,680.82
	5459 - Transportation of Persons	3,063.00
	5463 - Wearing Apparel Expenses	3,050.32
	5433 - Educational & Demo Supplies	2,381.42
	5444 - Law Enforcement Supplies	2,233.92
	5435 - Equipment Rentals	1,802.04
	5447 - Membrships,Dues,Certifications	1,771.72
	5425 - Child's Clothing & Supplies	1,100.00
	5453 - Recreation Supplies	885.07
	5487 - Other Outside Agencies	565.70
	5424 - Books & Subscriptions Inventory	508.98
	5437 - Fees & Permits	353.52
	5442 - Investigation Costs	263.89
	5455 - Services - Other	152.49
	5481 - Historical Comm/Library Board	100.00
	5428 - Contract Services-Other	62.00
5462 - Video & Recording Expenses	15.98	
<b>Total</b>	<b>59,032.73</b>	
551 - Other Expense	5517 - Copiers/Print Shop Costs	54,311.22

**Nueces County, Texas**  
**PCard Transaction Totals by Budget Category, Key Code**  
**All Funds**  
**June 2020**

Budget Category	Key Code	Amount
551 - Other Expense	5518 - Extra Copies	235.15
	5515 - Contract Lease Pymts	109.72
	<b>Total</b>	<b>54,656.09</b>
521 - Office Expense & Supplies	5211 - Office Expenses & Supplies	35,102.63
	5212 - Central Supply Charges	9,658.97
	5680 - Non Capital Outlay < \$5000	2,477.75
	5216 - Gulf Coast Mailing	896.40
	5217 - Postage & Fed Express	811.82
	5215 - Postage Equipment Rentals	410.00
	5218 - Books, Magzs & Subscriptions	387.85
<b>Total</b>	<b>49,745.42</b>	
554 - Travel	5542 - Travel, Food & Lodging	37,297.17
	<b>Total</b>	<b>37,297.17</b>
160 - Inventory	1500 - Inventory - Supplies	30,476.02
	1550 - Inventory - Commodities	495.02
	<b>Total</b>	<b>30,971.04</b>
130 - Accounts Receivable	1409 - A/R CREDIT CARDS	26,325.32
	1472 - Charge Customer A/R	2,994.60
	1410 - Accts Rec-Component Units	466.30
	<b>Total</b>	<b>29,786.22</b>
523 - Telephone & Utilities	5232 - Cellular Phones	13,280.00
	5237 - Utilities - Direct Clients	4,758.21
	5236 - InterNet Fees-T-1-ISDN	4,732.48
	5239 - Tipping & Dump Fees	1,458.24
	5238 - TXU Electric Assistance	1,433.28
	5231 - Telephone Utility Expense	503.01
	5229 - Content Streaming Services	14.06
<b>Total</b>	<b>26,179.28</b>	
530 - Professional Services	5306 - Empl Evals/Testing	10,848.00
	5317 - Training Exps-Inhouse, Cntract	2,220.00
	5302 - Education Registration Fees	2,024.00
	5320 - Soil Tests & Other	1,370.00
	5311 - Software Srvc & Maintenance	916.48
<b>Total</b>	<b>17,378.48</b>	
760 - Equipment	7524 - Maintenance Agreement - Equip	8,122.48
	<b>Total</b>	<b>8,122.48</b>
527 - Maint & Repair-Roads & Bridges	5274 - Parts & Supplies	5,218.25
	5276 - Road Sign Materials	2,269.72

**Nueces County, Texas**  
**PCard Transaction Totals by Budget Category, Key Code**  
**All Funds**  
**June 2020**

Budget Category	Key Code	Amount
527 - Maint & Repair-Roads & Bridges	<b>Total</b>	<b>7,487.97</b>
561 - Capital Outlay	5686 - IT Fixed Asset Exception Items	2,877.42
	<b>Total</b>	<b>2,877.42</b>
522 - Food & Kitchen Expenses	5221 - Food & Edible Items	2,244.95
	5222 - Food for Animals	74.98
	5225 - Kitchen Supplies & Tools	23.35
	<b>Total</b>	<b>2,343.28</b>
165 - Other Assets-Short Term	1660 - Utility Pre-Payments PCard	1,433.45
	<b>Total</b>	<b>1,433.45</b>
742 - Supplies & Other Operating Exp	7421 - Office Expense & Supplies	474.30
	7448 - Educational Supplies	180.00
	<b>Total</b>	<b>654.30</b>
137 - A/R Central Supply	1433 - A/R Global Spectrum	504.20
	<b>Total</b>	<b>504.20</b>
525 - Gasoline/Fuel	5241 - Gasoline-Credit Card & Bulk	213.72
	<b>Total</b>	<b>213.72</b>
712 - Furnished Transportation	7126 - Misc Repairs, Parts & Supplies	81.80
	<b>Total</b>	<b>81.80</b>
<b>Total</b>		<b>456,483.79</b>

**Nueces County, Texas**  
**PCard Transaction Totals by Budget Category, Key Code and Department**  
**All Funds**  
**June 2020**

Budget Category	Key Code	Department	Amount	
526 - Maint & Repair-Bldg & Grounds	5268 - Parts, Supplies & Misc	1570 - Building Superintendent	8,300.98	
		0180 - Coastal Parks Department	8,216.92	
		0182 - Pier Funds	4,679.70	
		0104 - Disaster Recovery	2,261.12	
		0170 - Inland Park Fund	2,097.49	
		1240 - Information Technology	1,275.95	
		1590 - Hilltop Facility	981.20	
		3490 - Juvenile Detention	474.50	
		1305 - Courthouse Security Fund	230.00	
		3492 - Juvenile Justice Post-Adjudica	218.45	
		0181 - Beach Improvement Fund	179.84	
		1915 - 04 CO's R&B Bldg Improvements	124.90	
		0120 - Road & Bridge Fund	113.51	
		3720 - Jail	82.50	
	1760 - Robstown Community Building	36.22		
	3480 - Juvenile Probation	31.61		
		<b>Total</b>	<b>29,304.89</b>	
		5261 - Buildings-Maintenance & Repair	1570 - Building Superintendent	7,915.79
			0170 - Inland Park Fund	5,100.00
			0104 - Disaster Recovery	1,398.20
	2110 - RoutineAirportMaintProg		585.00	
	<b>Total</b>		<b>14,998.99</b>	
	5265 - Mechanical Systems Repairs	1570 - Building Superintendent	11,093.11	
		0170 - Inland Park Fund	2,210.36	
		3720 - Jail	850.00	
		0104 - Disaster Recovery	379.00	
		0140 - County Stadium	25.10	
		<b>Total</b>	<b>14,557.57</b>	
	5264 - Landscape & Grounds M&R	0170 - Inland Park Fund	5,450.87	
		1570 - Building Superintendent	1,550.46	
		0140 - County Stadium	220.00	
		3700 - County Sheriff	120.41	
		1330 - State Awrdded Sheriff	43.40	
		<b>Total</b>	<b>7,385.14</b>	
	<b>Total</b>	<b>66,246.59</b>		
524 - Maint & Repair - Equip & Veh	5249 - Car Repairs, Supplies & Srves	3700 - County Sheriff	4,282.49	
		0120 - Road & Bridge Fund	3,358.86	
		0180 - Coastal Parks Department	2,245.40	

**Nueces County, Texas**  
**PCard Transaction Totals by Budget Category, Key Code and Department**  
**All Funds**  
**June 2020**

Budget Category	Key Code	Department	Amount
524 - Maint & Repair - Equip & Veh	5249 - Car Repairs, Supplies & Srves	3820 - Constable 2	1,578.71
		3840 - Constable 4	1,342.89
		3810 - Constable 1	1,215.42
		3850 - Constable 5	1,080.58
		3520 - District Attorney	750.49
		0170 - Inland Park Fund	718.79
		3830 - Constable 3	525.72
		3490 - Juvenile Detention	372.39
		3092 - Vector Control	310.99
		6110 - Agricultural Extension	170.00
		1590 - Hilltop Facility	103.82
		3720 - Jail	39.00
		4190 - Senior Community Services	23.93
		1570 - Building Superintendent	14.00
		<b>Total</b>	<b>18,133.48</b>
5252 - Heavy Motor Equip & Mach M&R		0120 - Road & Bridge Fund	13,639.28
		0180 - Coastal Parks Department	2,560.26
		<b>Total</b>	<b>16,199.54</b>
5254 - Equip Maint. & Repairs		0120 - Road & Bridge Fund	6,461.33
		0170 - Inland Park Fund	2,537.45
		1570 - Building Superintendent	637.24
		3720 - Jail	253.43
		1500 - Mechanical Maintenance	246.00
		1590 - Hilltop Facility	104.59
		<b>Total</b>	<b>10,240.04</b>
5255 - Tools & Supplies		0120 - Road & Bridge Fund	6,255.81
		1740 - McKenzie Jail Annex	1,453.24
		3092 - Vector Control	1,105.28
		0170 - Inland Park Fund	598.19
		1570 - Building Superintendent	237.56
		1540 - Johnny S. Calderon Co. Bldg	157.97
		0121 - Engineering	79.94
		1590 - Hilltop Facility	14.97
		<b>Total</b>	<b>9,902.96</b>
		5248 - Car Accessories	
3720 - Jail	134.97		
0180 - Coastal Parks Department	70.00		
1470 - Records Management Department	70.00		



**Nueces County, Texas**  
**PCard Transaction Totals by Budget Category, Key Code and Department**  
**All Funds**  
**June 2020**

Budget Category	Key Code	Department	Amount
524 - Maint & Repair - Equip & Veh	5248 - Car Accessories	3480 - Juvenile Probation	70.00
		<b>Total</b>	<b>3,934.97</b>
	5258 - Radios & Camera Maint & Repair	0120 - Road & Bridge Fund	869.22
		3492 - Juvenile Justice Post-Adjudica	445.47
		<b>Total</b>	<b>1,314.69</b>
	5250 - Shop-Oil,Tires,Antifrz,Filters	0120 - Road & Bridge Fund	698.40
		3720 - Jail	314.56
		0170 - Inland Park Fund	177.80
		0180 - Coastal Parks Department	71.31
		1590 - Hilltop Facility	23.96
		<b>Total</b>	<b>1,286.03</b>
	5256 - PC Maintenance & Repairs	1240 - Information Technology	289.50
		0370 - Metropolitan Planning Org	99.99
		<b>Total</b>	<b>389.49</b>
	5247 - Car Wash & Cleaning Expense	3830 - Constable 3	33.95
		3810 - Constable 1	20.00
		0120 - Road & Bridge Fund	17.00
		<b>Total</b>	<b>70.95</b>
	<b>Total</b>		<b>61,472.15</b>
541 - Other Services & Charges	5427 - Clinical & Hygienic Supplies	0104 - Disaster Recovery	23,548.03
		5330 - Nueces County Animal Services	185.60
		<b>Total</b>	<b>23,733.63</b>
	5449 - Burial/Cremation Expense	4120 - Direct Social Services	4,658.39
		<b>Total</b>	<b>4,658.39</b>
	5414 - Advertisemnts & Public Notices	1270 - County Purchasing	2,828.30
		4130 - Children Protective Services	863.60
		0370 - Metropolitan Planning Org	819.80
		<b>Total</b>	<b>4,511.70</b>
	5438 - General Operating Supplies	4190 - Senior Community Services	2,035.94
		3092 - Vector Control	712.60
		0104 - Disaster Recovery	429.85
		2820 - State Aid-Grant	389.67
		0170 - Inland Park Fund	219.34
		5330 - Nueces County Animal Services	142.86
		0120 - Road & Bridge Fund	92.17
		1590 - Hilltop Facility	59.95
		0180 - Coastal Parks Department	47.76
	3820 - Constable 2	8.00	

**Nueces County, Texas**  
**PCard Transaction Totals by Budget Category, Key Code and Department**  
**All Funds**  
**June 2020**

Budget Category	Key Code	Department	Amount
541 - Other Services & Charges	5438 - General Operating Supplies	<b>Total</b>	<b>4,138.14</b>
	5440 - Inmate General Supplies	2820 - State Aid-Grant	2,155.61
		3720 - Jail	1,269.05
		3492 - Juvenile Justice Post-Adjudica	256.16
		<b>Total</b>	<b>3,680.82</b>
	5459 - Transportation of Persons	2170 - Tx Vet Comm Vet Asst	3,063.00
		<b>Total</b>	<b>3,063.00</b>
	5463 - Wearing Apparel Expenses	0170 - Inland Park Fund	1,272.08
		3830 - Constable 3	875.00
		3492 - Juvenile Justice Post-Adjudica	574.86
		1590 - Hilltop Facility	202.40
		3700 - County Sheriff	125.98
		<b>Total</b>	<b>3,050.32</b>
	5433 - Educational & Demo Supplies	2150 - TSLAC 2020 Special Projects	1,704.10
		1322 - Sheriff Community Projects	513.00
		6110 - Agricultural Extension	93.99
		3480 - Juvenile Probation	46.41
		2820 - State Aid-Grant	23.92
		<b>Total</b>	<b>2,381.42</b>
	5444 - Law Enforcement Supplies	0104 - Disaster Recovery	1,385.87
		1330 - State Awrdded Sheriff	418.52
		3720 - Jail	229.00
		3820 - Constable 2	76.96
		1335 - State Awrdded Cstb 5	72.00
		3700 - County Sheriff	51.57
		<b>Total</b>	<b>2,233.92</b>
	5435 - Equipment Rentals	1570 - Building Superintendent	953.29
		0160 - Airport Fund Administration	723.75
		0120 - Road & Bridge Fund	125.00
		<b>Total</b>	<b>1,802.04</b>
	5447 - Membrships,Dues,Certifications	3520 - District Attorney	386.22
		3092 - Vector Control	383.69
0102 - General Liability Insurance		373.83	
0160 - Airport Fund Administration		169.98	
0182 - Pier Funds		140.00	
3480 - Juvenile Probation		120.00	
3490 - Juvenile Detention		120.00	
3492 - Juvenile Justice Post-Adjudica		60.00	

**Nueces County, Texas**  
**PCard Transaction Totals by Budget Category, Key Code and Department**  
**All Funds**  
**June 2020**

Budget Category	Key Code	Department	Amount
541 - Other Services & Charges	5447 - Membrships,Dues,Certifications	4110 - Social Services-Administration	18.00
		<b>Total</b>	<b>1,771.72</b>
	5425 - Child's Clothing & Supplies	4130 - Children Protective Services	1,100.00
		<b>Total</b>	<b>1,100.00</b>
	5453 - Recreation Supplies	3492 - Juvenile Justice Post-Adjudica	575.27
		3490 - Juvenile Detention	309.80
		<b>Total</b>	<b>885.07</b>
	5487 - Other Outside Agencies	1388 - Prct 3 Special Revenue Fund	565.70
		<b>Total</b>	<b>565.70</b>
	5424 - Books & Subscrptions Inventory	6310 - County Library	508.98
		<b>Total</b>	<b>508.98</b>
	5437 - Fees & Permits	0120 - Road & Bridge Fund	106.02
		0160 - Airport Fund Administration	50.00
		3700 - County Sheriff	40.50
		0170 - Inland Park Fund	30.00
		3840 - Constable 4	22.50
		3850 - Constable 5	22.00
		0180 - Coastal Parks Department	15.00
		3810 - Constable 1	15.00
		4190 - Senior Community Services	15.00
		3480 - Juvenile Probation	7.50
		3720 - Jail	7.50
		3820 - Constable 2	7.50
		3830 - Constable 3	7.50
		5330 - Nueces County Animal Services	7.50
		<b>Total</b>	<b>353.52</b>
	5442 - Investigation Costs	3520 - District Attorney	245.90
		3700 - County Sheriff	17.99
		<b>Total</b>	<b>263.89</b>
	5455 - Services - Other	2820 - State Aid-Grant	152.49
		<b>Total</b>	<b>152.49</b>
	5481 - Historical Comm/Library Board	1285 - General Administration	100.00
		<b>Total</b>	<b>100.00</b>
5428 - Contract Services-Other	6310 - County Library	62.00	
	<b>Total</b>	<b>62.00</b>	
5462 - Video & Recording Expenses	3490 - Juvenile Detention	15.98	
	<b>Total</b>	<b>15.98</b>	
<b>Total</b>			<b>59,032.73</b>

**Nueces County, Texas**  
**PCard Transaction Totals by Budget Category, Key Code and Department**  
**All Funds**  
**June 2020**

Budget Category	Key Code	Department	Amount
551 - Other Expense	5517 - Copiers/Print Shop Costs	3720 - Jail	7,248.58
		3530 - District Clerk	6,094.85
		3700 - County Sheriff	4,072.44
		3520 - District Attorney	3,530.30
		4110 - Social Services-Administration	1,485.96
		1200 - Tax Assessor - Collector	1,407.26
		0120 - Road & Bridge Fund	1,399.76
		3480 - Juvenile Probation	1,322.69
		1250 - County Auditor	1,281.31
		6310 - County Library	1,209.00
		1490 - CSCD Cook Building	1,154.39
		1160 - County Clerk	1,089.38
		3640 - Justice of the Peace 4	1,058.38
		6110 - Agricultural Extension	1,004.54
		6210 - Family & Consumer Sciences	1,004.52
		3490 - Juvenile Detention	992.52
		0180 - Coastal Parks Department	962.58
		1130 - County Attorney	880.19
		4190 - Senior Community Services	843.50
		3600 - Justice of the Peace 1-1	730.32
		1315 - County Clerk Records Mgmt	679.68
		3890 - Medical Examiner	634.54
		1285 - General Administration	588.73
		3250 - Magistrate/ DWI Drug Court	571.75
		3710 - ID Jail Division	547.42
		3610 - Justice of the Peace 1-2	543.24
		0150 - Law Library Fund	542.43
		1121 - CCMGT Support	513.35
		3850 - Constable 5	506.30
		3622 - Justice of the Peace 2-2	485.34
		1270 - County Purchasing	411.25
		3621 - Justice of the Peace 2-1	404.36
		3120 - County Court at Law 2	393.43
3130 - County Court at Law 3	393.42		
3150 - County Court at Law 5	360.29		
1245 - Human Resources	352.76		
3820 - Constable 2	351.00		
3310 - 28th District Court	340.76		

**Nueces County, Texas**  
**PCard Transaction Totals by Budget Category, Key Code and Department**  
**All Funds**  
**June 2020**

Budget Category	Key Code	Department	Amount	
551 - Other Expense	5517 - Copiers/Print Shop Costs	1170 - County Clerk Treasury	329.92	
		1180 - Co Clerk Collections	329.91	
		3810 - Constable 1	320.96	
		3613 - Justice of the Peace 1-3	316.08	
		3630 - Justice of the Peace 3	297.84	
		3320 - 94th District Court	297.50	
		3340 - 117th District Court	297.49	
		3830 - Constable 3	283.10	
		3300 - Court Administration	283.00	
		3110 - County Court at Law 1	282.64	
		3140 - County Court at Law 4	282.63	
		3370 - 319th District Court	270.45	
		3380 - 347th District Court	270.44	
		3650 - Justice of the Peace 5-1	262.90	
		3510 - District Clerk-Jury Admin	235.65	
		1570 - Building Superintendent	222.96	
		3492 - Juvenile Justice Post-Adjudica	221.96	
		1470 - Records Management Department	208.02	
		1122 - Grants Administration	204.57	
		0160 - Airport Fund Administration	195.03	
		3350 - 148th District Court	189.71	
		3360 - 214th District Court	189.70	
		4195 - Hilltop Community Services	184.62	
		3330 - 105th District Court	182.05	
		0170 - Inland Park Fund	170.42	
		5330 - Nueces County Animal Services	170.42	
	1125 - Risk Management	151.73		
	1275 - Veterans' Service	145.78		
	3655 - Justice of the Peace 5-2	121.22		
		<b>Total</b>	<b>54,311.22</b>	
		5518 - Extra Copies	1545 - Keach Library Building	200.15
			3520 - District Attorney	35.00
			<b>Total</b>	<b>235.15</b>
	5515 - Contract Lease Pymts	0370 - Metropolitan Planning Org	109.72	
		<b>Total</b>	<b>109.72</b>	
	<b>Total</b>		<b>54,656.09</b>	
521 - Office Expense & Supplies	5211 - Office Expenses & Supplies	3720 - Jail	10,365.59	
		1200 - Tax Assessor - Collector	5,739.08	

**Nueces County, Texas**  
**PCard Transaction Totals by Budget Category, Key Code and Department**  
**All Funds**  
**June 2020**

Budget Category	Key Code	Department	Amount
521 - Office Expense & Supplies	5211 - Office Expenses & Supplies	0104 - Disaster Recovery	3,674.39
		3520 - District Attorney	1,878.62
		0180 - Coastal Parks Department	1,854.50
		6310 - County Library	1,191.32
		0120 - Road & Bridge Fund	1,124.87
		1570 - Building Superintendent	1,109.00
		4110 - Social Services-Administration	961.74
		3700 - County Sheriff	947.59
		3480 - Juvenile Probation	822.33
		3250 - Magistrate/ DWI Drug Court	441.84
		3492 - Juvenile Justice Post-Adjudica	418.05
		0136 - County Judge Special Rev Fund	379.95
		3490 - Juvenile Detention	308.93
		3710 - ID Jail Division	293.58
		3150 - County Court at Law 5	279.29
		3810 - Constable 1	278.72
		1545 - Keach Library Building	272.00
		0102 - General Liability Insurance	264.00
		3360 - 214th District Court	235.52
		0370 - Metropolitan Planning Org	226.60
		1190 - County Clerk Elections	191.65
		3610 - Justice of the Peace 1-2	179.94
		1122 - Grants Administration	154.97
		3200 - Legal Aid	152.32
		2820 - State Aid-Grant	151.52
		0170 - Inland Park Fund	149.48
		2150 - TSLAC 2020 Special Projects	134.91
		3340 - 117th District Court	134.11
		3630 - Justice of the Peace 3	133.30
		3621 - Justice of the Peace 2-1	122.92
		3075 - Contract Elections	115.00
		1470 - Records Management Department	83.00
3622 - Justice of the Peace 2-2	57.03		
4190 - Senior Community Services	52.87		
1285 - General Administration	47.09		
1250 - County Auditor	40.90		
3830 - Constable 3	36.80		
1030 - County Commissioner Prec 3	32.20		

**Nueces County, Texas**  
**PCard Transaction Totals by Budget Category, Key Code and Department**  
**All Funds**  
**June 2020**

Budget Category	Key Code	Department	Amount
521 - Office Expense & Supplies	5211 - Office Expenses & Supplies	3850 - Constable 5	29.77
		1120 - County Judge	20.09
		1240 - Information Technology	7.58
		1270 - County Purchasing	3.89
		3530 - District Clerk	3.78
		<b>Total</b>	<b>35,102.63</b>
	5212 - Central Supply Charges	0104 - Disaster Recovery	9,610.55
		1250 - County Auditor	48.42
		<b>Total</b>	<b>9,658.97</b>
	5680 - Non Capital Outlay < \$5000	1901 - General Capital Projects	1,931.06
		0120 - Road & Bridge Fund	546.69
		<b>Total</b>	<b>2,477.75</b>
	5216 - Gulf Coast Mailing	1200 - Tax Assessor - Collector	484.64
		3530 - District Clerk	104.52
		1160 - County Clerk	66.84
		1170 - County Clerk Treasury	39.08
		1180 - Co Clerk Collections	27.80
		3520 - District Attorney	19.92
		3140 - County Court at Law 4	19.04
		3110 - County Court at Law 1	18.88
		3480 - Juvenile Probation	14.00
		3610 - Justice of the Peace 1-2	12.52
		3130 - County Court at Law 3	11.60
		3700 - County Sheriff	10.32
		3075 - Contract Elections	9.56
		1250 - County Auditor	8.44
		3150 - County Court at Law 5	8.20
		3380 - 347th District Court	5.60
		3120 - County Court at Law 2	4.64
		1130 - County Attorney	4.00
		3340 - 117th District Court	4.00
		3600 - Justice of the Peace 1-1	3.64
		3350 - 148th District Court	3.60
		1490 - CSCD Cook Building	2.84
		3330 - 105th District Court	2.48
	3310 - 28th District Court	2.12	
	3810 - Constable 1	1.96	
	3370 - 319th District Court	1.68	

**Nueces County, Texas**  
**PCard Transaction Totals by Budget Category, Key Code and Department**  
**All Funds**  
**June 2020**

Budget Category	Key Code	Department	Amount
521 - Office Expense & Supplies	5216 - Gulf Coast Mailing	0120 - Road & Bridge Fund	1.40
		3710 - ID Jail Division	0.80
		1245 - Human Resources	0.64
		3360 - 214th District Court	0.44
		4130 - Children Protective Services	0.40
		3490 - Juvenile Detention	0.24
		1120 - County Judge	0.16
		1270 - County Purchasing	0.16
		3006 - Dispute Resolutions	0.16
		1010 - County Commissioner Prec 1	0.08
		<b>Total</b>	<b>896.40</b>
	5217 - Postage & Fed Express	1240 - Information Technology	227.01
		3092 - Vector Control	216.66
		0120 - Road & Bridge Fund	155.95
		1130 - County Attorney	77.90
		1200 - Tax Assessor - Collector	64.00
		5220 - Environmental Enforcement	55.00
		6310 - County Library	15.30
		<b>Total</b>	<b>811.82</b>
	5215 - Postage Equipment Rentals	1160 - County Clerk	318.00
		1170 - County Clerk Treasury	92.00
		<b>Total</b>	<b>410.00</b>
	5218 - Books, Magzs & Subscriptions	3850 - Constable 5	215.48
		0121 - Engineering	163.85
		1130 - County Attorney	8.52
		<b>Total</b>	<b>387.85</b>
	<b>Total</b>	<b>49,745.42</b>	
554 - Travel	5542 - Travel, Food & Lodging	0104 - Disaster Recovery	37,095.02
		6210 - Family & Consumer Sciences	202.15
		<b>Total</b>	<b>37,297.17</b>
	<b>Total</b>	<b>37,297.17</b>	
160 - Inventory	1500 - Inventory - Supplies	1270 - County Purchasing	30,476.02
		<b>Total</b>	<b>30,476.02</b>
	1550 - Inventory - Commodities	0182 - Pier Funds	287.32
		0180 - Coastal Parks Department	207.70
		<b>Total</b>	<b>495.02</b>
	<b>Total</b>	<b>30,971.04</b>	
130 - Accounts Receivable	1409 - A/R CREDIT CARDS	1250 - County Auditor	26,325.32



**Nueces County, Texas**  
**PCard Transaction Totals by Budget Category, Key Code and Department**  
**All Funds**  
**June 2020**

			Amount
Budget Category	Key Code	Department	
130 - Accounts Receivable	1409 - A/R CREDIT CARDS	<b>Total</b>	<b>26,325.32</b>
	1472 - Charge Customer A/R	3492 - Juvenile Justice Post-Adjudica	2,994.60
		<b>Total</b>	<b>2,994.60</b>
	1410 - Accts Rec-Component Units	5110 - Commissioners Diabetes Fund	466.30
		<b>Total</b>	<b>466.30</b>
<b>Total</b>			<b>29,786.22</b>
523 - Telephone & Utilities	5232 - Cellular Phones	3700 - County Sheriff	2,941.57
		0120 - Road & Bridge Fund	1,038.18
		1570 - Building Superintendent	735.37
		3480 - Juvenile Probation	605.60
		0180 - Coastal Parks Department	475.83
		3520 - District Attorney	432.57
		1240 - Information Technology	389.32
		1250 - County Auditor	389.32
		1270 - County Purchasing	389.32
		4190 - Senior Community Services	346.06
		0170 - Inland Park Fund	259.54
		3850 - Constable 5	259.54
		1130 - County Attorney	216.29
		1120 - County Judge	173.03
		1122 - Grants Administration	173.03
		1190 - County Clerk Elections	173.03
		3820 - Constable 2	173.03
		3890 - Medical Examiner	173.03
		5105 - Emergency Management	173.03
		6110 - Agricultural Extension	173.03
		1020 - County Commissioner Prec 2	129.77
		1121 - CCMGT Support	129.77
		1125 - Risk Management	129.77
		1245 - Human Resources	129.77
		1275 - Veterans' Service	129.77
		3092 - Vector Control	129.77
		3110 - County Court at Law 1	129.77
3150 - County Court at Law 5	129.77		
3810 - Constable 1	129.77		
0150 - Law Library Fund	86.51		
1010 - County Commissioner Prec 1	86.51		
1030 - County Commissioner Prec 3	86.51		

**Nueces County, Texas**  
**PCard Transaction Totals by Budget Category, Key Code and Department**  
**All Funds**  
**June 2020**

Budget Category	Key Code	Department	Amount		
523 - Telephone & Utilities	5232 - Cellular Phones	1160 - County Clerk	86.51		
		1470 - Records Management Department	86.51		
		3120 - County Court at Law 2	86.51		
		3130 - County Court at Law 3	86.51		
		3140 - County Court at Law 4	86.51		
		3300 - Court Administration	86.51		
		3305 - Title IV-D Court	86.51		
		3310 - 28th District Court	86.51		
		3320 - 94th District Court	86.51		
		3330 - 105th District Court	86.51		
		3340 - 117th District Court	86.51		
		3360 - 214th District Court	86.51		
		3380 - 347th District Court	86.51		
		3610 - Justice of the Peace 1-2	86.51		
		3640 - Justice of the Peace 4	86.51		
		3830 - Constable 3	86.51		
		3840 - Constable 4	86.51		
		5330 - Nueces County Animal Services	86.51		
		0160 - Airport Fund Administration	43.26		
		1040 - County Commissioner Prec 4	43.26		
		1170 - County Clerk Treasury	43.26		
		1200 - Tax Assessor - Collector	43.26		
		1380 - Juv Case Manager	43.26		
		3350 - 148th District Court	43.26		
		3370 - 319th District Court	43.26		
		3600 - Justice of the Peace 1-1	43.26		
		3613 - Justice of the Peace 1-3	43.26		
		3621 - Justice of the Peace 2-1	43.26		
		3622 - Justice of the Peace 2-2	43.26		
		3655 - Justice of the Peace 5-2	43.26		
		4110 - Social Services-Administration	43.26		
		6210 - Family & Consumer Sciences	43.26		
			<b>Total</b>	<b>13,280.00</b>	
			5237 - Utilities - Direct Clients	4120 - Direct Social Services	4,040.46
				2170 - Tx Vet Comm Vet Asst	717.75
				<b>Total</b>	<b>4,758.21</b>
	5236 - InterNet Fees-T-1-ISDN	1240 - Information Technology	3,524.65		
		1770 - Sr Community Services Bldgs.	616.21		

**Nueces County, Texas**  
**PCard Transaction Totals by Budget Category, Key Code and Department**  
**All Funds**  
**June 2020**

Budget Category	Key Code	Department	Amount	
523 - Telephone & Utilities	5236 - InterNet Fees-T-1-ISDN	5105 - Emergency Management	148.48	
		6210 - Family & Consumer Sciences	122.61	
		1780 - David Berlanga,Sr. Bldg	122.60	
		0370 - Metropolitan Planning Org	115.58	
		1329 - Fed Awrded Sheriff	82.35	
		<b>Total</b>	<b>4,732.48</b>	
		5239 - Tipping & Dump Fees	1500 - Mechanical Maintenance	641.26
	0170 - Inland Park Fund		416.00	
	1570 - Building Superintendent		191.08	
	0120 - Road & Bridge Fund		126.25	
	1470 - Records Management Department		78.00	
	1270 - County Purchasing		5.65	
	<b>Total</b>		<b>1,458.24</b>	
	5238 - TXU Electric Assistance	1350 - CBCF/TXU	1,433.28	
		<b>Total</b>	<b>1,433.28</b>	
	5231 - Telephone Utility Expense	0370 - Metropolitan Planning Org	291.17	
		1520 - Bishop Building	134.06	
		1760 - Robstown Community Building	77.78	
		<b>Total</b>	<b>503.01</b>	
	5229 - Content Streaming Services	3480 - Juvenile Probation	14.06	
		<b>Total</b>	<b>14.06</b>	
	<b>Total</b>			<b>26,179.28</b>
	530 - Professional Services	5306 - Empl Evals/Testing	0104 - Disaster Recovery	10,815.00
3480 - Juvenile Probation			33.00	
<b>Total</b>			<b>10,848.00</b>	
5317 - Training Exps-Inhouse, Cntract		1240 - Information Technology	1,995.00	
		3820 - Constable 2	215.00	
		3700 - County Sheriff	10.00	
		<b>Total</b>	<b>2,220.00</b>	
5302 - Education Registration Fees		3520 - District Attorney	1,200.00	
		2150 - TSLAC 2020 Special Projects	400.00	
		1030 - County Commissioner Prec 3	250.00	
		3700 - County Sheriff	100.00	
		0120 - Road & Bridge Fund	74.00	
		<b>Total</b>	<b>2,024.00</b>	
5320 - Soil Tests & Other		1570 - Building Superintendent	1,370.00	
		<b>Total</b>	<b>1,370.00</b>	
5311 - Software Srvc & Maintenance		1250 - County Auditor	714.87	

**Nueces County, Texas**  
**PCard Transaction Totals by Budget Category, Key Code and Department**  
**All Funds**  
**June 2020**

Budget Category	Key Code	Department	Amount
530 - Professional Services	5311 - Software Srvc & Maintenance	1240 - Information Technology	414.00
		3480 - Juvenile Probation	-212.39
		<b>Total</b>	<b>916.48</b>
	<b>Total</b>	<b>17,378.48</b>	
760 - Equipment	7524 - Maintenance Agreement - Equip	0440 - Substance Abuse Treatment	4,861.84
		0402 - CSCD	2,064.60
		0410 - CCP Pre-Trial Services	1,196.04
	<b>Total</b>	<b>8,122.48</b>	
<b>Total</b>	<b>8,122.48</b>		
527 - Maint & Repair-Roads & Bridges	5274 - Parts & Supplies	0120 - Road & Bridge Fund	2,613.95
		0104 - Disaster Recovery	2,604.30
		<b>Total</b>	<b>5,218.25</b>
	5276 - Road Sign Materials	0104 - Disaster Recovery	1,989.52
		0120 - Road & Bridge Fund	280.20
		<b>Total</b>	<b>2,269.72</b>
<b>Total</b>	<b>7,487.97</b>		
561 - Capital Outlay	5686 - IT Fixed Asset Exception Items	0104 - Disaster Recovery	1,529.85
		1900 - Capital Outlay	1,347.57
		<b>Total</b>	<b>2,877.42</b>
	<b>Total</b>	<b>2,877.42</b>	
522 - Food & Kitchen Expenses	5221 - Food & Edible Items	2170 - Tx Vet Comm Vet Asst	1,959.28
		1285 - General Administration	177.65
		5105 - Emergency Management	60.50
		3492 - Juvenile Justice Post-Adjudica	47.52
		<b>Total</b>	<b>2,244.95</b>
	5222 - Food for Animals	1330 - State Awrdded Sheriff	74.98
		<b>Total</b>	<b>74.98</b>
	5225 - Kitchen Supplies & Tools	1330 - State Awrdded Sheriff	23.35
<b>Total</b>		<b>23.35</b>	
<b>Total</b>	<b>2,343.28</b>		
165 - Other Assets-Short Term	1660 - Utility Pre-Payments PCard	0160 - Airport Fund Administration	484.31
		0110 - General Fund Administration	384.57
		0140 - County Stadium	330.19
		0170 - Inland Park Fund	234.38
		<b>Total</b>	<b>1,433.45</b>
<b>Total</b>	<b>1,433.45</b>		
742 - Supplies & Other Operating Exp	7421 - Office Expense & Supplies	0402 - CSCD	372.55
		0440 - Substance Abuse Treatment	101.75

**Nueces County, Texas**  
**PCard Transaction Totals by Budget Category, Key Code and Department**  
**All Funds**  
**June 2020**

			Amount
Budget Category	Key Code	Department	
742 - Supplies & Other Operating Exp	7421 - Office Expense & Supplies	<b>Total</b>	<b>474.30</b>
	7448 - Educational Supplies	0440 - Substance Abuse Treatment	180.00
		<b>Total</b>	<b>180.00</b>
	<b>Total</b>		<b>654.30</b>
137 - A/R Central Supply	1433 - A/R Global Spectrum	0141 - Fairgrounds and Showbarn	504.20
		<b>Total</b>	<b>504.20</b>
	<b>Total</b>		<b>504.20</b>
525 - Gasoline/Fuel	5241 - Gasoline-Credit Card & Bulk	3700 - County Sheriff	61.50
		3830 - Constable 3	60.12
		3810 - Constable 1	51.82
		0180 - Coastal Parks Department	40.28
		<b>Total</b>	<b>213.72</b>
	<b>Total</b>		<b>213.72</b>
712 - Furnished Transportation	7126 - Misc Repairs, Parts & Supplies	0410 - CCP Pre-Trial Services	81.80
		<b>Total</b>	<b>81.80</b>
	<b>Total</b>		<b>81.80</b>
<b>Total</b>			<b>456,483.79</b>

**Nueces County**  
**Transaction Totals by Department Average**  
Statement Date(s): 06/28/2020

Merchant	Amount	Department	Card Holder Name	Average Transaction per Dept	Average Transaction per Cardholder
FINANCIAL SERVICES	21,335.34	1250	LARIOZ, CONSUELO PEREZ	8,156.53	11,299.35
GULF COAST MAILING SERV	896.40	1250	LARIOZ, CONSUELO PEREZ	8,156.53	11,299.35
RICOH USA INC	68,163.03	1250	LARIOZ, CONSUELO PEREZ	8,156.53	11,299.35
AT&T BILL PAYMENT	13,280.00	1250	GONZALEZ, FRANCISCA YESENIA SA	8,156.53	3,128.03
CTS FRONTIER ONLINEPAY	211.84	1250	GONZALEZ, FRANCISCA YESENIA SA	8,156.53	3,128.03
INTUIT QUICKBOOKS	714.87	1250	GONZALEZ, FRANCISCA YESENIA SA	8,156.53	3,128.03
NUECES COUNTY WCID 3	1,433.45	1250	GONZALEZ, FRANCISCA YESENIA SA	8,156.53	3,128.03
H-E-B #462	1,959.28	1275	ACOSTA, DIANA MARIA	1,959.28	1,959.28
SAMES FORD LINCOLN	1,342.89	3840	SHERWOOD, ROBERT W	1,342.89	1,342.89
THE DOCTORS CENTER - PO	10,815.00	1270	CREEK, CYNTHIA	888.05	10,815.00
GULF COAST PAPER COMPANY-	23,495.00	1270	ROBINSON, MICHAEL R	888.05	8,670.00
HOLIDAY INN	37,095.02	1270	ROBINSON, MICHAEL R	888.05	8,670.00
THC VIRTUAL AUSTIN	100.00	1270	ROBINSON, MICHAEL R	888.05	8,670.00
CORPUS CHRISTI CALLER	2,828.30	1270	CROXTON, CHERYL ANN	888.05	942.77
AMAZON.COM MS3371NO0	553.20	1270	RAMIREZ, ROMEO ANTHONY	888.05	941.09
AMAZON.COM MS5JO9312 AMZN	224.90	1270	RAMIREZ, ROMEO ANTHONY	888.05	941.09
AMAZON.COM MY1A46EG0 AMZN	306.96	1270	RAMIREZ, ROMEO ANTHONY	888.05	941.09
AMAZON.COM MY1P52VM1 AMZN	366.00	1270	RAMIREZ, ROMEO ANTHONY	888.05	941.09
AMAZON.COM MY7DP8M40 AMZN	332.54	1270	RAMIREZ, ROMEO ANTHONY	888.05	941.09
AMZN MKTP US M79O838D2	1,354.91	1270	RAMIREZ, ROMEO ANTHONY	888.05	941.09
AMZN MKTP US MS23S0691	29.98	1270	RAMIREZ, ROMEO ANTHONY	888.05	941.09
CDW GOVT #ZDH5971	1,521.50	1270	RAMIREZ, ROMEO ANTHONY	888.05	941.09
CDW GOVT #ZFM1705	1,529.85	1270	RAMIREZ, ROMEO ANTHONY	888.05	941.09
CDW GOVT #ZGB1836	1,347.57	1270	RAMIREZ, ROMEO ANTHONY	888.05	941.09
CDW GOVT #ZGC6685	3,043.00	1270	RAMIREZ, ROMEO ANTHONY	888.05	941.09
DAILY WELLS COMMUNICATIO	1,662.70	1270	RAMIREZ, ROMEO ANTHONY	888.05	941.09
DISPLAYS2GO	977.46	1270	RAMIREZ, ROMEO ANTHONY	888.05	941.09
DMI DELL HIGHER EDUC	103.53	1270	RAMIREZ, ROMEO ANTHONY	888.05	941.09
FEDEX 516084193	48.42	1270	RAMIREZ, ROMEO ANTHONY	888.05	941.09
GULF COAST GRAPHICS	210.00	1270	RAMIREZ, ROMEO ANTHONY	888.05	941.09
IN LONE STAR PRODUCTS &	3,590.00	1270	RAMIREZ, ROMEO ANTHONY	888.05	941.09
NUECES CO TX - GOV PAY FE	6.52	1270	RAMIREZ, ROMEO ANTHONY	888.05	941.09
NUECES CO TX-TAC-MOTOR	240.00	1270	RAMIREZ, ROMEO ANTHONY	888.05	941.09

**Nueces County**  
**Transaction Totals by Department Average**  
Statement Date(s): 06/28/2020

Merchant	Amount	Department	Card Holder Name	Average Transaction per Dept	Average Transaction per Cardholder
O BERK COMPANY LLC	1,265.39	1270	RAMIREZ, ROMEO ANTHONY	888.05	941.09
US21 INC	6,695.00	1270	RAMIREZ, ROMEO ANTHONY	888.05	941.09
ALTEX COMPUTER AND ELECTR	3.89	1270	RODRIGUEZ, RAUL R	888.05	919.85
CITY OF CORPUS CHRISTI	5.65	1270	RODRIGUEZ, RAUL R	888.05	919.85
USPS PO 4820250415	2,750.00	1270	RODRIGUEZ, RAUL R	888.05	919.85
A&W OFFICE SUPPLY	728.11	1270	CLARK, JAMYE	888.05	380.16
AMAZON.COM MY9103OR1	235.52	1270	CLARK, JAMYE	888.05	380.16
AMAZON.COM MY9471CC0	379.95	1270	CLARK, JAMYE	888.05	380.16
AMAZON.COM MY9TN53Z1	2,035.94	1270	CLARK, JAMYE	888.05	380.16
AMERICAN SOLUTIONS4 BUS	809.49	1270	CLARK, JAMYE	888.05	380.16
AMZN MKTP US MS0RZ4N41	91.39	1270	CLARK, JAMYE	888.05	380.16
AMZN MKTP US MS2KR8NF0	179.94	1270	CLARK, JAMYE	888.05	380.16
AMZN MKTP US MS3QR3OU2 AM	29.99	1270	CLARK, JAMYE	888.05	380.16
AMZN MKTP US MY2W88NI1	39.90	1270	CLARK, JAMYE	888.05	380.16
BESTBUYCOM806098528169	86.59	1270	CLARK, JAMYE	888.05	380.16
BLT RESTAURANT SUPPLY LL	54.00	1270	CLARK, JAMYE	888.05	380.16
CC DISTRIBUTORS	845.74	1270	CLARK, JAMYE	888.05	380.16
CDW GOVT #XZF4963	1,958.67	1270	CLARK, JAMYE	888.05	380.16
COASTAL OFFICE SOLUTIONS	934.87	1270	CLARK, JAMYE	888.05	380.16
DMI DELL HIGHER EDUC	32.54	1270	CLARK, JAMYE	888.05	380.16
FASCLAMPITT CORPUS CHRIST	186.00	1270	CLARK, JAMYE	888.05	380.16
GATEWAY PRINTING & OFFICE	10,092.37	1270	CLARK, JAMYE	888.05	380.16
GULF COAST LASER RENU	219.00	1270	CLARK, JAMYE	888.05	380.16
GULF COAST PAPER COMPANY-	19,057.62	1270	CLARK, JAMYE	888.05	380.16
LOWES #00907	1,877.06	1270	CLARK, JAMYE	888.05	380.16
RR DONNELLEY	197.67	1270	CLARK, JAMYE	888.05	380.16
SPIRAL BINDING LLC	-326.00	1270	CLARK, JAMYE	888.05	380.16
STAPLES DIRECT	27.04	1270	CLARK, JAMYE	888.05	380.16
VALUE SAFES	2,044.00	1270	CLARK, JAMYE	888.05	380.16
A&W OFFICE SUPPLY	314.36	1270	MALDONADO JR, JOHNNY J	888.05	332.46
COASTAL OFFICE SOLUTIONS	374.08	1270	MALDONADO JR, JOHNNY J	888.05	332.46
FASCLAMPITT CORPUS CHRIST	42.37	1270	MALDONADO JR, JOHNNY J	888.05	332.46
GATEWAY PRINTING & OFFICE	1,928.84	1270	MALDONADO JR, JOHNNY J	888.05	332.46

**Nueces County**  
**Transaction Totals by Department Average**  
Statement Date(s): 06/28/2020

Merchant	Amount	Department	Card Holder Name	Average Transaction per Dept	Average Transaction per Cardholder
GATEWAY PRINTING & OFFICE	1,870.85	1270	HERNANDEZ, MARGARITA	888.05	245.83
GULF COAST PAPER COMPANY-	341.65	1270	HERNANDEZ, MARGARITA	888.05	245.83
1398 COLUMBIA	1,573.90	4190	STOVALL, SYLVESTER	384.92	896.72
24 HR SAFETY-CORPUS CH	348.00	4190	STOVALL, SYLVESTER	384.92	896.72
A & B PLASTICS AND FABRIC	125.00	4190	STOVALL, SYLVESTER	384.92	896.72
ACADEMY SPORTS #29	309.97	4190	STOVALL, SYLVESTER	384.92	896.72
FIVE POINTS AUTO CENTER	183.82	4190	STOVALL, SYLVESTER	384.92	896.72
MID COAST ELECTRIC SUPPLY	636.46	4190	STOVALL, SYLVESTER	384.92	896.72
SMARTLINK	440.00	4190	STOVALL, SYLVESTER	384.92	896.72
SQ THIRD COAST CHARTERS	5,100.00	4190	STOVALL, SYLVESTER	384.92	896.72
THE HOME DEPOT #6564	323.80	4190	STOVALL, SYLVESTER	384.92	896.72
THE HOME DEPOT #6584	59.94	4190	STOVALL, SYLVESTER	384.92	896.72
THE HOME DEPOT 526	566.44	4190	STOVALL, SYLVESTER	384.92	896.72
THE HOME DEPOT 6564	467.39	4190	STOVALL, SYLVESTER	384.92	896.72
ULINE SHIP SUPPLIES	8,782.14	4190	STOVALL, SYLVESTER	384.92	896.72
VULCAN INC	2,604.30	4190	STOVALL, SYLVESTER	384.92	896.72
CORPUS CHRISTI FORD	28.80	4190	PAREDEZ, EZEQUIEL	384.92	209.88
FIVE POINTS AUTO CENTER	130.01	4190	PAREDEZ, EZEQUIEL	384.92	209.88
O'REILLY AUTO PARTS 1441	15.99	4190	PAREDEZ, EZEQUIEL	384.92	209.88
PMI ROBSTOWN	1,194.16	4190	PAREDEZ, EZEQUIEL	384.92	209.88
THE HOME DEPOT #6564	25.10	4190	PAREDEZ, EZEQUIEL	384.92	209.88
TRACTOR SUPPLY #333	284.98	4190	PAREDEZ, EZEQUIEL	384.92	209.88
FIVE POINTS AUTO CENTER	209.05	4190	VALADEZ, JOSE	384.92	171.09
O'REILLY AUTO PARTS 1982	177.80	4190	VALADEZ, JOSE	384.92	171.09
ROBLES TIRE	504.72	4190	VALADEZ, JOSE	384.92	171.09
SPL ROBSTOWN HARDWARE COM	2,300.67	4190	VALADEZ, JOSE	384.92	171.09
THE HOME DEPOT #0526	7.28	4190	VALADEZ, JOSE	384.92	171.09
THE HOME DEPOT #6564	567.19	4190	VALADEZ, JOSE	384.92	171.09
THE HOME DEPOT 6564	691.31	4190	VALADEZ, JOSE	384.92	171.09
THE HOME DEPOT 6584	325.54	4190	VALADEZ, JOSE	384.92	171.09
WOODY'S TRUCK CENTER	7.00	4190	VALADEZ, JOSE	384.92	171.09
SPECTRUM	738.81	4190	HERNANDEZ, JUANITA	384.92	148.88
THE HOME DEPOT #6564	36.22	4190	HERNANDEZ, JUANITA	384.92	148.88
WCI CORPUS CHRISTI	416.00	4190	HERNANDEZ, JUANITA	384.92	148.88
A & B PLASTICS AND FABRIC	100.50	4190	MONTEMAYOR, ELIZABETH J	384.92	93.12
GRAINGER	202.40	4190	MONTEMAYOR, ELIZABETH J	384.92	93.12
INTERSTATE BATTERIES	81.65	4190	MONTEMAYOR, ELIZABETH J	384.92	93.12



**Nueces County**  
**Transaction Totals by Department Average**  
Statement Date(s): 06/28/2020

Merchant	Amount	Department	Card Holder Name	Average Transaction per Dept	Average Transaction per Cardholder
THE HOME DEPOT #6564	138.09	4190	MONTEMAYOR, ELIZABETH J	384.92	93.12
THE HOME DEPOT 6564	255.48	4190	MONTEMAYOR, ELIZABETH J	384.92	93.12
WESTERN AUTO ACE HARDWAR	59.95	4190	MONTEMAYOR, ELIZABETH J	384.92	93.12
O'REILLY AUTO PARTS 1982	3.93	4190	SANTOS, MARCELINA V	384.92	3.93
CONFERENCEC	1,200.00	3520	MATHIS, CRYSTAL D	344.56	371.95
NNA SERVICES LLC	173.83	3520	MATHIS, CRYSTAL D	344.56	371.95
STATE BAR TX-DUES-WEB	240.00	3520	MATHIS, CRYSTAL D	344.56	371.95
TLO TRANSUNION	150.00	3520	MATHIS, CRYSTAL D	344.56	371.95
ZOOM.US 888-799-9666	95.90	3520	MATHIS, CRYSTAL D	344.56	371.95
NNA SERVICES LLC	146.22	3520	ARVIZU, ELIZABETH NICOLE	344.56	298.90
STEVE OLMEDA EXXON	750.49	3520	ARVIZU, ELIZABETH NICOLE	344.56	298.90
AMAZON.COM MY3EC1MA1 AMZN	425.70	6310	DRILLEN, CRYSTAL	323.82	386.39
AMZN MKTP US MS0DW5V40	134.91	6310	DRILLEN, CRYSTAL	323.82	386.39
ESC REG 2	200.00	6310	DRILLEN, CRYSTAL	323.82	386.39
ESCUE & ASSOCIATES	508.98	6310	DRILLEN, CRYSTAL	323.82	386.39
IN COSTUME SPECIALISTS I	140.00	6310	DRILLEN, CRYSTAL	323.82	386.39
TEXAS STATE AQUARIUM	62.00	6310	DRILLEN, CRYSTAL	323.82	386.39
THE PADCASTER LLC	1,704.10	6310	DRILLEN, CRYSTAL	323.82	386.39
WAL-MART #0464	301.84	6310	DRILLEN, CRYSTAL	323.82	386.39
DOLLAR TREE	50.00	6310	ANGUIANO, VERONICA NICOLE	323.82	272.89
ESC REG 2	200.00	6310	ANGUIANO, VERONICA NICOLE	323.82	272.89
H-E-B #022	9.18	6310	ANGUIANO, VERONICA NICOLE	323.82	272.89
INNOVATIVE SIGN LLC	1,000.00	6310	ANGUIANO, VERONICA NICOLE	323.82	272.89
WM SUPERCENTER #464	105.28	6310	ANGUIANO, VERONICA NICOLE	323.82	272.89
USPS PO 4876650380	15.30	6310	GARZA, IDA GONZALEZ	323.82	15.30
BRIGGS EQUIPMENT #21	723.75	0160	COX, JOHN F	305.75	305.75
IN R & R PETRO SERVICES	105.00	0160	COX, JOHN F	305.75	305.75
SECURITYMETRICS INC.	169.98	0160	COX, JOHN F	305.75	305.75
SQ G A DOUGLAS	480.00	0160	COX, JOHN F	305.75	305.75
TCEQ EPAYMENT	50.00	0160	COX, JOHN F	305.75	305.75
ALTEX COMPUTER AND ELECTR	301.80	1570	RIOS, BOBBY C	301.02	655.94
BUTLER SIGNATURE EVENTS	776.00	1570	RIOS, BOBBY C	301.02	655.94
IN KLOBASH REMODELING	1,900.00	1570	RIOS, BOBBY C	301.02	655.94

**Nueces County**  
**Transaction Totals by Department Average**  
Statement Date(s): 06/28/2020

Merchant	Amount	Department	Card Holder Name	Average Transaction per Dept	Average Transaction per Cardholder
LIGHT HOUSE GRAPHICS	1,109.00	1570	RIOS, BOBBY C	301.02	655.94
MUNIZ ELECTRIC AND COOLIN	904.33	1570	RIOS, BOBBY C	301.02	655.94
PRO FIRE PROTECTION INC	425.00	1570	RIOS, BOBBY C	301.02	655.94
THE HOME DEPOT #6584	353.75	1570	RIOS, BOBBY C	301.02	655.94
TMS SOUTH INC	789.55	1570	RIOS, BOBBY C	301.02	655.94
BINSWANGER GLASS #100	630.00	1570	SANTA MARIA JR, OSCAR	301.02	408.14
C B SALES AND SERVICE	765.50	1570	SANTA MARIA JR, OSCAR	301.02	408.14
GULF COAST NUT & BOLT SUP	27.11	1570	SANTA MARIA JR, OSCAR	301.02	408.14
SERVPRO OF CORPUS CHRISTI	209.95	1570	SANTA MARIA JR, OSCAR	301.02	408.14
HOSE OF SOUTH TEXAS	74.57	1570	RIOS, AARON CLARK	301.02	402.83
JOHNSTONE SUPPLY-CORPUS	1,727.26	1570	RIOS, AARON CLARK	301.02	402.83
LOWES #01825	122.86	1570	RIOS, AARON CLARK	301.02	402.83
O'REILLY AUTO PARTS 635	65.94	1570	RIOS, AARON CLARK	301.02	402.83
THE HOME DEPOT #6584	23.52	1570	RIOS, AARON CLARK	301.02	402.83
A & B PLASTICS AND FABRIC	1,398.20	1570	CRUTCHFIELD, ROCKY J	301.02	324.26
COASTAL A.D.S INC.	792.00	1570	CRUTCHFIELD, ROCKY J	301.02	324.26
GRAYBAR ELECTRIC	616.58	1570	CRUTCHFIELD, ROCKY J	301.02	324.26
JOHNSTONE SUPPLY CORPUS	68.44	1570	CRUTCHFIELD, ROCKY J	301.02	324.26
KOETTER FIRE CORPUS	1,360.00	1570	CRUTCHFIELD, ROCKY J	301.02	324.26
MCCOYS #17	22.85	1570	CRUTCHFIELD, ROCKY J	301.02	324.26
S. TEXAS ALL BATTERY	266.56	1570	CRUTCHFIELD, ROCKY J	301.02	324.26
THE HOME DEPOT #6564	95.17	1570	CRUTCHFIELD, ROCKY J	301.02	324.26
THE HOME DEPOT #6584	68.16	1570	CRUTCHFIELD, ROCKY J	301.02	324.26
TIGER HEATING & AIR LLC	176.00	1570	CRUTCHFIELD, ROCKY J	301.02	324.26
A PLUS PLUMBING AND RE	985.50	1570	FLORES, RICHARD	301.02	307.76
BINSWANGER GLASS #100	431.84	1570	FLORES, RICHARD	301.02	307.76
COASTAL A.D.S INC.	36.00	1570	FLORES, RICHARD	301.02	307.76
JOHNSON CONTROLS SS	463.98	1570	FLORES, RICHARD	301.02	307.76
MINIT MAN - 5	7.00	1570	FLORES, RICHARD	301.02	307.76
SUMMIT ELECTRIC SUPPLY	230.00	1570	FLORES, RICHARD	301.02	307.76
A PLUS PLUMBING AND RE	440.00	1570	CASTILLO, NOE C	301.02	284.13
BINSWANGER GLASS #100	438.00	1570	CASTILLO, NOE C	301.02	284.13
COASTAL A.D.S INC.	166.40	1570	CASTILLO, NOE C	301.02	284.13
CORPUS CHRISTI SAFE AND L	144.85	1570	CASTILLO, NOE C	301.02	284.13
EVINS GLASS SERVICE INC	550.00	1570	CASTILLO, NOE C	301.02	284.13
FERGUSON ENT # 116	55.63	1570	CASTILLO, NOE C	301.02	284.13
IN TROYS FENCE	300.00	1570	CASTILLO, NOE C	301.02	284.13

**Nueces County**  
**Transaction Totals by Department Average**  
Statement Date(s): 06/28/2020

Merchant	Amount	Department	Card Holder Name	Average Transaction per Dept	Average Transaction per Cardholder
JACKS SMALL ENGINES & GEN	928.59	1570	CASTILLO, NOE C	301.02	284.13
JOHNSON CONTROLS SS	1,560.00	1570	CASTILLO, NOE C	301.02	284.13
MINIT MAN - 5	7.00	1570	CASTILLO, NOE C	301.02	284.13
ROBERT BROOKE & ASSOCIATE	65.37	1570	CASTILLO, NOE C	301.02	284.13
SHEINBERG TOOL CO. INC.	179.95	1570	CASTILLO, NOE C	301.02	284.13
THE HOME DEPOT #0526	14.94	1570	CASTILLO, NOE C	301.02	284.13
THE HOME DEPOT #6584	179.71	1570	CASTILLO, NOE C	301.02	284.13
WESTERN AUTO ACE HARDWAR	13.58	1570	CASTILLO, NOE C	301.02	284.13
ZORO TOOLS INC	922.71	1570	CASTILLO, NOE C	301.02	284.13
A PLUS PLUMBING AND RE	255.00	1570	BELTRAN, HECTOR A	301.02	232.75
GRAYBAR ELECTRIC	154.88	1570	BELTRAN, HECTOR A	301.02	232.75
JOHNSON CONTROLS SS	928.40	1570	BELTRAN, HECTOR A	301.02	232.75
PAYPAL ALARMEFX	230.00	1570	BELTRAN, HECTOR A	301.02	232.75
PRO FIRE PROTECTION INC	406.00	1570	BELTRAN, HECTOR A	301.02	232.75
THE HOME DEPOT #6584	233.74	1570	BELTRAN, HECTOR A	301.02	232.75
TOTAL PROTECTION SYSTEMS	585.00	1570	BELTRAN, HECTOR A	301.02	232.75
A WAVELL FLAGPOLE	272.00	1570	SAIZ, REYMUNDO	301.02	214.98
HARBOR FREIGHT TOOLS 680	157.97	1570	SAIZ, REYMUNDO	301.02	214.98
PRAXAIR DIST INC OAM	177.29	1570	HARTUNG, MARY ANNE	301.02	177.29
A & B PLASTICS AND FABRIC	142.00	1570	PERALES, ERNESTO GALLEGOS	301.02	110.68
ASHMORE PAINT COMPANY INC	471.36	1570	PERALES, ERNESTO GALLEGOS	301.02	110.68
COASTAL A.D.S INC.	91.60	1570	PERALES, ERNESTO GALLEGOS	301.02	110.68
SHEINBERG TOOL CO. INC.	69.80	1570	PERALES, ERNESTO GALLEGOS	301.02	110.68
DIAMOND B TRACTORS AND EQ	485.00	1570	PALACIOS JR, NICK	301.02	97.20
EWALD KUBOTA - CORPUS CHR	92.30	1570	PALACIOS JR, NICK	301.02	97.20
THE HOME DEPOT #6584	204.70	1570	PALACIOS JR, NICK	301.02	97.20
THE HOME DEPOT 6584	92.80	1570	PALACIOS JR, NICK	301.02	97.20
USPS PO 4876650380	55.00	1570	CHERRY III, NED	301.02	55.00
BESTBUYCOM806195158820	279.29	3150	MCCOY, TIMOTHY JORDON	279.29	279.29
CORPUS CHRISTI CALLER	819.80	0370	BOULAN, YOSHIKO	277.14	385.37
GATEWAY PRINTING & OFFICE	226.60	0370	BOULAN, YOSHIKO	277.14	385.37
KYOCERA DOCUMENT SOLUTION	109.72	0370	BOULAN, YOSHIKO	277.14	385.37

**Nueces County**  
**Transaction Totals by Department Average**  
Statement Date(s): 06/28/2020

Merchant	Amount	Department	Card Holder Name	Average Transaction per Dept	Average Transaction per Cardholder
8X8 INC 888-898-8733	291.17	0370	CARRIZALES, DANIEL VILLARREAL	277.14	168.91
OFFICE DEPOT #468	99.99	0370	CARRIZALES, DANIEL VILLARREAL	277.14	168.91
SPECTRUM	115.58	0370	CARRIZALES, DANIEL VILLARREAL	277.14	168.91
ALTEX COMPUTER AND ELECTR	289.50	1240	CANALES, BRENDA LEE	272.23	272.23
DIGICERT INC	414.00	1240	CANALES, BRENDA LEE	272.23	272.23
DTV DIRECTV SERVICE	54.45	1240	CANALES, BRENDA LEE	272.23	272.23
EVEREST WATER COFFEE	83.00	1240	CANALES, BRENDA LEE	272.23	272.23
FEDEX 517931897	105.87	1240	CANALES, BRENDA LEE	272.23	272.23
FEDEX 61691292	121.14	1240	CANALES, BRENDA LEE	272.23	272.23
GRANDE COMMUNICATIONS	100.08	1240	CANALES, BRENDA LEE	272.23	272.23
GRAYBAR ELECTRIC	823.93	1240	CANALES, BRENDA LEE	272.23	272.23
GRAYBAR ELECTRIC COMPANY	452.02	1240	CANALES, BRENDA LEE	272.23	272.23
ISC2	1,995.00	1240	CANALES, BRENDA LEE	272.23	272.23
OFFICE DEPOT #70	7.58	1240	CANALES, BRENDA LEE	272.23	272.23
SPECTRUM	3,370.12	1240	CANALES, BRENDA LEE	272.23	272.23
WCI CORPUS CHRISTI	78.00	1240	CANALES, BRENDA LEE	272.23	272.23
AMBIT TEXAS LLC	89.79	4110	HERRERA, VERONICA ELIZABETH	259.70	348.91
CITY OF CORPUS CHRISTI	625.51	4110	HERRERA, VERONICA ELIZABETH	259.70	348.91
CORPUS CHRISTI TRANSPORT	3,000.00	4110	HERRERA, VERONICA ELIZABETH	259.70	348.91
FSI CPL RETAIL	417.07	4110	HERRERA, VERONICA ELIZABETH	259.70	348.91
GREEN MOUNTAIN ENERGY	55.58	4110	HERRERA, VERONICA ELIZABETH	259.70	348.91
GREYHOUND LINES 6855	63.00	4110	HERRERA, VERONICA ELIZABETH	259.70	348.91
GUARDIAN FUNERAL HOME & C	1,444.39	4110	HERRERA, VERONICA ELIZABETH	259.70	348.91
JUST ENERGY	225.00	4110	HERRERA, VERONICA ELIZABETH	259.70	348.91
NUECES ELECTRIC COOP RET	90.46	4110	HERRERA, VERONICA ELIZABETH	259.70	348.91
PAW ALL FAITH CREMATION	1,142.00	4110	HERRERA, VERONICA ELIZABETH	259.70	348.91
ROBSTOWN UTILITY SYSTEMS	505.49	4110	HERRERA, VERONICA ELIZABETH	259.70	348.91
TEXPO DBA YEP & SWPL	123.91	4110	HERRERA, VERONICA ELIZABETH	259.70	348.91
TXU BILL PAYMENT	1,257.23	4110	HERRERA, VERONICA ELIZABETH	259.70	348.91

**Nueces County**  
**Transaction Totals by Department Average**  
Statement Date(s): 06/28/2020

Merchant	Amount	Department	Card Holder Name	Average Transaction per Dept	Average Transaction per Cardholder
UNITY CHAPEL FUNERAL	921.00	4110	HERRERA, VERONICA ELIZABETH	259.70	348.91
XOOM ENERGY	158.00	4110	HERRERA, VERONICA ELIZABETH	259.70	348.91
CITY OF BISHOP UTILITIES	100.51	4110	HANDY, RACHEL	259.70	153.09
CITY OF CORPUS CHRISTI	172.89	4110	HANDY, RACHEL	259.70	153.09
CORPUS CHRISTI FUNERAL	821.00	4110	HANDY, RACHEL	259.70	153.09
CORPUS CHRISTI WILBERT	330.00	4110	HANDY, RACHEL	259.70	153.09
FSI CPL RETAIL	181.08	4110	HANDY, RACHEL	259.70	153.09
GOVERNMENT PAYMENTS	6.00	4110	HANDY, RACHEL	259.70	153.09
GREEN MOUNTAIN ENERGY	387.30	4110	HANDY, RACHEL	259.70	153.09
HERITAGE POWER	200.17	4110	HANDY, RACHEL	259.70	153.09
JUST ENERGY	150.75	4110	HANDY, RACHEL	259.70	153.09
NUECES COUNTY WCID 3	96.78	4110	HANDY, RACHEL	259.70	153.09
ROBSTOWN UTILITY SYSTEMS	694.20	4110	HANDY, RACHEL	259.70	153.09
STREAM ENERGY	117.02	4110	HANDY, RACHEL	259.70	153.09
TXU BILL PAYMENT	110.35	4110	HANDY, RACHEL	259.70	153.09
ELITE	18.00	4110	RACH, REBECCA S	259.70	18.00
ZACHRY PUBLICATIONS	250.00	1030	MAREZ, EDWARD J	250.00	250.00
DISCOUNT-TIRE-CO TXC-05	587.00	0180	SCOTT, ALANA KAY	243.44	551.68
LOWES #01825	188.18	0180	SCOTT, ALANA KAY	243.44	551.68
MID COAST ELECTRIC SUPPLY	4,679.70	0180	SCOTT, ALANA KAY	243.44	551.68
MOMAR INC	1,912.99	0180	SCOTT, ALANA KAY	243.44	551.68
OFFICE DEPOT #1127	85.50	0180	SCOTT, ALANA KAY	243.44	551.68
OFFICE DEPOT #70	506.03	0180	SCOTT, ALANA KAY	243.44	551.68
SAMS CLUB #8267	619.50	0180	SCOTT, ALANA KAY	243.44	551.68
THE ISLAND CAR WASH	14.00	0180	SCOTT, ALANA KAY	243.44	551.68
WAL-MART #0490	164.25	0180	SCOTT, ALANA KAY	243.44	551.68
WM SUPERCENTER #490	33.36	0180	SCOTT, ALANA KAY	243.44	551.68
ZIEBART TX-70	588.00	0180	SCOTT, ALANA KAY	243.44	551.68
CRAWFORD CORPUS CHRISTI	96.58	0180	AGUILAR, ROBERT MARIO	243.44	325.62
EXXONMOBIL 45362076	1,056.40	0180	AGUILAR, ROBERT MARIO	243.44	325.62
HOLT CAT CORPUS - MC	1,489.79	0180	AGUILAR, ROBERT MARIO	243.44	325.62
NORTH PADRE ACE HARDWARE	1,101.48	0180	AGUILAR, ROBERT MARIO	243.44	325.62
O'REILLY AUTO PARTS 1687	91.33	0180	AGUILAR, ROBERT MARIO	243.44	325.62
THE HOME DEPOT #0526	71.80	0180	AGUILAR, ROBERT MARIO	243.44	325.62
HOLT CAT CORPUS - MC	1,020.48	0180	STONE, MICHAEL STEVEN	243.44	235.45
JOHNSTONE SUPPLY OF C C	119.50	0180	STONE, MICHAEL STEVEN	243.44	235.45
LOWES #01825	79.18	0180	STONE, MICHAEL STEVEN	243.44	235.45

**Nueces County**  
**Transaction Totals by Department Average**  
Statement Date(s): 06/28/2020

Merchant	Amount	Department	Card Holder Name	Average Transaction per Dept	Average Transaction per Cardholder
LOWES #02506	720.02	0180	STONE, MICHAEL STEVEN	243.44	235.45
MID COAST ELECTRIC SUPPLY	179.84	0180	STONE, MICHAEL STEVEN	243.44	235.45
1398 COLUMBIA	150.14	0180	GALVAN JR, ANTONIO	243.44	105.88
AIR AND FILTERS	153.96	0180	GALVAN JR, ANTONIO	243.44	105.88
DISCOUNT AUTO 2	280.17	0180	GALVAN JR, ANTONIO	243.44	105.88
HUB CITY OVERHEAD DOOR CO	237.00	0180	GALVAN JR, ANTONIO	243.44	105.88
LOWES #01825	47.84	0180	GALVAN JR, ANTONIO	243.44	105.88
O'REILLY AUTO PARTS 1687	29.97	0180	GALVAN JR, ANTONIO	243.44	105.88
SE20468	40.28	0180	GALVAN JR, ANTONIO	243.44	105.88
SQ TEXAS SIGN EXPR	670.00	0180	GALVAN JR, ANTONIO	243.44	105.88
SQ TEXAS SIGN EXPRESS	0.00	0180	GALVAN JR, ANTONIO	243.44	105.88
THE HOME DEPOT 526	227.87	0180	GALVAN JR, ANTONIO	243.44	105.88
ZARSKY LUMBER-CORPUS CHR	220.08	0180	GALVAN JR, ANTONIO	243.44	105.88
ZARSKY LUMBER-PORT ARANS	589.61	0180	GALVAN JR, ANTONIO	243.44	105.88
LOWES #01825	525.06	0180	CRONIN, RONALD MICHAEL	243.44	92.61
MG BUILDING CORPUS CHRIS	672.81	0180	CRONIN, RONALD MICHAEL	243.44	92.61
NORTH PADRE ACE HARDWARE	230.11	0180	CRONIN, RONALD MICHAEL	243.44	92.61
THE HOME DEPOT #6584	106.03	0180	CRONIN, RONALD MICHAEL	243.44	92.61
THE HOME DEPOT 526	85.17	0180	CRONIN, RONALD MICHAEL	243.44	92.61
WAL-MART #0490	47.76	0180	CRONIN, RONALD MICHAEL	243.44	92.61
A PLUS PLUMBING AND RE	2,084.40	0120	MORENO, YOLANDA	212.82	1,321.34
CERTIFIED LABORATORIES	3,523.70	0120	MORENO, YOLANDA	212.82	1,321.34
ENVIROTEST LLC	1,370.00	0120	MORENO, YOLANDA	212.82	1,321.34
HALFMOON EDUCATION	299.00	0120	MORENO, YOLANDA	212.82	1,321.34
IN URETEK ICR SOUTH TEXA	3,156.00	0120	MORENO, YOLANDA	212.82	1,321.34
PAYPAL ACCESSPUBCO	163.85	0120	MORENO, YOLANDA	212.82	1,321.34
TAPCO	573.45	0120	MORENO, YOLANDA	212.82	1,321.34
TCEQ EPAYMENT	50.00	0120	MORENO, YOLANDA	212.82	1,321.34
TEXAS FIRST RENTALS-	4,476.96	0120	MORENO, YOLANDA	212.82	1,321.34
TRWA	-225.00	0120	MORENO, YOLANDA	212.82	1,321.34
TX DEPT AGRICULTURE	383.69	0120	MORENO, YOLANDA	212.82	1,321.34
CRT FLOORING- CORPUS CHRI	600.00	0120	OSERRAOS, NORA	212.82	622.93
PLANT INTERSCAPES	1,250.46	0120	OSERRAOS, NORA	212.82	622.93
REPUBLIC SERVICES TRASH	641.26	0120	OSERRAOS, NORA	212.82	622.93
SHEINBERG TOOL CO. INC.	80.61	0120	ORTIZ, CIPRIANO	212.82	394.09
SOUTHERN TIRE MART	2,336.30	0120	ORTIZ, CIPRIANO	212.82	394.09

**Nueces County**  
**Transaction Totals by Department Average**  
Statement Date(s): 06/28/2020

Merchant	Amount	Department	Card Holder Name	Average Transaction per Dept	Average Transaction per Cardholder
THE HOME DEPOT 6564	571.67	0120	ORTIZ, CIPRIANO	212.82	394.09
WESTERN AUTO ACE HARDWAR	531.31	0120	ORTIZ, CIPRIANO	212.82	394.09
WOODY'S TRUCK CENTER	26.88	0120	ORTIZ, CIPRIANO	212.82	394.09
HELENA 25041	859.00	0120	YBARRA, EDUARDO C	212.82	389.55
ROADSIDE INC	204.95	0120	YBARRA, EDUARDO C	212.82	389.55
UPS (800) 811-1648	9.25	0120	YBARRA, EDUARDO C	212.82	389.55
WILBUR ELLIS TAFT	485.00	0120	YBARRA, EDUARDO C	212.82	389.55
EWALD KUBOTA - CORPUS CHR	546.69	0120	GARCIA, JERRY ADOLFO	212.82	254.31
THE HOME DEPOT #6584	225.73	0120	GARCIA, JERRY ADOLFO	212.82	254.31
THE HOME DEPOT 6584	244.82	0120	GARCIA, JERRY ADOLFO	212.82	254.31
A WAVELL FLAGPOLE	87.50	0120	MORADO, ROBERT LUIS	212.82	245.04
CBS RENTAL & SUPPLY	693.50	0120	MORADO, ROBERT LUIS	212.82	245.04
DAILY WELLS COMMUNICATIO	869.22	0120	MORADO, ROBERT LUIS	212.82	245.04
DIESEL ENGINE & INJECTIO	301.93	0120	MORADO, ROBERT LUIS	212.82	245.04
NSC NORTHERN SAFETY CO	104.30	0120	MORADO, ROBERT LUIS	212.82	245.04
THE HOME DEPOT #6584	96.58	0120	MORADO, ROBERT LUIS	212.82	245.04
TRUCKERS EQUIPMENT	52.37	0120	MORADO, ROBERT LUIS	212.82	245.04
CBS RENTAL & SUPPLY	460.40	0120	HERNANDEZ, NOE C	212.82	167.41
EL CENTRO LANDFILL	317.33	0120	HERNANDEZ, NOE C	212.82	167.41
FERGUSON ENT # 116	15.52	0120	HERNANDEZ, NOE C	212.82	167.41
MOMAR INC	437.07	0120	HERNANDEZ, NOE C	212.82	167.41
SQ SOUTH TEXAS SMALL ENG	368.82	0120	HERNANDEZ, NOE C	212.82	167.41
WESTERN AUTO ACE HARDWAR	74.98	0120	HERNANDEZ, NOE C	212.82	167.41
ADVANCE AUTO PARTS #3344	175.35	0120	BATES, RANDY LEE	212.82	161.93
ARNOLD OIL COMPANY	268.48	0120	BATES, RANDY LEE	212.82	161.93
CERTIFIED LABORATORIES	189.91	0120	BATES, RANDY LEE	212.82	161.93
COASTAL DIESEL INJECTION	27.80	0120	BATES, RANDY LEE	212.82	161.93
COOPER EQUIPMENT COMPANY	72.19	0120	BATES, RANDY LEE	212.82	161.93
CORPUS CHRISTI FORD	355.26	0120	BATES, RANDY LEE	212.82	161.93
CORPUS CHRISTI FREIGHTLIN	1,914.45	0120	BATES, RANDY LEE	212.82	161.93
CREAGER BATTERY AND TI	7.00	0120	BATES, RANDY LEE	212.82	161.93
GULF COAST NUT & BOLT SUP	10.46	0120	BATES, RANDY LEE	212.82	161.93
HOLT CAT CORPUS - MC	49.33	0120	BATES, RANDY LEE	212.82	161.93
HOSE OF SOUTH TEXAS	46.73	0120	BATES, RANDY LEE	212.82	161.93
IN H & V EQUIPMENT SERVI	1,200.88	0120	BATES, RANDY LEE	212.82	161.93

**Nueces County**  
**Transaction Totals by Department Average**  
Statement Date(s): 06/28/2020

Merchant	Amount	Department	Card Holder Name	Average Transaction per Dept	Average Transaction per Cardholder
INTERNATIONAL ELECTRONICS	29.35	0120	BATES, RANDY LEE	212.82	161.93
KEGCO INC	21.00	0120	BATES, RANDY LEE	212.82	161.93
KIMBALL MIDWEST PAYEEZY	265.80	0120	BATES, RANDY LEE	212.82	161.93
MOMAR INC	534.94	0120	BATES, RANDY LEE	212.82	161.93
NUECES POWER EQUIPMENT	234.57	0120	BATES, RANDY LEE	212.82	161.93
O'REILLY AUTO PARTS 635	315.64	0120	BATES, RANDY LEE	212.82	161.93
OIL PATCH PETROLEUM INC	116.51	0120	BATES, RANDY LEE	212.82	161.93
RAM PRODUCTS LTD.	242.69	0120	BATES, RANDY LEE	212.82	161.93
SAMES FORD LINCOLN	320.83	0120	BATES, RANDY LEE	212.82	161.93
SHEINBERG TOOL CO. INC.	550.71	0120	BATES, RANDY LEE	212.82	161.93
SOUTHERN TIRE MART	314.56	0120	BATES, RANDY LEE	212.82	161.93
SQ SIGN SOLUTIONS	315.00	0120	BATES, RANDY LEE	212.82	161.93
SQ SOUTH TX OVERHEAD CRA	869.40	0120	BATES, RANDY LEE	212.82	161.93
SUPERIOR TRAILER SALES	44.23	0120	BATES, RANDY LEE	212.82	161.93
TRUCKERS EQUIPMENT	308.05	0120	BATES, RANDY LEE	212.82	161.93
VOLVO TRUCKS OF TEXAS	192.00	0120	BATES, RANDY LEE	212.82	161.93
WAUKESHA-PEARCE CORPUS	704.17	0120	BATES, RANDY LEE	212.82	161.93
WOODY'S TRUCK CENTER	342.09	0120	BATES, RANDY LEE	212.82	161.93
ARC CORPUS CHRISTI 15	186.13	0120	MOLINA, MICHAEL A	212.82	133.04
THE HOME DEPOT #0526	79.94	0120	MOLINA, MICHAEL A	212.82	133.04
CBS RENTAL & SUPPLY	487.96	0120	GARCIA, LINDA L	212.82	119.98
IN R & R PETRO SERVICES	117.58	0120	GARCIA, LINDA L	212.82	119.98
SHEINBERG TOOL CO. INC.	19.17	0120	GARCIA, LINDA L	212.82	119.98
THE HOME DEPOT #6564	26.01	0120	GARCIA, LINDA L	212.82	119.98
TRACTOR SUPPLY CO #1907	63.94	0120	GARCIA, LINDA L	212.82	119.98
VULCAN INC	125.20	0120	GARCIA, LINDA L	212.82	119.98
ADVANCE AUTO PARTS #3344	113.49	0120	MERCADO, SANTIAGO	212.82	99.58
AIRGAS USA LLC	229.74	0120	MERCADO, SANTIAGO	212.82	99.58
AN CHEVROLET N CORPUS	620.92	0120	MERCADO, SANTIAGO	212.82	99.58
AOC AUTO PARTS	59.89	0120	MERCADO, SANTIAGO	212.82	99.58
ARMSTRONG LUMBER COMPANY	40.59	0120	MERCADO, SANTIAGO	212.82	99.58
ARNOLD OIL COMPANY	191.70	0120	MERCADO, SANTIAGO	212.82	99.58
BUSTERS PROPANE	21.68	0120	MERCADO, SANTIAGO	212.82	99.58
C.C. BATTERY COMPANY	94.94	0120	MERCADO, SANTIAGO	212.82	99.58
CBS RENTAL & SUPPLY	150.00	0120	MERCADO, SANTIAGO	212.82	99.58
COASTAL DIESEL INJECTION	58.11	0120	MERCADO, SANTIAGO	212.82	99.58



**Nueces County**  
**Transaction Totals by Department Average**  
Statement Date(s): 06/28/2020

Merchant	Amount	Department	Card Holder Name	Average Transaction per Dept	Average Transaction per Cardholder
CORPUS CHRISTI FREIGHTLIN	626.05	0120	MERCADO, SANTIAGO	212.82	99.58
CREAGER BATTERY AND TI	63.00	0120	MERCADO, SANTIAGO	212.82	99.58
CUMMINS INC - DB	455.18	0120	MERCADO, SANTIAGO	212.82	99.58
DIESEL ENGINE & INJECTIO	4.09	0120	MERCADO, SANTIAGO	212.82	99.58
FLEETPRIDE155	121.99	0120	MERCADO, SANTIAGO	212.82	99.58
GULF COAST NUT & BOLT SUP	26.90	0120	MERCADO, SANTIAGO	212.82	99.58
HOLT CAT CORPUS - MC	257.32	0120	MERCADO, SANTIAGO	212.82	99.58
HOSE OF SOUTH TEXAS	368.44	0120	MERCADO, SANTIAGO	212.82	99.58
KENNEDY WIRE ROPE AND	150.18	0120	MERCADO, SANTIAGO	212.82	99.58
MCCOYS #17	8.36	0120	MERCADO, SANTIAGO	212.82	99.58
O'REILLY AUTO PARTS 635	258.70	0120	MERCADO, SANTIAGO	212.82	99.58
OIL PATCH PETROLEUM INC	38.01	0120	MERCADO, SANTIAGO	212.82	99.58
RUSH TRK CTR CORPUS CHRI	395.03	0120	MERCADO, SANTIAGO	212.82	99.58
S&S CORPUS	37.37	0120	MERCADO, SANTIAGO	212.82	99.58
SHEINBERG TOOL CO. INC.	40.32	0120	MERCADO, SANTIAGO	212.82	99.58
SOUTHERN TIRE MART	32.97	0120	MERCADO, SANTIAGO	212.82	99.58
SOUTHWEST WHEEL CO COR	101.89	0120	MERCADO, SANTIAGO	212.82	99.58
SQ SOUTH TEXAS SMALL ENG	255.55	0120	MERCADO, SANTIAGO	212.82	99.58
TEXAS DIESEL SPECIALIST	380.40	0120	MERCADO, SANTIAGO	212.82	99.58
THE HOME DEPOT #6564	796.00	0120	MERCADO, SANTIAGO	212.82	99.58
TRUCKERS EQUIPMENT	722.62	0120	MERCADO, SANTIAGO	212.82	99.58
VOLVO TRUCKS OF TEXAS	64.38	0120	MERCADO, SANTIAGO	212.82	99.58
WAUKESHA-PEARCE CORPUS	680.72	0120	MERCADO, SANTIAGO	212.82	99.58
WESTERN AUTO ACE HARDWAR	54.16	0120	MERCADO, SANTIAGO	212.82	99.58
WOODY'S TRUCK CENTER	47.12	0120	MERCADO, SANTIAGO	212.82	99.58
CBS RENTAL & SUPPLY	290.89	0120	DELUNA, RICHARD M	212.82	83.84
NSC NORTHERN SAFETY CO	77.12	0120	DELUNA, RICHARD M	212.82	83.84
SHEINBERG TOOL CO. INC.	31.54	0120	DELUNA, RICHARD M	212.82	83.84
THE HOME DEPOT #6564	19.00	0120	DELUNA, RICHARD M	212.82	83.84
WRIGHT MATERIALS INC ROBS	84.46	0120	DELUNA, RICHARD M	212.82	83.84
C.C. BATTERY COMPANY	362.50	0120	CISNEROS, SIMON G	212.82	80.90
COASTAL DIESEL INJECTION	3.95	0120	CISNEROS, SIMON G	212.82	80.90
EWALD KUBOTA - CORPUS CHR	39.30	0120	CISNEROS, SIMON G	212.82	80.90
HOLT CAT CORPUS - MC	90.72	0120	CISNEROS, SIMON G	212.82	80.90
HOSE OF SOUTH TEXAS	181.86	0120	CISNEROS, SIMON G	212.82	80.90

**Nueces County**  
**Transaction Totals by Department Average**  
Statement Date(s): 06/28/2020

Merchant	Amount	Department	Card Holder Name	Average Transaction per Dept	Average Transaction per Cardholder
KENNEDY WIRE ROPE AND	489.64	0120	CISNEROS, SIMON G	212.82	80.90
O'REILLY AUTO PARTS 1982	216.20	0120	CISNEROS, SIMON G	212.82	80.90
O'REILLY AUTO PARTS 635	222.84	0120	CISNEROS, SIMON G	212.82	80.90
RUSH TRK CTR CORPUS CHRI	-21.33	0120	CISNEROS, SIMON G	212.82	80.90
STEWART DEAN BEARING COMP	128.44	0120	CISNEROS, SIMON G	212.82	80.90
THE HOME DEPOT #6564	69.94	0120	CISNEROS, SIMON G	212.82	80.90
TRUCKERS EQUIPMENT	76.61	0120	CISNEROS, SIMON G	212.82	80.90
CBS RENTAL & SUPPLY	96.00	0120	JAQUEZ, NOE F	212.82	72.65
SHEINBERG TOOL CO. INC.	95.29	0120	JAQUEZ, NOE F	212.82	72.65
SHINE ON CAR WASH	17.00	0120	JAQUEZ, NOE F	212.82	72.65
TEXAS THRONE LLC	125.00	0120	JAQUEZ, NOE F	212.82	72.65
THE HOME DEPOT #6584	29.94	0120	JAQUEZ, NOE F	212.82	72.65
BUSTERS PROPANE	10.66	0120	SCHULTZ, MILTON C	212.82	10.66
GALVANS PAINT & BODY LLC	2,500.00	3700	PEREZ, DANIEL T	201.72	2,500.00
ANNAVILLE MUFFLER AND	1,049.98	3700	VOLKMAN, ROBERT ALLEN	201.72	543.24
CORNER STORE 0145	36.50	3700	VOLKMAN, ROBERT ALLEN	201.72	543.24
ALAMEDA MEDICAL SUPPLY	29.70	3700	WILLOUGHBY III, WILLIAM F	201.72	295.49
ALTEX COMPUTER AND ELECTR	94.95	3700	WILLOUGHBY III, WILLIAM F	201.72	295.49
BROOKS TIRE INC	25.00	3700	WILLOUGHBY III, WILLIAM F	201.72	295.49
CORPUS CHRISTI SAFE AND L	82.50	3700	WILLOUGHBY III, WILLIAM F	201.72	295.49
DAILY WELLS COMMUNICATIO	229.00	3700	WILLOUGHBY III, WILLIAM F	201.72	295.49
GALLS	1,385.87	3700	WILLOUGHBY III, WILLIAM F	201.72	295.49
GRAINGER	430.40	3700	WILLOUGHBY III, WILLIAM F	201.72	295.49
ICS JAIL SUPPLIES	714.00	3700	WILLOUGHBY III, WILLIAM F	201.72	295.49
MUNIZ ELECTRIC AND COOLIN	850.00	3700	WILLOUGHBY III, WILLIAM F	201.72	295.49
GULF COAST PAPER COMPANY-	1,347.40	3700	COLLINS, ROBERT EDWARD	201.72	269.48
AMAZON.COM MY0QX6UB0 AMZN	51.57	3700	MARTINEZ, CYNTHIA LAURA	201.72	177.93
AMZN MKTP US MY4HI60K0	151.50	3700	MARTINEZ, CYNTHIA LAURA	201.72	177.93
AMZN MKTP US MY60P3VO1	42.43	3700	MARTINEZ, CYNTHIA LAURA	201.72	177.93
OFFICE DEPOT #1127	101.99	3700	MARTINEZ, CYNTHIA LAURA	201.72	177.93
OFFICE DEPOT #70	329.89	3700	MARTINEZ, CYNTHIA LAURA	201.72	177.93
THE EMBLEM AUTHORITY	513.00	3700	MARTINEZ, CYNTHIA LAURA	201.72	177.93
ULINE SHIP SUPPLIES	55.12	3700	MARTINEZ, CYNTHIA LAURA	201.72	177.93
DEL-AIR CO INC	392.10	3700	CAMPOS, FRANCISCO	201.72	163.99
TRACTOR SUPPLY CO #1907	74.98	3700	CAMPOS, FRANCISCO	201.72	163.99

**Nueces County**  
**Transaction Totals by Department Average**  
Statement Date(s): 06/28/2020

Merchant	Amount	Department	Card Holder Name	Average Transaction per Dept	Average Transaction per Cardholder
WM SUPERCENTER #470	24.88	3700	CAMPOS, FRANCISCO	201.72	163.99
ARNOLD OIL COMPANY	314.56	3700	RODRIGUEZ, NATIVIDAD	201.72	129.01
CREAGER BATTERY AND TI	7.00	3700	RODRIGUEZ, NATIVIDAD	201.72	129.01
LAWN AND GARDEN SHOPPE	59.50	3700	RODRIGUEZ, NATIVIDAD	201.72	129.01
TRACTOR SUPPLY CO #1907	134.97	3700	RODRIGUEZ, NATIVIDAD	201.72	129.01
BROOKS TIRE INC	7.00	3700	DORR, CHRISTOPHER EMBERT	201.72	108.51
SANTA FE ANIMAL HOSPITAL	318.52	3700	DORR, CHRISTOPHER EMBERT	201.72	108.51
PACKTRACK	100.00	3700	FLORES, MARIA A	201.72	100.00
PRODUCTIVITY CENTER INC	100.00	3700	RIOS, MONICA VILLAGOMEZ	201.72	100.00
DTV DIRECTV SERVICE	82.35	3700	GALVAN, JOHN A	201.72	82.35
BJ'S FAMOUS UNIFORMS	125.98	3700	CALZADA, ALLON	201.72	66.49
BROOKS TIRE INC	7.00	3700	CALZADA, ALLON	201.72	66.49
GULF COAST PAPER COMPANY-	118.37	3700	ROSENBAUM, SYLVIA A	201.72	61.11
SUTHERLANDS 3210	30.53	3700	ROSENBAUM, SYLVIA A	201.72	61.11
THE HOME DEPOT #6584	43.40	3700	ROSENBAUM, SYLVIA A	201.72	61.11
THE HOME DEPOT 6584	89.88	3700	ROSENBAUM, SYLVIA A	201.72	61.11
WM SUPERCENTER #470	23.35	3700	ROSENBAUM, SYLVIA A	201.72	61.11
ANNAVILLE MUFFLER AND	182.00	3700	MARTINEZ JR, ROLAND	201.72	53.98
MINIT MAN - 4	7.00	3700	MARTINEZ JR, ROLAND	201.72	53.98
MONDRAGON COASTAL AUTO	7.00	3700	MARTINEZ JR, ROLAND	201.72	53.98
O'REILLY AUTO PARTS 445	19.91	3700	MARTINEZ JR, ROLAND	201.72	53.98
SE40875	25.00	3700	GONZALES, RUDY GUZMAN	201.72	43.47
TRUCKERS EQUIPMENT	61.94	3700	GONZALES, RUDY GUZMAN	201.72	43.47
OFFICE DEPOT #468	69.98	3700	KING, MARILYN J	201.72	34.99
OFFICE DEPOT #468	17.99	3700	REVIS, TIMOTHY K	201.72	17.99
THE SHARP SHOOTER	10.00	3700	WOOD, ERIC	201.72	10.00
AUTOZONE 4216	9.68	3700	ACEVEDO, FELIX R	201.72	9.68
BROOKS TIRE INC	7.00	3700	ESCOBAR, JOE O	201.72	7.00
SINISTER	7.00	3700	NUNEZ, EDUARDO	201.72	7.00
SINISTER	7.00	3700	RICHARDSON, DANA E	201.72	7.00
CULLIGAN/ULTRAPURE WAT	36.80	3830	MENDOZA JR, OSCAR	192.40	192.40
FRANCOS GARAGE	398.50	3830	MENDOZA JR, OSCAR	192.40	192.40
GALLS	875.00	3830	MENDOZA JR, OSCAR	192.40	192.40
NNA SERVICES LLC	200.00	3830	MENDOZA JR, OSCAR	192.40	192.40
O'REILLY AUTO PARTS 1982	33.95	3830	MENDOZA JR, OSCAR	192.40	192.40
SE40818	35.58	3830	MENDOZA JR, OSCAR	192.40	192.40
SE40848	24.54	3830	MENDOZA JR, OSCAR	192.40	192.40

**Nueces County**  
**Transaction Totals by Department Average**  
Statement Date(s): 06/28/2020

Merchant	Amount	Department	Card Holder Name	Average Transaction per Dept	Average Transaction per Cardholder
TEXAS EXCELLENCE DETAIL	69.00	3830	MENDOZA JR, OSCAR	192.40	192.40
WESTERN AUTO ACE HARDWAR	58.22	3830	MENDOZA JR, OSCAR	192.40	192.40
CITY OF CORPUS CHRISTI	83.42	4130	MARTINEZ, SARAH EVETTE	160.88	160.88
CORPUS CHRISTI CALLER	863.60	4130	MARTINEZ, SARAH EVETTE	160.88	160.88
DOLLAR GENERAL #11377	27.60	4130	MARTINEZ, SARAH EVETTE	160.88	160.88
EVINS GLASS SERVICE INC	800.00	4130	MARTINEZ, SARAH EVETTE	160.88	160.88
FSI FIRST CHOICE POWER	85.98	4130	MARTINEZ, SARAH EVETTE	160.88	160.88
JCPENNEY E Gift CARD	1,100.00	4130	MARTINEZ, SARAH EVETTE	160.88	160.88
TXU BILL PAYMENT	257.00	4130	MARTINEZ, SARAH EVETTE	160.88	160.88
AWL PEARSON EDUCATION	-212.39	3480	SALDANA, DEANNA	141.04	354.49
BOB BARKER COMPANY INC	2,361.52	3480	SALDANA, DEANNA	141.04	354.49
CORPUS CHRISTI LOCK DOC L	237.57	3480	SALDANA, DEANNA	141.04	354.49
H-E-B #643	53.03	3480	SALDANA, DEANNA	141.04	354.49
IDENTOGO - TX FINGERPRINT	33.00	3480	SALDANA, DEANNA	141.04	354.49
INDUSTRIAL COMMUNICATIONS	445.47	3480	SALDANA, DEANNA	141.04	354.49
PRECISE KIT PROMOTIONS	1,690.11	3480	SALDANA, DEANNA	141.04	354.49
3G GRAPHICS	574.86	3480	DAVIS, JAKOREY JAMAL	141.04	221.16
ACADEMY SPORTS #29	176.31	3480	DAVIS, JAKOREY JAMAL	141.04	221.16
WAL-MART #0470	133.49	3480	DAVIS, JAKOREY JAMAL	141.04	221.16
TRACTOR SUPPLY CO #1907	436.90	3480	TOREN, MILES D	141.04	218.45
AMERICAN RED CROSS	300.00	3480	MILAM, JOHN	141.04	100.00
AMZN MKTP US M73WC7KD2	151.52	3480	SCHMIDT, CLAUDIA ANNETTE	141.04	83.71
AMZN MKTP US MY0CE8CV1 AM	389.67	3480	SCHMIDT, CLAUDIA ANNETTE	141.04	83.71
CHEWY.COM	65.29	3480	SCHMIDT, CLAUDIA ANNETTE	141.04	83.71
HOBBY-LOBBY #0066	38.22	3480	SCHMIDT, CLAUDIA ANNETTE	141.04	83.71
MARDEL #34	11.25	3480	SCHMIDT, CLAUDIA ANNETTE	141.04	83.71
MICHAELS STORES 1681	41.44	3480	SCHMIDT, CLAUDIA ANNETTE	141.04	83.71
TROPHYLAND	87.20	3480	SCHMIDT, CLAUDIA ANNETTE	141.04	83.71
WAL-MART #0470	47.52	3480	SCHMIDT, CLAUDIA ANNETTE	141.04	83.71
WAL-MART #5898	4.97	3480	SCHMIDT, CLAUDIA ANNETTE	141.04	83.71
DOLLAR TREE	9.00	3480	MORIN, ERICKA ANGELA	141.04	75.72
H-E-B #643	909.66	3480	MORIN, ERICKA ANGELA	141.04	75.72

**Nueces County**  
**Transaction Totals by Department Average**  
Statement Date(s): 06/28/2020

Merchant	Amount	Department	Card Holder Name	Average Transaction per Dept	Average Transaction per Cardholder
WAL-MART #0470	50.25	3480	MORIN, ERICKA ANGELA	141.04	75.72
WALMART.COM	166.90	3480	MORIN, ERICKA ANGELA	141.04	75.72
H-E-B #643	5.00	3480	ORTIZ, ESTELLA	141.04	71.10
NICHOLS SOUTHSIDE PHAR	271.74	3480	ORTIZ, ESTELLA	141.04	71.10
WALGREENS #4424	78.74	3480	ORTIZ, ESTELLA	141.04	71.10
AUTOZONE #1344	13.72	3480	FLORES, PAUL	141.04	70.41
CARISMA WASH LUBE AND DE	42.90	3480	FLORES, PAUL	141.04	70.41
TC AUTO SERVICE	315.77	3480	FLORES, PAUL	141.04	70.41
THE HOME DEPOT #0526	50.09	3480	FLORES, PAUL	141.04	70.41
ACADEMY SPORTS #29	144.98	3480	MORENO, JOSHUA ANTHONY	141.04	68.90
AMZN MKTP US MY0B60KW0	96.31	3480	MORENO, JOSHUA ANTHONY	141.04	68.90
DISNEYPLUS	14.06	3480	MORENO, JOSHUA ANTHONY	141.04	68.90
SAMSClub #8267	99.37	3480	MORENO, JOSHUA ANTHONY	141.04	68.90
WM SUPERCENTER #490	58.71	3480	MORENO, JOSHUA ANTHONY	141.04	68.90
WALGREENS #4424	39.35	3480	SIERRA, DANIEL JONATHAN	141.04	19.68
ZOOM.US	15.98	3480	FLORES, HOMER	141.04	15.98
BTS SAFELITE	307.97	3820	GONZALES, MINERVA S	117.42	169.98
GALLS	32.00	3820	GONZALES, MINERVA S	117.42	169.98
GOODYEAR A.S.C. #4738	171.36	3820	BALDERAS, RENE	117.42	150.92
PRO AUTOMOTIVE	130.47	3820	BALDERAS, RENE	117.42	150.92
OSS ACADEMY	150.00	3820	HILL, JAMES ROBERT	117.42	150.00
IN SUPERGLASS WINDSHIELD	30.00	3820	ROBERTSON III, HUEL JAMES	117.42	120.69
PRO AUTOMOTIVE	551.70	3820	ROBERTSON III, HUEL JAMES	117.42	120.69
WAL-MART #0490	-13.24	3820	ROBERTSON III, HUEL JAMES	117.42	120.69
WM SUPERCENTER #490	35.00	3820	ROBERTSON III, HUEL JAMES	117.42	120.69
PRO AUTOMOTIVE	217.07	3820	LINDNER, DAVID F	117.42	112.54
SQ BAY AREA TIME	8.00	3820	LINDNER, DAVID F	117.42	112.54
OSS ACADEMY	35.00	3820	NELSON, JOSEPH DAVID	117.42	91.69
PRO AUTOMOTIVE	148.38	3820	NELSON, JOSEPH DAVID	117.42	91.69
WAL-MART #0490	44.96	3820	BRANDON, DONNA D	117.42	44.96
OSS ACADEMY	30.00	3820	ZAMORA, ANTHONY	117.42	30.00
SNOWBIRDWEBSITELODGIN	-191.05	6210	MUNOZ, NORMA	108.25	108.25
SPECTRUM	122.61	6210	MUNOZ, NORMA	108.25	108.25
UNITED 0162315052168	393.20	6210	MUNOZ, NORMA	108.25	108.25
AMZN MKTP US M72JZ2DC2	36.98	1122	BEDIA, MARIA MAGDALENA	104.74	104.74
BESTBUYCOM806053210584	117.99	1122	BEDIA, MARIA MAGDALENA	104.74	104.74
NOTARY PUBLIC	264.00	1122	BEDIA, MARIA MAGDALENA	104.74	104.74
SPECTRUM	148.48	5105	MUNGUIA, MELISSA BETH	104.49	104.49

**Nueces County**  
**Transaction Totals by Department Average**  
Statement Date(s): 06/28/2020

Merchant	Amount	Department	Card Holder Name	Average Transaction per Dept	Average Transaction per Cardholder
SQ SHORELINE AT THE COUR	60.50	5105	MUNGUIA, MELISSA BETH	104.49	104.49
ADVANCE AUTO PARTS #3344	58.83	3092	HINOJOSA, VICTOR A	101.98	127.37
GRAINGER	932.00	3092	HINOJOSA, VICTOR A	101.98	127.37
NORTHERN TOOL + EQUIP	0.00	3092	HINOJOSA, VICTOR A	101.98	127.37
O'REILLY AUTO PARTS 1982	17.95	3092	HINOJOSA, VICTOR A	101.98	127.37
OIL PATCH PETROLEUM INC	60.12	3092	HINOJOSA, VICTOR A	101.98	127.37
THE HOME DEPOT #6584	15.46	3092	HINOJOSA, VICTOR A	101.98	127.37
UNIVAR USA INC.	444.03	3092	HINOJOSA, VICTOR A	101.98	127.37
COASTAL DIESEL INJECTION	66.53	3092	DIAZ JR, DONACIANO R	101.98	89.96
FEDEX 393500480946	14.52	3092	DIAZ JR, DONACIANO R	101.98	89.96
FEDEX 393686597416	80.46	3092	DIAZ JR, DONACIANO R	101.98	89.96
GREYHOUND LINES 6855	40.15	3092	DIAZ JR, DONACIANO R	101.98	89.96
TEXAS DIESEL SPECIALIST	159.46	3092	DIAZ JR, DONACIANO R	101.98	89.96
UNIVAR USA INC.	268.57	3092	DIAZ JR, DONACIANO R	101.98	89.96
AUTOZONE #1344	8.99	3092	FLORES, MICHAEL ANTHONY	101.98	46.86
FEDEX 393919004883	81.53	3092	FLORES, MICHAEL ANTHONY	101.98	46.86
FLANAGAN'S MUFFLER SHOP	85.00	3092	FLORES, MICHAEL ANTHONY	101.98	46.86
SHEINBERG TOOL CO. INC.	11.93	3092	FLORES, MICHAEL ANTHONY	101.98	46.86
AN FORD MAZDA CORPUS	241.45	3810	ROSAS, STEPHEN A	91.95	124.12
BIG O TIRES 43117	50.00	3810	ROSAS, STEPHEN A	91.95	124.12
FIRESTONE20052	413.28	3810	ROSAS, STEPHEN A	91.95	124.12
SE40871	20.00	3810	ROSAS, STEPHEN A	91.95	124.12
TEXAS EXCELLENCE DETAIL	20.00	3810	ROSAS, STEPHEN A	91.95	124.12
H&L DISCOUNT OIL	485.21	3810	CANTU, MARK A	91.95	86.17
SE18569	31.82	3810	CANTU, MARK A	91.95	86.17
AUTOZONE 4216	11.48	3810	MARTINEZ, FELIPE DE JESUS	91.95	12.74
STAPLES TIRE & AUTOMOTIVE	14.00	3810	MARTINEZ, FELIPE DE JESUS	91.95	12.74
HOT ROD RUDYS	319.28	3850	PEREZ, EFRAIN	91.67	120.43
O'REILLY AUTO PARTS 1982	210.86	3850	PEREZ, EFRAIN	91.67	120.43
RIVERSIDE VETERINARY CLIN	72.00	3850	PEREZ, EFRAIN	91.67	120.43
BLUE360 MEDIA LLC	215.48	3850	MARTIN, VANESSA	91.67	100.89
O'REILLY AUTO PARTS 1982	303.78	3850	MARTIN, VANESSA	91.67	100.89
ROBLES TIRE	180.00	3850	MARTIN, VANESSA	91.67	100.89
SQ TORRES GARAGE	7.00	3850	MARTIN, VANESSA	91.67	100.89
CORNER STORE 0432	66.66	3850	RAMOS JR, ROBERTO	91.67	22.22
SQ SHORELINE AT THE COUR	177.65	1120	TURNER, MARGARET MARY	88.82	88.82

**Nueces County**  
**Transaction Totals by Department Average**  
Statement Date(s): 06/28/2020

Merchant	Amount	Department	Card Holder Name	Average Transaction per Dept	Average Transaction per Cardholder
OFFICE DEPOT #468	59.75	1200	BENAVIDEZ, RAFAEL G	74.41	74.41
OFFICE DEPOT #70	43.54	1200	BENAVIDEZ, RAFAEL G	74.41	74.41
PITNEY BOWES PI	204.76	1200	BENAVIDEZ, RAFAEL G	74.41	74.41
USPS PO BOXES ONLINE	64.00	1200	BENAVIDEZ, RAFAEL G	74.41	74.41
USPS PO BOXES ONLINE	410.00	1160	HERNANDEZ III, LORENZO	67.31	205.00
AMZN MKTP US MY8SR7L02	45.28	1160	MUNGUIA, DIANA	67.31	32.89
DOLLARTREE	45.83	1160	MUNGUIA, DIANA	67.31	32.89
NATIONAL PEN CO LLC	0.00	1160	MUNGUIA, DIANA	67.31	32.89
OSI CONSTRUCTIONGEAR	135.54	1160	MUNGUIA, DIANA	67.31	32.89
WAL-MART #0464	25.83	1160	MUNGUIA, DIANA	67.31	32.89
WM SUPERCENTER #464	10.63	1160	MUNGUIA, DIANA	67.31	32.89
AMERICAN DETAIL SUPPLY	75.00	5330	RAMIREZ, JUAN A	65.69	74.62
IN CIRCLE T VETERINARY S	100.60	5330	RAMIREZ, JUAN A	65.69	74.62
SQ VIRGIL CONDE FARRIER	55.00	5330	RAMIREZ, JUAN A	65.69	74.62
THE HOME DEPOT #6564	67.86	5330	RAMIREZ, JUAN A	65.69	74.62
PEEWEE'S PET ADOPTION WLD	30.00	5330	MONTES, MICHAEL RENE	65.69	30.00
THERANEST WILEY M	180.00	0402	LAVERS, THOMAS EARL	61.34	180.00
THE HOME DEPOT #6584	10.53	0402	MORALES, RICARDO	61.34	111.38
WAL-MART #5898	261.00	0402	MORALES, RICARDO	61.34	111.38
WM SUPERCENTER #490	87.00	0402	MORALES, RICARDO	61.34	111.38
WM SUPERCENTER #5460	87.00	0402	MORALES, RICARDO	61.34	111.38
AN CHEVROLET N CORPUS	81.80	0402	SHULL, WILLIAM AGUSTIN	61.34	81.80
AMAZON.COM MY3C07SV1 AMZN	22.17	0402	SVEHLA, STANLEY COY	61.34	4.80
AMZN MKTP US MY18V4A80	63.49	0402	SVEHLA, STANLEY COY	61.34	4.80
WAL-MART #0470	16.09	0402	SVEHLA, STANLEY COY	61.34	4.80
WALMART.COM	-72.98	0402	SVEHLA, STANLEY COY	61.34	4.80
BECK AND MASTEN BUICK GMC	7.00	6110	GIBBS, KEVIN ODELL	52.80	85.00
FRANCOS GARAGE	163.00	6110	GIBBS, KEVIN ODELL	52.80	85.00
O'REILLY AUTO PARTS 1982	63.08	6110	OTT, JASON P	52.80	31.33
TRACTOR SUPPLY #333	30.91	6110	OTT, JASON P	52.80	31.33
USPS PO 4820200410	55.25	1130	VELA, MELISSA DIANE	14.40	18.42
USPS PO 4820200410	22.65	1130	HINOJOSA-PERSOHN, BELINDA	14.40	11.32
CC CALLER-TIMES	8.52	1130	CASAS, NORMA N	14.40	8.52
<b>Total</b>	<b>456,483.79</b>				

**Nueces County**  
**Transaction Totals by Vendor**  
Statement Dates: 06/28/2020

Merchant	Amount	Transaction Count	Average Transaction
1398 COLUMBIA	1,724.04	2	862.02
24 HR SAFETY-CORPUS CH	348.00	1	348.00
3G GRAPHICS	574.86	1	574.86
8X8 INC 888-898-8733	291.17	1	291.17
A & B PLASTICS AND FABRIC	1,765.70	7	252.24
A PLUS PLUMBING AND RE	3,764.90	5	752.98
A WAVELL FLAGPOLE	359.50	2	179.75
A&W OFFICE SUPPLY	1,042.47	7	148.92
ACADEMY SPORTS #29	631.26	5	126.25
ADVANCE AUTO PARTS #3344	347.67	9	38.63
AIR AND FILTERS	153.96	1	153.96
AIRGAS USA LLC	229.74	1	229.74
ALAMEDA MEDICAL SUPPLY	29.70	1	29.70
ALTEX COMPUTER AND ELECTR	690.14	5	138.03
AMAZON.COM MS3371N00	553.20	1	553.20
AMAZON.COM MS5JO9312 AMZN	224.90	1	224.90
AMAZON.COM MY0QX6UB0 AMZN	51.57	1	51.57
AMAZON.COM MY1A46EG0 AMZN	306.96	1	306.96
AMAZON.COM MY1P52VM1 AMZN	366.00	1	366.00
AMAZON.COM MY3C07SV1 AMZN	22.17	1	22.17
AMAZON.COM MY3EC1MA1 AMZN	425.70	1	425.70
AMAZON.COM MY7DP8M40 AMZN	332.54	1	332.54
AMAZON.COM MY91O3OR1	235.52	1	235.52
AMAZON.COM MY9471CC0	379.95	1	379.95
AMAZON.COM MY9TN53Z1	2,035.94	1	2,035.94
AMBIT TEXAS LLC	89.79	1	89.79
AMERICAN DETAIL SUPPLY	75.00	1	75.00
AMERICAN RED CROSS	300.00	3	100.00
AMERICAN SOLUTIONS4 BUS	809.49	2	404.74
AMZN MKTP US M72JZ2DC2	36.98	1	36.98
AMZN MKTP US M73WC7KD2	151.52	1	151.52
AMZN MKTP US M79O838D2	1,354.91	1	1,354.91
AMZN MKTP US MS0DW5V40	134.91	1	134.91
AMZN MKTP US MS0RZ4N41	91.39	1	91.39
AMZN MKTP US MS23S0691	29.98	1	29.98
AMZN MKTP US MS2KR8NF0	179.94	1	179.94
AMZN MKTP US MS3QR3OU2 AM	29.99	1	29.99
AMZN MKTP US MY0B60KW0	96.31	1	96.31
AMZN MKTP US MY0CE8CV1 AM	389.67	1	389.67
AMZN MKTP US MY18V4A80	63.49	1	63.49
AMZN MKTP US MY2W88NI1	39.90	1	39.90
AMZN MKTP US MY4HI60K0	151.50	1	151.50



**Nueces County**  
**Transaction Totals by Vendor**  
Statement Dates: 06/28/2020

Merchant	Amount	Transaction Count	Average Transaction
AMZN MKTP US MY60P3VO1	42.43	1	42.43
AMZN MKTP US MY8SR7L02	45.28	1	45.28
AN CHEVROLET N CORPUS	702.72	2	351.36
AN FORD MAZDA CORPUS	241.45	1	241.45
ANNAVILLE MUFFLER AND	1,231.98	2	615.99
AOC AUTO PARTS	59.89	2	29.94
ARC CORPUS CHRISTI 15	186.13	1	186.13
ARMSTRONG LUMBER COMPANY	40.59	1	40.59
ARNOLD OIL COMPANY	774.74	5	154.95
ASHMORE PAINT COMPANY INC	471.36	4	117.84
AT&T BILL PAYMENT	13,280.00	1	13,280.00
AUTOZONE #1344	22.71	2	11.36
AUTOZONE 4216	21.16	2	10.58
AWL PEARSON EDUCATION	-212.39	2	-106.20
BECK AND MASTEN BUICK GMC	7.00	1	7.00
BESTBUYCOM806053210584	117.99	1	117.99
BESTBUYCOM806098528169	86.59	1	86.59
BESTBUYCOM806195158820	279.29	1	279.29
BIG O TIRES 43117	50.00	1	50.00
BINSWANGER GLASS #100	1,499.84	4	374.96
BJ'S FAMOUS UNIFORMS	125.98	1	125.98
BLT RESTAURANT SUPPLY LL	54.00	1	54.00
BLUE360 MEDIA LLC	215.48	1	215.48
BOB BARKER COMPANY INC	2,361.52	4	590.38
BRIGGS EQUIPMENT #21	723.75	1	723.75
BROOKS TIRE INC	46.00	4	11.50
BTS SAFELITE	307.97	1	307.97
BUSTERS PROPANE	32.34	2	16.17
BUTLER SIGNATURE EVENTS	776.00	1	776.00
C B SALES AND SERVICE	765.50	1	765.50
C.C. BATTERY COMPANY	457.44	2	228.72
CARISMA WASH LUBE AND DE	42.90	1	42.90
CBS RENTAL & SUPPLY	2,178.75	9	242.08
CC CALLER-TIMES	8.52	1	8.52
CC DISTRIBUTORS	845.74	3	281.91
CDW GOVT #XZF4963	1,958.67	1	1,958.67
CDW GOVT #ZDH5971	1,521.50	1	1,521.50
CDW GOVT #ZFM1705	1,529.85	1	1,529.85
CDW GOVT #ZGB1836	1,347.57	1	1,347.57
CDW GOVT #ZGC6685	3,043.00	1	3,043.00
CERTIFIED LABORATORIES	3,713.61	2	1,856.80
CHEWY.COM	65.29	1	65.29

**Nueces County**  
**Transaction Totals by Vendor**  
Statement Dates: 06/28/2020

Merchant	Amount	Transaction Count	Average Transaction
CITY OF BISHOP UTILITIES	100.51	1	100.51
CITY OF CORPUS CHRISTI	887.47	9	98.61
COASTAL A.D.S INC.	1,086.00	4	271.50
COASTAL DIESEL INJECTION	156.39	5	31.28
COASTAL OFFICE SOLUTIONS	1,308.95	4	327.24
CONFERENCEC	1,200.00	1	1,200.00
COOPER EQUIPMENT COMPANY	72.19	1	72.19
CORNER STORE 0145	36.50	1	36.50
CORNER STORE 0432	66.66	3	22.22
CORPUS CHRISTI CALLER	4,511.70	5	902.34
CORPUS CHRISTI FORD	384.06	2	192.03
CORPUS CHRISTI FREIGHTLIN	2,540.50	12	211.71
CORPUS CHRISTI FUNERAL	821.00	1	821.00
CORPUS CHRISTI LOCK DOC L	237.57	1	237.57
CORPUS CHRISTI SAFE AND L	227.35	2	113.68
CORPUS CHRISTI TRANSPORT	3,000.00	1	3,000.00
CORPUS CHRISTI WILBERT	330.00	1	330.00
CRAWFORD CORPUS CHRISTI	96.58	1	96.58
CREAGER BATTERY AND TI	77.00	11	7.00
CRT FLOORING- CORPUS CHR	600.00	1	600.00
CTS FRONTIER ONLINEPAY	211.84	2	105.92
CULLIGAN/ULTRAPURE WAT	36.80	1	36.80
CUMMINS INC - DB	455.18	1	455.18
DAILY WELLS COMMUNICATIO	2,760.92	4	690.23
DEL-AIR CO INC	392.10	1	392.10
DIAMOND B TRACTORS AND EQ	485.00	1	485.00
DIESEL ENGINE & INJECTIO	306.02	2	153.01
DIGICERT INC	414.00	1	414.00
DISCOUNT AUTO 2	280.17	1	280.17
DISCOUNT-TIRE-CO TXC-05	587.00	1	587.00
DISNEYPLUS	14.06	1	14.06
DISPLAYS2GO	977.46	1	977.46
DMI DELL HIGHER EDUC	136.07	2	68.04
DOLLAR GENERAL #11377	27.60	1	27.60
DOLLAR TREE	59.00	2	29.50
DOLLARTREE	45.83	2	22.92
DTV DIRECTV SERVICE	136.80	2	68.40
EL CENTRO LANDFILL	317.33	3	105.78
ELITE	18.00	1	18.00
ENVIROTEST LLC	1,370.00	1	1,370.00
ESC REG 2	400.00	2	200.00
ESCUE & ASSOCIATES	508.98	1	508.98

**Nueces County**  
**Transaction Totals by Vendor**  
Statement Dates: 06/28/2020

Merchant	Amount	Transaction Count	Average Transaction
EVEREST WATER COFFEE	83.00	2	41.50
EVINS GLASS SERVICE INC	1,350.00	2	675.00
EWALD KUBOTA - CORPUS CHR	678.29	4	169.57
EXXONMOBIL 45362076	1,056.40	1	1,056.40
FASCLAMPITT CORPUS CHRIST	228.37	6	38.06
FEDEX 393500480946	14.52	1	14.52
FEDEX 393686597416	80.46	1	80.46
FEDEX 393919004883	81.53	1	81.53
FEDEX 516084193	48.42	1	48.42
FEDEX 517931897	105.87	1	105.87
FEDEX 61691292	121.14	1	121.14
FERGUSON ENT # 116	71.15	2	35.58
FINANCIAL SERVICES	21,335.34	1	21,335.34
FIRESTONE20052	413.28	2	206.64
FIVE POINTS AUTO CENTER	522.88	6	87.15
FLANAGAN'S MUFFLER SHOP	85.00	1	85.00
FLEETPRIDE155	121.99	1	121.99
FRANCOS GARAGE	561.50	2	280.75
FSI CPL RETAIL	598.15	7	85.45
FSI FIRST CHOICE POWER	85.98	1	85.98
GALLS	2,292.87	4	573.22
GALVANS PAINT & BODY LLC	2,500.00	1	2,500.00
GATEWAY PRINTING & OFFICE	14,118.66	55	256.70
GOODYEAR A.S.C. #4738	171.36	1	171.36
GOVERNMENT PAYMENTS	6.00	1	6.00
GRAINGER	1,564.80	11	142.25
GRANDE COMMUNICATIONS	100.08	1	100.08
GRAYBAR ELECTRIC	1,595.39	4	398.85
GRAYBAR ELECTRIC COMPANY	452.02	1	452.02
GREEN MOUNTAIN ENERGY	442.88	3	147.63
GREYHOUND LINES 6855	103.15	2	51.58
GUARDIAN FUNERAL HOME & C	1,444.39	2	722.20
GULF COAST GRAPHICS	210.00	3	70.00
GULF COAST LASER RENU	219.00	1	219.00
GULF COAST MAILING SERV	896.40	1	896.40
GULF COAST NUT & BOLT SUP	64.47	3	21.49
GULF COAST PAPER COMPANY-	44,360.04	44	1,008.18
H&L DISCOUNT OIL	485.21	4	121.30
H-E-B #022	9.18	1	9.18
H-E-B #462	1,959.28	1	1,959.28
H-E-B #643	967.69	12	80.64
HALFMOON EDUCATION	299.00	1	299.00

**Nueces County**  
**Transaction Totals by Vendor**  
Statement Dates: 06/28/2020

Merchant	Amount	Transaction Count	Average Transaction
HARBOR FREIGHT TOOLS 680	157.97	1	157.97
HELENA 25041	859.00	1	859.00
HERITAGE POWER	200.17	1	200.17
HOBBY-LOBBY #0066	38.22	2	19.11
HOLIDAY INN	37,095.02	1	37,095.02
HOLT CAT CORPUS - MC	2,907.64	8	363.46
HOSE OF SOUTH TEXAS	671.60	13	51.66
HOT ROD RUDYS	319.28	3	106.43
HUB CITY OVERHEAD DOOR CO	237.00	1	237.00
ICS JAIL SUPPLIES	714.00	1	714.00
IDENTOGO - TX FINGERPRINT	33.00	3	11.00
IN CIRCLE T VETERINARY S	100.60	1	100.60
IN COSTUME SPECIALISTS I	140.00	1	140.00
IN H & V EQUIPMENT SERVI	1,200.88	1	1,200.88
IN KLOBASH REMODELING	1,900.00	1	1,900.00
IN LONE STAR PRODUCTS &	3,590.00	1	3,590.00
IN R & R PETRO SERVICES	222.58	2	111.29
IN SUPERGLASS WINDSHIELD	30.00	1	30.00
IN TROYS FENCE	300.00	1	300.00
IN URETEK ICR SOUTH TEXA	3,156.00	1	3,156.00
INDUSTRIAL COMMUNICATIONS	445.47	1	445.47
INNOVATIVE SIGN LLC	1,000.00	1	1,000.00
INTERNATIONAL ELECTRONICS	29.35	2	14.68
INTERSTATE BATTERIES	81.65	1	81.65
INTUIT QUICKBOOKS	714.87	1	714.87
ISC2	1,995.00	1	1,995.00
JACKS SMALL ENGINES & GEN	928.59	1	928.59
JCPENNEY EGIFT CARD	1,100.00	13	84.62
JOHNSON CONTROLS SS	2,952.38	3	984.13
JOHNSTONE SUPPLY CORPUS	68.44	1	68.44
JOHNSTONE SUPPLY OF C C	119.50	1	119.50
JOHNSTONE SUPPLY- CORPUS	1,727.26	1	1,727.26
JUST ENERGY	375.75	2	187.88
KEGCO INC	21.00	1	21.00
KENNEDY WIRE ROPE AND	639.82	2	319.91
KIMBALL MIDWEST PAYEEZY	265.80	1	265.80
KOETTER FIRE CORPUS	1,360.00	1	1,360.00
KYOCERA DOCUMENT SOLUTION	109.72	1	109.72
LAWN AND GARDEN SHOPPE	59.50	1	59.50
LIGHT HOUSE GRAPHICS	1,109.00	2	554.50
LOWES #00907	1,877.06	1	1,877.06
LOWES #01825	963.12	11	87.56

**Nueces County**  
**Transaction Totals by Vendor**  
Statement Dates: 06/28/2020

Merchant	Amount	Transaction Count	Average Transaction
LOWES #02506	720.02	4	180.00
MARDEL #34	11.25	1	11.25
MCCOYS #17	31.21	2	15.60
MG BUILDING CORPUS CHRIS	672.81	3	224.27
MICHAELS STORES 1681	41.44	1	41.44
MID COAST ELECTRIC SUPPLY	5,496.00	4	1,374.00
MINIT MAN - 4	7.00	1	7.00
MINIT MAN - 5	14.00	2	7.00
MOMAR INC	2,885.00	6	480.83
MONDRAGON COASTAL AUTO	7.00	1	7.00
MUNIZ ELECTRIC AND COOLIN	1,754.33	2	877.16
NATIONAL PEN CO LLC	0.00	2	0.00
NICHOLS SOUTHSIDE PHAR	271.74	1	271.74
NNA SERVICES LLC	520.05	3	173.35
NORTH PADRE ACE HARDWARE	1,331.59	10	133.16
NORTHERN TOOL + EQUIP	0.00	2	0.00
NOTARY PUBLIC	264.00	2	132.00
NSC NORTHERN SAFETY CO	181.42	2	90.71
NUECES CO TX - GOV PAY FE	6.52	2	3.26
NUECES CO TX-TAC-MOTOR	240.00	2	120.00
NUECES COUNTY WCID 3	1,530.23	2	765.12
NUECES ELECTRIC COOP RET	90.46	1	90.46
NUECES POWER EQUIPMENT	234.57	1	234.57
O BERK COMPANY LLC	1,265.39	2	632.70
O'REILLY AUTO PARTS 1441	15.99	1	15.99
O'REILLY AUTO PARTS 1687	121.30	3	40.43
O'REILLY AUTO PARTS 1982	1,027.55	15	68.50
O'REILLY AUTO PARTS 445	19.91	1	19.91
O'REILLY AUTO PARTS 635	863.12	21	41.10
OFFICE DEPOT #1127	187.49	2	93.74
OFFICE DEPOT #468	247.71	5	49.54
OFFICE DEPOT #70	887.04	4	221.76
OIL PATCH PETROLEUM INC	214.64	3	71.55
OSI CONSTRUCTIONGEAR	135.54	1	135.54
OSS ACADEMY	215.00	3	71.67
PACKTRACK	100.00	1	100.00
PAW ALL FAITH CREMATION	1,142.00	2	571.00
PAYPAL ACCESSPUBCO	163.85	1	163.85
PAYPAL ALARMTX	230.00	1	230.00
PEEWEE'S PET ADOPTION WLD	30.00	1	30.00
PITNEY BOWES PI	204.76	2	102.38
PLANT INTERSCAPES	1,250.46	2	625.23

**Nueces County**  
**Transaction Totals by Vendor**  
Statement Dates: 06/28/2020

Merchant	Amount	Transaction Count	Average Transaction
PMI ROBSTOWN	1,194.16	3	398.05
PRAXAIR DIST INC OAM	177.29	1	177.29
PRECISE KIT PROMOTIONS	1,690.11	1	1,690.11
PRO AUTOMOTIVE	1,047.62	4	261.90
PRO FIRE PROTECTION INC	831.00	4	207.75
PRODUCTIVITY CENTER INC	100.00	1	100.00
RAM PRODUCTS LTD.	242.69	1	242.69
REPUBLIC SERVICES TRASH	641.26	1	641.26
RICOH USA INC	68,163.03	6	11,360.50
RIVERSIDE VETERINARY CLIN	72.00	1	72.00
ROADSIDE INC	204.95	1	204.95
ROBERT BROOKE & ASSOCIATE	65.37	1	65.37
ROBLES TIRE	684.72	4	171.18
ROBSTOWN UTILITY SYSTEMS	1,199.69	7	171.38
RR DONNELLEY	197.67	1	197.67
RUSH TRK CTR CORPUS CHRI	373.70	2	186.85
S&S CORPUS	37.37	1	37.37
S. TEXAS ALL BATTERY	266.56	2	133.28
SAMES FORD LINCOLN	1,663.72	3	554.57
SAMS CLUB #8267	619.50	3	206.50
SAMSClub #8267	99.37	1	99.37
SANTA FE ANIMAL HOSPITAL	318.52	2	159.26
SE18569	31.82	2	15.91
SE20468	40.28	1	40.28
SE40818	35.58	1	35.58
SE40848	24.54	1	24.54
SE40871	20.00	1	20.00
SE40875	25.00	1	25.00
SECURITYMETRICS INC.	169.98	1	169.98
SERVPRO OF CORPUS CHRISTI	209.95	1	209.95
SHEINBERG TOOL CO. INC.	1,079.32	16	67.46
SHINE ON CAR WASH	17.00	1	17.00
SINISTER	14.00	2	7.00
SMARTLINK	440.00	2	220.00
SNOWBIRDWEBSITELODGIN	-191.05	1	-191.05
SOUTHERN TIRE MART	2,683.83	7	383.40
SOUTHWEST WHEEL CO COR	101.89	2	50.94
SPECTRUM	4,495.60	21	214.08
SPIRAL BINDING LLC	-326.00	1	-326.00
SPL ROBSTOWN HARDWARE COM	2,300.67	7	328.67
SQ BAY AREA TIME	8.00	1	8.00
SQ G A DOUGLAS	480.00	1	480.00

**Nueces County**  
**Transaction Totals by Vendor**  
Statement Dates: 06/28/2020

Merchant	Amount	Transaction Count	Average Transaction
SQ SHORELINE AT THE COUR	238.15	3	79.38
SQ SIGN SOLUTIONS	315.00	1	315.00
SQ SOUTH TEXAS SMALL ENG	624.37	5	124.87
SQ SOUTH TX OVERHEAD CRA	869.40	1	869.40
SQ TEXAS SIGN EXPR	670.00	3	223.33
SQ TEXAS SIGN EXPRESS	0.00	2	0.00
SQ THIRD COAST CHARTERS	5,100.00	1	5,100.00
SQ TORRES GARAGE	7.00	1	7.00
SQ VIRGIL CONDE FARRIER	55.00	1	55.00
STAPLES DIRECT	27.04	2	13.52
STAPLES TIRE & AUTOMOTIVE	14.00	1	14.00
STATE BAR TX-DUES-WEB	240.00	1	240.00
STEVE OLMEDA EXXON	750.49	2	375.24
STEWART DEAN BEARING COMP	128.44	1	128.44
STREAM ENERGY	117.02	1	117.02
SUMMIT ELECTRIC SUPPLY	230.00	2	115.00
SUPERIOR TRAILER SALES	44.23	1	44.23
SUTHERLANDS 3210	30.53	1	30.53
TAPCO	573.45	2	286.72
TC AUTO SERVICE	315.77	2	157.88
TCEQ EPAYMENT	100.00	2	50.00
TEXAS DIESEL SPECIALIST	539.86	2	269.93
TEXAS EXCELLENCE DETAIL	89.00	2	44.50
TEXAS FIRST RENTALS-	4,476.96	1	4,476.96
TEXAS STATE AQUARIUM	62.00	1	62.00
TEXAS THRONE LLC	125.00	1	125.00
TEXPO DBA YEP & SWPL	123.91	2	61.96
THC VIRTUAL AUSTIN	100.00	1	100.00
THE DOCTORS CENTER - PO	10,815.00	1	10,815.00
THE EMBLEM AUTHORITY	513.00	1	513.00
THE HOME DEPOT #0526	224.05	6	37.34
THE HOME DEPOT #6564	2,164.38	21	103.07
THE HOME DEPOT #6584	1,651.19	24	68.80
THE HOME DEPOT 526	879.48	3	293.16
THE HOME DEPOT 6564	1,985.85	8	248.23
THE HOME DEPOT 6584	753.04	4	188.26
THE ISLAND CAR WASH	14.00	1	14.00
THE PADCASTER LLC	1,704.10	1	1,704.10
THE SHARP SHOOTER	10.00	1	10.00
THERANEST WILEY M	180.00	1	180.00
TIGER HEATING & AIR LLC	176.00	1	176.00
TLO TRANSUNION	150.00	1	150.00

**Nueces County**  
**Transaction Totals by Vendor**  
Statement Dates: 06/28/2020

Merchant	Amount	Transaction Count	Average Transaction
TMS SOUTH INC	789.55	1	789.55
TOTAL PROTECTION SYSTEMS	585.00	2	292.50
TRACTOR SUPPLY #333	315.89	3	105.30
TRACTOR SUPPLY CO #1907	710.79	5	142.16
TROPHYLAND	87.20	1	87.20
TRUCKERS EQUIPMENT	1,221.59	8	152.70
TRWA	-225.00	1	-225.00
TX DEPT AGRICULTURE	383.69	1	383.69
TXU BILL PAYMENT	1,624.58	8	203.07
ULINE SHIP SUPPLIES	8,837.26	6	1,472.88
UNITED 0162315052168	393.20	1	393.20
UNITY CHAPEL FUNERAL	921.00	1	921.00
UNIVAR USA INC.	712.60	4	178.15
UPS (800) 811-1648	9.25	1	9.25
US21 INC	6,695.00	2	3,347.50
USPS PO 4820200410	77.90	5	15.58
USPS PO 4820250415	2,750.00	1	2,750.00
USPS PO 4876650380	70.30	2	35.15
USPS PO BOXES ONLINE	474.00	3	158.00
VALUE SAFES	2,044.00	1	2,044.00
VOLVO TRUCKS OF TEXAS	256.38	2	128.19
VULCAN INC	2,729.50	3	909.83
WAL-MART #0464	327.67	3	109.22
WAL-MART #0470	247.35	8	30.92
WAL-MART #0490	243.73	4	60.93
WAL-MART #5898	265.97	2	132.98
WALGREENS #4424	118.09	5	23.62
WALMART.COM	93.92	2	46.96
WAUKESHA-PEARCE CORPUS	1,384.89	4	346.22
WCI CORPUS CHRISTI	494.00	4	123.50
WESTERN AUTO ACE HARDWAR	792.20	8	99.02
WILBUR ELLIS TAFT	485.00	1	485.00
WM SUPERCENTER #464	115.91	2	57.96
WM SUPERCENTER #470	48.23	2	24.12
WM SUPERCENTER #490	214.07	6	35.68
WM SUPERCENTER #5460	87.00	1	87.00
WOODY'S TRUCK CENTER	423.09	9	47.01
WRIGHT MATERIALS INC ROBS	84.46	1	84.46
XOOM ENERGY	158.00	1	158.00
ZACHRY PUBLICATIONS	250.00	1	250.00
ZARSKY LUMBER-CORPUS CHR	220.08	2	110.04
ZARSKY LUMBER-PORT ARANS	589.61	10	58.96



**Nueces County**  
**Transaction Totals by Vendor**  
Statement Dates: 06/28/2020

---

<b>Merchant</b>	<b>Amount</b>	<b>Transaction Count</b>	<b>Average Transaction</b>
ZIEBART TX-70	588.00	1	588.00
ZOOM.US	15.98	1	15.98
ZOOM.US 888-799-9666	95.90	1	95.90
ZORO TOOLS INC	922.71	3	307.57
<b>Total</b>	<b>456,483.79</b>	<b>1,067</b>	<b>427.82</b>

**Nueces County  
Transaction Totals by Vendor YTD  
For the 9 months ending 06/28/2020**

Merchant	Amount	Transaction Count	Average Transaction
GULF COAST PAPER COMPANY-	294,163.46	406	724.54
RICOH USA INC	231,408.44	25	9,256.34
FINANCIAL SERVICES	210,941.95	10	21,094.20
GATEWAY PRINTING & OFFICE	168,349.77	516	326.26
AT&T BILL PAYMENT	72,918.38	7	10,416.91
US21 INC	51,620.00	4	12,905.00
SPECTRUM	42,925.15	184	233.29
COASTAL OFFICE SOLUTIONS	41,769.11	52	803.25
HOLIDAY INN	40,350.71	26	1,551.95
THE HOME DEPOT #6564	39,486.16	248	159.22
CITY OF CORPUS CHRISTI	35,001.53	274	127.74
THE DOCTORS CENTER - PO	34,144.50	3	11,381.50
SOUTHERN TIRE MART	32,096.98	92	348.88
AMERICAN SOLUTIONS4 BUS	31,151.37	39	798.75
HOLT CAT CORPUS - MC	30,928.68	79	391.50
ROBSTOWN UTILITY SYSTEMS	30,763.91	161	191.08
SPL ROBSTOWN HARDWARE COM	30,325.20	117	259.19
TXU BILL PAYMENT	28,703.11	144	199.33
A&W OFFICE SUPPLY	27,241.38	70	389.16
A PLUS PLUMBING AND RE	27,002.65	39	692.38
DMI DELL HIGHER EDUC	21,101.69	29	727.64
NUECES COUNTY WCID 3	20,121.57	46	437.43
DAILY WELLS COMMUNICATIO	20,114.66	76	264.67
CDW GOVT #XGB0842	18,576.75	1	18,576.75
CDW GOVT #XHX4778	17,780.73	1	17,780.73
THE HOME DEPOT 6564	16,937.19	66	256.62
BOB BARKER COMPANY INC	16,380.19	31	528.39
CORPUS CHRISTI FUNERAL	16,128.00	18	896.00
CORPUS CHRISTI CALLER	15,941.45	19	839.02
IN PRO TECH MECHANICAL I	15,913.75	11	1,446.70
CORPUS CHRISTI FREIGHTLIN	15,820.38	81	195.31
GUARDIAN FUNERAL HOME & C	15,480.39	18	860.02
INTUIT QUICKBOOKS	15,385.02	11	1,398.64
LOWES #01825	14,817.22	126	117.60
TOTAL MAINTENANCE SOLUTIO	14,713.63	22	668.80
USPS PO 4820250415	14,610.00	10	1,461.00
PAW ALL FAITH CREMATION	14,357.00	18	797.61
TARGET 00003350	14,324.18	18	795.79
ULINE SHIP SUPPLIES	14,210.17	11	1,291.83
CBS RENTAL & SUPPLY	13,594.03	62	219.26
GRAINGER	13,576.63	49	277.07
GULF COAST MAILING SERV	13,532.48	10	1,353.25

**Nueces County  
Transaction Totals by Vendor YTD  
For the 9 months ending 06/28/2020**

Merchant	Amount	Transaction Count	Average Transaction
H-E-B #462	13,388.66	19	704.67
ARNOLD OIL COMPANY	13,383.82	96	139.41
NORTH PADRE ACE HARDWARE	13,327.09	128	104.12
TREVINO FUNERAL HOME	13,315.00	15	887.67
A & B PLASTICS AND FABRIC	13,108.43	42	312.11
THE HOME DEPOT #6584	13,062.96	217	60.20
CRADLEPOINT	13,025.69	1	13,025.69
TRUCKERS EQUIPMENT	12,879.49	41	314.13
PRO FIRE PROTECTION INC	12,869.14	27	476.63
JOHNSON CONTROLS SS	12,739.89	14	909.99
THE HOME DEPOT 6584	12,666.12	48	263.88
ORTIZ INTERNATIONAL CENT	12,600.00	1	12,600.00
MUNIZ ELECTRIC AND COOLIN	12,138.86	16	758.68
TOTAL PROTECTION SYSTEMS	12,122.20	28	432.94
CDW GOVT #XFW5899	12,080.70	1	12,080.70
4110 ORTIZ CENTER	11,945.00	1	11,945.00
BINSWANGER GLASS #100	11,726.02	16	732.88
SQ SUAREZ PAINTING	10,835.00	8	1,354.38
STATE BAR TX-DUES-WEB	10,389.00	13	799.15
CDW GOVT #XMC4870	10,041.00	1	10,041.00
THE HOME DEPOT 526	10,001.99	33	303.09
VULCAN INC	9,820.64	10	982.06
CC DISTRIBUTORS	9,807.72	45	217.95
SHEINBERG TOOL CO. INC.	9,720.76	75	129.61
MOMAR INC	9,695.45	20	484.77
JCPENNEY EGIFT CARD	9,675.00	90	107.50
PENSKE TRK LSG 054510	9,569.74	11	869.98
ITD PRINT SOLUTIONS	9,342.00	13	718.62
H-E-B #643	9,335.93	121	77.16
FSI CPL RETAIL	9,301.53	67	138.83
TMS SOUTH INC	9,231.07	12	769.26
GOODYEAR TIRE #4739	9,005.31	20	450.27
BECK AND MASTEN BUICK GMC	8,995.41	32	281.11
GOODYEAR A.S.C. #4738	8,953.48	17	526.68
ROBLES TIRE	8,794.81	37	237.70
WALGREENS #4424	8,778.77	90	97.54
H&L DISCOUNT OIL CO	8,742.96	27	323.81
CORPUS CHRISTI REGIONAL	8,725.00	3	2,908.33
IN H & V EQUIPMENT SERVI	8,699.17	3	2,899.72
GRAYBAR ELECTRIC	8,500.91	37	229.75
PAYPAL ALARMTX	8,218.95	15	547.93
ALTEX COMPUTER AND ELECTR	8,120.65	63	128.90

**Nueces County  
Transaction Totals by Vendor YTD  
For the 9 months ending 06/28/2020**

Merchant	Amount	Transaction Count	Average Transaction
SQ G A DOUGLAS	8,098.31	19	426.23
O'REILLY AUTO PARTS 635	7,900.11	177	44.63
24 HR SAFETY-CORPUS CH	7,834.52	21	373.07
CC STAMP WORKS INC	7,751.39	59	131.38
TDCAA	7,641.23	19	402.17
CORPUS CHRISTI SAFE AND L	7,600.33	50	152.01
COASTAL A.D.S INC.	7,419.04	21	353.29
ULTIMATE SIGNS AND GRAPHI	7,361.00	12	613.42
ANNAVILLE MUFFLER AND	7,228.00	31	233.16
NUECES COUNTY WATER DISTR	7,107.51	22	323.07
AMAZON.COM M71GW1150	6,995.00	1	6,995.00
O BERK COMPANY LLC	6,898.84	6	1,149.81
SHS SUREPOINTER	6,728.00	10	672.80
H&L DISCOUNT OIL	6,536.89	18	363.16
FASCLAMPITT CORPUS CHRIST	6,522.35	78	83.62
C.C. BATTERY COMPANY	6,483.09	44	147.34
ZORO TOOLS INC	6,470.92	25	258.84
O'REILLY AUTO PARTS 1982	6,443.59	101	63.80
ICS JAIL SUPPLIES	6,417.10	9	713.01
HUB CITY OVERHEAD DOOR CO	6,239.63	10	623.96
DELTA SPECIALTIES SUPPLY	6,111.97	13	470.15
DIGICERT INC	5,992.00	11	544.73
INDUSTRIAL COMMUNICATIONS	5,988.86	10	598.89
SPIRAL BINDING LLC	5,912.27	7	844.61
AN CHEVROLET N CORPUS	5,862.88	18	325.72
KOETTER FIRE CORPUS	5,707.88	8	713.48
UNIVAR USA INC.	5,642.04	46	122.65
MID COAST ELECTRIC SUPPLY	5,585.68	5	1,117.14
C.C BUILDERS HARDWARE	5,539.22	8	692.40
C&S PLATING & BUMPER RECY	5,504.14	2	2,752.07
ASHMORE PAINT COMPANY INC	5,502.19	12	458.52
UNITY CHAPEL FUNERAL	5,426.00	6	904.33
SAMES FORD LINCOLN	5,413.41	25	216.54
RESIDENCE INN CORPUS C	5,346.00	13	411.23
HOSE OF SOUTH TEXAS	5,345.84	82	65.19
CDW GOVT #1270-1500	5,308.09	3	1,769.36
EMBASSY SUITES	5,161.25	8	645.16
TEXAN GLASS - SOUTH INC	5,140.00	13	395.38
SQ THIRD COAST CHARTERS	5,100.00	1	5,100.00
FERGUSON ENT # 116	5,090.00	40	127.25
ASHMORE PAINT CO INC	5,072.75	19	266.99
EBINRA INC	5,000.00	1	5,000.00

**Nueces County  
Transaction Totals by Vendor YTD  
For the 9 months ending 06/28/2020**

Merchant	Amount	Transaction Count	Average Transaction
CORPUS CHRISTI WILBERT	4,950.00	12	412.50
MG BUILDING CORPUS CHRIS	4,935.72	22	224.35
RELIANT ENERGY	4,831.96	38	127.16
BLT RESTAURANT SUPPLY LL	4,824.36	2	2,412.18
BUSH HYDRAULICS	4,727.84	19	248.83
IN LONE STAR PRODUCTS &	4,662.30	3	1,554.10
D & C FENCE CO. INC	4,549.84	3	1,516.61
TEXAS ASSOCIATION OF C	4,535.00	16	283.44
TEXAS FIRST RENTALS-	4,476.96	1	4,476.96
CDW GOVT #XHW5907	4,464.91	1	4,464.91
JOHNSTONE SUPPLY CORPUS	4,453.23	17	261.95
ROBSTOWN-UTIL-SYST-PMT	4,442.62	23	193.16
INTERSTATE BATTERIES	4,415.04	27	163.52
AMBIT TEXAS LLC	4,414.05	35	126.12
SYMBOL ARTS WEB	4,361.75	4	1,090.44
CERTIFIED LABORATORIES	4,243.65	5	848.73
JUST ENERGY	4,212.89	28	150.46
MOORE MEDICAL LLC	4,210.27	16	263.14
AMAZON.COM CB0G383C3	4,160.00	1	4,160.00
EWALD KUBOTA - CORPUS CHR	4,154.79	23	180.64
THE HOME DEPOT #0526	4,096.60	49	83.60
DISCOUNT TIRE TXC 12	4,085.00	6	680.83
DRISCOLL HEALTH SYSTEM	4,078.13	4	1,019.53
FIVE POINTS AUTO CENTER	4,068.90	32	127.15
DISCOUNT-TIRE-CO TXC-05	4,054.81	14	289.63
CORPUS CHRISTI FORD	4,054.00	26	155.92
OFFICE DEPOT #70	4,037.78	32	126.18
PRO AUTOMOTIVE	4,005.86	14	286.13
PMI ROBSTOWN	3,992.04	18	221.78
WAUKESHA-PEARCE CORPUS	3,958.14	18	219.90
SQ SOUTH TEXAS SMALL ENG	3,889.40	26	149.59
IN TROYS FENCE	3,875.00	4	968.75
THE PAIGE COMPANY CONT	3,874.50	5	774.90
NSC NORTHERN SAFETY CO	3,849.34	22	174.97
AMZN MKTP US UR6E822K3	3,839.84	1	3,839.84
THOMSON WEST TCD	3,831.96	13	294.77
AMAZON.COM MC9WU1600	3,830.00	1	3,830.00
ABSOLUTE COMMUNICATIONS	3,819.22	3	1,273.07
CDW GOVT #1470	3,731.56	1	3,731.56
IN PROTEX RESTAURANT SER	3,729.34	6	621.56
FSGI CORPUS LIGHTING	3,723.42	6	620.57
TIGER HEATING & AIR LLC	3,696.00	6	616.00

**Nueces County  
Transaction Totals by Vendor YTD  
For the 9 months ending 06/28/2020**

Merchant	Amount	Transaction Count	Average Transaction
BEST BUY 00002352	3,637.83	17	213.99
HOLIDAY INN EXPRESS	3,622.58	25	144.90
C B SALES AND SERVICE	3,622.48	4	905.62
THE PADCASTER LLC	3,593.10	2	1,796.55
1398 COLUMBIA	3,557.04	9	395.23
DTV DIRECTV SERVICE	3,540.87	29	122.10
SQ TIGER HEATING &	3,537.00	2	1,768.50
ZEBRATECHNOLOGIES INTL	3,510.75	6	585.12
FIRETROL PROTECTION SYSTE	3,406.23	9	378.47
CDW GOVT #XGV3280	3,346.12	1	3,346.12
LOGMEIN GOTOMEETING	3,309.51	10	330.95
CDW GOVT #XQB9073	3,301.60	1	3,301.60
ACADEMY SPORTS #29	3,288.71	19	173.09
PRO CHEM INC.	3,276.30	7	468.04
GALLS	3,220.69	14	230.05
VARIDESK 1800 207 2587	3,199.50	8	399.94
NUECES ELECTRIC COOP	3,188.29	22	144.92
IN URETEK ICR SOUTH TEXA	3,156.00	1	3,156.00
MAACO	3,118.92	1	3,118.92
JEANS RESTAURANT SUPPLY	3,101.59	3	1,033.86
TEXAS THRONE LLC	3,098.85	11	281.71
NEESSEN CHEVROLET BUICK	3,052.20	3	1,017.40
CDW GOVT #ZGC6685	3,043.00	1	3,043.00
WM SUPERCENTER #1494	3,019.11	11	274.46
MNI DIESEL INC.	3,013.57	4	753.39
CORPUS CHRISTI TRANSPORT	3,000.00	1	3,000.00
GOES HEATING SYSTEMS	2,976.29	3	992.10
NADCP	2,970.00	2	1,485.00
PRECISE KIT PROMOTIONS	2,969.59	3	989.86
TRACTOR SUPPLY #333	2,964.20	27	109.79
IN R & R PETRO SERVICES	2,961.00	12	246.75
OFFICE DEPOT #468	2,958.09	33	89.64
FREDPRYOR CAREERTRACK	2,926.00	3	975.33
PARAGON SOFTWARE GROUP	2,924.35	1	2,924.35
EVINS GLASS SERVICE INC	2,903.79	7	414.83
DISPLAYS2GO	2,901.36	4	725.34
GALVANS PAINT & BODY LLC	2,852.00	2	1,426.00
CDR #1	2,814.40	4	703.60
CDW GOVT #WKV4271	2,810.07	1	2,810.07
IBI INFORMA PRODUCTS	2,800.00	1	2,800.00
SAMS CLUB #8267	2,750.01	17	161.77
VISTA.COM	2,750.00	1	2,750.00

**Nueces County  
Transaction Totals by Vendor YTD  
For the 9 months ending 06/28/2020**

Merchant	Amount	Transaction Count	Average Transaction
POSTNET (TX162)	2,742.55	20	137.13
ROMCO EQUIPMENT 013	2,723.90	6	453.98
HARBOR FREIGHT	2,706.09	2	1,353.04
FRANCOS GARAGE	2,690.00	5	538.00
HOT ROD RUDYS	2,681.12	16	167.57
FIRESTONE20052	2,651.78	10	265.18
CORPUS CHRISTI WILBERT LP	2,640.00	3	880.00
RENTAL WORLD CORPUS CHRIS	2,633.90	2	1,316.95
DOGGETT DHMS - C.C.	2,614.02	9	290.45
PITNEY BOWES PI	2,611.17	11	237.38
ISLAND TIRE AND AUTOMOTIV	2,586.83	31	83.45
RAYALLEN.COM JJDOG.COM	2,577.93	4	644.48
WESTERN AUTO ACE HARDWAR	2,561.71	28	91.49
TAPCO	2,561.70	3	853.90
8X8 INC. 888-898-8733	2,559.90	9	284.43
SQ OXD CUSTOM WORKS	2,555.00	1	2,555.00
LOWES #02506	2,539.30	14	181.38
MCALISTER'S 1283 MM	2,532.26	2	1,266.13
CDW GOVT #1900-5686/40	2,500.18	2	1,250.09
CORPUS CHRISTI ELECTRIC	2,495.04	14	178.22
FSI DIRECT ENERGY	2,494.91	22	113.40
TEXAS DIESEL SPECIALIST	2,479.75	4	619.94
AMZN MKTP US UB4Q24P03	2,477.98	1	2,477.98
AMAZON.COM KC8NO1O33 AMZN	2,441.74	1	2,441.74
TRACTOR SUPPLY CO #1907	2,429.58	20	121.48
AMMOMAN COM 856-767-3877	2,409.50	1	2,409.50
HELENA 25041	2,405.05	5	481.01
BIRDS RUBBER STAMPS	2,382.27	22	108.28
ALARM SECURITY & CONT.	2,380.00	4	595.00
GOVERNMENT FINANCE OFFIC	2,365.00	16	147.81
IN KLOBASH REMODELING	2,365.00	2	1,182.50
ROBLES TIRE RECYCLING	2,358.17	9	262.02
STEWART DEAN BEARING COMP	2,347.23	13	180.56
OMNI AUSTIN SOUTHPARK	2,340.00	4	585.00
COASTAL DIESEL INJECTION	2,335.31	23	101.54
FLEETPRIDE155	2,311.75	11	210.16
WATCHGUARD VIDEO	2,265.00	2	1,132.50
EMBCC	2,263.52	5	452.70
S. TEXAS ALL BATTERY	2,262.60	8	282.82
OFFICE DEPOT #1127	2,249.96	20	112.50
EVANS EQUIPMENT & ENVIRON	2,247.03	2	1,123.52
JASONS DELI #616	2,235.08	3	745.03

**Nueces County**  
**Transaction Totals by Vendor YTD**  
**For the 9 months ending 06/28/2020**

Merchant	Amount	Transaction Count	Average Transaction
ENVIROTEST LLC	2,224.00	2	1,112.00
RAM PRODUCTS LTD.	2,200.93	12	183.41
IN LIGHTNING X PRODUCTS	2,199.90	1	2,199.90
AMMUNITION DEPOT	2,190.10	1	2,190.10
WOODY'S TRUCK CENTER	2,173.02	57	38.12
KIMBALL MIDWEST PAYEEZY	2,154.07	9	239.34
GENERAL CRANE SERVICE CO	2,153.30	5	430.66
IN PRECISION ENGINEERED	2,150.04	2	1,075.02
WORTH HYDROCHEM OF CORPUS	2,150.00	2	1,075.00
EXXONMOBIL 45362076	2,145.33	5	429.07
SQ SHORELINE SANDWICH CO	2,111.49	6	351.92
WAL-MART #0464	2,109.25	17	124.07
HORSESHOE BAY FRONT DESK	2,107.28	5	421.46
AIRGAS USA LLC	2,103.43	12	175.29
CDW GOVT #VJL8170	2,094.50	1	2,094.50
CDW GOVT #WBP1511	2,094.50	1	2,094.50
BOB'S CITY GARAGE	2,092.36	6	348.73
A WAVELL FLAGPOLE	2,088.50	12	174.04
ARC CORPUS CHRISTI 15	2,085.76	13	160.44
SHORELINE PLUMBING	2,081.30	2	1,040.65
THERANEST ANNUAL SUB	2,080.00	1	2,080.00
CORPUS AUTO SERVICE	2,072.65	2	1,036.32
AIR SPECIALTY & EQUIPMENT	2,066.90	2	1,033.45
VALUE SAFES	2,044.00	1	2,044.00
VIP CAR WASH & SUPER	2,038.80	9	226.53
AMAZON.COM MY9TN53Z1	2,035.94	1	2,035.94
SUMMIT ELECTRIC SUPPLY	2,031.72	13	156.29
WAL-MART #0470	2,031.60	36	56.43
USPS PO 4820200410	2,030.20	67	30.30
COASTAL BEND COMM FDN	2,000.00	1	2,000.00
COMPREHEND	2,000.00	1	2,000.00
EDDIES GULF RADIATOR	2,000.00	3	666.67
LAMAR MEDIA CORP	2,000.00	1	2,000.00
ISC2	1,995.00	1	1,995.00
GT DISTRIBUTORS RETAIL	1,992.00	1	1,992.00
WPY GRACIE UNIVERSITY	1,990.00	1	1,990.00
ADVANCE AUTO PARTS #3344	1,965.45	54	36.40
CDW GOVT #XZF4963	1,958.67	1	1,958.67
NUECES CO TX-TAC-MOTOR	1,947.50	32	60.86
WILBUR ELLIS TAFT	1,940.00	4	485.00
USPS PO 4820230409	1,931.95	3	643.98
RUSH TRK CTR CORPUS CHRI	1,928.05	6	321.34



**Nueces County**  
**Transaction Totals by Vendor YTD**  
**For the 9 months ending 06/28/2020**

Merchant	Amount	Transaction Count	Average Transaction
VIP CAR WASH AND LUBE NW	1,925.15	27	71.30
3G GRAPHICS	1,900.76	5	380.15
SQ CUDD INC	1,885.02	2	942.51
LOWES #00907	1,877.06	1	1,877.06
SCHINDLER ELEVATOR CORP	1,872.15	2	936.08
HOMEDEPOT.COM	1,866.95	3	622.32
BECK MASTEN COASTAL BEND	1,849.61	10	184.96
LIGHT HOUSE GRAPHICS	1,849.00	4	462.25
SANTA FE ANIMAL HOSPITAL	1,848.73	11	168.07
C AND A SERVICE AND TIRES	1,844.04	9	204.89
CDW GOVT #XRZ5836	1,835.82	1	1,835.82
NNA SERVICES LLC	1,822.79	11	165.71
DEMCO INC	1,822.05	3	607.35
COURTYARD BY MARRIOTT	1,821.60	3	607.20
SQ X RAY ON WHEELS	1,816.94	3	605.65
IN ICONIC SIGN GROUP LL	1,807.65	1	1,807.65
NATIONALPUMPSUPPLY	1,800.99	1	1,800.99
SHSU WEB PAY	1,800.00	7	257.14
GREEN MOUNTAIN ENERGY	1,799.84	17	105.87
POSITIVE PROMOTIONS	1,790.43	2	895.22
LONE STAR TRENCHER PARTS	1,784.15	3	594.72
WCI CORPUS CHRISTI	1,782.55	12	148.55
THERANEST WILEY M	1,779.29	10	177.93
ZARSKY LUMBER-PORT ARANS	1,774.32	25	70.97
HILTON HOTELS	1,767.09	2	883.54
SQ CHEF TONY'S CUSTOM CU	1,761.75	1	1,761.75
PRAXAIR DIST INC OAM	1,729.81	10	172.98
JOHNSTONE SUPPLY- CORPUS	1,727.26	1	1,727.26
SQ AUTO WORKS UNLIMITED	1,721.94	4	430.48
WM SUPERCENTER #470	1,714.53	31	55.31
INNOVATIVE SIGN LLC	1,690.74	3	563.58
STREAM ENERGY/EZ-PAY	1,670.12	10	167.01
LOGMEIN PRO2	1,659.99	2	830.00
EL CENTRO LANDFILL	1,657.50	22	75.34
AMZN MKTP US F07LS2YC3	1,652.36	1	1,652.36
TTI REGISTRATIONS	1,650.00	8	206.25
THE PRIVATE CLIENT LAW	1,647.00	3	549.00
COMLINK WIRELESS	1,626.00	3	542.00
ABSOLUTE WASTE SERVICES	1,621.49	3	540.50
AXON	1,612.00	3	537.33
GT DISTRIBUTORS INC	1,604.21	3	534.74
CDW GOVT #VZC6179	1,593.72	1	1,593.72

**Nueces County**  
**Transaction Totals by Vendor YTD**  
**For the 9 months ending 06/28/2020**

Merchant	Amount	Transaction Count	Average Transaction
HILTON GARDEN INN	1,583.35	8	197.92
SQ MEHRDAD SALAMAT MDPA	1,581.00	1	1,581.00
GULF BUSINESS FORMS	1,560.45	1	1,560.45
SUPERIOR TRAILER SALES	1,542.02	11	140.18
SQ FAR BEYOND TINT	1,540.50	5	308.10
REPUBLIC SERVICES TRASH	1,531.07	3	510.36
CDW GOVT #ZFM1705	1,529.85	1	1,529.85
PROMOTIONS NOW	1,524.88	3	508.29
CDW GOVT #ZDH5971	1,521.50	1	1,521.50
TLO TRANSUNION	1,520.20	10	152.02
TCEQ EPAYMENT	1,500.00	4	375.00
FASTSERV SUPPLY CORPUS	1,496.09	21	71.24
USR-ELECTRIC BILL	1,468.87	11	133.53
JACK & JILL OF MANY TRADE	1,450.00	1	1,450.00
II IDENTIFIX INC.	1,428.00	1	1,428.00
BIG JOES TIRE & AUTO	1,427.34	6	237.89
FIRESTONE678791	1,424.41	9	158.27
STATE BAR TX-CLE WEB	1,422.50	8	177.81
HILTON GALVESTON HOTEL	1,421.40	4	355.35
SQ TEXAS SIGN EXPR	1,420.00	4	355.00
EPIC PEDIATRIC THERAPY CE	1,400.00	1	1,400.00
NETWORKTIGERS INC	1,387.64	1	1,387.64
PLANT INTERSCAPES	1,383.70	3	461.23
RED CROSS TRNG & PROD	1,380.00	9	153.33
WALMART.COM 8009666546	1,357.71	5	271.54
OIL PATCH PETROLEUM INC	1,355.93	15	90.40
AMZN MKTP US M79O838D2	1,354.91	1	1,354.91
CDW GOVT #ZGB1836	1,347.57	1	1,347.57
EAGLE LOCK AND KEY	1,344.50	4	336.12
CDW GOVT #WBR1292	1,342.36	1	1,342.36
USPS PO 4808000343	1,339.00	6	223.17
DISCOUNT AUTO 2	1,333.95	10	133.40
SHAFFER'S MUFFLER & AUTO	1,322.78	10	132.28
SQ CHEF TONY'S CUS	1,321.60	1	1,321.60
TOXICOLOGY & CLIN CHEM LA	1,300.00	1	1,300.00
T C AUTO SERVICE	1,290.86	3	430.29
CREAGER BATTERY AND TI	1,284.60	54	23.79
COASTAL DIESEL	1,284.43	8	160.55
CARISMA WASH LUBE AND DE	1,278.11	23	55.57
HYDRAULICS OF TEXAS	1,278.00	1	1,278.00
BROOKS TIRE INC	1,270.25	14	90.73
ED BURK S AUTO SERVICE	1,269.81	5	253.96

**Nueces County**  
**Transaction Totals by Vendor YTD**  
**For the 9 months ending 06/28/2020**

Merchant	Amount	Transaction Count	Average Transaction
CDW GOVT #VQR1493	1,268.01	1	1,268.01
CARROT TOP INDUSTRIES	1,262.80	6	210.47
STANLEY STEEMERCORCHR	1,258.98	3	419.66
SMARTSIGN	1,254.01	2	627.00
WAL-MART #1494	1,250.63	5	250.13
SQ EAGLE GLASS SER	1,250.00	1	1,250.00
FLASHER EQUIPMENT COMPAN	1,240.00	1	1,240.00
AMERICAN DETAIL SUPPLY	1,229.80	5	245.96
BELLA BISTRO'S	1,225.00	1	1,225.00
CHICK-FIL-A #00957	1,220.05	2	610.02
SQ TIGER HEATING & AIR	1,207.00	2	603.50
CONFERENCEC	1,200.00	1	1,200.00
CRT FLOORING- CORPUS CHRI	1,200.00	2	600.00
IN CORPUS CHRISTI BAR AS	1,200.00	4	300.00
PHAMATECH	1,196.00	2	598.00
IN JT LUCAS ENTERPRISES	1,195.21	1	1,195.21
HOLIDAY INN EXPRESS & SU	1,193.94	5	238.79
HILTON HOTELS SALT LK	1,189.45	3	396.48
AMZN MKTP US GV2UK6HK3	1,188.00	1	1,188.00
OSS ACADEMY	1,177.00	22	53.50
GENTRY COMPANY	1,168.85	1	1,168.85
SOUTHWES 5262127285362	1,165.36	1	1,165.36
SOUTHWES 5262127285363	1,165.36	1	1,165.36
NATIONAL SAFETY COUNCIL	1,155.29	2	577.64
ZARSKY LUMBER-PORT A	1,150.58	12	95.88
ESAFETY SUPPLIES INC	1,149.48	1	1,149.48
EVEREST WATER COFFEE	1,142.91	25	45.72
ICS JAIL SUPPLIES INC.	1,141.00	2	570.50
UNITED 0162470320251	1,141.00	1	1,141.00
FACILITY SOLUTIONS GROUP	1,138.84	2	569.42
GRAYBAR ELECTRIC COMPANY	1,132.99	6	188.83
PRODUCTIVITY CENTER INC	1,130.00	4	282.50
XTREME SAFETY INDUSTRIAL	1,127.49	5	225.50
GULF COAST PANAMA JACK	1,126.57	1	1,126.57
WAL-MART #5898	1,126.17	7	160.88
SAMES KINGSVILLE FORD	1,126.15	3	375.38
PAYPAL PACIFICCOAS	1,106.20	2	553.10
GULF COAST LASER RENU	1,095.00	3	365.00
FSI FIRST CHOICE POWER	1,093.47	9	121.50
HAMPTON INN AND SUIT	1,084.80	2	542.40
LUBRICATION STATION	1,078.44	9	119.83
DIAMOND B TRACTORS AND EQ	1,077.13	4	269.28

**Nueces County**  
**Transaction Totals by Vendor YTD**  
**For the 9 months ending 06/28/2020**

Merchant	Amount	Transaction Count	Average Transaction
DIESEL ENGINE & INJECTIO	1,068.19	12	89.02
PETTY S ELECTRONICS	1,060.00	3	353.33
UT CONT LEGAL EDUC	1,050.00	1	1,050.00
CDW GOVT #WPF2335	1,043.31	1	1,043.31
IDU INSIGHT PUBLIC SEC	1,043.20	1	1,043.20
ATLAS PHONES	1,029.35	2	514.68
AMAZON.COM CM8NW7JF3	1,026.82	1	1,026.82
SAFETY KLEEN SYSTEMS BRAN	1,019.14	2	509.57
DOUBLETREE HOTEL ELPASO	1,009.98	3	336.66
SP CROWD CONTROL WAR	1,003.46	3	334.49
SUPERION LLC	998.00	1	998.00
CDW GOVT #WHD4533	994.44	1	994.44
CDW GOVT #WRJ2821	989.16	1	989.16
BAY AREA LANDSCAPES &	988.55	1	988.55
HARBOR FREIGHT TOOLS 71	984.92	13	75.76
ACCO BRANDS DIRECT	980.55	1	980.55
GREYHOUND LINES 6855	978.15	18	54.34
ACT TYLER TECHNOLOGIES	975.00	1	975.00
HOLIDAY INN SAN MARCOS	972.90	3	324.30
ARMSTRONG LUMBER COMPANY	972.01	12	81.00
GRANDE COMMUNICATIONS	967.23	10	96.72
PAYPAL SAFETYSIGN	964.51	2	482.26
AMZN MKTP US 7I7HA1A53	959.96	1	959.96
AWL PEARSON EDUCATION	959.47	6	159.91
IN ENTERPRISE SYSTEMS CO	958.75	1	958.75
LA QUINTA INNS 0922	958.72	2	479.36
VALLEN-BELMONT	954.84	4	238.71
WALMART.COM	952.25	12	79.35
AMZN MKTP US PY8JY2IY3	952.08	1	952.08
USPS PO BOXES ONLINE	940.00	5	188.00
H-E-B #210	936.12	10	93.61
HAMPTON INNS	930.66	5	186.13
JACKS SMALL ENGINES & GEN	928.59	1	928.59
AMAZON.COM CH6406SM3	926.29	1	926.29
BJ'S FAMOUS UNIFORMS	912.10	11	82.92
GILL LANDSCAPE NURSERY	911.94	2	455.97
STEVE OLMEDA EXXON	911.35	6	151.89
PAYPAL SMARTSIGN	910.80	3	303.60
AMZN MKTP US MO8M39KA0	906.52	1	906.52
FAIRMONT AUSTIN	904.73	4	226.18
IN ACADEMIC CHURCH & CHO	902.00	3	300.67
USPS PO 4820210418	901.35	6	150.22

**Nueces County**  
**Transaction Totals by Vendor YTD**  
**For the 9 months ending 06/28/2020**

Merchant	Amount	Transaction Count	Average Transaction
GENERAL ASSEMBLY	900.00	3	300.00
JAGER PRO	900.00	1	900.00
PDQCOM	900.00	1	900.00
AMZN MKTP US K01401X03	899.95	1	899.95
TEXAS LIBRARY ASSN	895.80	5	179.16
TC AUTO SERVICE	895.11	3	298.37
SQ NASA SEARCHLIGHTS	894.34	1	894.34
CDW GOVT #WKW5603	894.11	1	894.11
AMZN MKTP US 8N8T63LC3	893.99	1	893.99
KENNEDY WIRE ROPE AND	887.05	4	221.76
SQ SIGN SOLUTIONS	885.00	3	295.00
CDW GOVT #WWL4089	882.57	1	882.57
CDW GOVT #XGS2115	882.57	1	882.57
JOHN W HOCK CO	882.35	2	441.18
ENTERPRISE RENT-A-CAR	873.97	6	145.66
GRAND HYATT SAN ANTONIO	872.54	4	218.14
SQ SOUTH TX OVERHEAD CRA	869.40	1	869.40
ZAGG INC	864.87	1	864.87
FLEET MANAGEMENT SOLUTNS	864.00	7	123.43
ENTRUST ENERGY	863.26	7	123.32
NPC NEW PIG CORP	863.06	1	863.06
APOLLO TOWING EASY RIDER	862.89	9	95.88
TX DEPT AGRICULTURE	861.95	8	107.74
ZOOM.US	858.05	6	143.01
A & R SEPTIC SERVICES L.L	857.50	2	428.75
AMAZON.COM 8G0X91UM3	856.83	1	856.83
CDW GOVT #WPX8280	855.82	1	855.82
CDW GOVT #XDF3662	854.46	1	854.46
SQ SHORELINE AT THE COUR	854.02	8	106.75
AIRGAS CENTRAL	853.38	4	213.34
PAYPAL TXURBANCOS	850.00	2	425.00
HERITAGE POWER	849.94	6	141.66
PETSMART # 0196	849.26	10	84.93
AMZN MKTP US 7A9T837B3	849.09	1	849.09
AMERLIBASSOC ECOMMERCE	849.00	2	424.50
NBF NATL BIZ FURNITURE	847.00	1	847.00
LAWN AND GARDEN SHOPPE	846.61	2	423.30
WAL-MART #0490	835.44	13	64.26
SQ CAMSEC+	833.59	3	277.86
EMBASSY SUITES SAN MR	831.45	4	207.86
CDW GOVT #XMQ7060	828.83	1	828.83
TK OF HOUSTON - ONLINE	817.43	1	817.43

**Nueces County  
Transaction Totals by Vendor YTD  
For the 9 months ending 06/28/2020**

Merchant	Amount	Transaction Count	Average Transaction
NCS GED EXAM	813.75	14	58.12
CDW GOVT #XMS4247	812.71	1	812.71
SQ TEXAS SIGN EXPRESS	808.00	4	202.00
NUECES ELECTRIC COOP RET	802.12	5	160.42
JOHNSON CONTROLS FIRE	796.00	1	796.00
PP JOHNNY COOL REFIG	795.00	4	198.75
AMZN MKTP US L74C158K3 AM	793.10	1	793.10
THE HR SOUTHWEST CONFEREN	789.00	1	789.00
ZARSKY LUMBER-CORPUS	782.89	4	195.72
WYNDHAM GARDEN RIVER WAL	782.34	2	391.17
RUDY'S CORPUS #209	779.40	1	779.40
R&R AWARDS	776.33	3	258.78
BUTLER SIGNATURE EVENTS	776.00	1	776.00
JANET PENA OD	775.00	8	96.88
SOUTHWEST WHEEL CO COR	774.90	20	38.74
SQ 1ST CHOICE ELECTRIC	774.80	1	774.80
CDW GOVT #1200-5211	772.77	1	772.77
NEWEGG INC	770.01	1	770.01
BESTBUYCOM805643174817	769.98	2	384.99
UNITED 0167488833958	764.39	1	764.39
UNITED 0167488833959	764.39	1	764.39
CRAWFORD CORPUS CHRISTI	763.14	3	254.38
RIVERSIDE VETERINARY CLIN	763.00	3	254.33
AMZN MKTP US M79V47J72	759.70	1	759.70
HANSON PIPE #4140	752.00	1	752.00
ZAPBUG INC	749.97	2	374.98
AMZN MKTP US 0T6KC36Q3	747.28	1	747.28
CORSAIR MEMORY INC	746.85	1	746.85
CHAMPION CHEVY_CADILLA	741.37	5	148.27
SAFETY KLEEN CORP	740.25	2	370.12
CDW GOVT #XVW1464	739.69	1	739.69
ZIEBART TX-70	737.00	2	368.50
AMAZON.COM TS3E69KI3 AMZN	736.00	1	736.00
SQ BAY AREA TIME	728.50	7	104.07
BRIGGS EQUIPMENT #21	723.75	1	723.75
UNITED 0162484780351	723.00	1	723.00
SOUTHWES 5262131542907	718.40	1	718.40
DOUBLETREE SUITES BY HILT	712.32	4	178.08
SKILLPATH / NATIONAL	710.95	4	177.74
SAN LUIS GALVESTON HOT	710.70	5	142.14
CORPUS CHRISTI LOCK DOC L	704.99	8	88.12
AMZN MKTP US 2H8PM89Y3	701.74	1	701.74

**Nueces County  
Transaction Totals by Vendor YTD  
For the 9 months ending 06/28/2020**

Merchant	Amount	Transaction Count	Average Transaction
IN EDMOND'S COASTAL PLUM	700.00	1	700.00
DELEGARD TOOL OF TEXAS	693.44	1	693.44
QDI QUEST DIAGNOSTICS	687.86	4	171.96
PETCO 1425 63514251	685.85	6	114.31
ENGAGE MARKIDO INC	684.00	1	684.00
AUTOZONE #1328	682.36	14	48.74
EXTENDEDSTAY #9714	678.56	1	678.56
IDENTOGO - TX FINGERPRINT	676.26	59	11.46
CDW GOVT #1190-5686	675.48	1	675.48
CHAPARRAL PORTABLE & MODU	672.23	2	336.12
CONSERVICE	669.95	1	669.95
AMAZON.COM M711352K0	668.70	1	668.70
SMARTLINK	660.00	3	220.00
SR PARTS GLOBAL SOLUTION	656.54	4	164.14
EWING IRRIGATION PRD 146	655.05	1	655.05
TEXAS RECREATION & PARK S	655.00	1	655.00
SP ESAFETY SUPPLIES	653.25	1	653.25
HOLIDAY INN DALLAS MARKE	652.38	1	652.38
APACHE INDUSTRIAL SERVI	650.00	1	650.00
VUE COMPTIA MRKETPLCE	649.00	1	649.00
ALPHA CARD SYSTEMS LLC	646.96	2	323.48
4IMPRINT	646.00	1	646.00
HIGHWAY BARRICADES AND SE	645.84	1	645.84
IN RICHLINE TECHNICAL SE	645.50	1	645.50
AMZN MKTP US MC3OQ7DM2	639.90	1	639.90
HUSKY TRAILER& PARTS CO	637.91	4	159.48
LAQUINTA COLLEGE STATION	637.35	8	79.67
CBT NUGGETS LLC	637.34	1	637.34
BARANTEC INC.	635.00	1	635.00
GIH GLOBALINDUSTRIALEQ	633.55	2	316.78
NATIONAL PEN CO LLC	633.09	4	158.27
WIGHT'S COLLISION	631.44	2	315.72
HYATT PLACE WASH DC NM	629.93	1	629.93
HOLIDAY INN EXP & SUITES	629.10	6	104.85
HYATT REGENCY AUSTIN	628.12	1	628.12
FLAGS IMPORTER CORP	620.49	1	620.49
ELSAG NORTH AMERICA	615.00	1	615.00
J-III CONCRETE	615.00	1	615.00
WM SUPERCENTER #490	613.19	11	55.74
PURVIS INDUSTRIES	610.26	2	305.13
AMZN MKTP US B56VP9JR3	607.84	1	607.84
CCI HOTEL RES	602.67	1	602.67

**Nueces County**  
**Transaction Totals by Vendor YTD**  
**For the 9 months ending 06/28/2020**

Merchant	Amount	Transaction Count	Average Transaction
GULF COAST GRAPHICS	602.50	8	75.31
IWS GAS AND SUPPLY OF TX	602.06	3	200.69
SQ GULF COAST PSYC	600.00	2	300.00
AN FORD MAZDA CORPUS	599.66	4	149.92
HALFMOON EDUCATION	599.00	2	299.50
BEEVILLE PUBLISHING CO IN	598.00	2	299.00
PAYPAL MELBROWNASS	598.00	2	299.00
AMZN MKTP US UE6T82AD3	596.89	1	596.89
AMAZON.COM QR0AJ2KM3 AMZN	594.27	1	594.27
CDW GOVT #XLZ0655	593.40	1	593.40
AMERICAN RED CROSS	593.00	6	98.83
AMAZON.COM SI4496DE3	589.97	1	589.97
AMZN MKTP US MO0FT0KC0	588.12	1	588.12
MRS WOODYS INC	586.28	1	586.28
8X8 INC 888-898-8733	582.34	2	291.17
A1 ELECTRIC AUTO SERVICE	582.01	2	291.00
AMAZON.COM OG1KX89A3 AMZN	579.67	1	579.67
AMERICAN AIR0012384889055	576.59	1	576.59
ON SITE DECALS	574.00	1	574.00
ED HICKS IMPORTS MERCEDES	571.24	1	571.24
AMERICAN AIR0017488833956	570.79	1	570.79
AMIGO ENERGY	568.35	4	142.09
SOUTHWES 5262143450704	563.96	1	563.96
HC WAREHOUSE/BUCKSTAFF	559.80	3	186.60
DOUBLETREE SUITES ASTN	557.37	1	557.37
AMAZON.COM MS3371N00	553.20	1	553.20
TEXPO DBA YEP & SWPL	553.09	8	69.14
DIAMOND MOWERS INC	552.27	3	184.09
O'REILLY AUTO PARTS 1687	551.65	21	26.27
SQ GALVAN TOWING	550.00	2	275.00
CHARLES HOTEL	547.06	1	547.06
AMERICAN PAYROLL ASSOC	547.00	2	273.50
CC DISPOSAL SERVICE	546.00	7	78.00
HYATT HOUSE AUSTIN/DOW	544.74	1	544.74
PETROLEUM SOLUTIONS INC	542.68	2	271.34
ZACHRY PUBLICATIONS	542.50	3	180.83
HILTON DALLAS ROCKWALL	542.40	1	542.40
SAMSCLUB.COM	540.17	1	540.17
AMAZON.COM ZN8NI06D3	539.98	1	539.98
SOUTHSIDE ANIMAL HOSPITAL	539.50	4	134.88
6750 DOMINOS PIZZA	535.56	8	66.94
MARCO & CO. CATERING	535.12	4	133.78



**Nueces County**  
**Transaction Totals by Vendor YTD**  
**For the 9 months ending 06/28/2020**

Merchant	Amount	Transaction Count	Average Transaction
AB&R	534.47	2	267.24
HOLIDAY INN PLAZA	533.60	2	266.80
STAINLESS STEEL PRODUCTS	532.00	2	266.00
HERSHEY LODGE CON C	524.47	1	524.47
HYATT HILL COUNTRY RESOR	523.84	1	523.84
H-E-B #413	523.31	2	261.66
CRAFCO INC	523.12	3	174.37
AMZN MKTP US FG4F46SC3 AM	517.90	1	517.90
MARKER 37 LLC	517.44	4	129.36
MCCOYS #17	515.63	22	23.44
SHERATON GUNTER SAN ANTN	515.28	1	515.28
THE EMBLEM AUTHORITY	513.00	1	513.00
SAMES FORD SUPERCENTER	511.08	1	511.08
ONLINE RIVER LLC	510.79	2	255.40
AMERICAN FLOOR MATS	509.94	1	509.94
TOTALLY PROMOTIONAL	509.12	1	509.12
TEXAS EXCELLENCE DETAIL	509.00	25	20.36
ESCUE & ASSOCIATES	508.98	1	508.98
SABAL DENTAL ALAMEDA - VT	507.00	3	169.00
CECILIA MAURICIO	506.50	3	168.83
NICHOLS GUNS	506.04	5	101.21
DOLLAR TREE	504.80	14	36.06
SAMSClub #8267	503.78	10	50.38
ADVANCED GEODETIC SURVEYS	500.00	1	500.00
ALAMO CONCRETE PRODUCT	500.00	1	500.00
SQ TAQUITOS MI TIE	500.00	1	500.00
TAMUC ACADEMICS	500.00	3	166.67
TLC COMPLETE CARE	500.00	1	500.00
TODAY'S CLASSROOM	499.70	2	249.85
YOURMEMBER-CAREERS	499.00	1	499.00
PSI	495.74	3	165.25
DOL VETS	495.00	1	495.00
UNITED 0162489230877	494.40	1	494.40
KIMBALL MIDWEST	492.62	2	246.31
SUN DATA SUPPLY. INC	491.85	2	245.92
SHERWIN WILLIAMS 707000	490.76	2	245.38
WRIGHT MATERIALS INC ROBS	489.70	6	81.62
KYOCERA DOCUMENT SOLUTION	487.59	5	97.52
TASER SELF-DEFENSE	479.94	2	239.97
SAFELITE ONLINE PAYMENTS	477.98	1	477.98
MARKER 37 MARINA	476.08	6	79.35
EVIDENT INC	475.58	4	118.90

**Nueces County**  
**Transaction Totals by Vendor YTD**  
**For the 9 months ending 06/28/2020**

Merchant	Amount	Transaction Count	Average Transaction
SQ ROADRUNNER GLAS	475.00	1	475.00
CDW GOVT #WBZ7008	466.89	1	466.89
CDW GOVT #XDF3116	466.89	1	466.89
BESTBUYCOM805651819026	465.46	1	465.46
AMZN MKTP US VR1P91X43	463.42	1	463.42
CITY OF BISHOP UTILITIES	463.32	5	92.66
CRAFCO SAN ANTONIO TX	462.65	3	154.22
BETA TECHNOLOGY INC	462.00	1	462.00
GPOWER	461.96	4	115.49
SCHLOTZSKY'S OLO #1120	460.05	3	153.35
JALISCO PAPER INC.	460.00	1	460.00
INSTITUTE OF TRANSPORTATI	458.00	2	229.00
XOOM ENERGY TEXAS	457.45	4	114.36
4TE ABSOLUTE WASTE SERVIC	457.40	1	457.40
BUILDING SPECIALTIES 411	455.53	1	455.53
CUMMINS INC - DB	455.18	1	455.18
GULF COAST NUT & BOLT SUP	450.67	23	19.59
4TE GEXA ENERGY	450.00	3	150.00
MY BINDING COM	449.68	6	74.95
BIOQUIP PRODUCTS INC	448.60	1	448.60
SYN-TECH SYSTEMS	447.00	1	447.00
QUARtermaster	444.83	1	444.83
DOUBLETREE HOTELS	444.60	2	222.30
ELITE K9 INC 2	444.14	1	444.14
ASTROMATIC CAR WASH ROBST	444.00	3	148.00
NOODLE SOUP	443.00	2	221.50
IXL LEARNING	439.75	2	219.88
BELL FENCE OF CORPUS CHR	438.50	2	219.25
AMZN MKTP US XS66H78I3	437.80	1	437.80
AMZN MKTP US AP24G57H3	437.60	1	437.60
LUBY'S FUDDRUCKERS	432.96	4	108.24
FOUNDATION BLDG 260	430.54	3	143.51
SIG SAUER INC	430.00	1	430.00
VORTECH PHARMACEUTICALS	429.35	1	429.35
CDW GOVT #XSP7965	427.91	1	427.91
IN SALINAS IRRIGATION IN	427.88	1	427.88
DOOR CONTROL SERVICES	427.86	1	427.86
AMAZON.COM MY3EC1MA1 AMZN	425.70	1	425.70
INT'L CODE COUNCIL INC	420.00	1	420.00
ZARSKY LUMBER-CORPUS CHR	419.08	3	139.69
BUSTERS BUTANE	416.34	7	59.48
PAYPAL AUSTINREPTI	415.00	1	415.00

**Nueces County  
Transaction Totals by Vendor YTD  
For the 9 months ending 06/28/2020**

Merchant	Amount	Transaction Count	Average Transaction
AMZN MKTP US HM7NG5DN3	412.55	1	412.55
SOUTHWES 5262166818486	411.96	1	411.96
COLLABORATIVE SUMMER LIBR	410.75	1	410.75
ARC HOUSTON 09	409.78	1	409.78
SMK SURVEYMONKEY.COM	409.34	1	409.34
SOCIETYFORHUMANRESOURCE	408.00	2	204.00
WM SUPERCENTER #464	405.47	11	36.86
JAM PAPER & ENVELOPE	404.94	1	404.94
PBP COMPLIANCE	403.34	1	403.34
PRAXAIR DIST INC 70245	402.74	2	201.37
YO RANCH RESORT	402.28	2	201.14
DOOR SERVICES CORPORATION	402.00	2	201.00
4CHANGE ENERGY CHANGE	401.93	3	133.98
ESC REG 2	400.00	2	200.00
NORTHERN TOOL + EQUIP	399.42	9	44.38
AMAZON.COM HB9W041Z3 AMZN	399.40	1	399.40
BIG O TIRES 43117	395.92	4	98.98
NICHOLS SOUTHSIDE PHAR	395.61	2	197.80
UNITED 0162315052168	393.20	1	393.20
BLUE360 MEDIA LLC	393.10	3	131.03
DEL-AIR CO INC	392.10	1	392.10
BESTBUYCOM806053210584	390.96	3	130.32
AMZN MKTP US MY0CE8CV1 AM	389.67	1	389.67
BESTBUYCOM805690025142	389.67	4	97.42
BESTBUYCOM805714511528	388.44	2	194.22
UNITED 0167429618047	386.00	1	386.00
VOLVO TRUCKS OF TEXAS	384.38	3	128.13
AMZN MKTP US C256C3AN3	380.95	1	380.95
CHEWY.COM	380.08	6	63.35
INF CITY DIRECTORIES	380.00	3	126.67
TEXAS CHAPTER PRIMA PUBLI	380.00	3	126.67
AMZN MKTP US YD8585H63 AM	379.99	1	379.99
AMAZON.COM MY9471CC0	379.95	1	379.95
AMZN MKTP US C19117E53	375.18	1	375.18
SP OUTDOORSOLARSTORE	375.00	1	375.00
RESERVATIONS HILTON GA	372.69	1	372.69
CLARKE MOSQUITO CONTRO	371.30	1	371.30
STREAM ENERGY	371.28	3	123.76
SERVPRO OF CORPUS CHRISTI	369.90	2	184.95
AMZN MKTP US HF1GK6313	369.00	1	369.00
AMAZON.COM MY1P52VM1 AMZN	366.00	1	366.00
AMZN MKTP US IQ50A3KG3 AM	365.60	1	365.60

**Nueces County**  
**Transaction Totals by Vendor YTD**  
**For the 9 months ending 06/28/2020**

Merchant	Amount	Transaction Count	Average Transaction
AMER LIB ASSOC-CAREER	365.00	1	365.00
SEYMOUR DOORS	365.00	1	365.00
MOODY GARDENS HOTEL	363.70	1	363.70
CULLIGAN/ULTRAPURE WAT	363.15	10	36.32
MSFT E0800AU8CB	360.00	1	360.00
AIR AND FILTERS	359.12	3	119.71
AMZN MKTP US 5E1EC0PX3	357.73	1	357.73
HOBBY-LOBBY #0116	354.58	4	88.64
NUECES POWER EQUIPMENT	353.43	4	88.36
ACTION TARGETS	352.50	1	352.50
HOTEL RESERVATIONS.COM	350.40	1	350.40
AUTO MECHANIC SERVICE PLU	350.00	1	350.00
SANDBAKERY	350.00	1	350.00
TEX DEPT LICEN N REG	350.00	2	175.00
AMAZON.COM MC44D8KM1 AMZN	349.05	1	349.05
KEGCO INC	346.39	4	86.60
INTERCONTINENTAL AUSTIN	345.48	1	345.48
IN ARTISTIC BRONZE INC.	345.00	1	345.00
BURNER COMBUSTION SYSTEM	344.00	1	344.00
AMAZON.COM U06WN3KR3 AMZN	342.33	1	342.33
AMZN MKTP US Z19QI2AK3	341.59	1	341.59
XOOM ENERGY	341.58	2	170.79
IN LAMAR PLUMBING INC	340.67	1	340.67
AFTER HOURS AUTO GLASS	340.00	2	170.00
INTERNATIONAL ELECTRONICS	339.95	12	28.33
HILTON GARDEN INN ARDMORE	339.59	1	339.59
TEXAS COMPUTER EDUCATION	339.00	1	339.00
HOLIDAY INN EXPRESS CLOV	338.16	2	169.08
BUILDASIGN.COM	336.17	1	336.17
MSFT E0800ANA42	336.00	1	336.00
CDW GOVT #WBN0352	334.38	1	334.38
CDW GOVT #WDB6052	334.38	1	334.38
CDW GOVT #WDL0782	334.38	1	334.38
AMZN MKTP US 074JI45L3	334.35	1	334.35
AMAZON.COM MY7DP8M40 AMZN	332.54	1	332.54
CDW GOVT #VRV2193	332.49	1	332.49
CDW GOVT #WWC5572	331.85	1	331.85
MEMORIAL PARK	330.00	1	330.00
SQ AUTO WORKS UNLI	330.00	3	110.00
AMAZON.COM EE86M7GS3 AMZN	329.99	1	329.99
AMZN MKTP US JZ4K66XS3	329.97	1	329.97
SERVICE HYDRAULICS LLC	329.71	4	82.43

**Nueces County**  
**Transaction Totals by Vendor YTD**  
**For the 9 months ending 06/28/2020**

Merchant	Amount	Transaction Count	Average Transaction
SAFELITE AUTOGLASS	327.97	1	327.97
AUSTIN EMBASSY SUITES	326.24	2	163.12
O'REILLY AUTO PARTS 1441	324.63	7	46.38
4ALLPROMOS	323.55	1	323.55
AMAZON.COM M78PY4PF1	322.42	1	322.42
O'REILLY AUTO PARTS 445	322.25	5	64.45
AMZN MKTP US WF33U11M3	321.99	1	321.99
AMAZON.COM MO8WG1241	321.86	1	321.86
LOWES #01763	320.68	2	160.34
SQ BURKHOLDER ELECTRIC	320.00	1	320.00
HOMWOOD SUITES DC	319.56	1	319.56
H-E-B #022	317.97	5	63.59
SEASIDE MEMORIAL PARK	317.50	1	317.50
AMZN MKTP US 0J21F69U3	317.06	1	317.06
DOGGETT HM SERVICES	316.11	1	316.11
CDW GOVT #WTW3686	316.05	1	316.05
IN LER SERVICE AND SUPPL	315.30	1	315.30
LIND ELECTRONICS	314.08	3	104.69
TEXAS GUN SHOP INC	311.76	1	311.76
THE SHARP SHOOTER	311.45	9	34.61
ASCE PURCHASING	311.00	1	311.00
AMERICAN AIR0017477974012	310.00	1	310.00
PAYPAL TWINS MEDIA	310.00	1	310.00
PINNACLE PROPANE #116	310.00	2	155.00
VETERAN ENERGY LLC	309.33	3	103.11
BTS SAFELITE	307.97	1	307.97
SHILO INN KILLEEN LLC	307.05	3	102.35
AMAZON.COM MY1A46EG0 AMZN	306.96	1	306.96
AMZN MKTP US MO6CN65T0	306.72	1	306.72
FASCLAMPITT CC	305.63	4	76.41
BLOSSOM SHOP FLORIST	305.02	2	152.51
AMERICAN STEEL & SUPPLY	305.00	1	305.00
DEALERS ELECTRICAL #40	303.46	1	303.46
TOWNEPLACE SUITES BY M	302.06	2	151.03
HOLIDAY INN EXPRESS STON	301.93	2	150.96
PACKTRACK	300.00	3	100.00
PAYPAL GTAUTOMATIC	300.00	2	150.00
AMAZON.COM BF7MC5863	299.98	1	299.98
BATTERYDEALSUS	299.70	1	299.70
LA QUINTA INN & SUITES	297.13	2	148.56
WYNDHAM AUSTIN & WOODW	296.36	1	296.36
AMZN MKTP US 9A20C6XG3	296.24	1	296.24

**Nueces County**  
**Transaction Totals by Vendor YTD**  
**For the 9 months ending 06/28/2020**

Merchant	Amount	Transaction Count	Average Transaction
TURNERS LANDSCAPE INC	295.79	2	147.90
PRINTING DYNAMICS	295.02	2	147.51
EVINS GLASS SERVICE	294.95	1	294.95
WOODS & POOLE ECONOMICS	292.50	1	292.50
HORIZON DIST - H263	291.98	2	145.99
AUTO EQUIPMENT SERVICE LL	291.11	1	291.11
LIBRARY SALES INC	288.29	1	288.29
MODERN PAWN JEWELRY	288.00	1	288.00
AMZN MKTP US YW7AS7AL3	287.97	1	287.97
ZOOM.US 888-799-9666	287.70	3	95.90
CDW GOVT #XRP8125	284.05	1	284.05
FIRST BOOK	282.50	1	282.50
BARNES & NOBLE #2818	281.90	4	70.48
IN COSTUME SPECIALISTS I	280.00	2	140.00
PAYPAL PETRO CLASS	280.00	2	140.00
AMZN MKTP US MC8MQ18V2	279.96	1	279.96
BESTBUYCOM806195158820	279.29	1	279.29
AMZN MKTP US 5D0X625R3	278.09	1	278.09
HEBERT IRRIGATION	277.50	1	277.50
COASTAL BEND SOCIETY FOR	275.00	4	68.75
HOLIDAY INN EXPRESS HARL	274.26	1	274.26
MINIT MAN - 2	272.61	2	136.30
CHANGE COMPANIES THE	271.44	1	271.44
AMZN MKTP US CL5CV00K3	270.62	1	270.62
AMZN MKTP US MS2Y96K53	270.60	1	270.60
HILTON HOUSTON PLAZA	269.46	1	269.46
RR DONNELLEY	269.26	2	134.63
NIKOS STEAK HOUSE	269.22	2	134.61
SOUTHWES 5262170648692	268.48	1	268.48
UNITED 0167511614753	264.20	1	264.20
LEXITAS	264.00	1	264.00
NOTARY PUBLIC	264.00	2	132.00
LOVETT DENTAL #9	261.00	4	65.25
AMZN MKTP US G04AC2R63	260.91	1	260.91
NOTARYHNB-800.422.1555	260.90	2	130.45
AMZN MKTP US OF1PD3HN3	260.19	1	260.19
AMZN MKTP US NS1LB6CA3	260.00	1	260.00
SECURETECH	260.00	1	260.00
NORTH PADRE HARDWARE	257.95	7	36.85
HOLIDAY INN EXPRESS HOTE	257.64	2	128.82
AED SUPERSTORE	255.00	1	255.00
SQ COASTAL BEND WO	255.00	2	127.50

**Nueces County**  
**Transaction Totals by Vendor YTD**  
**For the 9 months ending 06/28/2020**

Merchant	Amount	Transaction Count	Average Transaction
AMZN MKTP US 6F6GE9JR3 AM	254.37	1	254.37
SOUTHWES 5262181409028	253.98	1	253.98
JEAN'S RESTAURANT SUPPLY	253.19	1	253.19
ENT ASSOC CORPUS CHRIST	252.50	1	252.50
AMZN MKTP US Q43NW3PB3	250.84	1	250.84
SCHOOLSIN	250.65	1	250.65
1000BULBS.COM	250.53	1	250.53
ECHELON HTS INC	250.00	1	250.00
SIGN SOLUTIONS	250.00	1	250.00
AMAZON.COM H43BP9RE3	248.98	1	248.98
BESTBUYCOM805685416599	245.96	2	122.98
WM SUPERCENTER #5898	245.72	2	122.86
CKE ROD N ROLL S T 324	244.98	2	122.49
AMZN MKTP US QU5E636V3	244.35	1	244.35
QUIK PRINT	243.00	2	121.50
AMZN MKTP US BH0EG3VQ3	242.26	1	242.26
SABAL DENTAL WEBER - VT	241.00	1	241.00
AMAZON.COM YW72T4WH3	240.00	1	240.00
KAHOOT! AS	240.00	1	240.00
STATE BAR TX - MCLE-W	239.32	2	119.66
SOUTHWES 5268785978090	238.98	1	238.98
MINIT MAN - 3	238.94	3	79.65
AMAZON.COM MM51B5YH3	238.87	1	238.87
HOMES TO SUITES BY HILTON	236.90	2	118.45
AMAZON.COM MY91O3OR1	235.52	1	235.52
DNH GODADDY.COM	234.90	2	117.45
ID WHOLESALER	231.98	1	231.98
PAYPAL JIMSPARTSPL	231.71	3	77.24
5TH CIRCUIT CT/APP PAYGOV	231.00	1	231.00
SOUTHWESTERN PETROLEUM CO	230.56	1	230.56
BLUE 360 MEDIA	230.01	1	230.01
STAMP CONNECTION	229.70	5	45.94
UNITED 0162499343389	229.20	1	229.20
GULF COAST MARINE INC.	228.89	1	228.89
SUTHERLANDS 3210	228.02	4	57.00
WINGSTOP 312	227.96	1	227.96
NORTHWEST TIRE & AUTO SER	226.28	2	113.14
BEST WESTERN	225.98	2	112.99
WWW.TXPPA.ORG	225.00	3	75.00
AMZN MKTP US VP2SO3C73	224.94	1	224.94
AMAZON.COM MS5JO9312 AMZN	224.90	1	224.90
AMZN MKTP US M72CR9TT0	222.43	1	222.43

**Nueces County**  
**Transaction Totals by Vendor YTD**  
**For the 9 months ending 06/28/2020**

Merchant	Amount	Transaction Count	Average Transaction
AMZN MKTP US MC62Q5701	219.95	1	219.95
LAWSON PRODUCTS	219.66	2	109.83
SOUTHWES 5262170648642	217.98	1	217.98
DOLLARTREE	217.83	5	43.57
PIZZA HUT #23651	217.00	1	217.00
COTTONWOOD SOFTWARE	215.00	3	71.67
PEAVEY CORP.	215.00	1	215.00
HARBOR FREIGHT TOOLS 680	213.96	2	106.98
WM SUPERCENTER #546	213.83	1	213.83
INDEED	213.20	2	106.60
SQ ROYCE ROLLS RINGER CO	212.11	1	212.11
CTS FRONTIER ONLINEPAY	211.84	2	105.92
WAL-MART #5460	211.68	2	105.84
BESTBUYCOM805703219749	211.06	3	70.35
AMERICAN FILTRATION	210.35	2	105.18
IN SUPERGLASS WINDSHIELD	210.00	7	30.00
PREMIER CHEMICAL	210.00	1	210.00
EMERGENCY PET CLINIC CORP	209.33	1	209.33
MINIT MAN - 1	208.90	2	104.45
PRICELN WYNDHAM GARDEN	208.86	1	208.86
BRYAN FAIRFIELD INN	206.04	1	206.04
BESTBUYCOM805700945757	205.63	2	102.82
ACFE	205.00	1	205.00
ASFPM MADISON WI	205.00	1	205.00
PAYPAL AUSTINPETA	204.99	1	204.99
ROADSIDE INC	204.95	1	204.95
AMZN MKTP US M70FH1BC2	204.64	1	204.64
CONCENTRA	204.00	2	102.00
IN FINANCIAL CONTROL SYS	202.50	2	101.25
BEST WESTERN POST INN	201.12	2	100.56
SLEEP INN & SUITES WIL	201.00	2	100.50
HAMMONS EDUCATION LEADERS	200.00	1	200.00
LANMON AERIAL	200.00	1	200.00
BESTBUYCOM805705283030	199.96	1	199.96
AMZN MKTP US IY7HB2T13	199.92	1	199.92
TITAN SUPPORT SYSTEMS I	199.80	1	199.80
BUSTERS PROPANE	199.61	5	39.92
AMZN MKTP US KO6GN1263	199.18	1	199.18
CPS HUMAN RESOURCE SERVIC	199.00	1	199.00
AMAZON.COM CL9ZP26Y3	195.70	1	195.70
AMZN MKTP US MC0M29600	195.00	1	195.00
ADOBE ACROPRO SUBS	194.72	1	194.72



**Nueces County**  
**Transaction Totals by Vendor YTD**  
**For the 9 months ending 06/28/2020**

Merchant	Amount	Transaction Count	Average Transaction
AMZN MKTP US 788T12GV3 AM	194.67	1	194.67
AMER ASSOC NOTARIES	193.80	4	48.45
A AND C FIRE EQUIPMENT CO	192.45	1	192.45
SOUTHWES 5262134320963	192.16	1	192.16
SOUTHWES 5262134320964	192.16	1	192.16
SOUTHWES 5262134320965	192.16	1	192.16
SOUTHWES 5262134320966	192.16	1	192.16
SOUTHWES 5268785978088	192.16	1	192.16
HOLIDAY INN EXPRESS PALE	192.10	2	96.05
AMZN MKTP US 505I24YS3	192.00	1	192.00
LABELS ETC INC	191.93	1	191.93
DOCUGRAPHIX PLUS	191.70	2	95.85
TIFCO INDUSTRIES INC	191.06	1	191.06
BEST WESTERN PLUS	190.90	2	95.45
STITCH IT CUSTOM EMBROIDE	190.00	1	190.00
NAYLOR'S FARM & RANCH SUP	189.90	1	189.90
SPOK INC	187.83	1	187.83
ECONOMICCLU	187.50	2	93.75
AMZN MKTP US 3345H4QG3	187.05	1	187.05
AMERI-FLOORS	186.24	1	186.24
USPS PO 4876650380	185.30	9	20.59
DEL MAR COLLEGE CASHIERS	185.00	3	61.67
SALTWATER GRILL	185.00	1	185.00
BESTBUYCOM805694110270	182.99	1	182.99
PAYPAL OPENDOORLLC	182.95	1	182.95
AMAZON.COM TW3I35873	181.66	1	181.66
SILLWORKS LTD	180.90	1	180.90
AMZN MKTP US 8B3KM09C3	180.29	1	180.29
IN ALAMO VALLEY GEOSYSTE	180.00	1	180.00
INDUSTRIAL FABRICATORS OF	180.00	1	180.00
KINGSVILLE PUBLISHING CO	180.00	1	180.00
AMZN MKTP US ER4EW2I13	179.98	1	179.98
AMZN MKTP US MS2KR8NF0	179.94	1	179.94
MASTERWORD	179.10	2	89.55
LA QUINTA INN AND SUITE	178.00	13	13.69
ED HICKS IMPORTS LTD	177.98	1	177.98
AOC AUTO PARTS	175.49	5	35.10
G & L DETAIL CO.	175.00	1	175.00
SQ ROADRUNNER GLASS INC.	175.00	1	175.00
STREETCOP	175.00	1	175.00
TAGITM	175.00	3	58.33
TAMUCC CAREER SERVICES	175.00	1	175.00

**Nueces County**  
**Transaction Totals by Vendor YTD**  
**For the 9 months ending 06/28/2020**

Merchant	Amount	Transaction Count	Average Transaction
AMZN MKTP US IE4DE49E3	172.89	1	172.89
AMZN MKTP US M76DT8WV1	172.78	1	172.78
SOUTHWES 5268785978086	172.28	1	172.28
SOUTHWES 5268785978087	172.28	1	172.28
AMZN MKTP US K32GJ3F63	171.86	1	171.86
AMZN MKTP US M73HD02H0	171.31	1	171.31
AMZN MKTP US MC41K8S22	170.76	1	170.76
AMZN MKTP US MO8271340	170.11	1	170.11
AMZN MKTP US NF6YF4TO3	169.99	1	169.99
SECURITYMETRICS INC.	169.98	1	169.98
CDW GOVT #WGQ3381	169.95	1	169.95
CITY OF AGUA DULCE	169.83	2	84.92
LONGHORN STEAK 0125454	167.01	1	167.01
TAMUCC NSCS MP	165.75	1	165.75
NXKEM USA LLC	165.49	1	165.49
FIRESTONE678775	164.99	1	164.99
ATLAS PHONES.COM	164.88	1	164.88
AMAZON.COM CX6423YK3	164.66	1	164.66
PAYPAL ACCESSPUBCO	163.85	1	163.85
FEDEX 779950017225	162.34	1	162.34
K & N COMPANY	162.15	1	162.15
H-E-B #069	161.67	3	53.89
WWW.SAFEWAYCLASSES.COM	159.98	2	79.99
BESTBUYCOM805716837720	159.96	1	159.96
AMZN MKTP US R16S36003	159.92	1	159.92
SOUTHWES 5262134320960	159.28	1	159.28
SOUTHWES 5262134320961	159.28	1	159.28
SOUTHWES 5262134320962	159.28	1	159.28
SOUTHWES 5268785978085	159.28	1	159.28
AMZN MKTP US WW49L4YT3 AM	159.00	1	159.00
NASW ONLINE	158.00	1	158.00
W WHITE AIR CONDITIONING	158.00	2	79.00
CDW GOVT #0170-5211	157.12	1	157.12
CDW GOVT #XDQ7992	157.12	1	157.12
POS SUPPLY SOLUTIONS	156.70	1	156.70
BLUE STREAK FABRICATION	156.00	1	156.00
GULF COAST PAPER COM	156.00	1	156.00
CEECO	155.22	1	155.22
AUTOZONE #4215	154.44	3	51.48
HOWARD S BAR B QUE	153.84	2	76.92
CDW GOVT #XPR0982	152.15	1	152.15
PUEBLO TIRES LTD KINGSVIL	152.01	1	152.01

**Nueces County**  
**Transaction Totals by Vendor YTD**  
**For the 9 months ending 06/28/2020**

Merchant	Amount	Transaction Count	Average Transaction
AMZN MKTP US M73WC7KD2	151.52	1	151.52
AMZN MKTP US MY4HI60K0	151.50	1	151.50
LA QUINTA INNS 0907	150.93	1	150.93
ALICE ECHO NEWS JOURNAL	150.00	1	150.00
ENSYSTEX II	150.00	1	150.00
SQ ARTURO GARCIA B	150.00	1	150.00
V247 POWER CORPORATION	150.00	1	150.00
AMZN MKTP US ZU0MC3D63	149.26	1	149.26
TEXAS TYPE	149.00	1	149.00
AUTOZONE 4216	148.45	8	18.56
UNITEDSCOPE	147.28	2	73.64
TXTAG 888 468 9824	145.93	7	20.85
AMZN MKTP US QP6185TO3	145.73	1	145.73
TAMPERPROOF SCREW CO.INC	145.66	1	145.66
SQ AFTER HOURS AUTO GLAS	145.00	1	145.00
TDLR BOILER INVOICE	143.66	2	71.83
AMZN MKTP US SI20R6593	143.35	1	143.35
VALLEN DISTRIBUTION #QI	142.94	1	142.94
NENA	142.00	1	142.00
HOME2 SUITES	140.30	1	140.30
AMZN MKTP US MC0VQ8HL2	140.00	1	140.00
GRIMALDI'S PIZZA #03354	139.64	1	139.64
AMZN MKTP US 736KL9233	137.51	1	137.51
AMZN MKTP US U22OK8U23	136.25	1	136.25
CDW GOVT #XXF7984	135.96	1	135.96
OSI CONSTRUCTIONGEAR	135.54	1	135.54
AMZN MKTP US UH4CQ1OZ3	135.17	1	135.17
PAYPAL WONDERIDEA	135.00	9	15.00
TEXAS COUNCIL ON FAMILY V	135.00	2	67.50
TEXAS FLAME STEAKHOUSE-	135.00	1	135.00
AMZN MKTP US MS0DW5V40	134.91	1	134.91
AMAZON.COM Q271S5UD3 AMZN	133.86	1	133.86
H-E-B #139	133.39	1	133.39
PAYPAL FANZOFSPORT	133.07	2	66.54
AMZN MKTP US 7H5AA3TL3	133.00	1	133.00
AMZN MKTP US AD15S7EL3	133.00	1	133.00
AMZN MKTP US EI4D50BI3	133.00	1	133.00
AMAZON.COM 8B4VU3BB3	132.68	1	132.68
AMZN MKTP US O94R37TO3	132.00	1	132.00
SQ TORRES GARAGE	132.00	5	26.40
AMZN MKTP US MC4GG46R1	131.94	1	131.94
TAQUERIA JALISCO 18	131.42	1	131.42

**Nueces County**  
**Transaction Totals by Vendor YTD**  
**For the 9 months ending 06/28/2020**

Merchant	Amount	Transaction Count	Average Transaction
VALLEY PUMPS INC.	130.31	1	130.31
AGEX PESTICIDE APP	130.00	1	130.00
SQ ABSOLUTE WRECKER & ST	130.00	2	65.00
AMZN MKTP US Z38KN9AZ3	129.96	1	129.96
H-E-B ONLINE	129.59	1	129.59
AMZN MKTP US PZ9L79M93 AM	129.00	1	129.00
SOUTH TEXAS STEEL SERVICE	128.51	2	64.26
EXPEDIA 7495507083268	127.68	1	127.68
HOMEWOOD SUITES AIRPORT	126.60	1	126.60
MICROTEL INN AND SUITES	125.94	1	125.94
AMZN MKTP US YP2R83TW3	125.55	1	125.55
IN VISCERAL ILLUMINATION	125.00	1	125.00
AMAZON.COM AT4480RL3 AMZN	124.30	1	124.30
AMAZON.COM JG9XU2C33	123.69	1	123.69
AMZN MKTP US C14PW52Z3	122.97	1	122.97
AMAZON.COM 448BU8MQ3 AMZN	122.64	1	122.64
PREMIER SMILES IKENNA	122.00	1	122.00
SIRCHIE FINGER PRINT LABO	121.70	2	60.85
FEDEX 61691292	121.14	1	121.14
AMAZON.COM OJ69532N3	121.00	1	121.00
NET32 DISCOUNT DISPOS	120.01	1	120.01
AMERICAN SHORE & BEAC	120.00	1	120.00
BLACKIES WELDING WORKS IN	120.00	1	120.00
DATA SEARCH MEDICAL	120.00	1	120.00
IN EXPRESS TECH	120.00	1	120.00
SQ GWS BUSINESS	120.00	1	120.00
AMZN MKTP US 2R9W36MU3 AM	119.99	1	119.99
AMZN MKTP US SL8YA3LK3	119.99	1	119.99
JOHNSTONE SUPPLY OF C C	119.50	1	119.50
QUALITY INN	119.30	4	29.82
BED BATH & BEYOND #502	119.12	2	59.56
AMAZON PRIME MH5W63VZ3	119.00	1	119.00
SHINE ON CAR WASH	119.00	7	17.00
EXPRESS ENERGY	118.87	1	118.87
FASTSIGNS	118.08	1	118.08
EXXONMOBIL 48099196	116.00	2	58.00
CCI HOTEL RESERVATION	115.83	1	115.83
REVERSAL-CCI HOTEL RESERV	115.83	1	115.83
POWER OF TEXAS	115.27	1	115.27
BESTBUYCOM805715859423	114.99	1	114.99
AMAZON.COM 213UL3SD3 AMZN	114.96	1	114.96
AMZN MKTP US EL0C827G3	114.95	1	114.95

**Nueces County  
Transaction Totals by Vendor YTD  
For the 9 months ending 06/28/2020**

Merchant	Amount	Transaction Count	Average Transaction
EXPRESS CARE AUTO CENTER	114.90	1	114.90
CHAMPION ENERGY SERVICES	114.83	1	114.83
AMZN MKTP US JF0XD1O13	114.28	1	114.28
MARDEL #34	114.14	5	22.83
COLOR SOURCE	113.00	1	113.00
ZEP SALES AND SERVICE	112.99	1	112.99
TLF BLOSSOM SHOP FLORIST	112.95	1	112.95
SPRINGHILL SUITES	111.87	1	111.87
FAIRFIELD INN & SUITES	110.40	3	36.80
AMZN MKTP US A16Q57G83	110.37	1	110.37
INFUSE ENERGY LLC	110.34	1	110.34
GRAPPLERS- INC	110.02	1	110.02
FAMILY COUNSELING SERVICE	110.00	1	110.00
SQ CORPUS CHRISTI	110.00	1	110.00
BESTBUYCOM805654797446	109.98	1	109.98
WM SUPERCENTER #442	109.00	1	109.00
HOLIDAY INN EXPRESS HUNT	108.98	1	108.98
STARTECHTEL.COM INC	108.95	1	108.95
ISLA GRAND BEACH RESORT	108.82	1	108.82
HOMEWOOD SUITES VICTORIA	108.48	1	108.48
ROBERT BROOKE & ASSOCIATE	108.33	2	54.16
WALGREENS #15931	108.23	1	108.23
AMAZON.COM MQ02Q2RH3 AMZN	107.88	1	107.88
RESIDENCE INN COLLEGE	107.56	1	107.56
RAMADA	106.22	3	35.41
FEDEX 517931897	105.87	1	105.87
AMZN MKTP US ZH31Y3QC3	103.67	1	103.67
SQ D-9 ALPHA ZETA	102.80	1	102.80
HAMPTON INN BROWNWOOD	102.72	1	102.72
O'REILLY AUTO PARTS 712	102.54	2	51.27
NUECES WATER SUPPLY CORPO	101.91	2	50.96
CDW GOVT #XNK1839	101.86	1	101.86
AMAZON.COM MO2PS8BW1 AMZN	101.82	1	101.82
IN CIRCLE T VETERINARY S	100.60	1	100.60
SQ STICKER STORE G	100.00	1	100.00
TEXAS FLOODPLAIN MANAGEME	100.00	1	100.00
TEXAS STATE DIRECTORY PRE	100.00	1	100.00
THC VIRTUAL AUSTIN	100.00	1	100.00
WALMART EGIFT CARD	100.00	1	100.00
NUECES CO TX - GOV PAY FE	99.97	32	3.12
THE ROCKPORT PILOT	99.75	1	99.75
ACADEMY ONLINE COURSES	99.00	1	99.00

**Nueces County**  
**Transaction Totals by Vendor YTD**  
**For the 9 months ending 06/28/2020**

Merchant	Amount	Transaction Count	Average Transaction
GREATLAND CORPORATION	99.00	2	49.50
AMZN MKTP US IF4DI7TI3	98.37	1	98.37
SUBWAY 00126961	97.99	1	97.99
IN ID CARD CONSULTANTS	97.95	1	97.95
AMZN MKTP US M73LJ1B72	97.65	1	97.65
MILLERS BAR B-Q WEBER	97.51	1	97.51
APPLE.COM/BILL	97.38	2	48.69
AMZN MKTP US KV8F614H3	97.07	1	97.07
AMER ASSOC NOTARIESWE	96.90	1	96.90
AMZN MKTP US MY0B60KW0	96.31	1	96.31
RUBEN'S FLEET SERVICE	96.00	9	10.67
VALLEY SOLVENTS & CHEMIC	96.00	1	96.00
AMZN MKTP US TS3HY4TC3	95.92	1	95.92
AT&T T41A 8153	94.18	1	94.18
HAMPTON INN VICTORIA	93.52	3	31.17
EIG WHOIS.COM	93.44	1	93.44
AMAZON.COM K436O3743 AMZN	92.78	1	92.78
AMZN MKTP US MR21F6GX3	91.98	1	91.98
THEPARKINGSPOT-238RC	91.79	1	91.79
AMZN MKTP US MS0RZ4N41	91.39	1	91.39
PAW TEXAS MOSQUITO CONTRO	90.00	3	30.00
AMZN MKTP US QC0VF2KY3	89.98	1	89.98
MINIT MAN - 5	89.96	4	22.49
ROCKPORT AUTO CLINIC	89.91	1	89.91
AMZN MKTP US B71EA79T3	89.63	1	89.63
AMAZON.COM IE22876L3 AMZN	89.24	1	89.24
JASONS DELI #617	89.01	1	89.01
CITY OF CC AIRPORT	89.00	6	14.83
SALLY BEAUTY #2066	88.97	5	17.79
AMZN MKTP US AY3Q94NS3	88.75	1	88.75
PAYPAL MIKE DAVIS	88.20	1	88.20
MOORE SUPPLY COMPANY	88.01	1	88.01
BEST WESTERN SWEETWATER	88.00	2	44.00
TROPHYLAND	87.20	1	87.20
WM SUPERCENTER #5460	87.00	1	87.00
TRIEAGLE ENERGY LP	86.92	1	86.92
AMZN MKTP US WF35B64W3	86.88	1	86.88
STAPLES TIRE & AUTOMOTIVE	86.70	2	43.35
BESTBUYCOM806098528169	86.59	1	86.59
AMAZON.COM NP3O10CR3	86.31	1	86.31
AMAZON.COM M06QP14X3	86.09	1	86.09
AMZN MKTP US XX11B2EY3	85.96	1	85.96

**Nueces County**  
**Transaction Totals by Vendor YTD**  
**For the 9 months ending 06/28/2020**

Merchant	Amount	Transaction Count	Average Transaction
FEDEX 92937573	85.62	1	85.62
FLANAGAN'S MUFFLER SHOP	85.00	1	85.00
AMZN MKTP US LD0E666S3	84.99	1	84.99
AMZN MKTP US NZ2766503	84.97	1	84.97
PARTY CITY 814	84.93	1	84.93
DISNEYPLUS	84.36	6	14.06
AP GAS & ELECTRIC TX	83.98	1	83.98
AMZN MKTP US F44CI6KM3	83.40	1	83.40
H-E-B #270	82.74	2	41.37
MIDAS AUTO CENTER	82.24	2	41.12
AMZN MKTP US 8L61R9WO3	82.20	1	82.20
AMZN MKTP US FP88Z3XO3	81.88	1	81.88
FEDEX 393919004883	81.53	1	81.53
KIKOS MEXICAN FOOD	81.17	1	81.17
AMAZON.COM OZ9L43F33 AMZN	81.05	1	81.05
FEDEX 393686597416	80.46	1	80.46
AGENT FEE 8900789366751	80.00	1	80.00
AGENT FEE 8900796035368	80.00	1	80.00
IDRIVE.COM	79.60	1	79.60
UBER TRIP	78.81	2	39.40
ARANSAS PASS PROGRESS & I	78.75	1	78.75
SHELL OIL 10003382008	77.62	2	38.81
AMZN MKTP US M776V1NA2	77.28	1	77.28
MICHAELS STORES 1681	76.94	3	25.65
GARDEN CORNER OF BLUNTZER	76.80	1	76.80
IN CLEC DISTRIBUTION	75.31	1	75.31
COURTS/USDC-TX-PAY	75.00	3	25.00
TSBPA IND LIC RENEW	75.00	1	75.00
AMZN MKTP US GD2ZA2ET3 AM	74.92	1	74.92
AMAZON.COM M76TU3XU2	74.69	1	74.69
CDW GOVT #VVZ6774	74.08	1	74.08
DOMINO'S 6750	73.56	1	73.56
AMZN MKTP US NO1IP5793	73.14	1	73.14
AMAZON.COM 8V19M97B3 AMZN	72.73	1	72.73
AMAZON.COM 3B7GA87O3	72.65	1	72.65
COOPER EQUIPMENT COMPANY	72.19	1	72.19
AMZN MKTP US Y514D74J3	71.92	1	71.92
AMZN MKTP US 7W3418T33	71.64	1	71.64
DICK'SSPORTINGGOODS.COM	71.42	1	71.42
AMZN MKTP US QC97E76S3	71.40	1	71.40
MUELLER INC	70.80	1	70.80
FASTSIGNS 11901 I	70.52	1	70.52

**Nueces County**  
**Transaction Totals by Vendor YTD**  
**For the 9 months ending 06/28/2020**

Merchant	Amount	Transaction Count	Average Transaction
BUC-EE'S #22	70.30	2	35.15
MODERN PHARMACY	70.12	1	70.12
TCDLA	70.00	2	35.00
AMZN MKTP US MC8P079D0	69.99	1	69.99
AMZN MKTP US MG84V1EN1	69.99	1	69.99
TEJAS VETERINARY CLINIC	69.78	1	69.78
FEDEX 323072241	69.53	1	69.53
REVERSAL-FEDEX 323072241	69.53	1	69.53
FAR BEYOND TINT AND ALARM	69.00	1	69.00
AMZN MKTP US 3459L9MQ3	68.68	1	68.68
THE UPS STORE #6986	68.42	2	34.21
AMAZON.COM MR6UA9M63 AMZN	67.39	1	67.39
TPG CITYOFDRISCOLLUTILITI	66.76	1	66.76
CORNER STORE 0432	66.66	3	22.22
FIRESTONE7919	66.50	1	66.50
AMZN MKTP US MQ88P1UQ0	65.85	1	65.85
CORPUS CHRISTI GASKET F	65.00	1	65.00
CC CALLER-TIMES	64.95	11	5.90
BESTBUYCOM805646069231	64.94	1	64.94
EXXONMOBIL 99020240	64.00	1	64.00
NETFLIX.COM	63.96	4	15.99
STUNTCAMS LLC	63.82	1	63.82
AMZN MKTP US MY18V4A80	63.49	1	63.49
BATTERIES+BULBS #0461	62.01	2	31.00
SHELL OIL 57545310500	62.00	6	10.33
TEXAS STATE AQUARIUM	62.00	1	62.00
AMAZON.COM UQ2SN8QL3 AMZN	60.98	1	60.98
LA MICHOACANA BAKERY INC	60.80	2	30.40
OFFICE DEPOT #1079	60.61	1	60.61
STAGEDROPCOM	60.38	1	60.38
AMZN MKTP US A60AS75G3 AM	59.95	1	59.95
AMZN MKTP US VF6AJ4MG3	59.19	1	59.19
TEXACO 0373592	59.00	1	59.00
AUTOZONE #1344	58.69	3	19.56
AMAZON.COM PV5U220Z3 AMZN	58.50	1	58.50
AMZN MKTP US 0H8J16J03	57.99	1	57.99
AMZN MKTP US MO3IE95K0	57.71	1	57.71
AMZN MKTP US TE2SK1HH3	57.58	1	57.58
FAMILY DOLLAR #5748	57.50	2	28.75
VISTAPR VISTAPRINT.COM	57.46	1	57.46
DSHS REGULATORY PROG	57.00	1	57.00
SHI SMARTPRACT#1875365	57.00	1	57.00



**Nueces County**  
**Transaction Totals by Vendor YTD**  
**For the 9 months ending 06/28/2020**

Merchant	Amount	Transaction Count	Average Transaction
PAYPAL STICKERTIGE	56.94	1	56.94
AT HOME STORE #88	56.24	1	56.24
EXXONMOBIL 48199830	56.00	1	56.00
PAUL YORK BODY SHOP LLC	56.00	1	56.00
STRIPES 0101508000	56.00	1	56.00
AMZN MKTP US CA1FZ3793	55.80	1	55.80
NEWARK US 00000075	55.19	1	55.19
SQ VIRGIL CONDE FARRIER	55.00	1	55.00
TARGET 00015420	55.00	1	55.00
AMZN MKTP US MM02H5KV3	54.21	1	54.21
OMNI CORPUS CHRISTI	54.12	1	54.12
AMAZON.COM 1K7EF0A63 AMZN	54.00	1	54.00
AMAZON.COM 9Y84032S3	54.00	1	54.00
LUNARPAGES-HOSTPAPA IN	53.70	1	53.70
MCCOYS #109	53.69	1	53.69
AMZN MKTP US JJ3AF2S73	53.22	1	53.22
LOVE S TRAVEL 00006726	52.01	1	52.01
BOOTS N BRITCHES	51.95	1	51.95
AMZN MKTP US UE8423PC3	51.69	1	51.69
AMAZON.COM MY0QX6UB0 AMZN	51.57	1	51.57
TMOBILE LAW RELATION	51.00	1	51.00
B AND JS PIZZA STAPLES	50.52	1	50.52
AMAZON.COM 8A6YZ1O33	50.36	1	50.36
AMZN MKTP US OM0M125G3	50.25	1	50.25
FEDERAL IRON AND METAL IN	50.16	2	25.08
CEFCO 55	50.01	1	50.01
AGRS AGRILIFE RES-MKT	50.00	1	50.00
MIDSTATE ENVIRONMENTAL	50.00	1	50.00
SQ SOUTH TEXAS JUSTICES	50.00	1	50.00
WALGREENS #3639	50.00	1	50.00
AMZN MKTP US CG6II7FT3	49.98	1	49.98
ORECK VACUUMS OF CORPUS	49.90	1	49.90
HOBBY-LOBBY #0066	49.03	3	16.34
DISCOUNT AUTO PARTS	48.98	1	48.98
SOUTHWES 5262181409057	48.98	1	48.98
SOUTHWES 5268785978091	48.98	1	48.98
AMAZON.COM US3RM5TJ3 AMZN	48.78	1	48.78
SUNOCO 0553014200	48.77	2	24.38
AMZN MKTP US WR92T55X3	48.70	1	48.70
BESTBUYCOM805689543077	48.70	1	48.70
FEDEX 516084193	48.42	1	48.42
AMZN MKTP US 3N86R4M93 AM	48.36	1	48.36

**Nueces County**  
**Transaction Totals by Vendor YTD**  
**For the 9 months ending 06/28/2020**

Merchant	Amount	Transaction Count	Average Transaction
LONE STAR OVERNIGHT	48.08	1	48.08
ITAXI CAMBRIDGE	48.00	1	48.00
QUICKEN INC	47.80	1	47.80
AMAZON.COM QZ2WJ81X3 AMZN	47.31	1	47.31
EQ DEPOT CORP CHRISTI	47.20	1	47.20
FEDEX 90463295	47.14	1	47.14
PP COTTONPRESS	47.00	1	47.00
AMZN MKTP US 2Y7L41453	46.97	1	46.97
AMZN MKTP US GE8G022U3	46.97	1	46.97
AMZN MKTP US UU4EY50F3	46.20	1	46.20
AMZN MKTP US RV1G58IK3 AM	45.93	1	45.93
O'REILLY AUTO PARTS 2292	45.62	3	15.21
BOS TAXI 0704	45.60	1	45.60
BUC-EE'S #37	45.50	1	45.50
AMERICAN AIR0010658705310	45.32	1	45.32
AMZN MKTP US MY8SR7L02	45.28	1	45.28
FEDEX 61266746	45.15	1	45.15
ELITE	45.00	2	22.50
TXDOT FINANCE	45.00	1	45.00
UNITED 0161559096122	45.00	1	45.00
UNITED 0161559096123	45.00	1	45.00
SE40868	44.23	2	22.12
AMZN MKTP US NX0ZI0443	44.10	1	44.10
AMAZON.COM 1R4IW4ES3 AMZN	43.98	1	43.98
SQ SOUTH TEXAS SMA	43.98	1	43.98
FEDEX 60180001	43.97	1	43.97
FEDEX 90934653	43.93	1	43.93
VERMEER TEXAS LOUISIANA C	43.83	1	43.83
FSI CENTERPOINT ENERGY	43.54	1	43.54
BESTBUYCOM805811529188	43.28	1	43.28
2COCOM MOVAVI.COM	43.25	1	43.25
UNITED 0161559096124	43.00	1	43.00
MOUSER ELECTRONICS INC	42.55	1	42.55
AMZN MKTP US MY60P3VO1	42.43	1	42.43
SQ STICKER XPRESS	42.00	6	7.00
CE4LESS COM	41.93	3	13.98
ADVANCE AUTO PARTS #8429	41.65	2	20.82
PAYPAL 2NDCHANCE EBAY 2N	41.08	1	41.08
FREEDOM AUTO SPA	41.00	1	41.00
AMZN MKTP US S288H1GX3	40.80	1	40.80
FEDEX 60209098	40.69	1	40.69
FEDEX 98976495	40.54	1	40.54

**Nueces County**  
**Transaction Totals by Vendor YTD**  
**For the 9 months ending 06/28/2020**

Merchant	Amount	Transaction Count	Average Transaction
FEDEX 779949838324	40.51	1	40.51
AMZN MKTP US XA0G63463	40.42	1	40.42
SE20468	40.28	1	40.28
EXXONMOBIL 47255864	40.19	1	40.19
BOBCAT OF CORPUS CHRISTI	40.17	1	40.17
LATHEM TIME CORPORATION	40.08	1	40.08
AGENT FEE 8900789366750	40.00	1	40.00
AGENT FEE 8900789751416	40.00	1	40.00
AGENT FEE 8900794546945	40.00	1	40.00
AGENT FEE 8900796035365	40.00	1	40.00
PAYPAL COMPLIANCES	40.00	1	40.00
AMZN MKTP US N80N91HQ3 AM	39.99	1	39.99
WWW.RESERVATIONS.COM	39.98	2	19.99
AMAZON.COM X666W2UK3 AMZN	39.90	1	39.90
AMZN MKTP US MY2W88N11	39.90	1	39.90
AMZN MKTP US VN6NW7223	39.54	1	39.54
CHEVRON 0210446	39.48	1	39.48
AMAZON.COM E56RU7WP3 AMZN	39.00	1	39.00
HIREMYMOM.COM	39.00	1	39.00
AMZN MKTP US MC5M266Q1	38.99	1	38.99
AMZN MKTP US YF2N055X3	38.96	1	38.96
AMZN MKTP US LS4WP0J33	38.86	1	38.86
HCTRA EZ TAG ONLINE	38.75	2	19.38
FEDEX 91816081	38.06	1	38.06
CHICK-FIL-A #02237	37.50	2	18.75
AMZN MKTP US M77RB8VD1 AM	37.38	1	37.38
FEDEX 390683474778	37.38	1	37.38
FEDEX 390683628010	37.38	1	37.38
S&S CORPUS	37.37	1	37.37
AMZN MKTP US O400B9R93	37.34	1	37.34
AMZN MKTP US 6R2MN9J53	36.98	1	36.98
AMZN MKTP US M72JZ2DC2	36.98	1	36.98
GOLDEN CORRAL 0938	36.88	1	36.88
AMZN MKTP US 900HG9KL3	36.79	1	36.79
CORNER STORE 0145	36.50	1	36.50
FEDEX 91710521	36.38	1	36.38
CVS/PHARMACY #06989	36.33	2	18.16
AMZN MKTP US IT7JM7N83	36.28	1	36.28
AMZN MKTP US 213SO6LA3	36.08	1	36.08
CFW COMMERCE ST GARAGE	36.00	2	18.00
AMZN MKTP US P868509Y3 AM	35.99	1	35.99
CVS/PHARMACY #07080	35.99	5	7.20

**Nueces County**  
**Transaction Totals by Vendor YTD**  
**For the 9 months ending 06/28/2020**

Merchant	Amount	Transaction Count	Average Transaction
AMZN MKTP US AR4LT07I3	35.97	1	35.97
AMZN MKTP US U64O37P23	35.94	1	35.94
AMAZON.COM 2I88P1NP3 AMZN	35.72	1	35.72
FEDEX 33389079	35.71	1	35.71
SE40818	35.58	1	35.58
341 SUNNYSAVER	35.41	1	35.41
FEDEX 98921151	35.37	1	35.37
TST EXECUTIVE SURF CLUB	35.30	1	35.30
MCCOYS #29	35.26	1	35.26
AMZN MKTP US MT1OV9F03	35.08	1	35.08
DEFENSIVE DRIVING.COM	35.00	1	35.00
WILKINSON VETERINARY CLIN	35.00	1	35.00
AMZN MKTP US OT66V1ZX3	34.99	1	34.99
AMERICAN SAFETY COUNCI	34.95	1	34.95
SQ KATHLEEN KASPER	34.62	1	34.62
BESTBUYCOM805778043557	33.54	1	33.54
LITTLE CAESARS 722	33.54	1	33.54
CORNER STORE 0128	33.51	1	33.51
CALDWELL COUNTRY CHEVY	33.50	2	16.75
MURPHY7701ATWALMART	33.40	1	33.40
AMZN MKTP US 0N5O93673	33.17	1	33.17
UNITED 0161551646175	33.00	1	33.00
ARROW DISPLAY SIGNS INC.	32.48	1	32.48
FEDEX 390683417624	32.47	1	32.47
FEDEX 390683709061	32.47	1	32.47
NTTA CUST SVC ONLINE	32.13	3	10.71
AMZN MKTP US BK3B94RX3	31.99	1	31.99
AMZN MKTP US KZ6PO8473	31.98	1	31.98
AMZN MKTP US ZV6E67XH3	31.98	1	31.98
PAYPAL GEARUP EBAY GEARU	31.93	1	31.93
SE18569	31.82	2	15.91
TEXAS ROADHOUSE #2471	31.76	1	31.76
FEDEX 390683547733	31.55	1	31.55
AMZN MKTP US QV7LV2VF3	30.99	1	30.99
O'REILLY AUTO PARTS 592	30.96	1	30.96
AMAZON.COM K586E8H33 AMZN	30.44	1	30.44
MARATHON PETRO170506	30.34	1	30.34
BUC-EE'S 12	30.28	1	30.28
SHELL OIL 57544053507	30.19	1	30.19
SHELL OIL 44594170031	30.18	1	30.18
SP MERIT ENTERTAIN	30.07	1	30.07
ONESTOPPARKING.COM	30.02	1	30.02

**Nueces County  
Transaction Totals by Vendor YTD  
For the 9 months ending 06/28/2020**

Merchant	Amount	Transaction Count	Average Transaction
AMERICAN AIR0010273205860	30.00	1	30.00
AMERICAN AIR0010273552602	30.00	1	30.00
AMERICAN AIR0010281419437	30.00	1	30.00
AMERICAN AIR0010281574834	30.00	1	30.00
AMERICAN AIR0011500791475	30.00	1	30.00
AMERICAN AIR0011500820691	30.00	1	30.00
LEXVID SERVICES INC	30.00	1	30.00
NORMA S FRUITS & DELIGHTS	30.00	1	30.00
PEEWEE'S PET ADOPTION WLD	30.00	1	30.00
UNITED 0161552665618	30.00	1	30.00
UNITED 0161553130554	30.00	1	30.00
AMZN MKTP US 4D3NE5SS3	29.99	1	29.99
AMZN MKTP US MS3QR3OU2 AM	29.99	1	29.99
BESTBUYCOM806054963047	29.99	1	29.99
AMZN MKTP US AE6LM01S3 AM	29.98	1	29.98
AMZN MKTP US M74UZ5ZH0	29.98	1	29.98
AMZN MKTP US MS23S0691	29.98	1	29.98
AMZN MKTP US S98GF2CN3	29.97	1	29.97
AMAZON.COM CS2VE3HN3 AMZN	29.86	1	29.86
ALAMEDA MEDICAL SUPPLY	29.70	1	29.70
MARATHON PETRO	29.69	1	29.69
AMZN MKTP US CN6DV49A3	29.22	1	29.22
CALENDARS.COM	29.21	1	29.21
AMZN MKTP US 162ZR5WW3	29.20	1	29.20
AMZN MKTP US 7J7T87703 AM	28.99	1	28.99
COMMERCIAL MOTOR COMPA	28.79	1	28.79
SHERWIN WILLIAMS 707347	28.48	1	28.48
AMZN MKTP US VP98T54Z3	28.13	1	28.13
AMZN MKTP US ZL7GN1WE3	28.12	1	28.12
AMAZON.COM GK7Q14MZ3 AMZN	28.08	1	28.08
SHELL OIL 57542411608	28.03	1	28.03
ALICE ECHO NEWS JOURNAL C	28.00	1	28.00
SINISTER	28.00	4	7.00
DOLLAR GENERAL #11377	27.60	1	27.60
BANDERA COUNTY TX DIST C	27.50	2	13.75
O'REILLY AUTO PARTS 494	27.45	2	13.72
H-E-B #057	27.23	1	27.23
STAPLES DIRECT	27.04	2	13.52
7-ELEVEN 32314	27.00	1	27.00
WALGREENS #3638	27.00	1	27.00
WEST MARINE #1308	26.98	1	26.98
AMZN MKTP US AU00O7P53	26.96	1	26.96

**Nueces County**  
**Transaction Totals by Vendor YTD**  
**For the 9 months ending 06/28/2020**

Merchant	Amount	Transaction Count	Average Transaction
SALLY BEAUTY #3219	26.60	3	8.87
THE SAFEGUARD SYSTEM INC	26.50	1	26.50
THE ISLAND CAR WASH	26.00	2	13.00
AMZN MKTP US 7Z8QO8LB3	25.98	1	25.98
AMZN MKTP US EY73S5RK3	25.98	1	25.98
AMZN MKTP US BY67Q88J3	25.96	1	25.96
SHELL OIL 42592220073	25.80	1	25.80
SUNSET MUSTANG ACE HARDW	25.72	2	12.86
USPS PO 4820260412	25.50	1	25.50
PAYPAL TDIAI	25.00	1	25.00
SE40875	25.00	1	25.00
AMZN MKTP US G23R09DY3	24.94	1	24.94
PAYPAL JACKY CREE	24.69	1	24.69
SE40848	24.54	1	24.54
CHURCH'S CHICKEN	23.97	1	23.97
AMAZON.COM X28UB4863 AMZN	23.87	1	23.87
EFOODHANDLERS	23.85	3	7.95
RACEWAY6784 65267841	23.13	1	23.13
UNITED 0161551646174	23.00	1	23.00
AMZN MKTP US M79VT1NS1	22.98	1	22.98
FRESH DONUTS	22.98	1	22.98
CHEDDAR'S 0202106	22.57	1	22.57
AMAZON.COM MY3C07SV1 AMZN	22.17	1	22.17
WHATABURGER 1142	22.16	1	22.16
ADVANCE AUTO PARTS #8079	21.99	1	21.99
PAYPAL NIR ZITOUN	21.72	1	21.72
PAYPAL NYR ZYTWN	21.72	1	21.72
DOUBLETREE AUSTIN	21.66	1	21.66
APL ITUNES.COM/BILL	21.64	1	21.64
SQ MANNY'S TIRE SHOP	21.64	2	10.82
AMAZON.COM D42KP8SD3	21.63	1	21.63
SHERWIN WILLIAMS 707406	21.05	1	21.05
GOVERNMENT PAYMENTS	21.00	5	4.20
AMZN MKTP US 316XZ6OX3	20.99	1	20.99
AMZN MKTP US 5V5VS7483	20.98	1	20.98
AMZN MKTP US SF45I7HR3	20.94	1	20.94
AMZN MKTP US ER0D28Y53 AM	20.89	1	20.89
DANNYS TIRE SHOP	20.80	1	20.80
PAYPAL SIMSOPRODU	20.75	1	20.75
H-E-B #253	20.72	1	20.72
SUNOCO 0495736100	20.71	1	20.71
AMZN MKTP US 391SQ3Q23	20.58	1	20.58

**Nueces County  
Transaction Totals by Vendor YTD  
For the 9 months ending 06/28/2020**

Merchant	Amount	Transaction Count	Average Transaction
BURGER KING #4057	20.23	1	20.23
SE40871	20.00	1	20.00
BESTBUYCOM805687476797	19.99	1	19.99
AMZN MKTP US 119LP0IZ3	19.98	1	19.98
AMZN MKTP US DI7D109P3	19.98	1	19.98
AMZN MKTP US KV42A8S53 AM	19.98	1	19.98
AMZN MKTP US QN2EQ6LU3	19.98	1	19.98
CRACKER BARREL #44 TALLAH	19.06	3	6.35
AMZN MKTP US U294E0PC3	18.98	1	18.98
AMZN MKTP US HX8MZ9UK3	18.94	1	18.94
DOLLAR GENERAL #12983	18.94	1	18.94
PHILLIPS 66 - PETRO BEAUM	18.72	1	18.72
NATURAL GROCERS CC	18.59	1	18.59
NOTHING BUNDT CAKES -	18.50	1	18.50
EXXONMOBIL 97431548	18.00	1	18.00
JO S PACKARD TIRE SVC	17.68	1	17.68
PUEBLO TIRES LTD ALICE -	17.50	1	17.50
CHEVRON 0301519	17.43	1	17.43
CHICK-FIL-A #01531	17.29	2	8.64
AMZN MKTP US SE19F2MF3	17.00	1	17.00
JO'S PACKARD TIRE SVC	17.00	1	17.00
ARBYS #5984 LAKE CITY	16.67	1	16.67
AUTOZONE #1375	16.23	1	16.23
FEDEX 60229588	16.01	1	16.01
WASH CLUB - CAR WASH	16.00	2	8.00
AMZN MKTP US CY5I88X13	15.99	1	15.99
AMZN MKTP US SN3PQ8KL3	15.98	1	15.98
AMZN MKTP US JA8KD3153	15.80	1	15.80
FASTENAL COMPANY 01TXCOR	15.64	1	15.64
USPS PO 4820240414	15.35	1	15.35
ANY LAB TEST NOW	15.00	1	15.00
HILTON MEDICAL CENTER	15.00	1	15.00
LASHLEY S TEXAS #3	15.00	1	15.00
SQ BANUELOS TIRE P	15.00	1	15.00
TAMUCC UNIV OUTREACH	15.00	1	15.00
AMZN MKTP US BI4IX6TT3	14.99	1	14.99
AMZN MKTP US MC4LX8280	14.99	1	14.99
THIRD COAST NAPA 0010809	14.98	1	14.98
BILL MILLER BAR-B-Q - 63	14.75	1	14.75
MCDONALD'S F21841	14.68	1	14.68
PENGAD INC	14.65	1	14.65
AMAZON.COM QK8W931W3 AMZN	14.61	1	14.61

**Nueces County  
Transaction Totals by Vendor YTD  
For the 9 months ending 06/28/2020**

Merchant	Amount	Transaction Count	Average Transaction
FEDEX 393500480946	14.52	1	14.52
USPS PO 4871900373	14.40	1	14.40
WHATABURGER 897 Q26	14.38	1	14.38
CHICK-FIL-A #01484	14.24	1	14.24
WHATABURGER 285 Q26	14.16	1	14.16
AMAZON PRIME SS2JS6DM3	14.06	1	14.06
AMAZON PRIME X14RQ2Q23	14.06	1	14.06
WHATABURGER 406 Q26	14.05	1	14.05
CDR #2	14.00	2	7.00
COMPLETE DIESEL REPA	14.00	1	14.00
TAXI SVC 361-299-9999	14.00	3	4.67
O'REILLY AUTO PARTS 448	13.98	1	13.98
CROSS BORDER TRANS FEE	13.24	14	0.95
AMAZON PRIME M78OW7V32	12.99	1	12.99
AMZN MKTP US DO2ZR1GI3	12.99	1	12.99
POPEYES 3494 / 262	12.98	1	12.98
DQ-05 #14618	12.97	1	12.97
AMZN MKTP US 0S5M80LJ3	12.96	1	12.96
AMZN MKTP US AC26R3RO3	12.96	1	12.96
AMZN MKTP US AK4Q270W3	12.96	1	12.96
TBS-LAKEFOREST	12.50	1	12.50
GOOGLE DOMAINS	12.00	1	12.00
AMZN MKTP US 1F0827E53	11.99	1	11.99
AMZN MKTP US 6N4348BF3 AM	11.98	1	11.98
DOLLAR GENERAL #19291	11.91	1	11.91
AMZN MKTP US LL22K4EL3	10.76	1	10.76
AMZN MKTP US MC4QA5U70 AM	10.72	1	10.72
WENDY'S 357	10.54	1	10.54
SQ GRAND CAB COMPA	10.36	1	10.36
7-11 STORE 9502	10.00	1	10.00
FSSW - CEUS	10.00	1	10.00
SE40877	10.00	1	10.00
TEA GED TRANSCRIPT	10.00	2	5.00
DAIRY QUEEN-THREE RIVERS	9.93	1	9.93
AMZN MKTP US T05RJ3L33	9.90	1	9.90
AMZN MKTP US MO63I1HV1	9.88	1	9.88
AMZN MKTP US MO5S30M60	9.81	1	9.81
ADVANCE AUTO PARTS #2014	9.79	3	3.26
TXDPS CRIME RECS	9.71	2	4.86
CVS/PHARMACY #02580	9.55	1	9.55
CC PLUMBING	9.49	2	4.74
AMC SUPPLY LLC	9.34	1	9.34



**Nueces County**  
**Transaction Totals by Vendor YTD**  
**For the 9 months ending 06/28/2020**

Merchant	Amount	Transaction Count	Average Transaction
UPS (800) 811-1648	9.25	1	9.25
AMZN MKTP US M71MU21Q1 AM	8.99	1	8.99
AMZN MKTP US OY1KD6R83	8.99	1	8.99
H-E-B GAS/CARWASH #057	8.79	1	8.79
RICE - PARKING	8.50	1	8.50
TACO BELL 019294	8.21	1	8.21
FEDEX 492242385	8.10	1	8.10
HOTELBOOKINGSERVFEE	7.99	1	7.99
PRICELN UNITED AIRLINE	7.93	1	7.93
PORT ARANSAS HARDWARE	7.58	1	7.58
WHATABURGER 286 Q26	7.51	1	7.51
FEDEX 940446872009	7.50	1	7.50
WHATABURGER 1131	7.40	1	7.40
DAIRY QUEEN	7.35	1	7.35
DQ-42 #14305	7.35	1	7.35
CHICK-FIL-A #03895	7.13	1	7.13
360TRAINING.COM	7.00	1	7.00
BILL SERVICING	7.00	2	3.50
EXXONMOBIL 45362159	7.00	1	7.00
MINIT MAN - 4	7.00	1	7.00
MONDRAGON COASTAL AUTO	7.00	1	7.00
SAMES KINGSVILLE NISSAN	7.00	1	7.00
SERGIOS AUTO	7.00	1	7.00
WHATABURGER 658 Q26	6.81	1	6.81
AMZN DIGITAL M73IT4181	6.33	1	6.33
AMZN MKTP US 014HM0TA3	5.89	1	5.89
RMA TOLL	5.81	1	5.81
AMZN MKTP US QK0TA19B3	5.74	1	5.74
500SHORELINELLC	5.00	1	5.00
EXXONMOBIL 46913661	5.00	1	5.00
TAMU PARKING GARAGE 4	5.00	1	5.00
TXEFILE 039214967-1	5.00	1	5.00
TXEFILE 039214967-2	5.00	1	5.00
PARTY CITY 641	4.32	1	4.32
SUNOCO 0691982300	2.37	1	2.37
LAZ PARKING 610264-LUKE	2.00	1	2.00
TXEFILE 039214967-0	0.29	1	0.29
AGENT FEE 8900796035366	0.00	2	0.00
AGENT FEE 8900796035367	0.00	2	0.00
AGEX CONFERENCE SERVIC	0.00	4	0.00
AMERICAN AIR0012385079320	0.00	2	0.00
AMERICAN AIR0017418450026	0.00	2	0.00

**Nueces County**  
**Transaction Totals by Vendor YTD**  
**For the 9 months ending 06/28/2020**

Merchant	Amount	Transaction Count	Average Transaction
AMERICAN AIR0017451133943	0.00	2	0.00
BESTBUYCOM805679643640	0.00	2	0.00
CAESARS PLACE ADV RSVN	0.00	2	0.00
FLORIST BILLING SYSTEMS	0.00	2	0.00
HOLIDAY INN GALVESTON	0.00	2	0.00
PAYPAL FORSALEITIS	0.00	2	0.00
PRICELN RESIDENCE INN	0.00	2	0.00
SHERATON	0.00	2	0.00
SNOWBIRDWEBSITELODGIN	0.00	2	0.00
SOUTHWES 5268785978089	0.00	2	0.00
TRWA	0.00	2	0.00
UNITED 0161559096121	0.00	2	0.00
UNITED 0167418450104	0.00	2	0.00
WHATABURGER 787 Q26	0.00	2	0.00
AMZN DIGITAL	-6.33	1	-6.33
DISPUTE-HOTELBOOKINGSERV	-7.99	1	-7.99
DISPUTE-GOOGLE DOMAINS	-12.00	1	-12.00
AMZN MKTP US AMZN.COM/BIL	-14.83	2	-7.42
WAL-MART #0470 SE2	-19.87	1	-19.87
DISPUTE-HIREMYMOM.COM	-39.00	1	-39.00
HLU HULU 1491864205930-U	-47.58	1	-47.58
SOUTHWES 5260192864772	-48.98	1	-48.98
SOUTHWES 5260193987176	-48.98	1	-48.98
DISPUTE-TARGET 00015420	-55.00	1	-55.00
AMAZON.COM AMZN.COM/BILL	-62.15	1	-62.15
DISPUTE-FEDEX 323072241	-69.53	1	-69.53
DISPUTE-CCI HOTEL RESERVA	-115.83	1	-115.83
SOUTHWES 5260192177963	-159.28	1	-159.28
SOUTHWES 5260192177976	-159.28	1	-159.28
SOUTHWES 5260192177979	-159.28	1	-159.28
SOUTHWES 5260192865464	-159.28	1	-159.28
AMAZON PRIME	-160.11	4	-40.03
SOUTHWES 5260192865694	-172.28	1	-172.28
SOUTHWES 5260192865705	-172.28	1	-172.28
OMNI SAN DIEGO FRONT D	-180.35	1	-180.35
SOUTHWES 5260192181425	-192.16	1	-192.16
SOUTHWES 5260192181438	-192.16	1	-192.16
SOUTHWES 5260192181458	-192.16	1	-192.16
SOUTHWES 5260192181471	-192.16	1	-192.16
SOUTHWES 5260192182232	-192.16	1	-192.16
DISPUTE-TXU BILL PAYMENT	-193.88	1	-193.88
DISPUTE-INDEED	-213.20	2	-106.60

**Nueces County**  
**Transaction Totals by Vendor YTD**  
**For the 9 months ending 06/28/2020**

Merchant	Amount	Transaction Count	Average Transaction
SOUTHWES 5260192865036	-238.98	1	-238.98
SOUTHWES 5260193987510	-253.98	1	-253.98
AMERICAN AIR0017361977185	-406.00	1	-406.00
CDW GOVT #XPC9464	-743.07	1	-743.07
AMZN MKTP US	-854.17	8	-106.77
ACT ACTIVE EVENTS REG	-975.00	2	-487.50
HALFF ASSOCIATES INC.	-1,200.00	2	-600.00
<b>Total</b>	<b>3,564,086.78</b>	<b>10,906</b>	<b>326.80</b>