

Nueces County, Texas

Monthly Financial Report (Unaudited and Unadjusted)

Fiscal Year 2019/2020
For the ten months ended July 31, 2020



Prepared by:

The Nueces County Auditor's Office

Dale Atchley, CPA
County Auditor

Nueces County, Texas
Unaudited Monthly Financial Report
As of July 31, 2020

Table of Contents

County Auditor Letter of Transmittal..... 1

Financial Statements

Balance Sheet - Governmental Funds 4
Statement of Revenue, Expenditures and Changes in Fund Balances - Governmental Funds..... 6
Statement of Net Position - Internal Service Fund 10
Statement of Revenue, Expenditures and Changes in Fund Balance - Internal Service Fund 11
Comparison of Current Year to Prior year Revenues & Expenditures - Group Health..... 13
Comparison of Monthly & year to prior year Revenues & Expenditures - Group Health 14

Budget Revenue Section

Statement of Revenue Budget to Actual with Year to Year Comparison - General Fund 16
Statement of Revenue Budget to Actual with Year to Year Comparison – Road & Bridge 17
Statement of Revenues Budget to Actual - Inland and Coastal Parks 18
Comparison of Current year to prior year total Revenues - Inland and Coastal Parks..... 19
Statement of Revenues Budget to Actual - Airport..... 20

Budget Expenditure Section

Statement of Expenditures Budget to Actual - General Fund 22
Comparison of Current year to prior year total Expenditures - General Fund 63
Statement of Expenditures Budget to Actual - Road & Bridge Fund..... 65
Comparison of Current year to prior year total Expenditures - Road & Bridge Fund 66
Statement of Expenditures Budget to Actual - Inland and Coastal Parks 67
Comparison of Current year to prior year total Expenditures - Inland and Coastal Parks..... 68
Statement of Expenditures Budget to Actual with Year to Year Comparison - Airport fund 69
Statement of Expenditures Budget to Actual - Commissioners Special Revenue Funds 70
Statement of Expenditures Budget to Actual - Commissioners Diabetes Funds 71
Statement of Expenditures Budget to Actual - Commissioners RTA Funds..... 72

Schedules

Schedule of Transfers In and Out by Fund..... 74
Schedule of Capital Projects 75
Summary of Monthly Revenue Report..... 81

Procurement

Procurement Card Totals by Budget Category 84
Procurement Card Totals by Amount 85
Procurement Card Totals by Department 88





AIDEE HERNANDEZ, MBA
FIRST ASSISTANT

ELVA FUENTES, CFE
INTERNAL AUDIT SUPERVISOR

DALE ATCHLEY, CPA
COUNTY AUDITOR

LISA DAVIS
BUDGET ACCOUNTANT

ANNA VELAZQUEZ, CPP
GRANTS / PAYROLL SUPERVISOR

901 LEOPARD STREET, RM. 304
CORPUS CHRISTI, TX 78401

LOURDES RIVERA
EXECUTIVE ACCOUNTANT

PHONE: (361) 88-0556 • FAX: (361) 888-0584

August 19, 2020

Honorable District Judges of Nueces County and
Honorable Members of the Nueces County Commissioners Court:

The unaudited and unadjusted Monthly Financial Report of Nueces County, Texas as of and for the ten months ended July 31, 2020 is submitted herewith in accordance with Section 114.023 of the Texas Local Government Code and was prepared by the County Auditor's Office staff. The statements are reported on a budgetary basis which is not in accordance with generally accepted accounting principles. Due to the statutory duties of the County Auditor, I am not independent with regard to these financial reports as defined by the professional standards of the American Institute of Certified Public Accountants. However, these financial statements were prepared, and the financial accounting records were maintained with objectivity and due professional care.

The Monthly Financial Report is presented in four sections: Fund Financial Statements, Budget Revenue Status, Budget Expenditure Status, and Schedules:

The **Financial Statement section** contains the Governmental Funds Balance Sheet, the Governmental Funds Statement of Revenue, Expenditures and Changes in Fund Balance, the Internal Service Fund Statement of Net Position, the Internal Service Fund Statement of Revenue, Expenditures and Changes in Net Position, and the Group Health Comparison of Current Year to Prior Year Revenue and Expenditures and chart.

The **Budget Revenue Status section** is comprised of a General Fund Statement of Revenues Budget to Actual and Comparison of Current Year to Prior Year Revenues, a Road and Bridge Statement of Revenues Budget to Actual and Comparison of Current Year to Prior Year Revenues, an Inland and Coastal Parks Statement of Revenues Budget to Actual and Comparison of Current Year to Prior Year Revenues, and Airport Statement of Revenues Budget to Actual.

The **Budget Expenditure Status section** is comprised of a General Fund Top Spenders, General Fund Statement of Expenditures Budget to Actual, a General Fund Comparison of Current Year to Prior Year Expenditures and charts, a Road and Bridge Statement of Expenditures Budget to Actual, a Road and Bridge Comparison of Current Year to Prior Year Expenditures, an Inland and Coastal Parks Statement of Expenditures Budget to Actual, Inland and Coastal Parks Funds Comparison of Current Year to Prior Year Expenditures, an Airport Statement of Expenditures Budget to Actual and an Airport Comparison of Current Year to Prior Year Expenditures,

The **Schedules section** includes a Schedule of Transfers In and Out by Fund, a Schedule of Capital Projects, and a Summary of Revenue Reports.

The **General Fund Statement of Expenditures Budget to Actual** section now has visual performance indicators. The performance indicators are based on a comparison with the Expected Expenditures. The Expected Expenditure amount is calculated based on the average of the total budget over 12 fiscal periods (October through September). The color of the remaining budget available is used as a performance indicator. These numbers will be black if spending is below 90% of the expected amount, yellow if spending is equal to or greater than 90% of the expected amount and red if spending is equal to or greater than 100% of the expected amount.

Fiscal Period	1	2	3	4	5	6
Calendar Month	October	November	December	January	February	March
Expected Balance Remaining at 90% of expected expenditures	92.5%	85.0%	77.5%	70.0%	62.5%	55.0%
Expected Balance Remaining at 100% of expected Expenditures	91.7%	83.3%	75.0%	66.7%	58.3%	50.0%

Fiscal Period	7	8	9	10	11	12
Calendar Month	April	May	June	July	August	September
Expected Balance Remaining at 90% of expected expenditures	47.5%	40.0%	32.5%	25.0%	17.5%	10.0%
Expected Balance Remaining at 100% of expected Expenditures	41.7%	33.3%	25.0%	16.7%	8.3%	0.0%

This report is designed to provide a general overview of Nueces County’s finances for all those with an interest in the County’s finances at a specific point during the fiscal year. However, the reader should note that the report does not include those disclosures associated with, and usually made a part of, audited financial statements. Should you have any questions concerning this report, please do not hesitate to contact the County Auditor’s Office at (361) 888 - 0556.

Respectfully submitted,



Dale Atchley, CPA
Nueces County Auditor

FINANCIAL STATEMENTS

(Unaudited)

Nueces County, Texas
Balance Sheet
Governmental Funds
July 31, 2020

	General Fund	Debt Service Fund	Capital Projects Fund
Assets			
Cash & Cash Equivalents	\$ 59,038,935	\$ 5,342,785	\$ 45,600,001
Investments	7,383,191	1,767,001	14,817,190
Accounts Receivable	734,485	-	-
Due From Component Unit	7,022	-	-
Due From Other Funds	1,357,194	-	106,072
Prepays	212,689	-	-
Inventory	107,323	-	-
Total Assets	\$ 68,840,839	\$ 7,109,785	\$ 60,523,262
Liabilities and Fund Balances			
Liabilities			
Accounts Payable	\$ 23,257,445	\$ -	\$ 1,158
Accrued Payroll Payable	-	-	-
Due to Other Funds	1,122,411	-	9,244
Unearned Revenue	23,494	-	-
Other Liabilities	-	-	-
Total Liabilities	\$ 24,403,350	\$ -	\$ 10,402
Fund Balances			
Restricted	\$ -	\$ -	\$ 60,512,860
Committed	-	7,109,785	-
Unassigned	44,437,489	-	-
Total fund balances	\$ 44,437,489	\$ 7,109,785	\$ 60,512,860
Total liabilities and fund balances	\$ 68,840,839	\$ 7,109,785	\$ 60,523,262

**Nueces County, Texas
Balance Sheet
Governmental Funds
July 31, 2020**

<u>Airport Fund</u>	<u>Coastal Parks Fund</u>	<u>Non-Major Funds</u>	<u>Total Governmental Funds</u>
\$ 192,420	\$ 825,047	\$ 18,591,271	\$ 129,590,458
-	345,071	9,376,049	33,688,501
7,436	-	6,062,090	6,804,010
-	-	-	7,022
-	4,341	2,369	1,469,976
(708)	-	(811)	211,170
9,687	19,961	0	136,970
<u>\$ 208,835</u>	<u>\$ 1,194,419</u>	<u>\$ 34,030,966</u>	<u>\$ 171,908,106</u>
\$ 1,110	\$ 64,875	\$ 3,373,200	\$ 26,697,788
-	-	-	-
-	53,989	103,823	1,289,467
7,436	-	9,504,835	9,535,765
-	-	521,140	521,140
<u>\$ 8,546</u>	<u>\$ 118,864</u>	<u>\$ 13,502,998</u>	<u>\$ 38,044,160</u>
\$ -	\$ -	\$ -	\$ 60,512,860
-	-	-	7,109,785
<u>200,289</u>	<u>1,075,555</u>	<u>20,527,969</u>	<u>66,241,302</u>
<u>\$ 200,289</u>	<u>\$ 1,075,555</u>	<u>\$ 20,527,969</u>	<u>\$ 133,863,947</u>
<u>\$ 208,835</u>	<u>\$ 1,194,419</u>	<u>\$ 34,030,967</u>	<u>\$ 171,908,107</u>

Nueces County, Texas
Statement of Revenues, Expenditures and Changes in Fund Balances
Governmental Funds
July 31, 2020

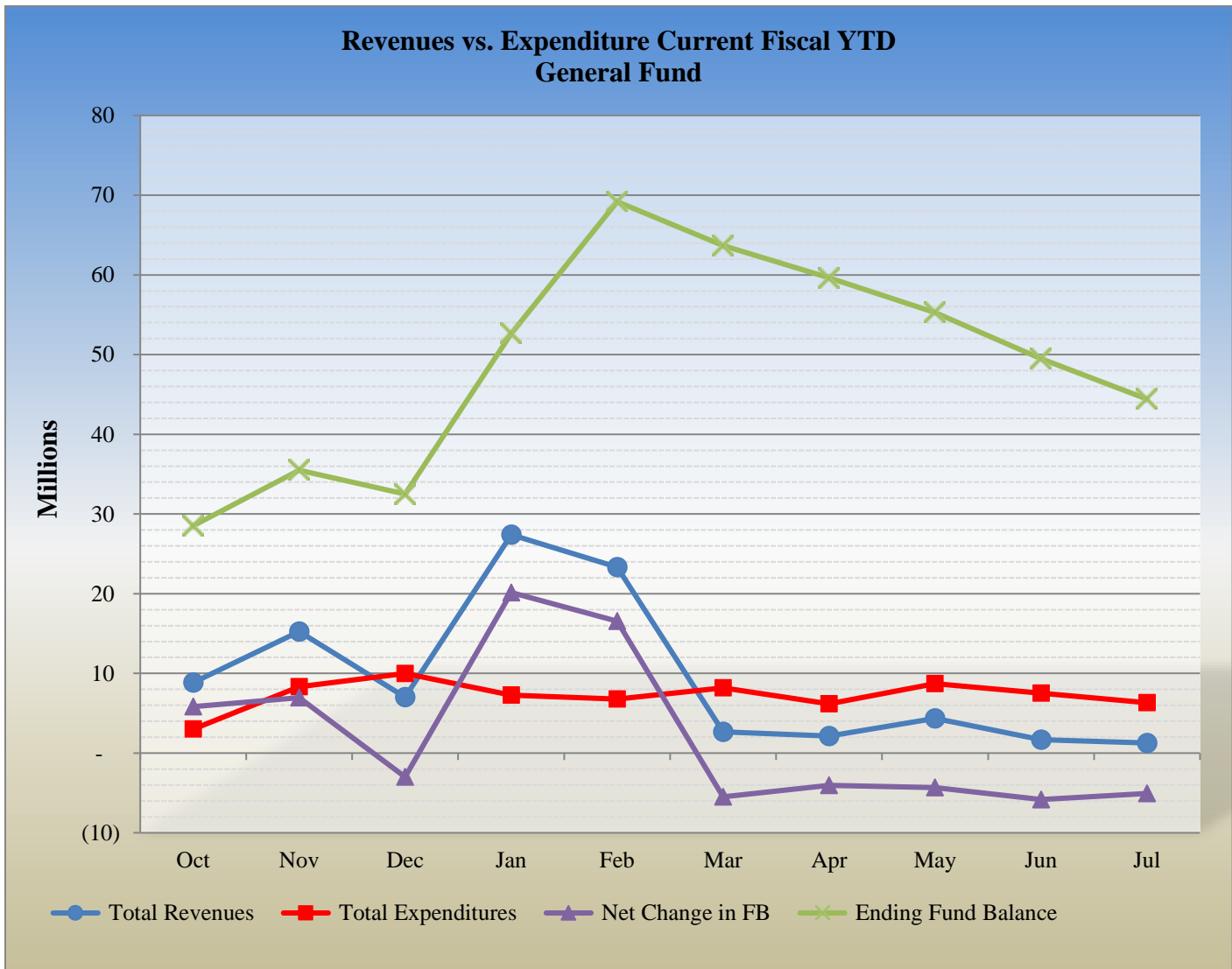
	<u>General Fund</u>	<u>Debt Service Fund</u>	<u>Capital Projects Fund</u>
Revenues			
Taxes	\$ 80,051,864	\$ 12,657,518	\$ -
Fees of Office	3,121,801	-	-
Fines & Forfeitures	1,000,783	-	-
Licenses & Permits	106,750	-	-
Motor Vehicle Services	3,964,319	-	-
Intergovernmental Revenues	3,366,330	-	250,000
Housing Inmates & Juveniles	448,237	-	-
Charges for Services	445,535	-	-
Interest & Investment Income	532,812	83,151	716,630
Rentals & commissions	713,917	-	111,249
Refunds & Reimbursements	188,304	-	-
Commodity Sales	-	-	-
Sale of Printed Materials	1,864	-	-
Other Income	59,406	-	-
Force Revenue (In-Kind)	-	-	-
Total Revenues	<u>\$ 94,001,921</u>	<u>\$ 12,740,670</u>	<u>\$ 1,077,879</u>
Expenditures			
Salaries	\$ 36,935,389	\$ -	\$ -
Salaries - Seasonal	-	-	-
Employee Benefits	15,322,093	-	-
Other Personnel Expenses	351,704	-	-
Office Expense & Supplies	848,129	-	120,693
Food & Kitchen Supplies	1,480,083	-	131
Telephone & Utilities	1,984,986	-	77,309
Maint & Repair - Equipment & Vehicles	661,971	-	35,314
Maint & Repair - Buildings & Grounds	1,642,651	-	3,806,732
Maint & Repair - Roads & Bridges	-	-	137,863
Professional Services	1,926,833	-	4,419,394
Special Personnel Services	2,233,834	-	-
Other Services & Charges	3,274,091	-	54,130
Other Expenses	324,716	11,239,260	127,566
Travel Expenses	115,625	-	8,725
Capital Outlay	595,790	-	1,913,341
Other Financing Uses	-	49,533,644	182,166
Agency Ledger Expenses	-	-	-
Total Expenditures	<u>\$ 67,697,896</u>	<u>\$ 60,772,905</u>	<u>\$ 10,883,365</u>
Other Financing Sources (Uses)			
Transfers - In	\$ -	\$ 630,000	\$ -
Transfers - Out	(4,561,145)	-	(1,059)
Bond Proceeds	-	43,760,000	40,310,000
Premium and Sale of Bonds	-	6,032,714	-
Sales of Assets	-	-	-
Total Other Financing Sources (Uses)	(4,561,145)	50,422,714	40,308,941
Net Change in Fund Balances	<u>21,742,880</u>	<u>2,390,480</u>	<u>30,503,455</u>
Fund Balance Beginning 10/01/2019	22,694,609	4,719,305	30,009,406
Fund Balance Ending 7/31/2020	<u>\$ 44,437,489</u>	<u>\$ 7,109,785</u>	<u>\$ 60,512,860</u>

Nueces County, Texas
Statement of Revenues, Expenditures and Changes in Fund Balances
Governmental Funds
July 31, 2020

Airport Fund	Coastal Parks Fund	Non-Major Funds	Total Governmental Funds
\$ -	\$ -	\$ 1,167,710	\$ 93,877,092
-	-	711,668	3,833,469
-	-	117,269	1,118,052
-	-	17,070	123,820
-	-	2,443,373	6,407,692
-	100,692	7,083,275	10,800,297
-	-	35,828,354	36,276,591
-	-	315,618	761,153
1,990	12,140	291,812	1,638,535
92,067	947,962	25,359	1,890,555
-	3,235	507,124	698,663
8,487	22,416	-	30,903
-	-	-	1,864
252	16	711,602	771,275
-	-	18,801	18,801
\$ 102,796	\$ 1,086,460	\$ 49,239,036	\$ 158,248,761
\$ 34,776	\$ 690,011	\$ 5,573,301	\$ 43,233,478
-	-	-	-
15,979	312,873	2,379,899	18,030,844
1,163	-	226,138	579,005
1,020	24,898	537,681	1,532,421
-	-	107,490	1,587,704
14,002	236,701	281,976	2,594,975
-	-	-	1,418,338
217	74,437	646,399	6,541,572
21,207	179,715	891,265	2,182,215
-	-	2,044,352	9,100,509
1,627	8,901	2,743,754	2,233,834
-	-	-	40,970,998
5,405	248,962	37,388,410	12,317,775
934	19,745	605,554	183,379
-	-	59,028	3,499,734
11,018	30,780	948,805	49,715,811
-	-	-	-
\$ 107,349	\$ 1,827,023	\$ 54,434,053	\$ 195,722,591
\$ 57,060	\$ 525,000	\$ 4,058,417	\$ 5,270,477
(30,150)	-	(678,123)	(5,270,477)
-	-	-	84,070,000
-	-	-	6,032,714
-	-	-	-
26,910	525,000	3,380,294	90,102,714
22,357	(215,563)	(1,814,723)	52,628,884
177,932	1,291,119	22,342,692	81,235,063
\$ 200,289	\$ 1,075,555	\$ 20,527,969	\$ 133,863,947

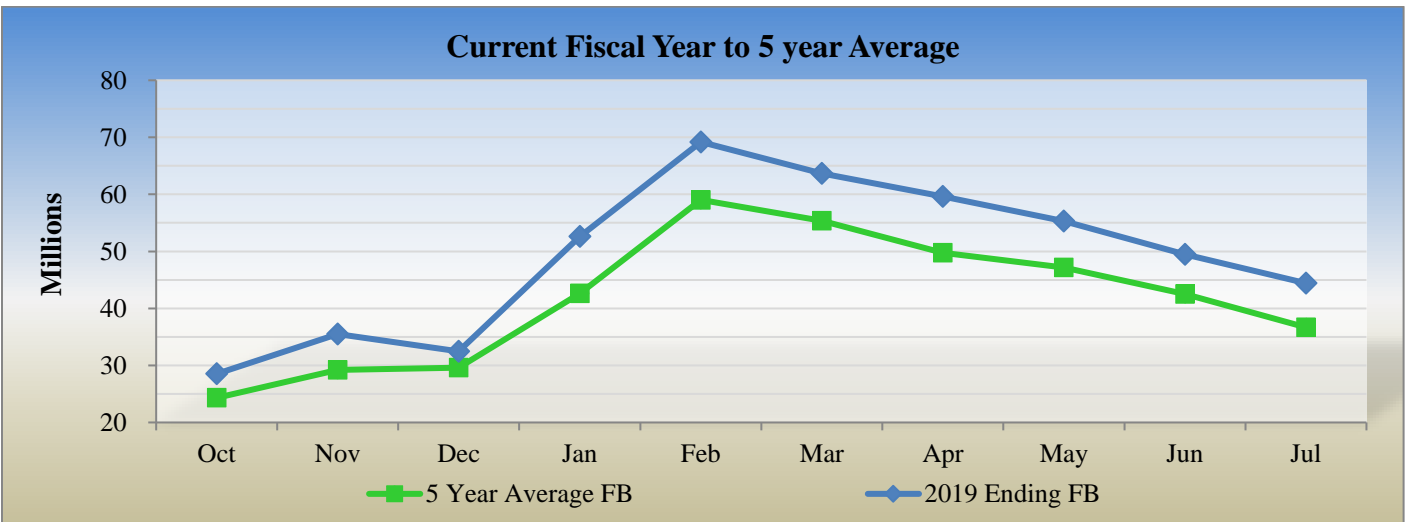
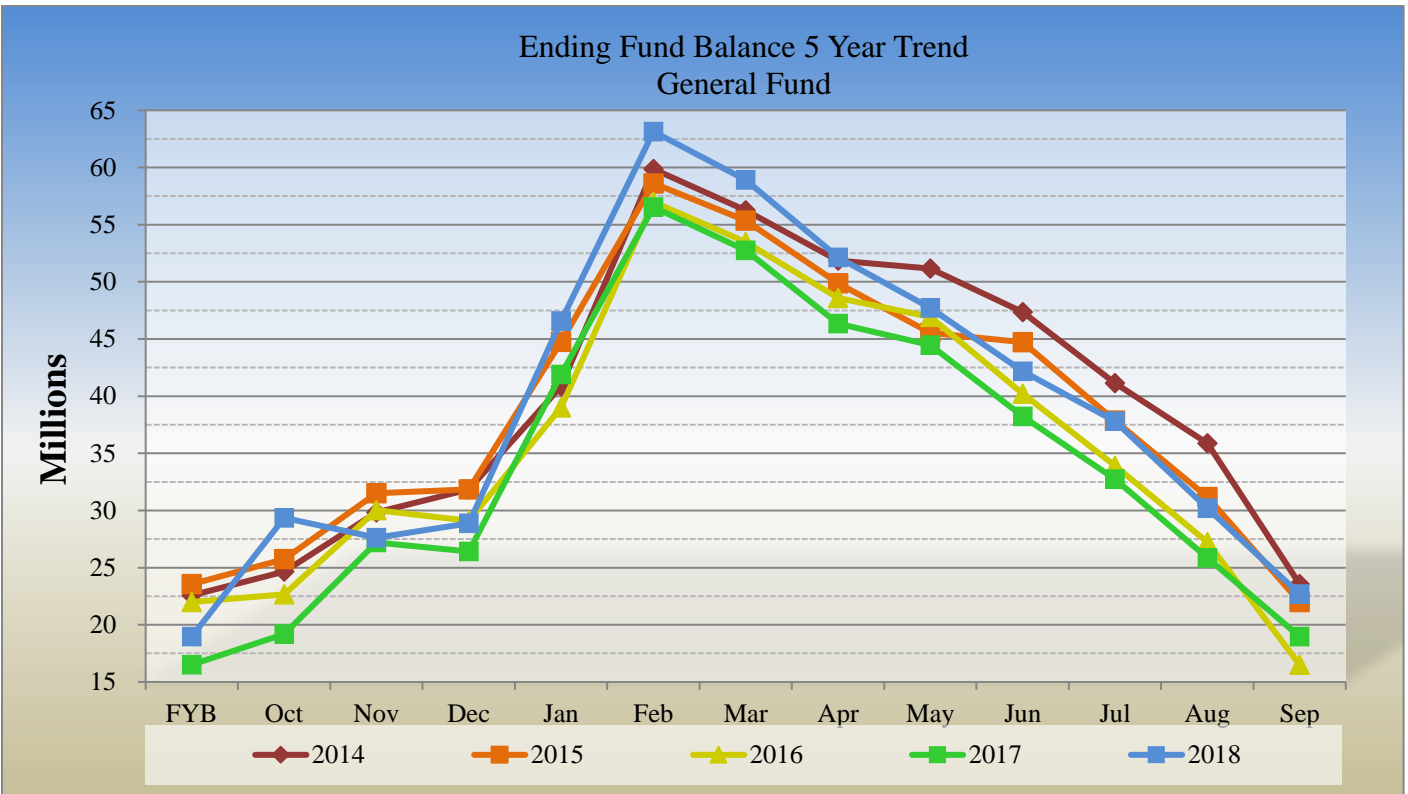
Nueces County, Texas
Change in Fund Balance-Current YTD
General Fund
July 31, 2020

Period	Oct	Nov	Dec	Jan	Feb	Mar	Apr	May	Jun	Jul	Aug	Sep
Starting FB	22,694,609	28,524,793	35,479,454	32,495,047	52,638,700	69,182,634	63,678,300	59,632,002	55,288,186	49,463,375	-	-
Revenues	8,836,577	15,265,359	7,009,279	27,397,464	23,324,849	2,671,946	2,123,588	4,365,506	1,688,659	1,273,372	-	-
Transfers In	-	-	-	-	-	-	-	-	-	-	-	-
Expenditures	3,005,936	8,310,698	7,409,126	7,251,789	6,780,748	7,192,630	6,168,058	8,704,813	6,534,220	6,320,529	-	-
Transfers Out	458	-	2,584,561	2,022	167	983,649	1,829	4,510	979,250	4,700	-	-
Ending FB	28,524,793	35,479,454	32,495,047	52,638,700	69,182,634	63,678,300	59,632,002	55,288,186	49,463,375	44,411,518	-	-



Nueces County, Texas
Change in Fund Balance-Current and Previous 5 Years
General Fund
July 31, 2020

	FYB	Oct	Nov	Dec	Jan	Feb	Mar	Apr	May	Jun	Jul	Aug	Sep
2014	22,576,705	24,643,392	29,831,412	31,832,121	40,845,090	59,858,381	56,248,738	51,867,620	51,167,773	47,340,749	41,132,256	35,861,187	23,568,037
2015	23,568,037	25,743,350	31,499,712	31,840,057	44,741,446	58,614,455	55,365,701	49,873,338	45,519,118	44,720,218	37,856,992	31,164,598	22,001,648
2016	22,001,636	22,659,474	30,025,766	29,093,823	39,014,164	56,984,520	53,475,653	48,593,952	46,920,232	40,205,963	33,918,387	27,231,897	16,510,888
2017	16,510,888	19,198,906	27,189,044	26,403,938	41,904,197	56,534,931	52,744,626	46,345,169	44,468,949	38,223,488	32,750,384	25,847,458	18,974,819
2018	18,974,819	29,342,596	27,604,311	28,869,540	46,560,221	63,136,831	58,919,726	52,140,119	47,707,470	42,159,496	37,809,142	30,205,703	22,694,609
2019	22,694,609	28,524,793	35,479,454	32,495,047	52,638,700	69,182,634	63,678,300	59,632,002	55,288,186	49,463,375	44,411,518	-	-
5-Yr Avg	21,054,449	25,018,752	30,271,617	30,089,087	44,283,970	60,718,625	56,738,791	51,408,700	48,511,955	43,685,548	37,979,780	30,062,169	20,750,000



**Nueces County, Texas
Statement of Net Position
Internal Service Fund
July 31, 2020**

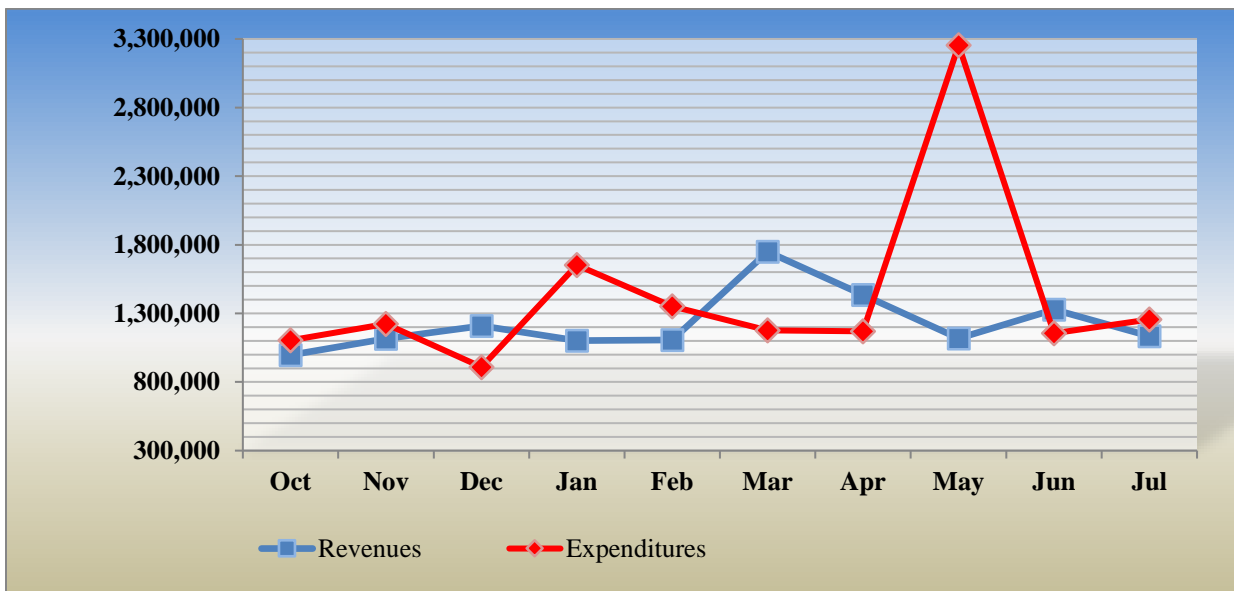
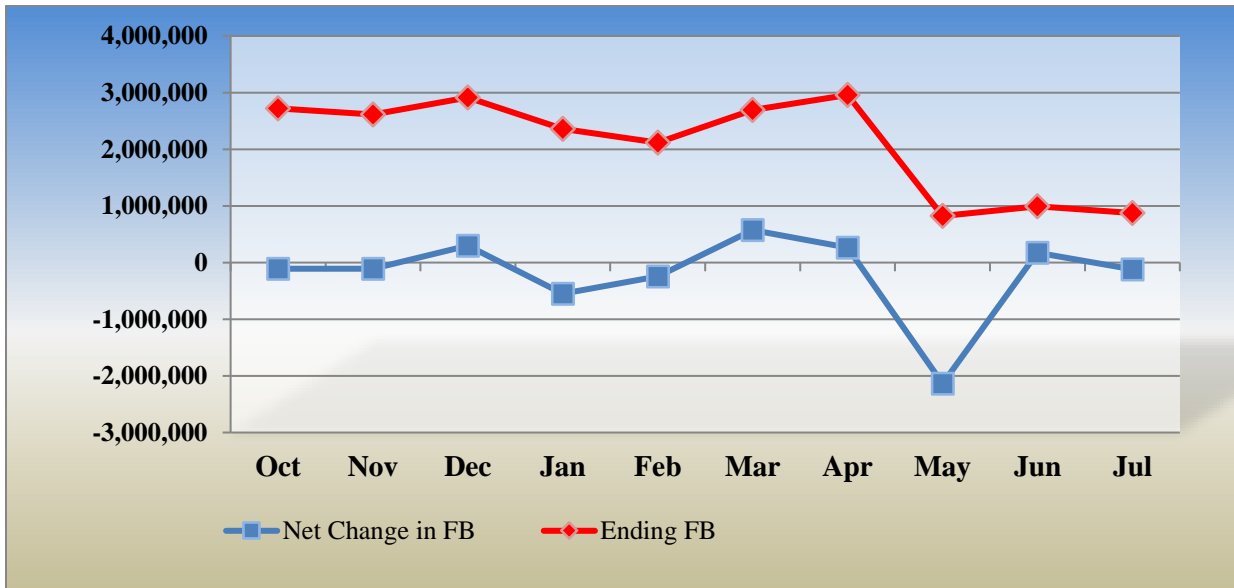
	<u>Workers Compensation</u>	<u>General Liability</u>	<u>Group Health</u>	<u>Total Internal Service Fund</u>
Assets				
Cash & Cash Equivalents	\$ 79,298	\$ 45,644	\$ 2,388,655	\$ 2,513,598
Investments	-	490,798	-	490,798
Accounts Receivable	-	-	22,669	22,669
Due From Other Funds	515,048	11,467	-	526,515
Total Assets	<u>\$ 594,346</u>	<u>\$ 547,909</u>	<u>\$ 2,411,324</u>	<u>\$ 3,553,579</u>
 Liabilities and Net Position				
Liabilities				
Accounts Payable	\$ -	\$ 389	\$ 963,923	\$ 964,311
Due To Other Funds	-	-	700,000	700,000
Estimated Claims	-	1,015,999	-	1,015,999
Total Liabilities	<u>\$ -</u>	<u>\$ 1,016,388</u>	<u>\$ 1,663,923</u>	<u>\$ 2,680,311</u>
 Net Position				
Unassigned	<u>594,346</u>	<u>(468,479)</u>	<u>747,401</u>	<u>873,268</u>
Total Net Position	<u>594,346</u>	<u>(468,479)</u>	<u>747,401</u>	<u>873,268</u>
Total Liabilities and Fund Balances	<u>\$ 594,346</u>	<u>\$ 547,909</u>	<u>\$ 2,411,324</u>	<u>\$ 3,553,579</u>

Nueces County, Texas
Statement of Revenue, Expenditures and Changes in Net Position
Internal Service Fund
July 31, 2020

	<u>Workers Compensation</u>	<u>General Liability</u>	<u>Group Health</u>	<u>Total Internal Service Fund</u>
Revenues				
Charges for Services	\$ 515,048	\$ 932,990	\$ 10,115,712	\$ 11,563,750
Intergovernmental Revenue	-	-	-	-
Interest & Investment Income	7,151	16,257	28,032	51,441
Refunds & Reimbursements	-	-	8,455	8,455
Other Income	-	23,055	648,107	671,162
Total Revenues	<u>\$ 522,199</u>	<u>\$ 972,302</u>	<u>\$ 10,800,307</u>	<u>\$ 12,294,808</u>
Expenditures				
Office Expense & Supplies	\$ -	\$ 264	\$ 48	\$ 312
Food & Kitchen Supplies	-	-	7,100	7,100
Professional Services	-	63,750	10,471,322	10,535,072
Other Services & Charges	366,800	2,030,956	501,073	2,898,829
Capital Outlay	-	-	-	-
Insurance Admin Costs	-	-	809,923	809,923
Total Expenditures	<u>\$ 366,800</u>	<u>\$ 2,094,970</u>	<u>\$ 11,789,466</u>	<u>\$ 14,251,235</u>
Other Financing Sources (Uses)				
Transfers-In	\$ -	\$ -	\$ -	\$ -
Transfers-Out	-	-	-	-
Total Other Financing Sources (Uses)	<u>\$ -</u>	<u>\$ -</u>	<u>\$ -</u>	<u>\$ -</u>
Change in Net Position	\$ 155,399	\$ (1,122,667)	\$ (989,159)	\$ (1,956,427)
Net Position Beginning 10/01/2019	<u>438,947</u>	<u>654,188</u>	<u>1,736,560</u>	<u>2,829,695</u>
Net Position Ending 7/31/2020	<u><u>\$ 594,346</u></u>	<u><u>\$ (468,479)</u></u>	<u><u>\$ 747,401</u></u>	<u><u>\$ 873,268</u></u>

Nueces County, Texas
Change in Fund Balance – Current YTD
Internal Service Fund
July 31, 2020

Period	Oct	Nov	Dec	Jan	Feb	Mar	Apr	May	Jun	Jul
Starting FB	2,829,695	2,721,698	2,612,868	2,912,145	2,361,847	2,118,798	2,692,189	2,958,280	822,304	995,084
Revenues	996,542	1,115,263	909,212	1,651,822	1,350,502	1,175,973	1,170,189	3,254,747	1,154,364	1,255,794
Transfers In	-	-	-	-	-	-	-	-	-	-
Expenditures	1,104,539	1,224,093	909,212	1,651,822	1,350,502	1,175,973	1,170,189	3,254,747	1,154,364	1,255,794
Transfers Out	-	-	-	-	-	-	-	-	-	-
Ending FB	2,721,698	2,612,868	2,912,145	2,361,847	2,118,798	2,692,189	2,958,280	822,304	995,084	873,268



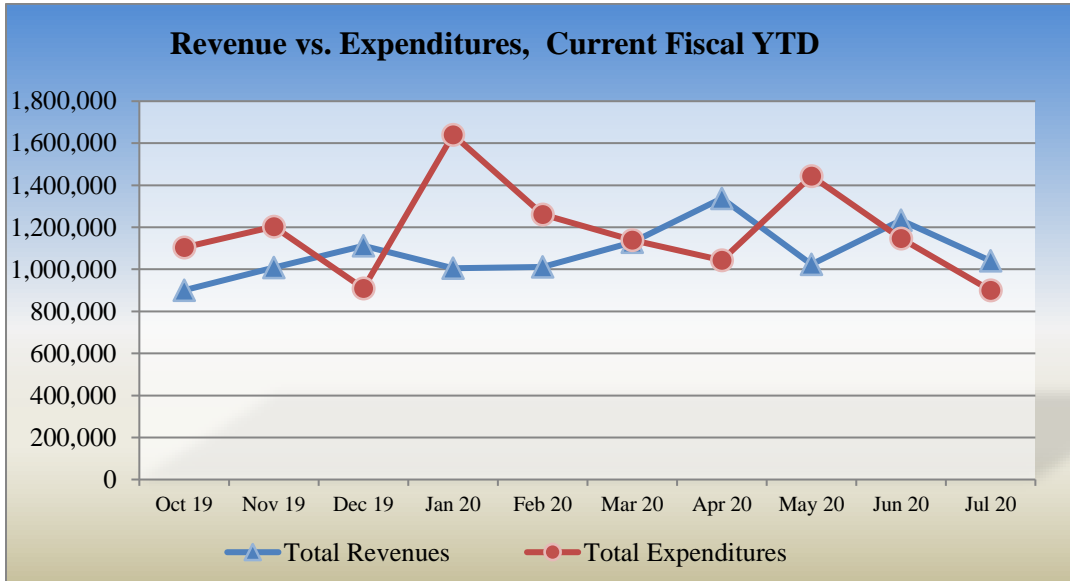
Nueces County, Texas
Comparison of Current Year to Prior Year Revenues
July 2019 vs. July 2020
Group Health

	2019 - 2020 Current Year-to-Date Actual	2018 - 2019 Prior Year-to-Date Actual	Increase (Decrease)	Current to Prior Year Percent Change
Charges for Services	\$ 10,115,712	\$ 9,672,978	\$ 442,734	5%
Interest & Investment Income	28,032	62,192	(34,160)	-55%
Other Income	648,107	222,037	426,070	192%
Refunds & Reimbursements	8,455	12,374	(3,919)	-32%
Total Revenues	<u>\$ 10,800,307</u>	<u>\$ 9,969,582</u>	<u>\$ 830,725</u>	8%

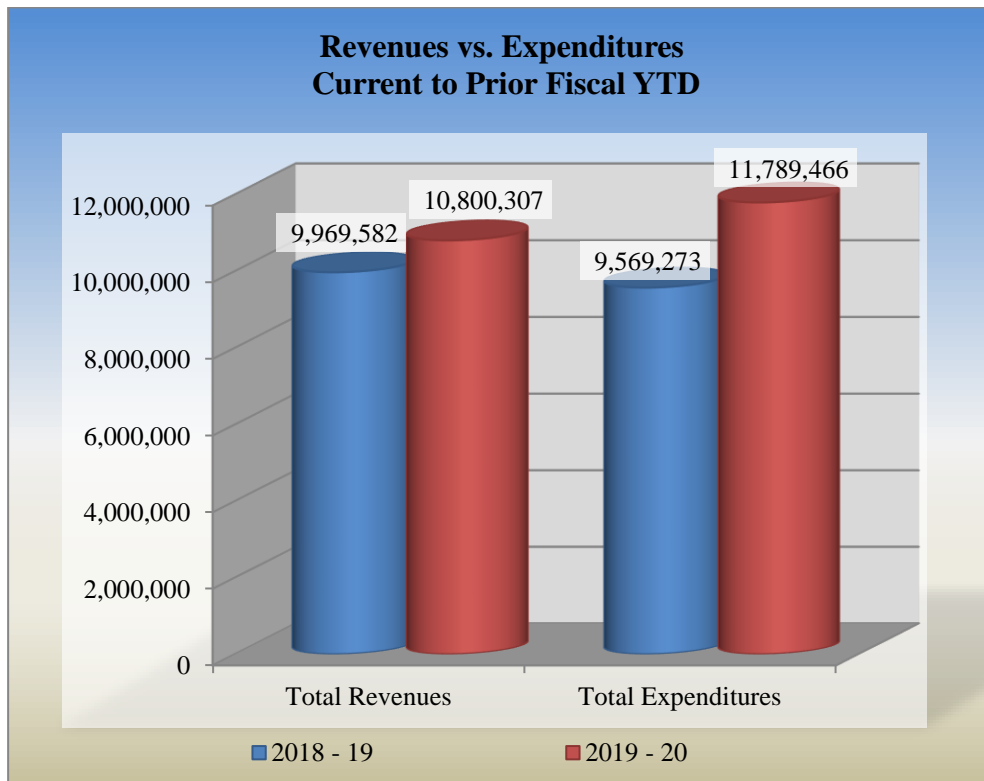
Nueces County, Texas
Comparison of Current Year to Prior Year Expenses
July 2019 vs. July 2020
Group Health

	2019 - 2020 Current Year-to-Date Actual	2018 - 2019 Prior Year-to-Date Actual	Increase (Decrease)	Current to Prior Year Percent Change
Food & Kitchen Expense	\$ 7,100	\$ -	\$ 7,100	0%
Insurance Fund Costs	809,923	506,102	303,821	60%
Other Services and Charges	501,073	442,906	58,167	13%
Professional Services	10,471,322	8,620,266	1,851,056	21%
Office Expenses & Supplies	48	-	48	0%
Total Expenses	<u>\$ 11,789,466</u>	<u>\$ 9,569,273</u>	<u>\$ 2,220,192</u>	23%
Net Income / (Loss)	<u>\$ (989,159)</u>	<u>\$ 400,309</u>	<u>\$ (1,389,467)</u>	<u>-347%</u>

**Nueces County, Texas
 Monthly and Year to Prior Year
 Comparison Charts
 Group Health Fund
 2019 - 2020 Individual Month Comparison**



Fiscal Period	Oct 19	Nov 19	Dec 19	Jan 20	Feb 20	Mar 20	Apr 20	May 20	Jun 20	Jul 20
Revenues	900,387	1,008,345	1,111,553	1,004,661	1,010,963	1,128,611	1,337,754	1,024,050	1,233,519	1,040,462
Expenditures	1,104,539	1,202,479	909,212	1,640,294	1,261,011	1,138,496	1,042,742	1,443,497	1,147,407	899,788



BUDGET STATUS
REVENUE
(Unaudited)

Nueces County, Texas
Statement of Revenues Budget to Actual
General Fund
July 31, 2020

	Original FY 2019/20 Budget	Adjusted FY 2019/20 Budget	Year to Date Activity	Remaining Balance	Percent of Budget Collected
Taxes					
Current Property Taxes	\$ 79,100,843	\$ 79,100,843	\$ 78,055,259	\$ 1,045,584	98.7%
Delinquent Property Taxes	1,410,000	1,410,000	1,030,309	379,691	73.1%
Penalties & Interest	715,000	715,000	640,526	74,474	89.6%
Other Taxes	443,000	443,000	325,769	117,231	73.5%
Fees of Office	3,974,100	3,974,100	3,121,692	852,408	78.6%
Fines and Forfeitures	1,340,000	1,340,000	1,000,783	339,217	74.7%
Licenses and Permits	120,000	120,000	106,750	13,250	89.0%
Motor Vehicle Services	4,100,000	4,100,000	3,964,319	135,681	96.7%
Intergovernmental Revenue	5,347,216	5,347,216	3,321,100	2,026,116	62.1%
Housing Inmates	300,000	300,000	448,237	(148,237)	149.4%
Charges for Services	500,000	500,000	445,535	54,465	89.1%
Investment Income	850,000	850,000	532,709	317,291	62.7%
Rental & Commissions	725,000	725,000	713,917	11,083	98.5%
Refunds & Reimbursements	155,000	155,000	188,304	(33,304)	121.5%
Sale of Printed Materials	12,000	12,000	1,864	10,136	15.5%
Other Income	119,500	119,500	59,526	59,974	49.8%
Transfers In	1,336,424	1,336,424	-	1,336,424	0.0%
Total General Fund Revenues	\$ 100,548,083	\$ 100,548,083	\$ 93,956,599	\$ 6,591,484	93.4%

Comparison of Current Year to Prior Year Revenues
General Fund
July 2019 vs July 2020

	2019-2020 Fiscal Year to Date Actual	2018-2019 Prior Year to Date Actual	Increase (Decrease)	Current to Prior Year Percentage Change
Taxes				
Current Property Taxes	\$ 78,055,259	\$ 73,181,356	\$ 4,873,903	6.7%
Delinquent Property Taxes	1,030,309	862,414	167,895	19.5%
Penalties & Interest	640,526	570,625	69,901	12.2%
Other Taxes	325,769	41,431	284,338	686.3%
Fees of Office	3,121,692	3,325,209	(203,518)	-6.1%
Fines and Forfeitures	1,000,783	1,272,742	(271,959)	-21.4%
Licenses and Permits	106,750	92,602	14,148	15.3%
Motor Vehicle Services	3,964,319	4,195,443	(231,124)	-5.5%
Intergovernmental Revenue	3,321,100	3,886,466	(565,366)	-14.5%
Housing Inmates	448,237	219,174	229,063	104.5%
Charges for Services	445,535	430,416	15,119	3.5%
Investment Income	532,709	1,054,154	(521,445)	-49.5%
Rental & Commissions	713,917	767,726	(53,809)	-7.0%
Refunds & Reimbursements	188,304	183,048	5,256	2.9%
Sale of Printed Materials	1,864	5,710	(3,846)	-67.4%
Other Income	59,526	86,566	(27,040)	-31.2%
Total General Fund Revenues	\$ 93,956,599	\$ 90,215,081	\$ 3,741,517	4.1%

Nueces County, Texas
Statement of Revenues Budget to Actual
Road and Bridge Fund
July 31, 2020

	Original FY 2019 / 20 Budget	Adjusted FY 2019 / 20 Budget	Year to Date Activity	Remaining Balance	Percent of Budget Collected
Road & Bridge					
Taxes					
Current Property Taxes	\$ 1,167,368	\$ 1,167,368	\$ 1,142,872	\$ 24,496	97.9%
Delinquent Property Taxes	23,000	23,000	15,115	7,885	65.7%
Penalties & Interest	11,000	11,000	9,723	1,277	88.4%
Other Taxes	600	600	-	600	0.0%
Licenses and Permits	7,000	7,000	-	7,000	0.0%
Motor Vehicle Services	3,260,000	3,260,000	2,443,373	816,628	75.0%
Intergovernmental Revenue	180,000	180,000	176,243	3,757	97.9%
Investment Income	18,500	18,500	24,725	(6,225)	133.6%
Refunds & Reimbursements	2,500	2,500	495,943	(493,443)	19,837.7%
Transfers In	2,620,000	2,620,000	4,974	2,615,026	0.2%
Subtotal Road & Bridge Revenues	\$ 7,289,968	\$ 7,289,968	\$ 4,313,081	\$ 2,976,887	59.2%
Engineering					
Transfers In	\$ 653,143	\$ 653,143	\$ -	\$ 653,143	0.0%
Subtotal Engineering	\$ 653,143	\$ 653,143	\$ -	\$ 653,143	0.0%
Road Right of Way					
Investment Income	\$ -	\$ -	\$ 4	\$ (4)	0.0%
Subtotal Road Right of Way	\$ -	\$ -	\$ 4	\$ (4)	
Total Road & Bridge Revenues	\$ 7,943,111	\$ 7,943,111	\$ 4,313,086	\$ 3,630,025	54.3%

Comparison of Current Year to Prior Year Revenues
Road and Bridge Fund
July 2019 vs July 2020

	2019 - 20 Fiscal Year to Date Actual	2018 - 19 Prior Year to Date Actual	Increase (Decrease)	Current to Prior Year Percentage Change
Road & Bridge				
Taxes				
Current Property Taxes	\$ 1,142,872	\$ 1,094,645	\$ 48,227	4.4%
Delinquent Property Taxes	15,115	31,705	(16,590)	-52.3%
Penalties & Interest	9,723	13,235	(3,511)	-26.5%
Other Taxes	-	9,912	(9,912)	-100.0%
Licenses and Permits	-	859	(859)	-100.0%
Motor Vehicle Services	2,443,373	2,684,869	(241,496)	-9.0%
Intergovernmental Revenue	176,243	171,611	4,631	2.7%
Investment Income	24,730	33,244	(8,515)	-25.6%
Refunds & Reimbursements	495,943	3,776	492,167	13,033.9%
Other Income	113	-	113	0.0%
Transfers In	4,974	635,841	(630,867)	-99.2%
Total Road & Bridge Revenues	\$ 4,313,086	\$ 4,679,697	\$ (366,612)	-7.8%

Nueces County, Texas
Statement of Revenues Budget to Actual
Inland and Coastal Parks
July 31, 2020

	Original FY 2019 / 20 Budget	Adjusted FY 2019 / 20 Budget	Year to Date Activity	Remaining Balance	Percent of Budget Collected
<u>Inland Parks</u>					
Investment Income	\$ 2,000	\$ 2,000	\$ 2,796	\$ (796)	139.8%
Refunds & Reimbursements	-	-	1,163	(1,163)	0.0%
Operating Transfers-In	<u>1,625,000</u>	<u>1,625,000</u>	<u>1,200,000</u>	<u>425,000</u>	73.8%
Total - Inland Parks	\$ <u>1,627,000</u>	\$ <u>1,627,000</u>	\$ <u>1,203,960</u>	\$ <u>423,040</u>	74.0%
<u>Coastal Parks</u>					
Intergovernmental Revenues	\$ 110,000	\$ 110,000	\$ 100,692	\$ 9,308	91.5%
Investment Income	9,000	9,000	12,140	(3,140)	134.9%
Rentals & Commissions	730,000	730,000	135,234	594,766	18.5%
Padre Balli Park	-	-	310,617	(310,617)	0.0%
I.B. Magee Park	35,000	35,000	56,986	(21,986)	162.8%
Refunds & Reimbursements	500	500	3,235	(2,735)	646.9%
Padre Balli-Commodity Sales	6,250	6,250	857	5,393	13.7%
Other Income	500	500	(236)	736	-47.2%
Operating Transfers-In	<u>900,000</u>	<u>900,000</u>	<u>525,000</u>	<u>375,000</u>	58.3%
Subtotal - Coastal Parks	\$ <u>2,066,250</u>	\$ <u>2,066,250</u>	\$ <u>1,144,670</u>	\$ <u>921,580</u>	55.4%
<u>Beach Improvements</u>					
Rentals & Commissions	\$ 135,000	\$ 135,000	\$ -	\$ 135,000	0.0%
Padre Balli Park	-	-	86,470	(86,470)	0.0%
I.B. McGee Park	-	-	83,067	(83,067)	0.0%
Subtotal - Beach Improvements	\$ <u>135,000</u>	\$ <u>135,000</u>	\$ <u>169,537</u>	\$ <u>(34,537)</u>	125.6%
<u>Pier Fund</u>					
Rentals & Commissions	\$ 10,000	\$ 10,000	\$ 12,241	\$ (2,241)	122.4%
Padre Balli Park	320,000	320,000	263,347	56,653	82.3%
Refunds & Reimbursements	7,500	7,500	-	7,500	0.0%
Padre Balli - Commodity Sales	32,000	32,000	21,413	10,587	66.9%
Other Income	-	-	252	(252)	0.0%
Subtotal - Pier Fund	\$ <u>369,500</u>	\$ <u>369,500</u>	\$ <u>297,254</u>	\$ <u>72,246</u>	80.4%
Total Coastal Parks	\$ <u><u>2,570,750</u></u>	\$ <u><u>2,570,750</u></u>	\$ <u><u>1,611,460</u></u>	\$ <u><u>959,290</u></u>	63%

Nueces County, Texas
Comparison of Current Year to Prior Year Revenues
Inland and Coastal Parks
July 2019 vs July 2020

	2019 - 20 Fiscal Year to Date Actual	2018 - 19 Prior Year to Date Actual	Increase (Decrease)	Current to Prior Year Percentage Change
<u>Inland Parks</u>				
Investment Income	\$ 2,796	\$ 11,613	\$ (8,816)	-76%
Operating Transfers-In	1,200,000	1,642,216	(442,216)	-27%
Refunds & Reimbursements	1,163	527	636	121%
Total - Inland Parks	\$ 1,203,960	\$ 1,654,356	\$ (450,396)	-27%
<u>Coastal Parks</u>				
Investment Income	\$ 12,140	\$ 23,137	\$ (10,998)	-48%
Rentals & Commissions	135,234	129,859	5,375	4%
Padre Balli Park	310,617	351,900	(41,283)	-12%
I.B. Magee Park	56,986	28,000	28,986	104%
Refunds & Reimbursements	3,235	15,537	(12,303)	-79%
Padre Balli-Commodity Sales	857	1,079	(222)	-21%
Sale of Assets	-	-	-	0%
Operating Transfers-In	525,000	1,422,000	(897,000)	-63%
Subtotal - Coastal Parks	\$ 1,144,670	\$ 2,297,896	\$ (1,153,226)	-50%
<u>Beach Improvements</u>				
Rentals & Commissions	\$ -	\$ -	\$ -	0%
Padre Balli Park	86,470	94,309	(7,839)	-8%
I.B. McGee Park	83,067	76,679	6,388	8%
Subtotal - Beach Improvements	\$ 169,537	\$ 170,988	\$ (1,451)	-1%
<u>Pier Fund</u>				
Rentals & Commissions	\$ 12,241	\$ 12,069	\$ 172	1%
Padre Balli Park	263,347	277,127	(13,780)	-5%
Padre Balli - Commodity Sales	21,413	18,857	2,557	14%
Other Income	252	261	(9)	-3%
Subtotal - Pier Fund	\$ 297,254	\$ 308,314	\$ (11,060)	-4%
Total Coastal Parks	\$ 1,611,460	\$ 2,777,198	\$ (1,165,738)	-42%

Nueces County, Texas
Statement of Revenues Budget to Actual
Airport Fund
July 31, 2020

	Original FY 2019 / 20 Budget	Adjusted FY 2019 / 20 Budget	Year to Date Activity	Remaining Balance	Percent of Budget Collected
4610 Investment Income	\$ 1,500	\$ 1,500	\$ 1,990	\$ (490)	133%
4711 Rent Hangar 1	1,860	1,860	1,980	(120)	106%
4712 Rent Hangar 2	1,860	1,860	1,980	(120)	106%
4713 Rent Hangar 3	1,860	1,860	1,800	60	97%
4714 Rent Hangar 4	1,860	1,860	1,800	60	97%
4715 Rent Hangar 5	1,860	1,860	2,160	(300)	116%
4716 Rent Hangar 6	1,860	1,860	1,980	(120)	106%
4717 Rent Hangar 7	1,860	1,860	1,800	60	97%
4718 Rent Hangar 8	1,860	1,860	1,899	(39)	102%
4719 Rent Hangar 9	1,860	1,860	1,980	(120)	106%
4720 Rent Hangar 10	1,860	1,860	1,980	(120)	106%
4700 Rent Hangar 11	2,700	2,700	1,750	950	65%
4701 Rent Hangar 12	2,700	2,700	3,714	(1,014)	138%
4704 Rent Hangar 13	2,700	2,700	3,000	(300)	111%
4723 Rent Hangar 14	2,700	2,700	2,750	(50)	102%
4724 Rent Hangar 15	2,700	2,700	2,500	200	93%
4731 Rent Hangar 16	2,700	2,700	2,500	200	93%
4732 Rent Hangar 17	2,700	2,700	2,500	200	93%
4733 Rent Hangar 18	2,700	2,700	2,750	(50)	102%
4734 Rent Hangar 19	2,700	2,700	2,250	450	83%
4735 Rent Hangar 20	2,700	2,700	3,000	(300)	111%
4726 Rent Hangar Space H2	-	-	9,955	(9,955)	0%
4726 Rent Hangar M1 (vacant)	1,140	1,140	-	1,140	0%
4727 Rent Hangar M2 (vacant)	1,140	1,140	-	1,140	0%
4728 Rent Hangar Space M3	11,340	11,340	11,252	88	99%
4729 Rent Hangar Space M4	1,140	1,140	1,200	(60)	105%
4730 Rent Hangar Space M5	1,140	1,140	1,320	(180)	116%
4736 Rent - Williams Hangar	13,500	13,500	9,075	4,425	67%
4709 Farmland Rent	13,950	13,950	13,114	836	94%
4710 Private Hangars (3)	3,167	3,167	-	3,167	0%
Other Service charges	300	300	-	300	0%
Commodity Sales	7,410	7,410	8,487	(1,077)	115%
Transfers In	76,080	76,080	57,060	19,020	75%
Overage (Shortage)	-	-	252	(252)	0%
Total Airport	<u>\$ 177,407</u>	<u>\$ 177,407</u>	<u>\$ 159,856</u>	<u>\$ 17,551</u>	90%

Commodity Sales Detail

4815 Aviation Fuel Sales - Cash	\$ 95
4739 Aviation Fuel Sales - Credit Card	53,907
4816 Cost of Sales	(40,329)
4831 Credit Card Sales Charges	(5,185)
Total Commodity Sales	<u>\$ 8,487</u>

BUDGET STATUS
EXPENDITURES
(Unaudited)

Nueces County, Texas
Statement of Expenditures Budget to Actual
General Fund
July 31, 2020

	Original FY 2019 / 20 Budget	Adjusted FY 2019 / 20 Budget	Year to Date Activity	Available Balance	Percent of Budget Available
General Government					
0110 General Fund Administration					
Office Expense & Supplies	\$ -	\$ -	\$ 157	\$ (157)	0.0%
Capital Outlay	-	-	-	-	0.0%
Total	\$ -	\$ -	\$ 157	\$ (157)	0.0%
1010 County Commissioner Prec 1					
Salaries	\$ 120,699	\$ 120,699	\$ 98,219	\$ 22,480	18.6%
Employee Benefits	35,695	35,695	28,941	6,754	18.9%
Other Personnel Expense	9,540	9,540	7,886	1,654	17.3%
Office Expense & Supplies	1,750	1,750	450	1,300	74.3%
Telephone & Utilities	650	650	755	(105)	-16.2%
Maintenance & Repair	150	150	-	150	100.0%
Professional Services	2,700	2,700	-	2,700	100.0%
Other Services & Charges	335	335	150	185	55.2%
Travel	1,121	1,121	-	1,121	100.0%
Total	\$ 172,640	\$ 172,640	\$ 136,401	\$ 36,239	21.0%
1020 County Commissioner Prec 2					
Salaries	\$ 130,215	\$ 130,215	\$ 107,159	\$ 23,056	17.7%
Other Salary & Supplements	1,140	1,140	921	219	19.2%
Employee Benefits	38,067	38,067	31,036	7,031	18.5%
Other Personnel Expense	9,540	9,540	7,978	1,562	16.4%
Office Expense & Supplies	2,250	2,250	1,978	272	12.1%
Telephone & Utilities	550	550	874	(324)	-58.9%
Maintenance & Repair	-	-	-	-	0.0%
Professional Services	1,200	1,200	675	525	43.8%
Other Services & Charges	355	355	300	55	15.5%
Travel	2,768	2,768	2,319	449	16.2%
Total	\$ 186,085	\$ 186,085	\$ 153,241	\$ 32,844	17.7%
1030 County Commissioner Prec 3					
Salaries	\$ 126,232	\$ 126,232	\$ 102,554	\$ 23,678	18.8%
Other Salary & Supplements	1,800	1,800	1,454	346	19.2%
Employee Benefits	49,387	49,387	40,965	8,422	17.1%
Other Personnel Expense	9,540	9,540	7,886	1,654	17.3%
Office Expense & Supplies	2,051	2,051	1,752	299	14.6%
Telephone & Utilities	550	550	598	(48)	-8.7%
Maintenance & Repair	300	300	-	300	100.0%
Professional Services	1,400	1,400	100	1,300	92.9%
Other Services & Charges	300	300	-	300	100.0%
Other Expenses	-	-	-	-	0.0%
Travel	3,100	3,100	-	3,100	100.0%
Total	\$ 194,660	\$ 194,660	\$ 155,307	\$ 39,353	20.2%

	Original FY 2019 / 20 Budget	Adjusted FY 2019 / 20 Budget	Year to Date Activity	Available Balance	Percent of Budget Available
1040 County Commissioner Prec 4					
Salaries	\$ 122,666	\$ 122,666	\$ 101,144	\$ 21,522	17.5%
Employee Benefits	28,328	28,328	22,774	5,554	19.6%
Other Personnel Expense	9,540	9,540	7,886	1,654	17.3%
Office Expense & Supplies	1,268	1,268	132	1,136	89.6%
Telephone & Utilities	550	550	335	215	39.2%
Maintenance & Repair	150	150	3,329	(3,179)	-2119.3%
Professional Services	700	700	-	700	100.0%
Other Services & Charges	355	355	300	55	15.5%
Travel	2,100	2,100	-	2,100	100.0%
Total	\$ 165,657	\$ 165,657	\$ 135,899	\$ 29,758	18.0%
1120 County Judge					
Salaries	\$ 223,931	\$ 223,931	\$ 187,827	\$ 36,104	16.1%
Salaries Overtime	-	-	-	-	0.0%
Other Salary & Supplements	15,000	15,000	12,500	2,500	16.7%
Employee Benefits	66,155	66,155	55,019	11,136	16.8%
Other Personnel Expense	9,540	9,540	7,886	1,654	17.3%
Office Expense & Supplies	2,675	2,675	10,109	(7,434)	-277.9%
Telephone & Utilities	2,000	2,000	1,439	561	28.0%
Maintenance & Repair	177	177	119	58	32.6%
Professional Services	1,500	1,500	1,225	275	18.3%
Other Services & Charges	855	855	605	250	29.2%
Travel	3,850	3,850	2,447	1,403	36.4%
Total	\$ 325,683	\$ 325,683	\$ 279,175	\$ 46,508	14.3%
1121 CCMGT Support					
Salaries	\$ 342,701	\$ 305,428	\$ 201,073	\$ 104,355	34.2%
Other Salary & Supplements	2,940	2,940	2,375	565	19.2%
Employee Benefits	109,247	109,247	71,658	37,589	34.4%
Other Personnel Expense	4,320	4,320	1,745	2,575	59.6%
Office Expense & Supplies	2,200	3,715	2,747	968	26.1%
Telephone & Utilities	1,300	1,300	947	353	27.2%
Professional Services	2,001	12,001	1,103	10,898	90.8%
Other Services & Charges	540	540	360	180	33.3%
Other Expenses	6,256	6,256	4,603	1,653	26.4%
Travel	2,997	2,997	524	2,473	82.5%
Total	\$ 474,502	\$ 448,894	\$ 287,695	\$ 161,199	35.9%

	Original FY 2019 / 20 Budget	Adjusted FY 2019 / 20 Budget	Year to Date Activity	Available Balance	Percent of Budget Available
1122 Grants Administration					
Salaries	\$ 131,726	\$ 131,726	\$ 106,027	\$ 25,699	19.5%
Other Salary & Supplements	1,140	1,140	921	219	19.2%
Employee Benefits	58,066	58,066	47,786	10,280	17.7%
Other Personnel Expense	6,480	6,480	5,234	1,246	19.2%
Office Expense & Supplies	3,155	4,397	3,467	930	21.1%
Telephone & Utilities	1,300	1,300	1,059	241	18.5%
Maintenance & Repair	220	220	-	220	100.0%
Professional Services	4,971	2,671	1,098	1,573	58.9%
Other Services & Charges	2,000	2,000	514	1,486	74.3%
Other Expenses	2,404	2,404	1,841	563	23.4%
Travel	2,200	3,258	3,258	0	0.0%
Total	\$ 213,662	\$ 213,662	\$ 171,205	\$ 42,457	19.9%
1125 Risk Management					
Salaries	\$ 115,940	\$ 117,649	\$ 93,183	\$ 24,466	20.8%
Salaries Overtime	-	102	101	1	0.9%
Other Salary & Supplements	-	630	480	150	23.8%
Employee Benefits	39,032	34,626	26,922	7,704	22.2%
Other Personnel Expense	5,760	5,760	4,652	1,108	19.2%
Office Expense & Supplies	10,050	10,050	3,048	7,002	69.7%
Food & Kitchen Expenses	-	-	1,808	(1,808)	0.0%
Telephone & Utilities	1,800	1,800	1,026	774	43.0%
Maintenance & Repair	200	98	-	98	100.0%
Professional Services	15,560	21,127	23,387	(2,260)	-10.7%
Other Services & Charges	1,800	1,800	490	1,310	72.8%
Other Expenses	1,805	1,805	1,586	219	12.1%
Travel	3,000	3,000	664	2,336	77.9%
Total	\$ 194,947	\$ 198,447	\$ 157,346	\$ 41,101	20.7%

	Original FY 2019 / 20 Budget	Adjusted FY 2019 / 20 Budget	Year to Date Activity	Available Balance	Percent of Budget Available
1130 County Attorney					
Salaries	\$ 1,114,074	\$ 1,114,074	\$ 864,865	\$ 249,209	22.4%
Salaries Overtime	-	-	34	(34)	0.0%
Other Salary & Supplements	32,323	32,323	22,311	10,012	31.0%
Employee Benefits	403,373	403,373	325,540	77,833	19.3%
Other Personnel Expense	25,500	25,500	19,949	5,551	21.8%
Office Expense & Supplies	27,500	27,500	13,653	13,847	50.4%
Telephone & Utilities	2,000	2,000	1,559	441	22.1%
Maintenance & Repair	800	800	120	680	85.0%
Professional Services	24,795	26,433	16,303	10,130	38.3%
Other Services & Charges	4,300	4,300	3,275	1,026	23.8%
Other Expenses	10,193	10,193	7,818	2,375	23.3%
Travel	3,600	3,600	384	3,216	89.3%
Total	\$ 1,648,458	\$ 1,650,096	\$ 1,275,810	\$ 374,286	22.7%
1160 County Clerk					
Salaries	\$ 525,661	\$ 525,661	\$ 364,196	\$ 161,465	30.7%
Salaries Overtime	3,000	3,000	3,301	(301)	-10.0%
Other Salary & Supplements	6,360	6,360	3,671	2,689	42.3%
Employee Benefits	209,651	209,651	173,459	36,192	17.3%
Other Personnel Expense	8,604	8,604	6,224	2,380	27.7%
Office Expense & Supplies	22,402	22,402	10,529	11,873	53.0%
Telephone & Utilities	2,050	2,050	913	1,137	55.5%
Maintenance & Repair	750	750	-	750	100.0%
Professional Services	2,700	2,700	1,000	1,700	63.0%
Other Services & Charges	7,913	7,913	5,338	2,576	32.5%
Other Expenses	12,996	12,996	9,669	3,327	25.6%
Travel	4,000	4,000	1,900	2,100	52.5%
Total	\$ 806,087	\$ 806,087	\$ 580,200	\$ 225,887	28.0%

	Original FY 2019 / 20 Budget	Adjusted FY 2019 / 20 Budget	Year to Date Activity	Available Balance	Percent of Budget Available
1170 County Clerk Treasury					
Salaries	\$ 198,453	\$ 198,453	\$ 152,793	\$ 45,660	23.0%
Salaries Overtime	6,000	6,000	741	5,259	87.6%
Other Salary & Supplements	2,040	2,040	1,648	392	19.2%
Employee Benefits	92,080	92,080	74,731	17,349	18.8%
Other Personnel Expense	1,080	1,080	872	208	19.2%
Office Expense & Supplies	25,926	25,926	7,423	18,503	71.4%
Telephone & Utilities	600	600	335	265	44.2%
Maintenance & Repair	2,750	2,750	1,870	880	32.0%
Professional Services	1,400	1,400	-	1,400	100.0%
Other Services & Charges	37,430	37,430	21,403	16,027	42.8%
Other Expenses	3,860	3,860	2,953	907	23.5%
Travel	1,800	1,800	-	1,800	100.0%
Total	\$ 373,419	\$ 373,419	\$ 264,768	\$ 108,651	29.1%
1180 County Clerk Collections					
Salaries	\$ 197,059	\$ 197,059	\$ 129,032	\$ 68,027	34.5%
Salaries Overtime	6,000	6,000	2,932	3,068	51.1%
Other Salary & Supplements	1,200	1,200	969	231	19.2%
Employee Benefits	92,096	92,096	67,172	24,924	27.1%
Office Expense & Supplies	11,200	11,200	2,975	8,225	73.4%
Maintenance & Repair	5,000	5,000	1,132	3,868	77.4%
Professional Services	16,464	16,464	14,661	1,803	11.0%
Other Services & Charges	706	706	358	349	49.4%
Other Expenses	3,960	3,960	2,952	1,008	25.4%
Travel	1,000	1,000	-	1,000	100.0%
Total	\$ 334,685	\$ 334,685	\$ 222,184	\$ 112,501	33.6%

	Original FY 2019 / 20 Budget	Adjusted FY 2019 / 20 Budget	Year to Date Activity	Available Balance	Percent of Budget Available
1190 County Clerk Elections					
Salaries	\$ 181,834	\$ 181,834	\$ 136,532	\$ 45,302	24.9%
Salaries Overtime	14,000	14,000	11,614	2,386	17.0%
Other Salary & Supplements	5,662	5,662	1,907	3,755	66.3%
Employee Benefits	76,226	76,226	56,336	19,890	26.1%
Other Personnel Expense	3,504	3,504	388	3,116	88.9%
Office Expense & Supplies	28,603	28,303	7,925	20,378	72.0%
Food & Kitchen Expenses	750	750	649	101	13.5%
Telephone & Utilities	35,175	35,175	7,273	27,902	79.3%
Maintenance & Repair	25,000	25,000	5,334	19,666	78.7%
Professional Services	227,683	227,683	18,690	208,993	91.8%
Other Services & Charges	312,316	316,394	135,709	180,685	57.1%
Other Expenses	100	400	232	168	42.1%
Travel	5,000	922	-	922	100.0%
Capital Outlay	17,500	17,500	-	17,500	100.0%
Total	\$ 933,353	\$ 933,353	\$ 382,587	\$ 550,766	59.0%
1200 Tax Assessor - Collector					
Salaries	\$ 2,252,531	\$ 2,252,531	\$ 1,743,257	\$ 509,274	22.6%
Salaries Overtime	2,500	2,500	254	2,246	89.8%
Other Salary & Supplements	57,180	57,180	50,011	7,169	12.5%
Employee Benefits	1,001,691	1,001,691	851,976	149,715	14.9%
Other Personnel Expense	11,340	11,340	9,339	2,001	17.6%
Office Expense & Supplies	202,115	202,115	124,153	77,962	38.6%
Telephone & Utilities	650	650	413	237	36.4%
Maintenance & Repair	4,500	4,500	1,074	3,426	76.1%
Professional Services	26,177	26,177	18,722	7,455	28.5%
Other Services & Charges	30,700	30,700	21,282	9,418	30.7%
Other Expenses	22,032	22,032	12,811	9,221	41.9%
Travel	19,011	19,011	8,077	10,934	57.5%
Total	\$ 3,630,427	\$ 3,630,427	\$ 2,841,369	\$ 789,058	21.7%

	Original FY 2019 / 20 Budget	Adjusted FY 2019 / 20 Budget	Year to Date Activity	Available Balance	Percent of Budget Available
1240 Information Technology					
Salaries	\$ 1,241,916	\$ 1,241,916	\$ 971,358	\$ 270,558	21.8%
Salaries Overtime	500	2,500	2,373	127	5.1%
Other Salary & Supplements	12,240	12,240	4,777	7,463	61.0%
Employee Benefits	446,296	446,296	363,939	82,357	18.5%
Other Personnel Expense	2,160	2,160	1,745	415	19.2%
Office Expense & Supplies	18,050	11,050	4,614	6,436	58.2%
Telephone & Utilities	548,909	548,909	199,001	349,908	63.7%
Maintenance & Repair	402,000	342,107	226,202	115,905	33.9%
Professional Services	819,000	883,893	720,087	163,806	18.5%
Other Services & Charges	812	812	518	295	36.3%
Travel	6,000	6,000	1,065	4,935	82.2%
Total	\$ 3,497,883	\$ 3,497,883	\$ 2,495,678	\$ 1,002,205	28.7%
1245 Human Resources					
Salaries	\$ 309,629	\$ 309,629	\$ 242,942	\$ 66,687	21.5%
Other Salary & Supplements	2,940	2,940	2,617	323	11.0%
Employee Benefits	109,484	109,484	89,445	20,039	18.3%
Other Personnel Expense	2,880	2,880	2,326	554	19.2%
Office Expense & Supplies	2,800	2,800	1,743	1,057	37.8%
Telephone & Utilities	650	650	796	(146)	-22.5%
Professional Services	45,200	45,200	41,679	3,521	7.8%
Other Expenses	4,195	4,195	3,163	1,032	24.6%
Travel	2,000	2,000	957	1,043	52.2%
Total	\$ 479,778	\$ 479,778	\$ 392,038	\$ 87,740	18.3%

	Original FY 2019 / 20 Budget	Adjusted FY 2019 / 20 Budget	Year to Date Activity	Available Balance	Percent of Budget Available
1250 County Auditor					
Salaries	\$ 1,205,734	\$ 1,205,734	\$ 917,933	\$ 287,801	23.9%
Salaries Overtime	5,000	7,000	5,280	1,720	24.6%
Other Salary & Supplements	15,320	29,120	18,340	10,780	37.0%
Employee Benefits	497,965	495,965	411,762	84,203	17.0%
Other Personnel Expense	2,160	2,160	1,745	415	19.2%
Office Expense & Supplies	22,000	22,000	18,241	3,759	17.1%
Telephone & Utilities	6,000	6,000	3,548	2,452	40.9%
Maintenance & Repair	750	750	-	750	100.0%
Professional Services	384,000	379,000	288,706	90,294	23.8%
Other Services & Charges	7,685	7,685	6,038	1,647	21.4%
Other Expenses	16,520	16,520	11,418	5,102	30.9%
Travel	15,000	6,200	5,238	962	15.5%
Total	\$ 2,178,134	\$ 2,178,134	\$ 1,688,249	\$ 489,885	22.5%
1270 County Purchasing					
Salaries	\$ 407,118	\$ 407,118	\$ 311,745	\$ 95,373	23.4%
Salaries Overtime	1,000	1,000	138	862	86.2%
Other Salary & Supplements	3,540	3,540	1,696	1,844	52.1%
Employee Benefits	172,989	172,989	138,817	34,172	19.8%
Other Personnel Expense	2,880	2,880	2,326	554	19.2%
Office Expense & Supplies	12,425	12,425	10,846	1,579	12.7%
Inventory Adjustment	-	-	200	(200)	0.0%
Food & Kitchen Expense	300	300	-	300	100.0%
Telephone & Utilities	3,635	3,635	3,011	624	17.2%
Maintenance & Repair	6,050	6,050	2,430	3,620	59.8%
Professional Services	1,500	1,500	-	1,500	100.0%
Other Services & Charges	15,399	15,399	7,000	8,399	54.5%
Other Expenses	10,821	10,821	5,709	5,112	47.2%
Travel	1,500	1,500	-	1,500	100.0%
Total	\$ 639,157	\$ 639,157	\$ 483,919	\$ 155,238	24.3%

	Original FY 2019 / 20 Budget	Adjusted FY 2019 / 20 Budget	Year to Date Activity	Available Balance	Percent of Budget Available
1275 Veterans' Service					
Salaries	\$ 80,995	\$ 80,995	\$ 64,413	\$ 16,582	20.5%
Salaries Overtime	-	350	264	86	24.5%
Employee Benefits	34,007	34,007	22,848	11,159	32.8%
Other Personnel Expense	2,520	2,520	2,036	484	19.2%
Office Expense & Supplies	3,150	2,800	2,030	770	27.5%
Maintenance & Repair	200	200	-	200	100.0%
Other Services & Charges	20,372	20,372	16,892	3,480	17.1%
Other Expenses	2,454	2,454	1,317	1,137	46.3%
Travel	2,000	2,000	614	1,386	69.3%
Total	\$ 146,328	\$ 146,328	\$ 111,131	\$ 35,197	24.1%
1280 Employees' Benefits					
Employee Benefits	\$ 52,276	\$ 52,276	\$ (367)	\$ 52,643	100.7%
Office Expense & Supplies	1,250	1,250	476	774	62.0%
Food & Kitchen Expenses	700	700	-	700	100.0%
Professional Services	133,260	133,260	77,445	55,815	41.9%
Other Services & Charges	14,000	14,000	3,516	10,484	74.9%
Other Expenses	1,500	1,500	-	1,500	100.0%
Total	\$ 202,986	\$ 202,986	\$ 81,070	\$ 121,916	60.1%
1285 General Administration					
Office Expense & Supplies	\$ 4,300	\$ 4,300	\$ 739	\$ 3,561	82.8%
Food & Kitchen Expenses	500	2,500	2,820	(320)	-12.8%
Maintenance & Repair	-	-	2,387	(2,387)	0.0%
Professional Services	457,350	517,350	411,800	105,550	20.4%
Special Personnel Services	-	-	4,538	(4,538)	0.0%
Reserve Appropriations	3,900,000	3,882,407	-	3,882,407	100.0%
Other Services & Charges	1,385,610	1,351,218	1,022,469	328,749	24.3%
Other Expenses	7,070	7,070	5,302	1,768	25.0%
Travel	13,000	13,000	11,248	1,752	13.5%
Total	\$ 5,767,830	\$ 5,777,845	\$ 1,461,302	\$ 4,316,543	74.7%
Total General Government	\$ 22,566,361	\$ 22,555,906	\$ 13,756,731	\$ 8,799,175	39.0%

	Original FY 2019 / 20 Budget	Adjusted FY 2019 / 20 Budget	Year to Date Activity	Available Balance	Percent of Budget Available
Buildings & Facilities					
1400 General Repairs - Building					
Salaries	\$ 66,269	\$ 66,269	\$ 35,543	\$ 30,726	46.4%
Salaries Overtime	3,500	3,500	-	3,500	100.0%
Other Salary & Supplements	900	900	-	900	100.0%
Employee Benefits	24,144	24,144	9,151	14,993	62.1%
Office Expense & Supplies	-	-	-	-	0.0%
Maintenance & Repair	3,493	3,493	235	3,258	93.3%
Total	\$ 98,306	\$ 98,306	\$ 44,929	\$ 53,377	54.3%
1440 Ronnie H. Polston Bldg					
Salaries	\$ 31,741	\$ 31,741	\$ 24,862	\$ 6,879	21.7%
Employee Benefits	15,515	15,515	12,942	2,573	16.6%
Office Expense & Supplies	845	1,445	928	517	35.8%
Telephone & Utilities	20,366	20,366	7,962	12,404	60.9%
Maintenance & Repair	645	645	30	615	95.4%
Total	\$ 69,112	\$ 69,712	\$ 46,723	\$ 22,989	33.0%
1450 Bill Bode County Building					
Salaries	\$ 34,798	\$ 34,798	\$ 26,313	\$ 8,485	24.4%
Other Salary & Supplements	840	840	679	161	19.2%
Employee Benefits	18,196	18,196	14,278	3,918	21.5%
Office Expense & Supplies	840	840	260	580	69.0%
Telephone & Utilities	19,300	19,300	7,658	11,642	60.3%
Maintenance & Repair	200	200	52	148	74.1%
Total	\$ 74,174	\$ 74,174	\$ 49,239	\$ 24,935	33.6%
1460 Robert N. Barnes Juv. Facility					
Telephone & Utilities	\$ 265,857	\$ 265,857	\$ 175,568	\$ 90,289	34.0%
Maintenance & Repair	1,045	1,045	395	650	62.2%
Other Services & Charges	500	500	-	500	100.0%
Total	\$ 267,402	\$ 267,402	\$ 175,963	\$ 91,439	34.2%
1465 Broadway Warehouse					
Telephone & Utilities	\$ 6,950	\$ 6,950	\$ 5,321	\$ 1,629	23.4%
Maintenance & Repair	223	223	-	223	100.0%
Total	\$ 7,173	\$ 7,173	\$ 5,321	\$ 1,852	25.8%

	Original FY 2019 / 20 Budget	Adjusted FY 2019 / 20 Budget	Year to Date Activity	Available Balance	Percent of Budget Available
1470 Records Management Department					
Salaries	\$ 227,490	\$ 227,490	\$ 180,134	\$ 47,356	20.8%
Salaries Overtime	-	-	-	-	0.0%
Other Salary & Supplements	36,780	36,780	30,007	6,773	18.4%
Employee Benefits	95,016	95,016	78,898	16,118	17.0%
Office Expense & Supplies	4,500	4,500	1,827	2,673	59.4%
Telephone & Utilities	25,496	25,496	11,977	13,519	53.0%
Maintenance & Repair	28,000	28,000	19,671	8,329	29.7%
Other Services & Charges	216,312	216,312	192,239	24,073	11.1%
Other Expenses	2,459	2,459	1,875	584	23.7%
Travel	900	900	-	900	100.0%
Total	\$ 636,953	\$ 636,953	\$ 516,630	\$ 120,323	18.9%
1490 CSCD Cook Building					
Office Expense & Supplies	17,000	22,000	15,417	6,583	29.9%
Telephone & Utilities	76,414	72,414	41,066	31,348	43.3%
Maintenance & Repair	2,626	2,626	688	1,938	73.8%
Other Services & Charges	67,800	67,800	62,119	5,681	8.4%
Other Expenses	13,357	13,357	10,245	3,112	23.3%
Total	\$ 177,197	\$ 178,197	\$ 129,536	\$ 48,661	27.3%
1500 Mechanical Maintenance					
Salaries	\$ 406,910	\$ 406,910	\$ 212,077	\$ 194,833	47.9%
Salaries Overtime	10,000	11,000	10,611	389	3.5%
Other Salary & Supplements	2,220	2,220	3,457	(1,237)	-55.7%
Employee Benefits	178,433	178,433	119,904	58,529	32.8%
Other Personnel Expense	2,000	2,000	-	2,000	100.0%
Office Expense & Supplies	3,500	3,500	431	3,069	87.7%
Telephone & Utilities	1,280,000	1,280,000	681,396	598,604	46.8%
Maintenance & Repair	10,500	14,000	5,169	8,831	63.1%
Professional Services	10,359	10,359	6,338	4,021	38.8%
Other Services & Charges	1,500	1,500	240	1,260	84.0%
Total	\$ 1,905,422	\$ 1,909,922	\$ 1,039,623	\$ 870,299	45.6%

	Original FY 2019 / 20 Budget	Adjusted FY 2019 / 20 Budget	Year to Date Activity	Available Balance	Percent of Budget Available
1510 Agua Dulce Building					
Salaries	\$ 15,423	\$ 15,423	\$ 12,093	\$ 3,330	21.6%
Employee Benefits	9,434	9,434	8,199	1,235	13.1%
Office Expense & Supplies	1,077	1,077	172	905	84.0%
Telephone & Utilities	21,570	21,570	14,522	7,048	32.7%
Maintenance & Repair	300	300	-	300	100.0%
Total	<u>\$ 47,804</u>	<u>\$ 47,804</u>	<u>\$ 34,987</u>	<u>\$ 12,817</u>	26.8%
1520 Bishop Building					
Office Expense & Supplies	900	1,200	1,087	113	9.4%
Telephone & Utilities	45,000	45,000	21,863	23,137	51.4%
Maintenance & Repair	322	322	142	180	55.9%
Total	<u>\$ 46,222</u>	<u>\$ 46,522</u>	<u>\$ 23,092</u>	<u>\$ 23,430</u>	50.4%
1530 Port Aransas Building					
Salaries	\$ 15,111	\$ 15,111	\$ 11,921	\$ 3,190	21.1%
Employee Benefits	3,688	3,688	3,031	657	17.8%
Office Expense & Supplies	1,050	1,050	175	875	83.3%
Telephone & Utilities	20,301	20,301	633	19,668	96.9%
Maintenance & Repair	78	78	-	78	100.0%
Other Services & Charges	-	-	-	-	0.0%
Total	<u>\$ 40,228</u>	<u>\$ 40,228</u>	<u>\$ 15,760</u>	<u>\$ 24,468</u>	60.8%
1540 Johnny S. Calderon Co. Bldg					
Salaries	\$ 94,765	\$ 94,765	\$ 75,427	\$ 19,338	20.4%
Other Salary & Supplements	1,500	1,500	1,211	289	19.2%
Employee Benefits	51,661	51,661	43,788	7,873	15.2%
Office Expense & Supplies	2,800	3,400	2,567	833	24.5%
Telephone & Utilities	105,235	105,235	42,137	63,098	60.0%
Maintenance & Repair	1,027	1,027	536	491	47.8%
Other Services & Charges	100	100	72	28	28.2%
Total	<u>\$ 257,088</u>	<u>\$ 257,688</u>	<u>\$ 165,738</u>	<u>\$ 91,950</u>	35.7%

	Original FY 2019 / 20 Budget	Adjusted FY 2019 / 20 Budget	Year to Date Activity	Available Balance	Percent of Budget Available
1545 Keach Library Building					
Salaries	\$ 31,907	\$ 31,907	\$ 26,125	\$ 5,782	18.1%
Other Salary & Supplements	1,800	1,800	1,454	346	19.2%
Employee Benefits	16,022	16,022	13,833	2,189	13.7%
Office Expense & Supplies	2,000	2,600	2,040	560	21.5%
Telephone & Utilities	173,788	173,788	55,439	118,349	68.1%
Maintenance & Repair	144	644	378	266	41.2%
Other Expenses	-	-	200	(200)	0.0%
Total	\$ 225,661	\$ 226,761	\$ 99,470	\$ 127,291	56.1%
1550 Agriculture Bldg - Robstown					
Telephone & Utilities	\$ 11,500	\$ 11,500	\$ 1,561	\$ 9,939	86.4%
Maintenance & Repair	17,100	17,100	-	17,100	100.0%
Other Services & Charges	306	306	250	56	18.3%
Total	\$ 28,906	\$ 28,906	\$ 1,811	\$ 27,095	93.7%
1565 Medical Examiner Building					
Office Expense & Supplies	\$ 150	\$ 150	\$ -	\$ 150	100.0%
Telephone & Utilities	26,985	26,985	12,432	14,553	53.9%
Maintenance & Repair	258	858	439	419	48.8%
Total	\$ 27,393	\$ 27,993	\$ 12,871	\$ 15,122	54.0%
1570 Building Superintendent					
Salaries	\$ 374,078	\$ 374,078	\$ 304,587	\$ 69,491	18.6%
Salaries Overtime	-	2,057	557	1,500	72.9%
Other Salary & Supplements	3,120	3,120	2,795	325	10.4%
Employee Benefits	147,020	147,020	133,949	13,071	8.9%
Other Personnel Expense	8,648	8,648	6,985	1,663	19.2%
Office Expense & Supplies	2,122	12,622	7,818	4,804	38.1%
Telephone & Utilities	8,200	8,200	7,158	1,042	12.7%
Maintenance & Repair	2,111,000	2,047,943	1,421,533	626,410	30.6%
Professional Services	19,061	27,061	13,206	13,855	51.2%
Other Services & Charges	713,297	721,297	597,260	124,037	17.2%
Other Expenses	2,658	2,658	2,016	642	24.1%
Travel	1,000	1,000	-	1,000	100.0%
Total	\$ 3,390,204	\$ 3,355,704	\$ 2,497,863	\$ 857,841	25.6%

	Original FY 2019 / 20 Budget	Adjusted FY 2019 / 20 Budget	Year to Date Activity	Available Balance	Percent of Budget Available
1580 Welfare Bldg - Robstown					
Office Expense & Supplies	\$ 673	\$ 1,173	\$ 572	\$ 601	\$ 51.2%
Telephone & Utilities	20,866	20,866	5,647	15,219	72.9%
Maintenance & Repair	373	373	-	373	100.0%
Total	\$ 21,912	\$ 22,412	\$ 6,219	\$ 16,193	72.3%
1590 Hilltop Facility					
Salaries	\$ 72,810	\$ 72,810	\$ 51,213	\$ 21,597	29.7%
Other Salary & Supplements	840	840	1,163	(323)	-38.5%
Employee Benefits	35,656	35,656	28,431	7,225	20.3%
Office Expense & Supplies	6,000	6,000	2,044	3,956	65.9%
Telephone & Utilities	36,498	36,498	20,169	16,329	44.7%
Maintenance & Repair	40,500	40,500	20,299	20,201	49.9%
Professional Services	-	-	-	-	0.0%
Other Services & Charges	12,306	12,306	4,489	7,817	63.5%
Total	\$ 204,610	\$ 204,610	\$ 127,808	\$ 76,802	37.5%
1600 Precinct III Yard Buildings					
Office Expense & Supplies	\$ 390	\$ 1,690	\$ 810	\$ 880	52.1%
Telephone & Utilities	17,000	17,000	5,646	11,354	66.8%
Maintenance & Repair	391	1,891	265	1,626	86.0%
Total	\$ 17,781	\$ 20,581	\$ 6,721	\$ 13,860	67.3%
1740 McKenzie Jail Annex					
Salaries	\$ 111,301	\$ 111,301	\$ 75,572	\$ 35,729	32.1%
Salaries Overtime	1,584	1,584	-	1,584	100.0%
Employee Benefits	47,172	47,172	36,815	10,357	22.0%
Office Expense & Supplies	200	700	438	262	37.4%
Telephone & Utilities	615,763	615,763	375,669	240,094	39.0%
Maintenance & Repair	5,500	8,500	6,907	1,593	18.7%
Professional Services	-	-	-	-	0.0%
Other Services & Charges	1,806	20,806	15,983	4,823	23.2%
Total	\$ 783,326	\$ 805,826	\$ 511,384	\$ 294,442	36.5%

	Original FY 2019 / 20 Budget	Adjusted FY 2019 / 20 Budget	Year to Date Activity	Available Balance	Percent of Budget Available
1760 Robstown Community Building					
Office Expense & Supplies	\$ 765	\$ 765	\$ 635	\$ 130	17.1%
Telephone & Utilities	40,305	40,305	15,291	25,014	62.1%
Maintenance & Repair	34,000	34,000	9,946	24,054	70.7%
Other Services & Charges	5,000	5,000	3,045	1,955	39.1%
Total	\$ 80,070	\$ 80,070	\$ 28,916	\$ 51,154	63.9%
1770 Sr Community Services Bldgs.					
Office Expense & Supplies	\$ 500	\$ 500	\$ 371	\$ 129	25.9%
Telephone & Utilities	34,247	34,247	20,175	14,072	41.1%
Maintenance & Repair	24,700	24,700	8,848	15,852	64.2%
Other Services & Charges	4,000	4,000	1,274	2,726	68.2%
Total	\$ 63,447	\$ 63,447	\$ 30,668	\$ 32,779	51.7%
1780 David Berlanga, Sr. Bldg					
Office Expense & Supplies	\$ 500	\$ 500	\$ 340	\$ 160	32.1%
Telephone & Utilities	20,331	20,331	10,606	9,725	47.8%
Maintenance & Repair	9,100	9,100	725	8,375	92.0%
Other Services & Charges	1,760	1,760	503	1,257	71.4%
Total	\$ 31,691	\$ 31,691	\$ 12,175	\$ 19,516	61.6%
Total Buildings & Facilities	\$ 8,502,082	\$ 8,502,082	\$ 5,583,448	\$ 2,918,634	34.3%
Administration of Justice					
3110 County Court at Law 1					
Salaries	\$ 366,529	\$ 366,529	\$ 306,610	\$ 59,919	16.3%
Other Salary & Supplements	7,220	7,220	4,192	3,028	41.9%
Employee Benefits	126,799	126,799	114,488	12,311	9.7%
Office Expense & Supplies	3,965	3,965	2,122	1,843	46.5%
Telephone & Utilities	-	-	567	(567)	0.0%
Maintenance & Repair	500	500	119	381	76.1%
Professional Services	1,685	1,696	2,196	(500)	-29.5%
Special Personnel Services	192,500	192,500	78,992	113,508	59.0%
Other Services & Charges	2,355	2,355	1,800	555	23.6%
Other Expenses	3,296	3,296	2,529	767	23.3%
Travel	1,000	1,000	-	1,000	100.0%
Total	\$ 705,849	\$ 705,860	\$ 513,614	\$ 192,246	27.2%

	Original FY 2019 / 20 Budget	Adjusted FY 2019 / 20 Budget	Year to Date Activity	Available Balance	Percent of Budget Available
3120 County Court at Law 2					
Salaries	\$ 359,790	\$ 359,790	\$ 301,693	\$ 58,097	16.1%
Other Salary & Supplements	3,140	3,140	921	2,219	70.7%
Employee Benefits	112,332	112,332	91,803	20,529	18.3%
Office Expense & Supplies	5,000	5,000	2,699	2,301	46.0%
Telephone & Utilities	-	-	375	(375)	0.0%
Maintenance & Repair	500	500	119	381	76.1%
Professional Services	900	900	930	(30)	-3.3%
Special Personnel Services	192,500	192,500	84,553	107,947	56.1%
Other Services & Charges	2,355	2,355	2,035	320	13.6%
Other Expenses	4,550	4,550	3,502	1,048	23.0%
Travel	1,000	1,000	-	1,000	100.0%
Total	\$ 682,067	\$ 682,067	\$ 488,630	\$ 193,437	28.4%
3130 County Court at Law 3					
Salaries	\$ 340,811	\$ 340,811	\$ 278,815	\$ 61,997	18.2%
Salaries Overtime	-	-	3,291	(3,291)	0.0%
Other Salary & Supplements	4,340	4,340	1,478	2,862	65.9%
Employee Benefits	108,374	108,374	92,868	15,506	14.3%
Office Expense & Supplies	3,765	3,765	1,504	2,261	60.1%
Telephone & Utilities	-	-	375	(375)	0.0%
Maintenance & Repair	500	500	119	381	76.1%
Professional Services	1,685	1,696	596	1,100	64.8%
Special Personnel Services	192,800	192,800	84,085	108,715	56.4%
Other Services & Charges	2,355	2,355	1,965	390	16.6%
Other Expenses	4,620	4,620	3,502	1,118	24.2%
Travel	1,000	1,000	-	1,000	100.0%
Total	\$ 660,250	\$ 660,261	\$ 468,598	\$ 191,663	29.0%

	Original FY 2019 / 20 Budget	Adjusted FY 2019 / 20 Budget	Year to Date Activity	Available Balance	Percent of Budget Available
3140 County Court at Law 4					
Salaries	\$ 337,618	\$ 337,618	\$ 276,799	\$ 60,819	18.0%
Other Salary & Supplements	3,710	3,710	1,599	2,111	56.9%
Employee Benefits	99,718	99,718	79,677	20,041	20.1%
Office Expense & Supplies	3,965	3,965	2,042	1,923	48.5%
Telephone & Utilities	-	-	375	(375)	0.0%
Maintenance & Repair	500	500	119	381	76.1%
Professional Services	1,685	1,696	2,405	(709)	-41.8%
Special Personnel Services	192,800	192,800	86,492	106,308	55.1%
Other Services & Charges	2,495	2,495	1,910	585	23.4%
Other Expenses	3,296	3,296	2,529	767	23.3%
Travel	1,000	1,000	672	328	32.8%
Total	\$ 646,787	\$ 646,798	\$ 454,621	\$ 192,177	29.7%
3150 County Court at Law 5					
Salaries	\$ 431,590	\$ 431,590	\$ 320,528	\$ 111,062	25.7%
Other Salary & Supplements	2,000	2,000	17,889	(15,889)	-794.4%
Employee Benefits	132,467	132,467	101,722	30,745	23.2%
Office Expense & Supplies	5,500	5,500	5,322	178	3.2%
Telephone & Utilities	-	-	567	(567)	0.0%
Maintenance & Repair	500	500	119	381	76.1%
Professional Services	2,500	2,500	3,576	(1,076)	-43.0%
Special Personnel Services	531,500	531,500	530,703	797	0.1%
Other Services & Charges	2,745	2,745	2,204	541	19.7%
Other Expenses	4,270	4,270	3,242	1,028	24.1%
Travel	1,300	1,300	59	1,241	95.5%
Total	\$ 1,114,372	\$ 1,114,372	\$ 985,931	\$ 128,441	11.5%
3200 Legal Aid					
Salaries	\$ 60,486	\$ 60,486	\$ 48,854	\$ 11,632	19.2%
Employee Benefits	13,588	13,588	10,744	2,844	20.9%
Office Expense & Supplies	3,792	3,792	2,553	1,239	32.7%
Other Services & Charges	25,000	25,000	25,000	-	0.0%
Total	\$ 102,866	\$ 102,866	\$ 87,152	\$ 15,714	15.3%

	Original FY 2019 / 20 Budget	Adjusted FY 2019 / 20 Budget	Year to Date Activity	Available Balance	Percent of Budget Available
3250 Magistrate/ DWI Drug Court					
Salaries	\$ 91,260	\$ 91,260	\$ 98,017	\$ (6,757)	-7.4%
Other Salary & Supplements	1,920	1,920	-	1,920	100.0%
Employee Benefits	20,511	20,511	23,139	(2,628)	-12.8%
Office Expense & Supplies	2,650	2,650	4,196	(1,546)	-58.3%
Professional Services	1,200	1,200	-	1,200	100.0%
Special Personnel Services	3,000	3,000	-	3,000	100.0%
Other Services & Charges	2,200	2,200	315	1,885	85.7%
Other Expenses	6,667	6,667	5,067	1,600	24.0%
Travel	3,000	3,000	-	3,000	100.0%
Total	\$ 132,408	\$ 132,408	\$ 130,734	\$ 1,674	1.3%
3300 Court Administration					
Salaries	\$ 419,224	\$ 419,224	\$ 328,713	\$ 90,511	21.6%
Other Salary & Supplements	5,960	8,960	7,745	1,215	13.6%
Employee Benefits	165,813	165,813	138,665	27,148	16.4%
Other Personnel Expense	131,000	131,000	90,740	40,260	30.7%
Office Expense & Supplies	5,600	5,200	1,955	3,245	62.4%
Food & Kitchen Expenses	2,000	2,000	941	1,059	53.0%
Telephone & Utilities	-	400	375	25	6.2%
Maintenance & Repair	1,000	1,000	-	1,000	100.0%
Professional Services	500	500	-	500	100.0%
Special Personnel Services	267,500	259,987	10,246	249,741	96.1%
Other Services & Charges	53,270	53,270	45,283	7,987	15.0%
Other Expenses	3,470	3,470	2,557	913	26.3%
Travel	2,600	2,600	1,928	672	25.8%
Total	\$ 1,057,937	\$ 1,053,424	\$ 629,148	\$ 424,276	40.3%

	Original FY 2019 / 20 Budget	Adjusted FY 2019 / 20 Budget	Year to Date Activity	Available Balance	Percent of Budget Available
3305 Title IV-D Court					
Salaries	\$ 135,595	\$ 135,595	\$ 108,575	\$ 27,020	19.9%
Other Salary & Supplements	1,800	1,800	1,454	346	19.2%
Employee Benefits	50,683	50,683	47,667	3,016	6.0%
Office Expense & Supplies	1,370	1,370	462	908	66.2%
Telephone & Utilities	-	-	375	(375)	0.0%
Maintenance & Repair	250	250	119	131	52.3%
Professional Services	1,035	1,045	795	250	23.9%
Other Services & Charges	300	300	-	300	100.0%
Total	\$ 191,033	\$ 191,043	\$ 159,447	\$ 31,596	16.5%
3310 28th District Court					
Salaries	\$ 183,123	\$ 183,123	\$ 146,569	\$ 36,554	20.0%
Salaries Overtime	1,000	1,000	-	1,000	100.0%
Other Salary & Supplements	23,300	23,300	17,665	5,635	24.2%
Employee Benefits	65,713	65,713	52,857	12,856	19.6%
Telephone & Utilities	-	-	375	(375)	0.0%
Office Expense & Supplies	3,725	3,725	2,208	1,517	40.7%
Maintenance & Repair	500	500	119	381	76.1%
Professional Services	1,785	1,796	1,146	650	36.2%
Special Personnel Services	345,340	345,340	150,754	194,586	56.3%
Other Services & Charges	2,200	2,200	1,620	580	26.4%
Other Expenses	4,045	4,045	3,036	1,009	24.9%
Travel	1,500	1,500	681	819	54.6%
Total	\$ 632,231	\$ 632,242	\$ 377,031	\$ 255,211	40.4%

	Original FY 2019 / 20 Budget	Adjusted FY 2019 / 20 Budget	Year to Date Activity	Available Balance	Percent of Budget Available
3320 94th District Court					
Salaries	\$ 174,762	\$ 174,762	\$ 143,305	\$ 31,457	18.0%
Other Salary & Supplements	24,020	24,020	18,247	5,773	24.0%
Employee Benefits	71,511	71,511	58,779	12,732	17.8%
Office Expense & Supplies	3,625	3,625	1,882	1,743	48.1%
Telephone & Utilities	-	-	375	(375)	0.0%
Maintenance & Repair	500	500	119	381	76.1%
Professional Services	1,785	1,796	3,746	(1,950)	-108.6%
Special Personnel Services	347,140	347,140	171,077	176,063	50.7%
Other Services & Charges	2,200	2,200	1,500	700	31.8%
Other Expenses	3,532	3,532	2,650	882	25.0%
Travel	1,500	1,500	697	803	53.5%
Total	\$ 630,575	\$ 630,586	\$ 402,378	\$ 228,208	36.2%
3330 105th District Court					
Salaries	\$ 154,190	\$ 154,190	\$ 123,896	\$ 30,294	19.6%
Salaries Overtime	1,000	1,000	51	949	94.9%
Other Salary & Supplements	20,720	24,520	20,623	3,897	15.9%
Employee Benefits	62,250	62,250	51,302	10,948	17.6%
Office Expense & Supplies	3,525	3,525	970	2,555	72.5%
Telephone & Utilities	-	-	375	(375)	0.0%
Maintenance & Repair	500	500	119	381	76.1%
Professional Services	1,785	2,142	1,942	200	9.3%
Special Personnel Services	181,140	181,140	65,074	116,066	64.1%
Other Services & Charges	2,200	2,200	1,620	580	26.4%
Other Expenses	2,273	2,273	1,636	637	28.0%
Travel	1,500	1,867	1,867	0	0.0%
Total	\$ 431,083	\$ 435,607	\$ 269,474	\$ 166,133	38.1%

	Original FY 2019 / 20 Budget	Adjusted FY 2019 / 20 Budget	Year to Date Activity	Available Balance	Percent of Budget Available
3340 117th District Court					
Salaries	\$ 188,365	\$ 188,365	\$ 150,851	\$ 37,514	19.9%
Salaries Overtime	1,000	1,000	-	1,000	100.0%
Other Salary & Supplements	24,500	24,500	18,634	5,866	23.9%
Employee Benefits	78,594	78,594	63,871	14,723	18.7%
Office Expense & Supplies	3,625	3,625	4,416	(791)	-21.8%
Telephone & Utilities	-	-	375	(375)	0.0%
Maintenance & Repair	500	500	119	381	76.1%
Professional Services	1,785	1,796	596	1,200	66.8%
Special Personnel Services	345,840	345,840	145,140	200,700	58.0%
Other Services & Charges	2,200	2,200	1,695	505	23.0%
Other Expenses	3,532	3,532	2,650	882	25.0%
Travel	1,500	1,500	1,048	452	30.1%
Total	\$ 651,441	\$ 651,452	\$ 389,396	\$ 262,056	40.2%
3350 148th District Court					
Salaries	\$ 168,106	\$ 168,106	\$ 127,670	\$ 40,436	24.1%
Salaries Overtime	1,000	1,000	140	860	86.0%
Other Salary & Supplements	22,040	22,040	16,648	5,392	24.5%
Employee Benefits	73,843	73,843	48,487	25,356	34.3%
Office Expense & Supplies	3,525	3,525	1,328	2,197	62.3%
Telephone & Utilities	-	-	184	(184)	0.0%
Maintenance & Repair	500	500	119	381	76.1%
Professional Services	1,785	1,796	1,146	650	36.2%
Special Personnel Services	346,140	346,140	144,394	201,746	58.3%
Other Services & Charges	2,200	2,200	1,500	700	31.8%
Other Expenses	3,038	3,038	1,692	1,346	44.3%
Travel	1,500	1,500	-	1,500	100.0%
Total	\$ 623,677	\$ 623,688	\$ 343,309	\$ 280,379	45.0%

	Original FY 2019 / 20 Budget	Adjusted FY 2019 / 20 Budget	Year to Date Activity	Available Balance	Percent of Budget Available
3360 214th District Court					
Salaries	\$ 150,613	\$ 150,613	\$ 120,296	\$ 30,317	20.1%
Salaries Overtime	1,000	1,000	654	346	34.6%
Other Salary & Supplements	20,000	20,000	15,171	4,829	24.1%
Employee Benefits	57,741	57,741	53,822	3,919	6.8%
Office Expense & Supplies	3,725	3,725	3,626	99	2.7%
Telephone & Utilities	-	-	375	(375)	0.0%
Maintenance & Repair	500	500	119	381	76.1%
Professional Services	1,785	1,796	1,046	750	41.8%
Special Personnel Services	346,140	346,140	249,426	96,714	27.9%
Other Services & Charges	2,200	2,200	1,770	430	19.5%
Other Expenses	2,278	2,278	1,692	586	25.7%
Travel	1,500	1,500	907	593	39.5%
Total	\$ 587,482	\$ 587,493	\$ 448,905	\$ 138,588	23.6%
3370 319th District Court					
Salaries	\$ 160,784	\$ 160,784	\$ 120,509	\$ 40,275	25.0%
Salaries Overtime	1,000	1,000	147	853	85.3%
Other Salary & Supplements	22,040	22,040	15,727	6,313	28.6%
Employee Benefits	64,011	64,011	52,108	11,903	18.6%
Office Expense & Supplies	3,625	3,625	863	2,762	76.2%
Telephone & Utilities	-	-	184	(184)	0.0%
Maintenance & Repair	500	500	119	381	76.1%
Professional Services	1,785	1,796	4,296	(2,500)	-139.2%
Special Personnel Services	346,140	346,140	134,332	211,808	61.2%
Other Services & Charges	2,200	2,200	1,500	700	31.8%
Other Expenses	3,222	3,222	2,411	811	25.2%
Travel	1,500	1,500	-	1,500	100.0%
Total	\$ 606,807	\$ 606,818	\$ 332,197	\$ 274,621	45.3%

	Original FY 2019 / 20 Budget	Adjusted FY 2019 / 20 Budget	Year to Date Activity	Available Balance	Percent of Budget Available
3380 347th District Court					
Salaries	\$ 185,827	\$ 185,827	\$ 130,188	\$ 55,639	29.9%
Salaries Overtime	1,000	1,000	595	405	40.5%
Other Salary & Supplements	23,540	23,540	17,582	5,958	25.3%
Employee Benefits	90,602	90,602	59,762	30,840	34.0%
Office Expense & Supplies	3,925	3,925	1,084	2,841	72.4%
Telephone & Utilities	-	-	375	(375)	0.0%
Maintenance & Repair	500	500	119	381	76.1%
Professional Services	1,785	1,796	946	850	47.3%
Special Personnel Services	346,140	346,140	160,152	185,988	53.7%
Other Services & Charges	2,200	2,200	1,845	355	16.1%
Other Expenses	3,222	3,222	2,411	811	25.2%
Travel	1,500	1,500	436	1,064	70.9%
Total	\$ 660,241	\$ 660,252	\$ 375,494	\$ 284,758	43.1%
3480 Juvenile Probation					
Salaries	\$ 1,736,550	\$ 1,732,550	\$ 1,350,192	\$ 382,358	22.1%
Salaries Overtime	4,500	8,500	5,040	3,460	40.7%
Other Salary & Supplements	29,387	29,387	22,509	6,878	23.4%
Employee Benefits	753,638	753,638	597,636	156,002	20.7%
Other Personnel Expense	50,000	50,000	38,236	11,764	23.5%
Office Expense & Supplies	22,494	24,494	21,758	2,736	11.2%
Telephone & Utilities	10,200	10,200	4,926	5,274	51.7%
Maintenance & Repair	12,500	12,500	4,134	8,366	66.9%
Professional Services	11,600	8,100	4,394	3,706	45.8%
Other Services & Charges	22,461	27,961	22,351	5,610	20.1%
Other Expenses	15,384	15,384	11,729	3,655	23.8%
Travel	35,000	31,000	11,704	19,296	62.2%
Total	\$ 2,703,714	\$ 2,703,714	\$ 2,094,609	\$ 609,105	22.5%

	Original FY 2019 / 20 Budget	Adjusted FY 2019 / 20 Budget	Year to Date Activity	Available Balance	Percent of Budget Available
3490 Juvenile Detention					
Salaries	\$ 895,814	\$ 858,814	\$ 661,148	\$ 197,666	23.0%
Salaries Overtime	27,560	64,560	69,298	(4,738)	-7.3%
Other Salary & Supplements	53,360	53,360	40,952	12,408	23.3%
Employee Benefits	431,728	431,728	335,432	96,296	22.3%
Office Expense & Supplies	9,150	12,340	9,979	2,361	19.1%
Food & Kitchen Expenses	110,000	110,000	73,608	36,392	33.1%
Maintenance & Repair	9,000	7,200	5,077	2,123	29.5%
Professional Services	5,000	5,000	2,964	2,036	40.7%
Other Services & Charges	11,000	11,000	8,106	2,894	26.3%
Other Expenses	12,432	12,432	8,853	3,579	28.8%
Travel	1,800	410	402	8	2.0%
Total	\$ 1,566,844	\$ 1,566,844	\$ 1,215,820	\$ 351,024	22.4%
3492 Juvenile Justice Post-Adjudica					
Salaries	\$ 1,071,637	\$ 1,060,137	\$ 816,383	\$ 243,754	23.0%
Salaries Overtime	30,000	41,500	38,332	3,168	7.6%
Other Salary & Supplements	33,680	33,680	25,833	7,847	23.3%
Employee Benefits	511,184	511,184	409,240	101,944	19.9%
Office Expense & Supplies	8,050	11,050	7,738	3,312	30.0%
Food & Kitchen Expenses	95,000	95,000	68,395	26,605	28.0%
Maintenance & Repair	10,500	10,500	2,264	8,236	78.4%
Professional Services	6,300	3,300	184	3,116	94.4%
Other Services & Charges	9,000	9,000	7,914	1,086	12.1%
Other Expenses	2,794	2,794	1,993	801	28.7%
Travel	900	900	474	426	47.3%
Total	\$ 1,779,045	\$ 1,779,045	\$ 1,378,750	\$ 400,295	22.5%

	Original FY 2019 / 20 Budget	Adjusted FY 2019 / 20 Budget	Year to Date Activity	Available Balance	Percent of Budget Available
3510 District Clerk-Jury Admin					
Salaries	\$ 79,165	\$ 79,165	\$ 62,051	\$ 17,114	21.6%
Salaries Overtime	1,000	1,000	-	1,000	100.0%
Other Salary & Supplements	14,258	14,258	5,545	8,713	61.1%
Employee Benefits	26,132	26,132	21,105	5,027	19.2%
Office Expense & Supplies	118,300	118,300	45,170	73,131	61.8%
Maintenance & Repair	45,359	-	-	-	0.0%
Professional Services	18,968	64,327	45,359	18,968	29.5%
Special Personnel Services	540,530	540,530	126,390	414,140	76.6%
Other Expenses	2,910	2,910	2,132	778	26.7%
Total	<u>\$ 846,622</u>	<u>\$ 846,622</u>	<u>\$ 307,751</u>	<u>\$ 538,871</u>	63.6%
3530 District Clerk					
Salaries	\$ 2,100,344	\$ 2,100,344	\$ 1,613,847	\$ 486,497	23.2%
Salaries Overtime	10,000	10,000	5,756	4,244	42.4%
Other Salary & Supplements	32,660	32,660	27,592	5,068	15.5%
Employee Benefits	903,691	903,691	771,300	132,391	14.7%
Other Personnel Expense	10,260	10,260	8,467	1,793	17.5%
Office Expense & Supplies	113,000	113,000	78,661	34,339	30.4%
Maintenance & Repair	4,000	4,000	2,270	1,730	43.3%
Professional Services	10,000	10,000	460	9,540	95.4%
Other Services & Charges	1,883	1,883	1,200	683	36.3%
Other Expenses	42,062	42,062	32,108	9,954	23.7%
Travel	10,000	10,000	6,058	3,942	39.4%
Total	<u>\$ 3,237,900</u>	<u>\$ 3,237,900</u>	<u>\$ 2,547,719</u>	<u>\$ 690,181</u>	21.3%

	Original FY 2019 / 20 Budget	Adjusted FY 2019 / 20 Budget	Year to Date Activity	Available Balance	Percent of Budget Available
3600 Justice of the Peace 1-1					
Salaries	\$ 199,273	\$ 199,273	\$ 159,025	\$ 40,248	20.2%
Salaries Overtime	1,000	917	917	0	0.0%
Other Salary & Supplements	4,560	8,036	14,058	(6,022)	-74.9%
Employee Benefits	80,601	80,601	66,820	13,781	17.1%
Other Personnel Expense	3,900	3,900	3,250	650	16.7%
Office Expense & Supplies	3,800	3,300	3,456	(156)	-4.7%
Telephone & Utilities	700	700	335	365	52.2%
Maintenance & Repair	500	-	-	-	0.0%
Professional Services	309	150	150	-	0.0%
Other Services & Charges	-	-	-	-	0.0%
Other Expenses	4,417	4,417	3,291	1,126	25.5%
Travel	2,700	466	465	1	0.1%
Total	\$ 301,760	\$ 301,760	\$ 251,767	\$ 49,993	16.6%
3610 Justice of the Peace 1-2					
Salaries	\$ 199,528	\$ 199,528	\$ 160,531	\$ 38,997	19.5%
Salaries Overtime	1,000	1,000	802	198	19.8%
Other Salary & Supplements	3,280	3,280	1,841	1,439	43.9%
Employee Benefits	61,259	61,259	49,675	11,584	18.9%
Other Personnel Expense	3,900	3,900	3,250	650	16.7%
Office Expense & Supplies	6,000	6,000	5,248	752	12.5%
Telephone & Utilities	1,500	1,500	526	974	64.9%
Maintenance & Repair	500	500	-	500	100.0%
Professional Services	-	750	150	600	80.0%
Special Personnel Services	300	300	-	300	100.0%
Other Services & Charges	958	958	380	578	60.3%
Other Expenses	3,199	3,199	2,482	717	22.4%
Travel	3,500	2,750	470	2,280	82.9%
Total	\$ 284,924	\$ 284,924	\$ 225,356	\$ 59,568	20.9%

	Original FY 2019 / 20 Budget	Adjusted FY 2019 / 20 Budget	Year to Date Activity	Available Balance	Percent of Budget Available
3613 Justice of the Peace 1-3					
Salaries	\$ 158,692	\$ 158,692	\$ 126,628	\$ 32,064	20.2%
Salaries Overtime	1,000	1,000	-	1,000	100.0%
Other Salary & Supplements	14,300	14,300	-	14,300	100.0%
Employee Benefits	55,526	55,526	53,639	1,887	3.4%
Other Personnel Expense	3,900	3,900	3,250	650	16.7%
Office Expense & Supplies	3,550	3,550	1,830	1,720	48.4%
Telephone & Utilities	1,700	1,700	335	1,365	80.3%
Maintenance & Repair	500	500	-	500	100.0%
Professional Services	500	500	300	200	40.0%
Special Personnel Services	-	-	-	-	0.0%
Other Services & Charges	1,125	1,125	690	435	38.7%
Other Expenses	2,024	2,024	1,473	551	27.2%
Travel	4,000	4,000	1,187	2,813	70.3%
Total	<u>\$ 246,817</u>	<u>\$ 246,817</u>	<u>\$ 189,333</u>	<u>\$ 57,484</u>	23.3%
3621 Justice of the Peace 2-1					
Salaries	\$ 196,735	\$ 196,735	\$ 159,144	\$ 37,591	19.1%
Salaries Overtime	1,000	1,000	-	1,000	100.0%
Other Salary & Supplements	2,640	3,052	3,804	(752)	-24.6%
Employee Benefits	81,004	81,004	73,922	7,082	8.7%
Other Personnel Expense	3,900	3,900	3,250	650	16.7%
Office Expense & Supplies	6,750	9,697	8,151	1,546	15.9%
Telephone & Utilities	7,030	7,030	3,111	3,919	55.7%
Maintenance & Repair	833	1,169	788	381	32.6%
Professional Services	1,500	1,500	-	1,500	100.0%
Other Services & Charges	53,873	53,873	46,288	7,585	14.1%
Other Expenses	2,652	2,652	1,852	800	30.1%
Travel	4,300	605	605	0	0.0%
Total	<u>\$ 362,217</u>	<u>\$ 362,217</u>	<u>\$ 300,916</u>	<u>\$ 61,301</u>	16.9%

	Original FY 2019 / 20 Budget	Adjusted FY 2019 / 20 Budget	Year to Date Activity	Available Balance	Percent of Budget Available
3622 Justice of the Peace 2-2					
Salaries	\$ 172,551	\$ 172,551	\$ 138,698	\$ 33,853	19.6%
Salaries Overtime	300	300	-	300	100.0%
Other Salary & Supplements	15,460	15,460	11,276	4,184	27.1%
Employee Benefits	67,625	67,625	70,505	(2,880)	-4.3%
Other Personnel Expense	3,900	3,900	3,250	650	16.7%
Office Expense & Supplies	5,500	7,000	5,238	1,762	25.2%
Telephone & Utilities	720	720	335	385	53.5%
Maintenance & Repair	319	619	265	354	57.2%
Professional Services	750	750	300	450	60.0%
Other Services & Charges	955	955	360	595	62.3%
Other Expenses	2,908	2,908	2,208	700	24.1%
Travel	3,000	1,200	1,167	33	2.8%
Total	\$ 273,988	\$ 273,988	\$ 233,602	\$ 40,386	14.7%
3630 Justice of the Peace 3					
Salaries	\$ 131,915	\$ 131,915	\$ 106,403	\$ 25,512	19.3%
Other Salary & Supplements	5,803	5,803	1,066	4,737	81.6%
Employee Benefits	57,887	57,887	48,016	9,871	17.1%
Other Personnel Expense	3,900	3,900	3,250	650	16.7%
Office Expense & Supplies	3,450	3,450	3,907	(457)	-13.2%
Maintenance & Repair	350	350	75	275	78.6%
Professional Services	2,200	2,200	300	1,900	86.4%
Other Services & Charges	655	655	485	170	26.0%
Other Expenses	2,009	2,009	1,389	620	30.9%
Travel	4,500	4,500	1,282	3,218	71.5%
Total	\$ 212,669	\$ 212,669	\$ 166,174	\$ 46,495	21.9%

	Original FY 2019 / 20 Budget	Adjusted FY 2019 / 20 Budget	Year to Date Activity	Available Balance	Percent of Budget Available
3640 Justice of the Peace 4					
Salaries	\$ 135,325	\$ 135,325	\$ 109,287	\$ 26,038	19.2%
Employee Benefits	58,027	58,027	48,182	9,845	17.0%
Other Personnel Expense	3,900	3,900	3,250	650	16.7%
Office Expense & Supplies	2,225	3,344	2,506	838	25.1%
Telephone & Utilities	-	520	375	145	27.8%
Professional Services	450	150	150	-	0.0%
Other Services & Charges	805	805	983	(178)	-22.1%
Other Expenses	6,131	6,131	4,749	1,382	22.5%
Travel	1,794	455	455	(0)	-0.1%
Total	\$ 208,657	\$ 208,657	\$ 169,936	\$ 38,721	18.6%
3650 Justice of the Peace 5-1					
Salaries	\$ 176,524	\$ 176,524	\$ 125,508	\$ 51,016	28.9%
Salaries Overtime	500	500	-	500	100.0%
Other Salary & Supplements	9,360	9,360	5,240	4,120	44.0%
Employee Benefits	76,582	76,582	56,586	19,996	26.1%
Other Personnel Expense	3,900	3,900	3,250	650	16.7%
Office Expense & Supplies	5,600	5,600	4,584	1,016	18.1%
Maintenance & Repair	500	500	280	220	44.0%
Professional Services	1,000	1,000	150	850	85.0%
Special Personnel Services	225	225	-	225	100.0%
Other Services & Charges	175	175	-	175	100.0%
Other Expenses	1,820	1,820	1,232	588	32.3%
Travel	3,300	3,300	742	2,558	77.5%
Total	\$ 279,486	\$ 279,486	\$ 197,571	\$ 81,915	29.3%

	Original FY 2019 / 20 Budget	Adjusted FY 2019 / 20 Budget	Year to Date Activity	Available Balance	Percent of Budget Available
3655 Justice of the Peace 5-2					
Salaries	\$ 130,217	\$ 130,217	\$ 104,905	\$ 25,312	19.4%
Salaries Overtime	-	-	-	-	0.0%
Other Salary & Supplements	1,260	1,260	969	291	23.1%
Employee Benefits	73,197	73,197	61,031	12,166	16.6%
Other Personnel Expense	3,900	3,900	3,250	650	16.7%
Office Expense & Supplies	1,700	1,700	1,290	410	24.1%
Maintenance & Repair	250	250	-	250	100.0%
Professional Services	450	450	150	300	66.7%
Other Expenses	1,501	1,501	600	901	60.0%
Travel	2,680	2,680	706	1,974	73.6%
Total	\$ 215,645	\$ 215,645	\$ 173,445	\$ 42,200	19.6%
3890 Medical Examiner					
Salaries	\$ 832,811	\$ 832,811	\$ 667,298	\$ 165,513	19.9%
Salaries Overtime	10,000	11,053	11,052	1	0.0%
Other Salary & Supplements	229,680	229,680	185,035	44,645	19.4%
Employee Benefits	280,931	280,931	236,919	44,012	15.7%
Other Personnel Expense	13,640	13,640	10,685	2,955	21.7%
Office Expense & Supplies	17,005	17,005	15,515	1,490	8.8%
Telephone & Utilities	3,000	3,000	1,518	1,482	49.4%
Maintenance & Repair	600	3,336	3,036	300	9.0%
Professional Services	145,000	140,599	73,183	67,416	47.9%
Other Services & Charges	150,000	154,103	106,381	47,722	31.0%
Other Expenses	5,440	5,440	3,309	2,131	39.2%
Travel	18,000	14,509	14,509	-	0.0%
Total	\$ 1,706,107	\$ 1,706,107	\$ 1,328,440	\$ 377,667	22.1%
Total Administration of Justice	\$ 24,343,501	\$ 24,343,632	\$ 17,637,250	\$ 6,706,382	27.5%

	Original FY 2019 / 20 Budget	Adjusted FY 2019 / 20 Budget	Year to Date Activity	Available Balance	Percent of Budget Available
Law Enforcement & Corrections					
3520 District Attorney					
Salaries	\$ 3,560,731	\$ 3,560,731	\$ 2,594,683	\$ 966,048	27.1%
Salaries Overtime	10,000	10,000	6,022	3,978	39.8%
Other Salary & Supplements	89,098	91,498	77,056	14,442	15.8%
Employee Benefits	1,316,230	1,316,230	995,979	320,251	24.3%
Other Personnel Expense	24,126	24,126	18,120	6,006	24.9%
Office Expense & Supplies	79,000	79,000	43,283	35,717	45.2%
Telephone & Utilities	6,000	6,000	3,018	2,982	49.7%
Maintenance & Repair	19,200	19,200	10,957	8,243	42.9%
Professional Services	44,328	43,652	27,842	15,810	36.2%
Special Personnel Services	19,500	18,100	3,802	14,298	79.0%
Other Services & Charges	23,310	23,310	19,996	3,314	14.2%
Other Expenses	47,124	47,124	31,487	15,637	33.2%
Travel	32,000	32,000	11,662	20,338	63.6%
Total	\$ 5,270,647	\$ 5,270,971	\$ 3,843,907	\$ 1,427,064	27.1%
3700 County Sheriff					
Salaries	\$ 3,110,366	\$ 3,110,366	\$ 2,362,944	\$ 747,422	24.0%
Salaries Overtime	95,000	95,000	111,677	(16,677)	-17.6%
Other Salary & Supplements	126,434	126,434	134,592	(8,158)	-6.5%
Employee Benefits	1,321,691	1,321,691	1,127,470	194,221	14.7%
Other Personnel Expense	-	-	165	(165)	0.0%
Office Expense & Supplies	47,500	47,500	41,177	6,323	13.3%
Telephone & Utilities	79,119	79,119	65,618	13,501	17.1%
Maintenance & Repair	358,000	358,000	166,231	191,769	53.6%
Professional Services	32,000	37,000	23,892	13,109	35.4%
Special Personnel Services	5,000	5,000	-	5,000	100.0%
Other Services & Charges	1,456,882	1,451,882	198,184	1,253,698	86.3%
Other Expenses	27,646	27,646	18,319	9,327	33.7%
Travel	4,652	4,652	4,705	(53)	-1.1%
Total	\$ 6,664,290	\$ 6,664,290	\$ 4,255,223	\$ 2,409,067	36.1%

	Original FY 2019 / 20 Budget	Adjusted FY 2019 / 20 Budget	Year to Date Activity	Available Balance	Percent of Budget Available
3710 ID Jail Division					
Salaries	\$ 591,882	\$ 591,882	\$ 449,552	\$ 142,330	24.0%
Salaries Overtime	25,000	25,000	25,680	(680)	-2.7%
Other Salary & Supplements	9,780	9,780	7,899	1,881	19.2%
Employee Benefits	258,485	258,485	228,596	29,889	11.6%
Office Expense & Supplies	20,000	20,000	8,943	11,057	55.3%
Maintenance & Repair	500	500	-	500	100.0%
Professional Services	500	500	-	500	100.0%
Other Services & Charges	500	500	-	500	100.0%
Other Expenses	3,181	3,181	2,487	694	21.8%
Travel	700	700	-	700	100.0%
Total	\$ 910,528	\$ 910,528	\$ 723,158	\$ 187,370	20.6%
3720 Jail					
Salaries	\$ 10,114,411	\$ 10,114,411	\$ 6,881,309	\$ 3,233,102	32.0%
Salaries Overtime	719,000	719,000	1,893,272	(1,174,272)	-163.3%
Other Salary & Supplements	248,116	248,116	232,448	15,668	6.3%
Employee Benefits	4,473,431	4,473,431	3,792,201	681,230	15.2%
Other Personnel Expense	-	-	3,471	(3,471)	0.0%
Office Expense & Supplies	186,000	163,000	140,222	22,778	14.0%
Food & Kitchen Expenses	1,485,000	1,485,000	1,166,205	318,795	21.5%
Telephone & Utilities	3,000	3,000	960	2,040	68.0%
Maintenance & Repair	126,500	164,500	126,403	38,097	23.2%
Professional Services	3,000	3,000	-	3,000	100.0%
Special Personnel Services	4,000	4,000	-	4,000	100.0%
Other Services & Charges	181,665	166,665	146,392	20,273	12.2%
Other Expenses	42,262	42,262	32,175	10,087	23.9%
Travel	1,800	1,800	-	1,800	100.0%
Total	\$ 17,588,185	\$ 17,588,185	\$ 14,415,056	\$ 3,173,129	18.0%

	Original FY 2019 / 20 Budget	Adjusted FY 2019 / 20 Budget	Year to Date Activity	Available Balance	Percent of Budget Available
3810 Constable 1					
Salaries	\$ 512,312	\$ 512,312	\$ 407,961	\$ 104,351	20.4%
Salaries Overtime	-	-	5,517	(5,517)	0.0%
Other Salary & Supplements	30,659	30,659	23,451	7,208	23.5%
Employee Benefits	224,706	224,706	191,565	33,141	14.7%
Other Personnel Expense	7,020	7,020	5,850	1,170	16.7%
Office Expense & Supplies	5,100	5,100	4,253	847	16.6%
Telephone & Utilities	1,550	1,550	1,176	374	24.1%
Maintenance & Repair	56,528	56,528	41,239	15,289	27.0%
Professional Services	-	-	-	-	0.0%
Other Services & Charges	10,076	10,076	9,971	105	1.0%
Other Expenses	1,883	1,883	1,486	397	21.1%
Total	\$ 849,834	\$ 849,834	\$ 692,470	\$ 157,364	18.5%
3820 Constable 2					
Salaries	\$ 500,736	\$ 500,736	\$ 383,140	\$ 117,596	23.5%
Other Salary & Supplements	27,680	27,680	23,525	4,155	15.0%
Employee Benefits	233,125	233,125	205,589	27,536	11.8%
Other Personnel Expense	7,020	7,020	5,850	1,170	16.7%
Office Expense & Supplies	5,743	5,743	3,606	2,137	37.2%
Telephone & Utilities	1,950	1,950	1,518	432	22.2%
Maintenance & Repair	54,338	54,338	30,398	23,940	44.1%
Professional Services	1,900	1,900	1,447	453	23.8%
Other Services & Charges	7,756	7,756	4,842	2,914	37.6%
Other Expenses	2,074	2,074	1,626	448	21.6%
Travel	750	750	-	750	100.0%
Total	\$ 843,072	\$ 843,072	\$ 661,541	\$ 181,531	21.5%

	Original FY 2019 / 20 Budget	Adjusted FY 2019 / 20 Budget	Year to Date Activity	Available Balance	Percent of Budget Available
3830 Constable 3					
Salaries	\$ 345,191	\$ 345,191	\$ 275,744	\$ 69,447	20.1%
Salaries Overtime	9,500	9,500	6	9,494	99.9%
Other Salary & Supplements	16,300	16,300	15,159	1,141	7.0%
Employee Benefits	161,178	161,178	132,686	28,492	17.7%
Other Personnel Expense	7,020	7,020	5,850	1,170	16.7%
Office Expense & Supplies	1,800	1,800	1,465	335	18.6%
Telephone & Utilities	1,910	1,910	834	1,076	56.3%
Maintenance & Repair	44,500	44,500	30,947	13,553	30.5%
Professional Services	1,000	1,000	330	670	67.0%
Other Services & Charges	8,643	8,643	4,573	4,070	47.1%
Other Expenses	1,667	1,667	1,320	347	20.8%
Travel	1,100	1,100	-	1,100	100.0%
Total	\$ 599,809	\$ 599,809	\$ 468,915	\$ 130,894	21.8%
3840 Constable 4					
Salaries	\$ 387,995	\$ 387,995	\$ 293,498	\$ 94,497	24.4%
Salaries Overtime	4,000	4,000	1,087	2,913	72.8%
Other Salary & Supplements	19,500	19,500	14,228	5,272	27.0%
Employee Benefits	197,725	197,725	153,299	44,426	22.5%
Other Personnel Expense	7,020	7,020	5,850	1,170	16.7%
Office Expense & Supplies	2,200	2,200	914	1,286	58.4%
Food & Kitchen Expenses	100	100	-	100	100.0%
Telephone & Utilities	2,000	2,000	834	1,166	58.3%
Maintenance & Repair	45,657	45,657	17,644	28,013	61.4%
Professional Services	1,000	1,000	-	1,000	100.0%
Other Services & Charges	5,089	5,089	4,270	819	16.1%
Other Expenses	-	-	-	-	0.0%
Total	\$ 673,286	\$ 673,286	\$ 491,624	\$ 181,662	27.0%

	Original FY 2019 / 20 Budget	Adjusted FY 2019 / 20 Budget	Year to Date Activity	Available Balance	Percent of Budget Available
3850 Constable 5					
Salaries	\$ 626,588	\$ 626,588	\$ 504,976	\$ 121,612	19.4%
Salaries Overtime	6,338	6,338	725	5,613	88.6%
Other Salary & Supplements	35,239	35,239	30,936	4,303	12.2%
Employee Benefits	305,017	305,017	252,442	52,575	17.2%
Office Expense & Supplies	6,200	6,200	2,848	3,352	54.1%
Telephone & Utilities	3,600	3,600	2,202	1,398	38.8%
Maintenance & Repair	81,240	83,240	45,157	38,083	45.8%
Professional Services	1,500	1,500	425	1,075	71.7%
Other Services & Charges	30,734	28,734	10,978	17,756	61.8%
Other Expenses	2,959	2,959	2,310	649	21.9%
Travel	3,200	3,200	442	2,758	86.2%
Total	\$ 1,102,615	\$ 1,102,615	\$ 853,441	\$ 249,174	22.6%
Total Law Enforcement & Corrections	\$ 34,502,266	\$ 34,502,590	\$ 26,405,336	\$ 8,097,254	23.5%
Social Services					
4110 Social Services-Administration					
Salaries	\$ 755,997	\$ 755,997	\$ 562,163	\$ 193,834	25.6%
Salaries Overtime	-	39	39	0	0.2%
Other Salary & Supplements	3,720	3,720	3,005	715	19.2%
Employee Benefits	294,432	294,432	223,363	71,069	24.1%
Other Personnel Expense	14,401	14,401	15,786	(1,385)	-9.6%
Office Expense & Supplies	8,100	6,700	4,377	2,323	34.7%
Telephone & Utilities	1,700	1,700	413	1,287	75.7%
Maintenance & Repair	1,000	961	-	961	100.0%
Professional Services	26,511	26,511	24,511	2,000	7.5%
Special Personnel Services	-	-	-	-	0.0%
Other Services & Charges	38,333	39,733	32,388	7,345	18.5%
Other Expenses	9,626	9,626	6,652	2,974	30.9%
Travel	1,100	1,100	-	1,100	100.0%
Total	\$ 1,154,920	\$ 1,154,920	\$ 872,698	\$ 282,222	24.4%
4120 Direct Social Services					
Food & Kitchen Expenses	\$ 38,000	\$ 38,000	\$ 19,045	\$ 18,955	49.9%
Telephone & Utilities	202,170	202,170	74,766	127,404	63.0%
Other Services & Charges	324,844	324,844	221,959	102,885	31.7%
Total	\$ 565,014	\$ 565,014	\$ 315,771	\$ 249,243	44.1%

	Original FY 2019 / 20 Budget	Adjusted FY 2019 / 20 Budget	Year to Date Activity	Available Balance	Percent of Budget Available
4130 Children Protective Services					
Salaries	\$ 31,803	\$ 31,803	\$ 24,953	\$ 6,850	21.5%
Employee Benefits	18,916	18,916	14,309	4,607	24.4%
Office Expense & Supplies	1,520	1,520	802	718	47.2%
Maintenance & Repair	290	290	-	290	100.0%
Professional Services	400	400	-	400	100.0%
Other Services & Charges	60,000	60,000	41,035	18,965	31.6%
Travel	1,000	1,000	-	1,000	100.0%
Total	\$ 113,929	\$ 113,929	\$ 81,099	\$ 32,830	28.8%
4190 Senior Community Services					
Salaries	\$ 538,867	\$ 538,867	\$ 414,672	\$ 124,195	23.0%
Salaries Overtime	1,000	200	40	160	80.1%
Other Salary & Supplements	29,700	21,900	15,847	6,053	27.6%
Employee Benefits	244,534	244,534	199,938	44,596	18.2%
Office Expense & Supplies	9,500	15,600	7,972	7,628	48.9%
Food & Kitchen Expenses	160,000	172,000	145,894	26,106	15.2%
Telephone & Utilities	5,020	5,020	3,530	1,490	29.7%
Maintenance & Repair	38,500	27,500	24,469	3,031	11.0%
Professional Services	900	400	-	400	100.0%
Other Services & Charges	6,435	8,435	5,838	2,597	30.8%
Other Expenses	5,058	5,058	3,820	1,238	24.5%
Total	\$ 1,039,514	\$ 1,039,514	\$ 822,018	\$ 217,496	20.9%
4195 Hilltop Community Services					
Salaries	\$ 39,291	\$ 39,291	\$ 30,893	\$ 8,398	21.4%
Other Salary & Supplements	-	-	485	(485)	0.0%
Employee Benefits	16,640	16,640	13,641	2,999	18.0%
Office Expense & Supplies	2,500	2,385	2,050	335	14.0%
Maintenance & Repair	300	300	-	300	100.0%
Professional Services	450	450	380	70	15.6%
Other Expenses	1,208	1,208	888	320	26.5%
Total	\$ 60,389	\$ 60,389	\$ 48,344	\$ 12,045	19.9%
4300 Social Mental Services					
Special Personnel Services	43,847	43,847	3,685	40,162	91.6%
Other Services & Charges	98,214	108,214	68,518	39,697	36.7%
Total	\$ 142,061	\$ 152,061	\$ 72,203	\$ 79,859	52.5%
Total Social Services	\$ 3,075,827	\$ 3,085,827	\$ 2,212,133	\$ 873,694	28.3%

	Original FY 2019 / 20 Budget	Adjusted FY 2019 / 20 Budget	Year to Date Activity	Available Balance	Percent of Budget Available
Health, Safety & Sanitation					
5100 Emergency Services					
Other Services & Charges	\$ 39,540	\$ 39,540	\$ 13,860	\$ 25,680	64.9%
Total	\$ 39,540	\$ 39,540	\$ 13,860	\$ 25,680	64.9%
5105 Emergency Management					
Salaries	\$ 140,213	\$ 140,213	\$ 113,220	\$ 26,993	19.3%
Salaries Overtime	500	500	9,937	(9,437)	-1887.4%
Other Salary & Supplements	-	-	388	(388)	0.0%
Employee Benefits	47,807	47,807	47,437	370	0.8%
Other Personnel Expense	-	-	144	(144)	0.0%
Office Expense & Supplies	4,575	4,575	3,683	892	19.5%
Food & Kitchen Expenses	-	-	348	(348)	0.0%
Telephone & Utilities	19,500	19,500	14,006	5,494	28.2%
Maintenance & Repair	6,500	6,500	849	5,651	86.9%
Professional Services	3,500	3,500	344	3,156	90.2%
Other Services & Charges	26,156	26,156	20,265	5,892	22.5%
Other Expenses	650	650	-	650	100.0%
Travel	6,000	6,000	-	6,000	100.0%
Total	\$ 255,401	\$ 255,401	\$ 210,620	\$ 44,781	17.5%
5200 911 Program					
Salaries	\$ 33,543	\$ 33,543	\$ 29,509	\$ 4,034	12.0%
Salaries Overtime	-	-	-	-	0.0%
Other Salary & Supplements	840	840	679	161	19.2%
Employee Benefits	15,558	15,558	13,442	2,116	13.6%
Office Expense & Supplies	523	523	207	316	60.4%
Telephone & Utilities	420	420	-	420	100.0%
Maintenance & Repair	1,100	1,100	44	1,056	96.0%
Professional Services	700	700	403	297	42.4%
Other Services & Charges	566	566	502	64	11.3%
Travel	600	600	-	600	100.0%
Total	\$ 53,850	\$ 53,850	\$ 44,786	\$ 9,064	16.8%

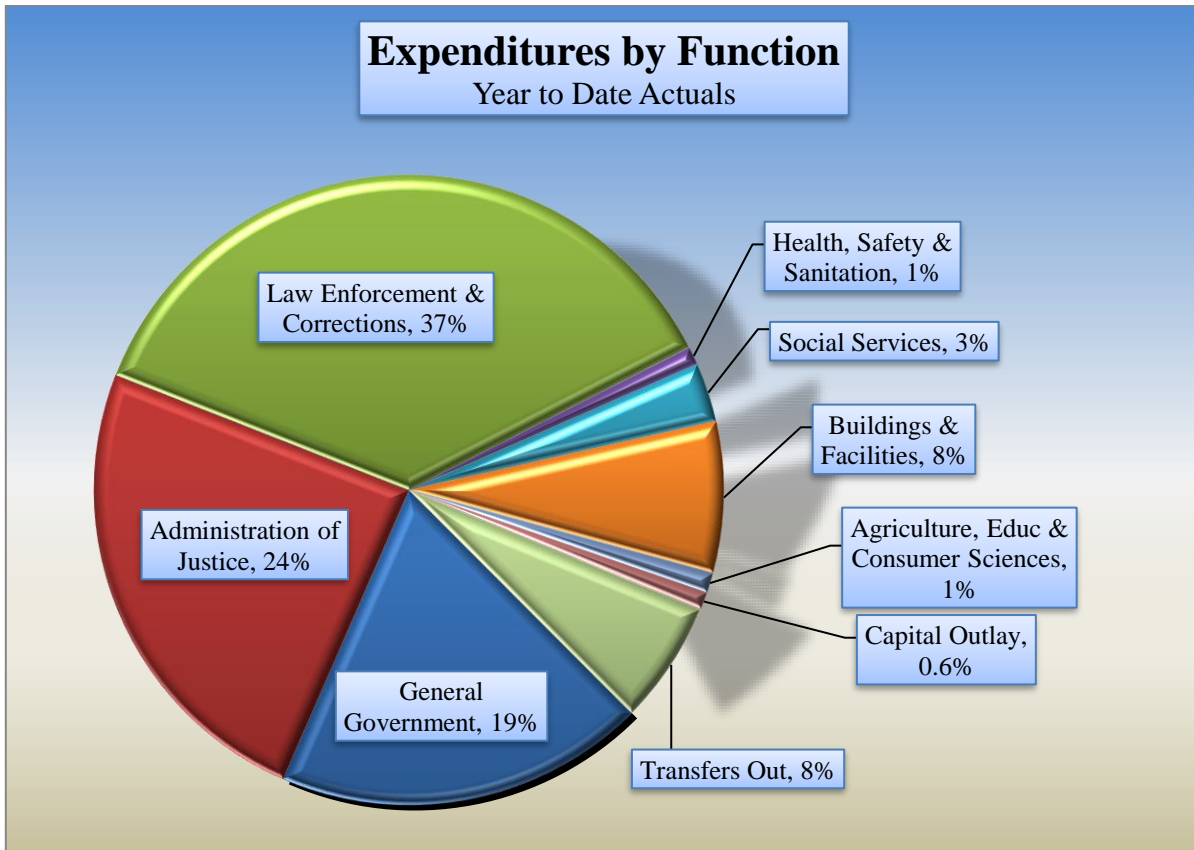
	Original FY 2019 / 20 Budget	Adjusted FY 2019 / 20 Budget	Year to Date Activity	Available Balance	Percent of Budget Available
5220 Environmental Enforcement					
Salaries	\$ 78,603	\$ 78,603	\$ 62,437	\$ 16,166	20.6%
Salaries Overtime	1,000	2,800	1,798	1,002	35.8%
Other Salary & Supplements	780	780	570	210	26.9%
Employee Benefits	26,923	26,923	22,571	4,352	16.2%
Office Expense & Supplies	775	775	428	347	44.8%
Telephone & Utilities	10,000	10,000	8,063	1,937	19.4%
Maintenance & Repair	10,000	10,000	4,099	5,901	59.0%
Professional Services	11,575	10,675	8,245	2,430	22.8%
Other Services & Charges	2,056	2,056	651	1,405	68.3%
Travel	2,088	1,188	110	1,078	90.7%
Total	\$ 143,800	\$ 143,800	\$ 108,971	\$ 34,829	24.2%
5330 Animal Control					
Salaries	\$ 215,301	\$ 215,301	\$ 168,264	\$ 47,037	21.8%
Salaries Overtime	6,500	6,500	2,641	3,859	59.4%
Other Salary & Supplements	1,560	1,560	1,260	300	19.2%
Employee Benefits	101,480	101,480	86,330	15,150	14.9%
Office Expense & Supplies	2,750	2,750	1,568	1,182	43.0%
Food & Kitchen Expenses	2,500	2,500	86	2,414	96.5%
Telephone & Utilities	6,500	6,500	2,317	4,183	64.4%
Maintenance & Repair	32,499	32,499	15,395	17,104	52.6%
Professional Services	1,350	1,350	676	674	49.9%
Other Services & Charges	15,143	15,143	8,588	6,555	43.3%
Other Expenses	1,143	1,143	821	322	28.2%
Travel	1,000	1,000	301	699	69.9%
Total	\$ 387,726	\$ 387,726	\$ 288,247	\$ 99,479	25.7%
Total Health, Safety & Sanitation	\$ 880,317	\$ 880,317	\$ 666,484	\$ 213,833	24.3%

	Original FY 2019 / 20 Budget	Adjusted FY 2019 / 20 Budget	Year to Date Activity	Available Balance	Percent of Budget Available
Agriculture, Educ & Consumer Scs					
6110 Agricultural Extension					
Salaries	\$ 135,200	\$ 135,200	\$ 100,477	\$ 34,723	25.7%
Salaries Overtime	-	33	33	0	0.0%
Other Salary & Supplements	54,015	54,015	44,112	9,903	18.3%
Employee Benefits	66,869	66,869	50,252	16,617	24.9%
Office Expense & Supplies	4,850	4,817	1,782	3,035	63.0%
Telephone & Utilities	2,200	2,200	1,439	761	34.6%
Maintenance & Repair	14,900	14,900	5,748	9,152	61.4%
Professional Services	1,500	1,500	50	1,450	96.7%
Other Services & Charges	7,136	7,136	5,352	1,784	25.0%
Other Expenses	5,891	5,891	4,516	1,375	23.3%
Travel	12,000	12,000	4,524	7,476	62.3%
Total	\$ 304,561	\$ 304,561	\$ 218,285	\$ 86,276	28.3%
6210 Family & Consumer Sciences					
Salaries	\$ 33,925	\$ 33,925	\$ 26,530	\$ 7,395	21.8%
Other Salary & Supplements	20,975	20,975	17,366	3,609	17.2%
Employee Benefits	20,252	20,252	14,091	6,161	30.4%
Office Expense & Supplies	2,750	2,750	1,915	835	30.3%
Food & Kitchen Expenses	300	300	37	263	87.7%
Telephone & Utilities	2,700	2,700	1,631	1,069	39.6%
Maintenance & Repair	5,000	5,000	2,225	2,775	55.5%
Professional Services	1,000	1,000	225	775	77.5%
Other Services & Charges	806	806	428	379	47.0%
Other Expenses	5,891	5,891	4,516	1,375	23.3%
Travel	3,000	3,000	1,722	1,278	42.6%
Total	\$ 96,599	\$ 96,599	\$ 70,686	\$ 25,913	26.8%

	Original FY 2019 / 20 Budget	Adjusted FY 2019 / 20 Budget	Year to Date Activity	Available Balance	Percent of Budget Available
6310 County Library					
Salaries	\$ 296,504	\$ 315,854	\$ 238,551	\$ 77,303	24.5%
Other Salary & Supplements	42,105	14,162	13,706	456	3.2%
Employee Benefits	130,180	138,773	111,150	27,623	19.9%
Other Personnel Expense	17,500	17,500	8,155	9,345	53.4%
Office Expense & Supplies	25,000	19,500	11,292	8,208	42.1%
Telephone & Utilities	1,600	1,600	1,062	538	33.6%
Maintenance & Repair	4,000	8,500	8,069	431	5.1%
Professional Services	23,000	33,944	28,831	5,113	15.1%
Other Services & Charges	63,000	51,831	42,185	9,646	18.6%
Other Expenses	7,362	7,362	6,076	1,286	17.5%
Travel	5,500	6,725	4,940	1,785	26.5%
Total	\$ 615,751	\$ 615,751	\$ 474,017	\$ 141,734	23.0%
Total Agriculture, Education & Consumer Sciences	\$ 1,016,911	\$ 1,016,911	\$ 762,988	\$ 253,923	25.0%
Capital Outlay					
1900 Capital Outlay					
Office Expense & Supplies	\$ 145,000	\$ 145,000	\$ 43,755	\$ 101,245	69.8%
Maintenance & Repair	85,000	85,000	14,632	70,368	82.8%
Reserve Appropriations	237,695	237,695	-	237,695	100.0%
Capital Outlay	590,000	590,000	595,790	(5,790)	-1.0%
Total	\$ 1,057,695	\$ 1,057,695	\$ 654,177	\$ 403,518	38.2%
Total Capital Outlay	\$ 1,057,695	\$ 1,057,695	\$ 654,177	\$ 403,518	38.2%
Transfers Out					
9110 Transfers					
Operating Transfers-Out	\$ 9,100,936	\$ 9,100,936	\$ 4,561,145	\$ 4,539,791	49.9%
Total	\$ 9,100,936	\$ 9,100,936	\$ 4,561,145	\$ 4,539,791	49.9%
Total Transfers Out	\$ 9,100,936	\$ 9,100,936	\$ 4,561,145	\$ 4,539,791	49.9%
Grand Total General Fund	\$ 105,045,896	\$ 105,045,896	\$ 72,239,690	\$ 32,806,206	31.2%

**Nueces County, Texas
General Fund
July 31, 2020**

**General Fund Expenditures by Function
Year to Date Actuals**



Function	Year to Date Actuals	Percent of Total
General Government	\$13,756,731	19%
Administration of Justice	17,637,250	24%
Law Enforcement & Corrections	26,405,336	37%
Health, Safety & Sanitation	666,484	1%
Social Services	2,212,133	3%
Buildings & Facilities	5,583,448	8%
Agriculture, Educ & Consumer Sciences	762,988	1%
Capital Outlay	654,177	1%
Transfers Out	4,561,145	6%
Total	\$72,239,690	100%

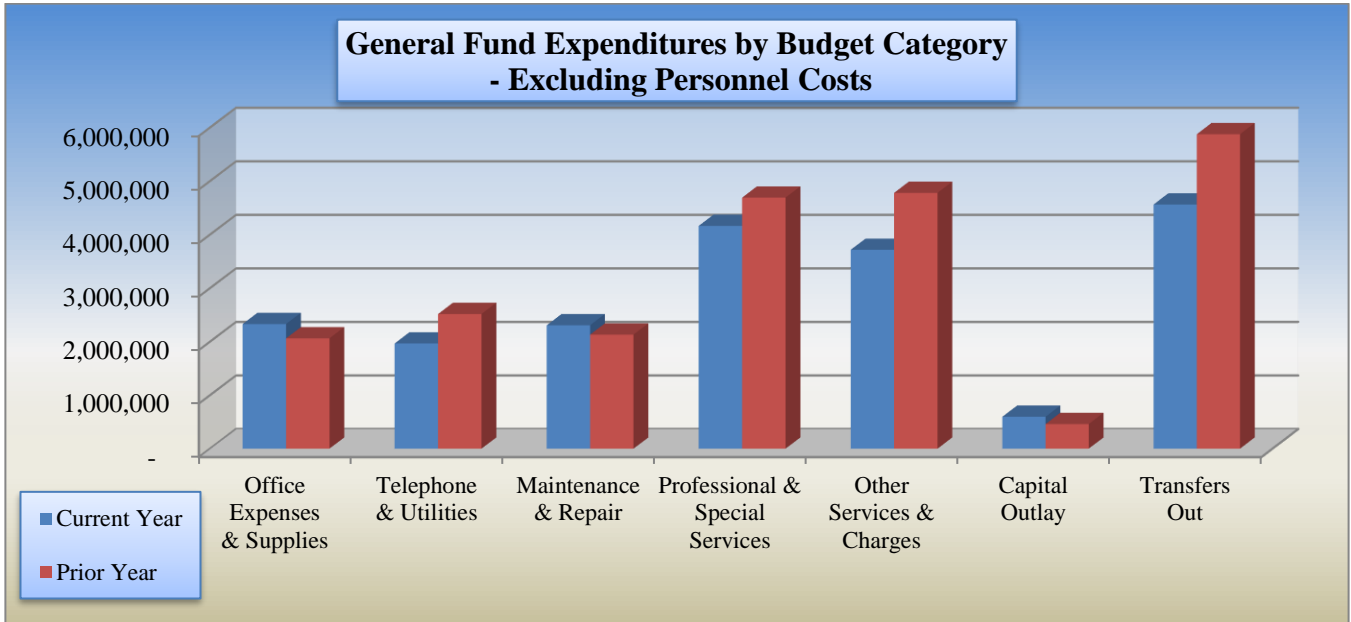
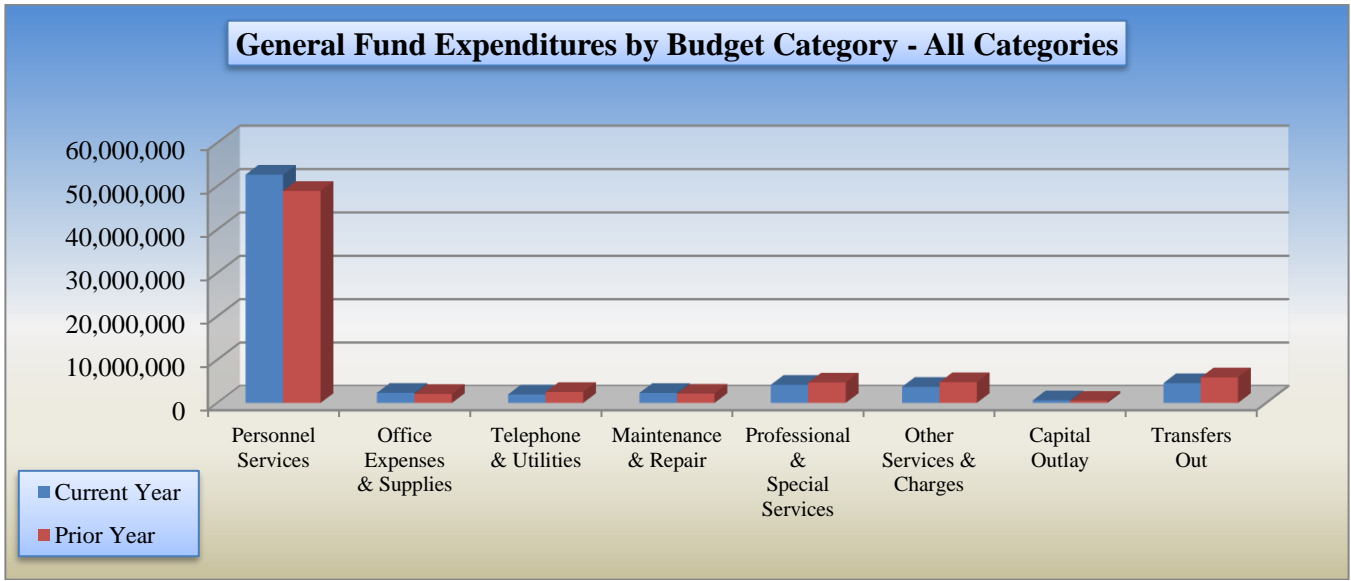
Nueces County, Texas
Comparison of Current Year to Prior Year Expenditures
General Fund
July 2019 vs July 2020

	2019 - 2020 Fiscal Year to Date <u>Actual</u>	2018 - 2019 Prior Year to Date <u>Actual</u>	Increase (Decrease)	Current to Prior Year Percentage Change
Salaries and Supplements	\$ 36,935,389	\$ 34,391,952	\$ 2,543,437	7.4%
Employee Benefits	15,322,093	14,211,793	1,110,300	7.8%
Other Personnel Expense	351,704	268,524	83,181	31.0%
Office Expense & Supplies	848,129	924,740	(76,611)	-8.3%
Food & Kitchen Expenses	1,480,083	1,136,335	343,747	30.3%
Telephone & Utilities	1,965,156	2,515,152	(549,996)	-21.9%
Maintenance & Repair	2,304,622	2,130,090	174,532	8.2%
Professional Services	1,927,383	1,363,216	564,167	41.4%
Special Personnel Services	2,233,834	3,326,123	(1,092,289)	-32.8%
Other Services & Charges	3,274,021	4,247,502	(973,481)	-22.9%
Other Expense	324,716	344,102	(19,386)	-5.6%
Travel	115,625	187,113	(71,488)	-38.2%
Capital Outlay	595,790	459,735	136,055	29.6%
Transfer to Other Funds	4,561,145	5,874,382	(1,313,236)	-22.4%
Total General Fund Expenditures	\$ <u>72,239,690</u>	\$ <u>71,380,759</u>	\$ <u>858,931</u>	1.2%

	Personnel Services	Office Expenses & Supplies	Telephone & Utilities	Maintenance & Repair	Professional & Special Services	Other Services & Charges	Capital Outlay	Transfers Out	Total
Current Year	52,609,187	2,328,212	1,965,156	2,304,622	4,161,216	3,714,362	595,790	4,561,145	72,239,690
Prior Year	48,872,269	2,061,076	2,515,152	2,130,090	4,689,339	4,778,717	459,735	5,874,382	71,380,759

**Nueces County, Texas
General Fund
July 31, 2020**

**General Fund 2 Year Comparison
Year to Date Actuals**



Nueces County, Texas
Statement of Expenditures Budget to Actual
Road and Bridge Fund
July 31, 2020

	Original FY 2019/20 Budget	Adjusted FY 2019/20 Budget	Year to Date Activity	Available Balance	Percent of Budget Available
<u>Road & Bridge</u>					
Salaries	\$ 2,911,093	\$ 2,911,093	\$ 1,829,298	\$ 1,081,795	37%
Employee Benefits	1,234,847	1,234,847	886,496	348,351	28%
Other Personnel Expense	10,688	10,688	2,496	8,192	77%
Office Expense & Supplies	16,186	65,286	57,227	8,059	12%
Food & Kitchen Expenses	-	-	-	-	0%
Telephone & Utilities	111,632	111,632	43,675	67,957	61%
Maint & Repair - Equip &	395,000	438,000	372,531	65,469	15%
Gasoline & Fuel	325,000	325,000	112,533	212,467	65%
Maint & Repair - Bldgs &	110,000	77,900	59,006	18,894	24%
Maint & Repair - Roads &	2,634,000	2,619,000	2,041,316	577,684	22%
Professional Services	70,000	70,000	47,488	22,512	32%
Reserve Appropriations	100,000	100,000	-	100,000	100%
Other Services & Charges	106,626	99,626	77,949	21,677	22%
Other Expense	61,204	61,204	6,313	54,891	90%
Travel	6,000	3,000	846	2,154	72%
Capital Outlay	527,604	492,604	333,062	159,542	32%
Operating Transfers-Out	16,080	16,080	12,060	4,020	25%
Subtotal - Road & Bridge	\$ 8,635,960	\$ 8,635,960	\$ 5,882,296	\$ 2,753,664	32%
<u>Engineering</u>					
Salaries	\$ 352,552	\$ 355,777	\$ 252,114	\$ 103,663	29%
Salary - Department Head	69,046	69,046	56,450	12,596	18%
Employee Benefits	170,153	170,153	146,560	23,593	14%
Other Personnel Expense	13,800	13,800	2,617	11,183	81%
Office Expense & Supplies	7,550	7,550	3,735	3,815	51%
Maint & Repair -Equip &	3,000	2,000	1,451	549	27%
Gasoline / Fuel	3,500	3,500	2,160	1,340	38%
Professional Services	22,966	28,241	8,008	20,233	72%
Other Services & Charges	13,145	13,145	11,330	1,815	14%
Travel	4,000	500	-	500	100%
Capital Outlay	8,000	4,000	-	4,000	100%
Subtotal Engineering	\$ 667,712	\$ 667,712	\$ 484,425	\$ 183,287	27%
Road & Bridge Operating Net	\$ 7,968,248	\$ 7,968,248	\$ 5,397,872	\$ 2,570,376	
<u>Road Right of Way</u>					
Professional Services	\$ -	\$ -	\$ -	\$ -	0%
Other Services & Charges	128,296	128,296	-	128,296	100%
Subtotal - Road Right of Way	\$ 128,296	\$ 128,296	\$ -	\$ 128,296	100%
Total Expenditures Road & Bridge	\$ 9,431,968	\$ 9,431,968	\$ 6,366,721	\$ 3,065,247	32%

Nueces County, Texas
Comparison of Current Year to Prior Year Expenditures
Road and Bridge Fund
July 2019 vs July 2020

<u>Road & Bridge</u>	2019 - 20 Fiscal Year to Date <u>Actual</u>	2018 - 19 Prior Year to Date <u>Actual</u>	Increase (Decrease)	Current to Prior Year Percentage Change
Salaries	\$ 2,137,862	\$ 2,011,550	\$ 126,311	6.3%
Employee benefits	1,033,056	992,265	40,790	4.1%
Other Personnel Expense	5,113	16,936	(11,823)	-69.8%
Office Expense & Supplies	60,961	16,319	44,642	273.6%
Telephone & Utilities	43,675	43,101	575	1.3%
Maintenance & Repair	2,588,997	1,641,248	947,749	57.7%
Professional Services	55,496	53,385	2,111	4.0%
Other Services & Charges	89,279	71,028	18,251	25.7%
Other Expense	6,313	8,082	(1,769)	-21.9%
Travel	846	2,357	(1,512)	-64.1%
Capital Outlay	333,062	482,484	(149,422)	-31.0%
Transfer to Other Funds	12,060	16,080	(4,020)	-25.0%
Total Expenditures Road & Bridge	\$ <u>6,366,721</u>	\$ <u>5,354,836</u>	\$ <u>1,011,885</u>	18.9%

Nueces County, Texas
Statement of Expenditures Budget to Actual
Inland and Coastal Parks Fund
July 31, 2020

	Original FY 2019/20 Budget	Adjusted FY 2019/20 Budget	Year to Date Activity	Remaining Balance	Percent of Budget Available
<u>Inland Parks</u>					
Salaries	\$ 835,539	\$ 852,539	\$ 640,797	\$ 211,742	24.8%
Employee Benefits	402,772	402,772	335,708	67,064	16.7%
Office Expense & Supplies	12,051	36,051	32,629	3,422	9.5%
Telephone & Utilities	197,520	197,520	91,854	105,666	53.5%
Maint & Repair - Equip & Veh	50,000	63,500	56,439	7,061	11.1%
Gasoline/Fuel	55,000	55,000	31,378	23,622	42.9%
Maint & Repair - Bldg & Grounds	223,499	145,999	75,244	70,755	48.5%
Professional Services	5,000	5,000	850	4,150	83.0%
Other Services & Charges	41,366	64,366	38,060	26,306	40.9%
Other Expense	1,011	1,011	821	190	18.8%
Travel	1,000	1,000	478	522	52.2%
Capital Outlay	153,556	153,556	60,402	93,154	60.7%
Total Expenditures - Inland Parks	\$ 1,978,314	\$ 1,978,314	\$ 1,364,659	\$ 613,655	31.0%
<u>Coastal Parks</u>					
Salaries	\$ 902,357	\$ 902,357	\$ 656,574	\$ 245,783	27.2%
Employee Benefits	362,941	362,941	310,214	52,727	14.5%
Other Personnel Expense	-	-	-	-	0.0%
Office Expense & Supplies	22,200	22,200	24,798	(2,598)	-11.7%
Telephone & Utilities	585,000	585,000	234,853	350,147	59.9%
Maint & Repair - Equip & Veh	30,000	60,000	49,320	10,680	17.8%
Gasoline/Fuel	33,428	33,428	16,141	17,287	51.7%
Maint & Repair - Bldg & Grounds	194,000	113,500	99,061	14,439	12.7%
Professional Services	70,000	40,000	691	39,309	98.3%
Special Personnel Services	4,900	4,900	-	4,900	100.0%
Other Services & Charges	430,614	430,614	248,036	182,578	42.4%
Other Expense	89,138	73,588	4,593	68,995	93.8%
Travel	4,000	4,000	-	4,000	100.0%
Capital Outlay	56,565	56,565	30,780	25,785	45.6%
Subtotal - Coastal Parks	\$ 2,785,143	\$ 2,689,093	\$ 1,675,060	\$ 1,014,033	37.7%
<u>Beach Improvements</u>					
Salaries	\$ 40,000	\$ 39,500	\$ -	\$ 39,500	100.0%
Office Expense & Supplies	-	100	100	-	0.0%
Maint & Repair - Equip & Veh	20,000	20,000	8,976	11,024	55.1%
Maint & Repair - Bldg & Grounds	20,000	20,000	10,583	9,417	47.1%
Professional Services	20,000	20,000	8,210	11,790	59.0%
Other Expense	-	5,000	4,922	78	1.6%
Other Services & Charges	-	-	120	(120)	0.0%
Contingency Appropriations	128,186	128,086	-	128,086	100.0%
Subtotal - Beach Improvements	\$ 228,186	\$ 232,686	\$ 32,911	\$ 199,775	85.9%
<u>Pier Fund</u>					
Salaries	\$ 81,767	\$ 82,267	\$ 33,437	\$ 48,830	59.4%
Employee Benefits	6,825	6,825	2,659	4,166	61.0%
Telephone & Utilities	3,700	3,700	1,411	2,289	61.9%
Maint & Repair Bldg & Grounds	3,500	83,500	73,884	9,616	11.5%
Other Services & Charges	1,000	1,500	806	694	46.3%
Other Expense	-	10,550	10,231	319	3.0%
Transfer to Other Funds	200,000	200,000	-	200,000	100.0%
Subtotal - Pier Fund	\$ 296,792	\$ 388,342	\$ 122,428	\$ 265,914	68.5%
Total Expenditures - Coastal Parks	\$ 3,310,121	\$ 3,310,121	\$ 1,830,398	\$ 1,479,723	44.7%

Nueces County, Texas
Comparison of Current Year to Prior Year Expenditures
Inland and Coastal Parks Fund
July 2019 vs July 2020

	2019 - 20 Fiscal Year to Date Activity	2018 - 19 Prior Year to Date Activity	Increase (Decrease)	Current to Prior Year Percentage Change
<u>Inland Parks</u>				
Salaries	\$ 640,797	\$ 539,010	\$ 101,787	19%
Employee Benefits	335,708	305,819	29,888	10%
Office Expense & Supplies	32,629	13,126	19,504	149%
Telephone & Utilities	91,854	117,543	(25,689)	-22%
Maintenance & Repair	131,683	129,199	2,484	2%
Gasoline/Fuel	31,378	43,843	(12,465)	-28%
Professional Services	850	1,755	(905)	-52%
Other Services & Charges	38,060	27,672	10,388	38%
Other Expense	821	774	46	6%
Capital Outlay	60,402	84,300	(23,898)	-28%
Total Expenditures - Inland Parks	\$ 1,364,659	\$ 1,263,042	\$ 101,616	8%
<u>Coastal Parks</u>				
Salaries	\$ 656,574	\$ 516,382	\$ 140,192	27%
Employee Benefits	310,214	241,679	68,535	28%
Other Personnel Expense	-	-	-	0%
Office Expense & Supplies	24,798	24,701	97	0%
Telephone & Utilities	234,853	324,324	(89,471)	-28%
Maintenance & Repair	164,521	166,369	(1,847)	-1%
Professional Services	691	570	121	21%
Special Personnel Services	-	1,400	(1,400)	-100%
Other Services & Charges	248,036	225,523	22,513	10%
Other Expense	4,593	20,257	(15,664)	-77%
Travel	-	2,149	(2,149)	-100%
Capital Outlay	30,780	29,975	805	3%
Subtotal - Coastal Parks	\$ 1,675,060	\$ 1,553,328	\$ 121,732	8%
<u>Beach Improvements</u>				
Office Expense & Supplies	\$ 100	\$ -	\$ 100	0%
Maint & Repair	19,560	2,404	17,155	714%
Professional Services	8,210	24,500	(16,290)	-66%
Other Services & Charges	120	-	120	0%
Other Expense	4,922	-	4,922	0%
Subtotal - Beach Improvements	\$ 32,911	\$ 26,904	\$ 6,007	22%
<u>Pier Fund</u>				
Salaries	\$ 33,437	\$ 31,260	\$ 2,177	7%
Employee Benefits	2,659	2,521	138	5%
Telephone & Utilities	1,411	2,822	(1,411)	-50%
Maint & Repair Bldg & Grounds	73,884	2,283	71,602	3137%
Other Services & Charges	806	314	492	156%
Other Expense	10,231	-	10,231	0%
Transfer to Other Funds	-	505,000	(505,000)	-100%
Subtotal - Pier Fund	\$ 122,428	\$ 544,200	\$ (421,773)	-78%
Total Expenditures Coastal Parks	\$ 1,830,398	\$ 2,124,432	\$ (294,034)	-14%

Nueces County, Texas
Statement of Expenditures Budget to Actual
Airport Fund
July 31, 2020

	Original FY 2019/20 Budget	Adjusted FY 2019/20 Budget	Year to Date Activity	Balance	Percent of Budget Available
Airport					
Salaries	\$ 43,077	\$ 43,077	\$ 34,776	\$ 8,301	19.3%
Employee Benefits	18,282	18,282	15,979	2,303	12.6%
Other Personnel Expense	1,440	1,440	1,163	277	19.2%
Office Expense & Supplies	4,500	4,500	1,020	3,480	77.3%
Telephone & Utilities	36,248	36,248	14,002	22,246	61.4%
Maintenance & Repair - Equipment & Vehicles	2,000	1,780	213	1,567	88.0%
Gasoline/Fuel	2,000	2,000	4	1,996	99.8%
Maintenance & Repair - Bldg & Grounds		29,109	21,207	7,902	27.1%
	29,109				
Professional Services	6,785	6,785	1,627	5,158	76.0%
Contingency Appropriations	29,924	29,924	-	29,924	100.0%
Other Services & Charges	5,439	5,439	5,405	34	0.6%
Other Expense	1,298	1,298	934	364	28.0%
Travel	2,000	-	-	-	0.0%
Capital Outlay	10,000	12,220	11,018	1,202	9.8%
Transfer to Other Funds	50,000	50,000	30,150	19,850	39.7%
Total Expenditures Airport	\$ 242,102	\$ 242,102	\$ 137,500	\$ 104,602	43.2%

Nueces County, Texas
Comparison of Current Year to Prior Year Expenditures
Airport Fund
July 2019 vs July 2020

	2019 - 20 Fiscal Year to Date Actual	2018 - 19 Prior Year to Date Actual	Increase (Decrease)	Current to Prior Year Percentage Change
Airport				
Salaries	\$ 34,776	\$ 33,281	\$ 1,495	4.5%
Employee Benefits	15,979	15,201	778	5.1%
Other Personnel Expense	1,163	-	1,163	0.0%
Office Expense & Supplies	1,020	7,263	(6,243)	-86.0%
Telephone & Utilities	14,002	16,616	(2,615)	-15.7%
Maintenance & Repair - Equipment & Vehicles				
	213	-	213	0.0%
Maintenance & Repair - Bldg & Grounds				
	21,207	24,347	(3,140)	-12.9%
Professional Services	1,627	2,767	(1,140)	-41.2%
Contingency Appropriations	-	-	-	0.0%
Other Services & Charges	5,405	4,600	805	17.5%
Other Expense	934	998	(64)	-6.4%
Travel	-	1,127	(1,127)	-100.0%
Capital Outlay	11,018	-	11,018	0.0%
Transfer to Other Funds	30,150	20,339	9,811	48.2%
Total Expenditures Airport	\$ 137,500	\$ 126,540	\$ 10,959	8.7%

Nueces County, Texas
Commissioners Court – Special Revenue
July 31, 2020

	Original FY 2019/20 Budget	Adjusted FY 2019/20 Budget	Year to Date Activity	Available Balance
<u>County Judge - Department 0136</u>				
5210 Office Expense & supplies	\$ -	\$ -	\$ 380	\$ (380)
5220 Food & Kitchen Expense	-	575	575	-
5300 Professional Services Expense	-	25,000	-	25,000
5305 Administrative & Consultant Fees	-	-	18,750	(18,750)
5311 Computer Software Srvc & Maint	-	-	54	(54)
5350 Contingency Appropriation	467,469	432,037	-	432,037
5410 Other Services & Charges	20,000	25,000	23,585	1,415
5540 Travel Expenses	-	4,857	2,962	1,895
Total Expenditures	\$ 487,469	\$ 487,469	\$ 46,306	\$ 441,163
<u>Commissioner Precinct 1 - Department 1387</u>				
5350 Contingency Appropriation	\$ 434,663	\$ 434,663	\$ -	\$ 434,663
5410 Other Services & Charges	20,000	20,000	10,947	9,053
5443 Inter-Local Agreements	-	-	-	-
Total Expenditures	\$ 454,663	\$ 454,663	\$ 10,947	\$ 443,716
<u>Commissioner Precinct 2 - Department 0137</u>				
5230 Telephone & Utilities	\$ -	\$ 747	\$ 747	\$ (0)
5260 Maint & Repair-Bldgs & Grounds	-	-	27,711	(27,711)
5350 Contingency Appropriation	158,906	158,159	-	158,159
5410 Other Services & Charges	20,000	18,500	15,224	3,276
6213 Transfer to Special Revenue Fund	-	1,500	1,500	-
Total Expenditures	\$ 178,906	\$ 178,906	\$ 45,182	\$ 133,724
<u>Commissioner Precinct 2 - Department 1300</u>				
5350 Contingency Appropriation	\$ 3,554	\$ 3,554	\$ -	\$ 3,554
5680 Non-Capital Outlay <\$5,000	-	-	-	-
Total Expenditures	\$ 3,554	\$ 3,554	\$ -	\$ 3,554
<u>Commissioner Precinct 3 - Department 1388</u>				
5210 Office Expense & Supplies	\$ -	\$ -	\$ 211	\$ (211)
5230 Telephone & Utilities	-	1,800	1,747	53
5270 Maint & Repair-Roads & Bridges	-	600	342	258
5350 Contingency Appropriation	421,050	412,359	-	412,359
5410 Other Services & Charges	20,000	20,000	18,965	1,035
5610 Capital Outlay	-	6,291	6,191	100
Total Expenditures	\$ 441,050	\$ 441,050	\$ 27,456	\$ 413,594
<u>Commissioner Precinct 4 - Department 0138</u>				
5300 Professional Services Expense	\$ -	\$ 5,500	\$ 339	\$ 5,161
5305 Administrative & Consultant Fees	-	-	5,000	(5,000)
5350 Contingency Appropriation	238,237	219,774	-	219,774
5410 Other Services & Charges	20,000	32,335	29,710	2,625
5540 Travel Expenses	-	628	628	(0)
Total Expenditures	\$ 258,237	\$ 258,237	\$ 35,677	\$ 222,560
Total	\$ 1,823,879	\$ 1,823,879	\$ 165,568	\$ 1,658,311

Nueces County, Texas
Commissioners Court - Diabetes Funds
For the 10 Months Ended July 31, 2020

County Judge Diabetic Fund - Project 511005		
	FY 19 - 20 Appropriations	\$ <u>10,000</u>
	Total Diabetes Expenses	<u>-</u>
	Available Balance	\$ <u>10,000</u>
Commissioner Precinct 1 - Project 511001		
	FY 19 - 20 Appropriations	\$ 10,000
5443	Interlocal Agreement	<u>(6,000)</u>
	Total Diabetes Expenses	<u>(6,000)</u>
	Available Balance	\$ <u>4,000</u>
Commissioner Precinct 2 - Project 511002		
	FY 19 - 20 Appropriations	\$ 10,000
5221	Food & Edible Items	(166)
5225	Kitchen Supplies & Tools	(27)
5443	Interlocal Agreement	(6,500)
5487	Other Outside Agencies	<u>(218)</u>
	Total Diabetes Expenses	<u>(6,911)</u>
	Available Balance	\$ <u>3,089</u>
Commissioner Precinct 3 - Project 511003		
	FY 19 - 20 Appropriations	\$ 10,000
5221	Food & Edible Items	(291)
5424	Books/Subscriptions	(893)
5433	Educational & Demo Supplies	(50)
5443	Interlocal Agreement	(7,000)
5487	Other Outside Agencies	<u>(445)</u>
	Total Diabetes Expenses	<u>(8,680)</u>
	Available Balance	\$ <u>1,320</u>
Commissioner Precinct 4 - Project 511004		
	FY 19 - 20 Appropriations	\$ 10,000
	Total Diabetes Expenses	<u>-</u>
	Available Balance	\$ <u>10,000</u>
	Total Annual Diabetes Fund	\$ 50,000
	Total Year-to-Date Expenses	<u>(21,590)</u>
	Available Balance	<u><u>\$ 28,410</u></u>

Nueces County, Texas
Commissioners Court - RTA Funds
July 31, 2020

Project Code	Description	Adjusted Budget	Prior Years Expenditure	Current Year Expenditure	Current Encumbrance	RTA Budget Balance
County Judge						
130900	County Judge	109,864	25,000	-	37,575	47,289
	County Judge	<u>109,864</u>	<u>25,000</u>	<u>-</u>	<u>37,575</u>	<u>47,289</u>
Commissioner Precinct 1						
130901	Commissioner Precinct	169,667	-	-	-	169,667
	Commissioner Precinct	<u>169,667</u>	<u>-</u>	<u>-</u>	<u>-</u>	<u>169,667</u>
Commissioner Precinct 2						
130902	Commissioner Precinct	82,071	-	-	-	82,071
	Commissioner Precinct	<u>82,071</u>	<u>-</u>	<u>-</u>	<u>-</u>	<u>82,071</u>
Commissioner Precinct 3						
130903	Commissioner Precinct	135,851	71,625	3,000	-	61,226
	Commissioner Precinct	<u>135,851</u>	<u>71,625</u>	<u>3,000</u>	<u>-</u>	<u>61,226</u>
Commissioner Precinct 4						
130904	Commissioner Precinct	139,939	10,956	123,213	-	5,769
	Commissioner Precinct	<u>139,939</u>	<u>10,956</u>	<u>123,213</u>	<u>-</u>	<u>5,769</u>
Total RTA Funds		<u>637,392</u>	<u>107,581</u>	<u>126,213</u>	<u>37,575</u>	<u>366,023</u>

SCHEDULES
(Unaudited)

Nueces County, Texas
Statement of Transfers In and Out by Fund
July 31, 2020

	Transfers In	Transfers Out
<u>I & S Debt Service Fund</u>		
Special Revenue Fund	630,000	-
<u>General Fund</u>		
Airport Fund	-	45,000
Coastal Parks Fund	-	525,000
Inland Park Fund	-	1,200,000
Main Grant Fund	-	18,421
Special Revenue Fund	-	1,942,750
Stadium Fairgrounds	-	825,000
<u>Road Fund</u>		
Airport Fund	-	12,060
<u>Special Revenue Fund</u>		
Debt Srvc Fund (I&S)	-	630,000
General Fund	1,942,750	-
Main Grant Fund	14,504	20,058
Special Revenue Fund	1,500	1,500
<u>Stadium/Fairgrounds Fund</u>		
Airport Fund	24,000	-
General Fund	825,000	-
<u>Airport Fund</u>		
General Fund	45,000	-
Main Grant Fund	-	6,150
Road Fund	12,060	-
Stadium Fairgrounds	-	24,000
<u>Inland Parks Fund</u>		
General Fund	1,200,000	-
<u>Coastal Parks Fund</u>		
General Fund	525,000	-
<u>Main Grant Fund</u>		
Airport Fund	6,150	-
General Fund	18,421	-
Special Revenue Fund	20,058	14,504
Total Financing Uses	\$ 5,270,477	\$ 5,270,477

Nueces County, Texas
Capital Projects Budget to Actual
July 31, 2020

Project Code	Description	Adjusted Project Budget	Prior Years Expenditures	Current Year Expenditures	Capitol Project Budgets Balance
County Judge					
19010500	Capital Proj Fund (Co Judge)	\$310,383	\$146,812	\$-	\$163,571
19010501	Juvenile Prob Facility Repair	77,250	77,250	-	-
19193000	Airport Improvements	1,215,105	73,353	-	1,141,752
19193001	Airport Terminal Building	913,507	913,507	-	0
19193002	Airport Apron Expansion	543,927	543,927	-	-
19193003	NC Capital Improvement Program	99,500	99,500	-	-
19193004	Envir, Planning & Mitigation	150,000	-	-	150,000
19213000	County Judge	350,000	-	-	350,000
19213001	Courthouse/Cyber Security	300,000	-	165,715	134,285
19237001	Bob Hall Pier Inspection	114,907	-	114,907	-
	County Judge	\$4,074,579	\$1,854,349	\$280,622	\$1,939,608
Commissioner Precinct 1					
19010600	Capital Proj Fund (Pct 1)	\$400,000	\$137,855	\$-	\$262,145
19010601	TPW Boat Ramp	-	-	1,059	(1,059)
19152502	Precinct 1 Channel Maintenance	487,537	440,118	47,419	(0)
19176001	Commissioner PCT 1 Unallocated	61,191	-	-	61,191
19194000	Commissioner PCT 1	70,906	-	-	70,906
19194002	LBasell Youth Sports Complex	1,000,000	689,667	-	310,333
19214000	Commissioner Pct 1	437,337	-	-	437,337
19214001	Haven Park	125,000	114,052	-	10,948
	Commissioner Precinct 1	\$2,581,971	\$1,381,692	\$48,477	\$1,151,801
Commissioner Precinct 2					
19010700	Capital Proj Fund (Pct 2)	\$383,033	\$125,015	\$3,995	\$254,023
19010701	Mobile Emergency Oper Center	32,227	-	29,872	2,356
19152503	Precinct 2 Channel Maintenance	236,986	236,986	-	0
19195000	Commissioner PCT 2	66,120	-	-	66,120
19195001	Bishop Fire Station Renovation	304,935	304,935	-	-
19195002	Amistad Veterans Memorial Park	250,000	185,064	-	64,936
19195003	Bishop Library Renovations	358,462	358,462	-	-
19195004	Bishop Senior Center Improveme	199,144	199,144	-	-
19195005	Petronila Retention Pond	750,000	29,663	9,286	711,052
19195006	Road Improvements	1,050,000	332,387	210,574	507,039
19195007	Bishop Bldg Re-Roofing	21,339	-	21,339	-
19215000	Commissioner Pct 2	842,590	-	-	842,590
19215001	Tierra Grande Drainage Study	41,240	38,466	2,774	-
19215002	Bush Street Facility Fence	116,170	-	116,170	-
	Commissioner Precinct 2	\$4,652,246	\$1,810,121	\$394,009	\$2,448,116
Commissioner Precinct 3					
19010800	Capital Proj Fund (Pct 3)	\$400,000	\$-	\$-	\$400,000
19152504	Pret 3 Channel Maintenance	688,154	688,154	-	-
19159002	CR 36 Improvments	46,463	-	-	46,463
19196000	Commissioner PCT 3	10,169	-	-	10,169
19196002	CR 36 Improvments	1,701,352	1,658,819	-	42,533
19216000	Commissioner Pct 3	662,323	-	-	662,323
19216001	Berlanga FEMA Repairs	298,167	298,167	-	-
19216002	Agua Dulce Baseball Improvement	39,510	-	39,510	-
	Commissioner Precinct 3	\$3,846,138	\$2,645,140	\$39,510	\$1,161,489

Nueces County, Texas
Capital Projects Budget to Actual
July 31, 2020

Project Code	Description	Adjusted Project Budget	Prior Years Expenditures	Current Year Expenditures	Capitol Project Budgets Balance
Commissioner Precinct 4					
19010400	Rd Dist IV Projects	\$5,674,438	\$3,902,725	\$238,488	\$1,533,224
19010401	I.B. Magee Park	1,954,464	149,788	1,783,444	21,231
19010402	Padre Balli Park Imp	327,190	327,190	-	-
19010900	Capital Proj Fund (Pct 4)	279,451	200,000	-	79,451
19010901	Mngmt Servcs I.B. Magee	130,500	-	53,156	77,344
19010902	Bob Hall Pier-ADA Ramp Upgrade	12,460	-	12,460	-
19010903	Parker Pool-Flour Bluff (Gen Fnd)	-	-	-	-
19150101	I.B. Magee RV Park Improvement	138,426	-	138,426	(0)
19197000	Commissioner PCT 4	-	-	-	-
19197001	I.B. Magee Park	949,297	204,331	744,966	-
19197002	Padre Balli Park Imp ('15)	1,156,203	1,156,203	-	0
19197005	Parker Pool-Flour Bluff ('15)	175,000	103,862	53,418	17,720
19197006	London County Park	-	-	-	-
19197007	CR 43 Improvements	100,000	-	-	100,000
19197008	CR 33 Improvements	200,000	-	99,767	100,233
19197009	London Drainage	200,000	-	-	200,000
19197010	Port A Observation Deck	600,000	-	32,831	567,169
19197011	Port A Observation Deck	44,555	-	44,555	-
19210006	Padre Balli Park Imp ('16)	150,000	150,000	-	-
19217000	Commissioner Pct. 4	837,182	-	-	837,182
19217002	Parker Pool - Flour Bluff ('16)	52,097	-	52,097	-
19217003	Mobile Messaging Board	15,277	-	15,277	-
Commissioner Precinct 4		\$12,996,540	\$6,194,100	\$3,268,887	\$3,533,553
Fairgrounds Upgrades & Repairs					
19013800	Arena HVAC System	\$718,611	\$655,206	\$-	\$63,404
19013801	FEMA-RMB Farigrounds Match	31,389	-	-	31,389
Fairgrounds Upgrades & Repairs		\$750,000	\$655,206	\$-	\$94,794
Main Jail Renovations					
19013100	Jail Water Pump	\$24,000	\$11,200	\$-	\$12,800
19014500	Sheriff / Jail Fence & Gate	29,975	29,975	-	-
Main Jail Renovations		\$53,975	\$41,175	\$-	\$12,800

Nueces County, Texas
Capital Projects Budget to Actual
July 31, 2020

Project Code	Description	Adjusted Project Budget	Prior Years Expenditures	Current Year Expenditures	Capitol Project Budgets Balance
McKinzie Jail Renovations					
19170003	McKinzie Annex Expansion ('07)	\$100,000	\$100,000	\$-	\$-
19174012	McKinzie Annex Dormitories	179,107	179,107	-	-
19174013	McKinzie Annex Fire Alarm	450,000	446,188	975	2,838
19191000	McKinzie Annex Expansion ('15)	2,228,331	2,222,258	4,422	1,650
19210003	McKinzie Annex Expansion ('16)	227,446	225,170	2,276	(0)
19210008	McKinzie Annex Fire Alarm (16)	838,272	569,686	205,585	63,001
	McKinzie Jail Renovations	\$4,023,157	\$3,742,410	\$213,259	\$67,488
Information Technology Systems					
19170004	Jail Management ('07)	\$265,518	\$265,518	\$-	\$-
19178001	Case Management System	5,735,000	5,684,352	6,805	43,843
19178005	Website System Upgrade	257,306	172,735	78,571	6,000
19178019	IP Telephone System	1,304,055	1,123,057	-	180,998
19178023	Network Audio/Video Upgrade	84,404	-	-	84,404
19218002	Dist. Clerk Redaction	50,033	-	-	50,033
19218003	Social Service Mgmt Software	110,000	106,455	-	3,545
19218004	Tax Office Queuing System	100,000	-	-	100,000
19218005	Jail Management ('16)	1,330,000	1,224,405	-	105,595
19218006	IT Switch Upgrade	150,000	16,428	1,857	131,715
19218007	Document Management Systems	24,200	16,966	-	7,234
19218008	Datacenter Server Replacement	70,000	-	-	70,000
19218009	Network Awareness Software	95,000	34,177	-	60,823
19218010	NeoGov HR Software Agreement	56,963	56,963	-	-
19218011	iOS Cache Server ('16 CO)	727	727	-	-
19218012	OpenGov Budgeting Software	99,967	99,967	-	-
19218022	WiFi Replacement & Upgrade	77,309	-	77,309	0
19228000	IT Unallocated ('17)	50,000	-	-	50,000
19228001	IT Cloud	350,000	316,200	20,873	12,927
19231252	Fairgrounds Firewall	43,261	-	26,784	16,477
19238001	Software as a Service	117,099	-	37,867	79,232
	Information Technology Systems	\$11,693,424	\$10,440,531	\$250,065	\$1,002,827

Nueces County, Texas
Capital Projects Budget to Actual
July 31, 2020

Project Code	Description	Adjusted Project Budget	Prior Years Expenditures	Current Year Expenditures	Capitol Project Budgets Balance
ADA Improvements					
19013700	ADA Upgrades	\$222,355	\$222,355	\$-	\$-
19190005	Hilltop/Bill Bode ADA Imp('15)	94,258	94,258	-	-
19192000	ADA Improvements	2,233,851	1,802,945	51,799	379,106
19192001	Bishop Bldg ADA Imp	185,670	37,450	-	148,220
19192002	Banquete Bldg ADA Imp	129,820	-	-	129,820
19192003	Berlanga Bldg ADA Imp	110,247	-	-	110,247
19192004	Agua Dulce Bldg/Fire Station ADA	203,490	-	-	203,490
19212001	Courthouse ADA Improvements	4,244,883	6,539	155,141	4,083,203
19212002	Hilltop/Bill Bode ADA Imp (16)	1,580,094	1,568,707	10,606	782
19212004	Polston Bldg ADA Imp	291,802	-	-	291,802
19212006	Robstown Comm ADA Imp	221,568	-	-	221,568
19212010	Bishop Comm ADA Imp	109,820	15,403	-	94,417
19222000	ADA Unallocated	1,000,000	-	-	1,000,000
	ADA Improvements	\$10,627,858	\$3,747,658	\$217,545	\$6,662,655
Airport Projects					
19011600	Airport Hangars	\$655,088	\$655,088	\$-	\$-
	Airport Projects	\$655,088	\$655,088	\$-	\$-
Road Bridge & Drainage					
19219000	Road, Bridge & Drainage	\$1,000,000	\$10,781	\$-	\$989,219
19229000	R & B Unallocated	200,000	-	200,000	-
19239501	Drainage Master Plan	108,000	-	-	108,000
19239502	NB Environmental Srvy Phase 1	188,989	-	-	188,989
	Road Bridge & Drainage	\$1,496,989	\$10,781	\$200,000	\$1,286,208

Nueces County, Texas
Capital Projects Budget to Actual
July 31, 2020

Project Code	Description	Adjusted Project Budget	Prior Years Expenditures	Current Year Expenditures	Capitol Project Budgets Balance
Buildings & Facilities					
19013621	JP 2-1 Bldg Renovation	\$92,370	\$92,370	\$-	\$-
19014200	Sr Comm Services (Roof)	35,000	27,450	-	7,550
19014220	Bill Bode Bldg Roof Replacement	38,149	-	-	38,149
19014300	Berlanga Sr Bldg (Repairs)	50,000	6,194	-	43,806
19014400	4-Yard Improvements	199,533	64,572	130,686	4,275
19014600	Dom Ht Water CtHse/Jail	24,000	24,000	-	-
19015000	Bishop Bldg. Emer Generator	28,946	-	28,946	-
19151126	Records Warehouse HVAC	-	-	-	-
19151127	Bishop Re-Roof	18,582	-	18,582	-
19151128	5th Floor Bldg. Renovatn (04)	53,575	-	56,730	(3,155)
19171001	IT Data Center Condenser ('07)	78,703	78,703	-	-
19191001	5th Floor Bldg. Engineering 15	18,112	-	13,584	4,528
19211000	Building & Facility Renovation	6,200	4,580	-	1,620
19211001	Courthouse Skylight Replace	53,314	-	-	53,314
19211003	Waco St - Emergency Gen	830,705	143,028	-	687,678
19211004	Hilltop Roof Replacement	1,400,000	82,345	10	1,317,645
19211005	Robstown Comm. Center Reparis	65,000	-	-	65,000
19211006	Berlanga Bldg Repair	55,000	-	-	55,000
19211008	METASYS System	80,366	80,366	-	-
19211014	Web Based Control HVAC	281,698	277,448	-	4,250
19211015	5th Floor Courthouse HVAC	46,400	46,400	-	-
19211016	IT Data Center Condenser ('16)	26,772	26,772	-	-
19211017	Evidence Room	37,917	-	16,033	21,884
19211018	4-Yard Improvements	65,000	-	49,517	15,483
19211019	Architect/Engineer Services	144,880	-	58,200	86,680
19211020	Bill Bode Bldg Roof Replacement	60,500	-	-	60,500
19231565	Medical Examiner Facility Plan	103,500	-	103,500	-
19231850	Animal Care Building Study	22,000	-	-	22,000
19231975	IB Magee Multipurpose Building	1,500,000	-	-	1,500,000
19231976	IB Magee Temp Ofc Bldg.	50,000	-	15,622	34,378
Buildings & Facilities		\$5,466,221	\$954,227	\$491,409	\$4,020,585
County Parks					
19012100	Hazel Bazemore Clean-up	\$504,059.00	\$451,753.77	\$-	\$52,305.23
19153322	Hilltop Park Enhancement	112,272	112,272	-	-
19153328	Amistad Park Walking Trail	10,001	-	-	10,001
19153402	Hazel Bazemore Park Imp.	54,293	-	-	54,293
19221000	Inland Park Repairs Unallocated	266,189	-	-	266,189
County Parks		\$946,813	\$564,026	\$-	\$382,787

**Nueces County, Texas
Capital Projects Budget to Actual
July 31, 2020**

Project Code	Description	Adjusted Project Budget	Prior Years Expenditures	Current Year Expenditures	Capitol Project Budgets Balance
Individual Projects					
19010100	Misc Projects	\$2,356,538	\$1,215,689	\$-	\$1,140,849
19012700	Major Capital Proj Contingency	420,547	420,241	-	306
19012701	Def Eco Adj Assist Grant	255,000	-	-	255,000
19012900	Court Proj Sanction Fund	168,014	118,532	49,482	(0)
19013000	Computers DA, Sheriff & Const	446,542	446,542	-	-
19014800	Central Jury Room Upgrades	49,891	-	49,891	-
19014900	Library Tech Upgrades	58,982	-	33,338	25,644
19015100	Equip. & Furn. 5th Flr MP Room	24,405	-	20,684	3,720
19150100	Unallocated-04 Co Funds	4,210	-	-	4,210
19170000	2007 CO's Unallocated	59,418	-	-	59,418
191900	2015 Certificate of Obligation	642,314	238,902	-	403,412
19201000	Harbor Bridge Project	12,000,000	12,000,000	-	-
19210000	2016 Certificate of Obligation	1,055,668	259,576	-	796,092
19220000	2017 CO Unallocated	3,308,502	3,231,260	-	77,243
19230000	2019 Tax Note Unallocated	28,303,636	-	309,732	27,993,903
19231001	Courthouse/Jail Chiller Proj	1,825,191	-	1,700,549	124,642
19231002	Bishop Building Re-Roofing	99,241	-	99,241	-
19231003	Jail Elevators	784,916	-	665,582	119,334
19231005	Courthouse Tower Elevator	1,656,022	-	1,363,239	292,783
19231006	Ext Crths Safety Measures	190,245	-	85,733	104,512
19231007	Ext Cths Remediation	240,054	-	23,465	216,589
19231850	Animal Care Building Study	22,000	-	-	22,000
19238501	Metrocom Radio Replacement	2,167,995	-	722,665	1,445,330
19238502	Body Cameras and Tasers	182,742	-	43,160	139,582
19238901	Dist Clerk Records Imaging	2,000,000	-	-	2,000,000
19239001	CR 67 FRM SH44 TO CR28	161,550	-	111,630	49,920
19239002	CR 69 CR 52 TO ROBST LIM	50,959	-	36,476	14,483
19239003	CR 73 FM 624 RCK ISL DRV	105,597	-	78,293	27,304
19239004	CR33 FROM FM 43 1 MILE N	-	-	-	-
19239005	CR 48 from FM1889 to CR69	63,030	-	42,527	20,503
19239006	CR 22 from SH286 to CR51	121,157	-	17,122	104,035
19239007	CR 49 from FM43 to FM244	109,911	-	17,332	92,579
19239008	Harbor Bridge Right of Way	-	-	10,500	(10,500)
Individual Projects		\$58,934,275	\$17,930,741	\$5,480,642	\$35,533,392
Total Capital Projects		\$122,799,273	\$52,627,245	\$10,884,424	\$59,292,854

Capital Projects Totals by Funding Source

Project Funding Source	Adjusted Project Budget	Prior Years Expenditures	Current Year Expenditures	Capital Project Budgets Balance
2004 Certificate of Obligation	\$1,850,498	\$1,477,530	\$261,156	\$111,812
2007 Certificate of Obligation	9,897,284	9,372,242	86,351	438,691
2015 Certificate of Obligation	17,975,613	11,248,637	1,286,540	5,440,436
2015 State Infrastructure Bond	12,000,000	12,000,000	-	-
2016 Certificate of Obligation	19,154,398	5,473,573	968,077	12,712,749
2017 Certificate of Obligation	5,174,691	3,547,460	220,873	1,406,358
2019 Tax Note	40,310,000	-	5,625,925	34,684,075
General Fund	16,414,789	9,507,804	2,435,503	4,471,482
Total Capital Projects	\$122,777,273	\$52,627,245	\$10,884,424	\$59,265,604



Nueces County
Summary of Revenue Reports
 For revenue reports received for July 2020



as of August 26, 2020

The monthly revenue reports have been received and proofed by the County Auditor's Office, where they are on file for inspection. The monthly revenue reports are respectfully presented to the Commissioners Court for approval, in accordance with LGC 114.002, 114.043, and 114.044. Reports are considered late after the 25th of the following month.

DEPT. CODE	DEPARTMENT	DEPARTMENT HEAD	Last 6 months % Timely	Jul-20	
				REPORT STATUS	LAST REPORT
				✓ Received	SUBMITTED
0160	Airport Fund	John Cox	100.00%	✓	
5330	Animal Control	Juan Ramirez	100.00%	✓	
0180	Coastal Management	Scott Cross	100.00%	✓	
1180	County Clerk Collections	Kara Sands	100.00%	✓	
1160	County Clerk Fee Account	Kara Sands	100.00%	✓	
1170	County Clerk Treasury	Kara Sands	100.00%	✓	
3700	County Sheriff - Bond Account	John Hooper	100.00%	✓	
3700	County Sheriff - Civil Account	John Hooper	100.00%	✓	
1324	County Sheriff - Inmate Benefit	John Hooper	66.67%	✓	
3720	County Sheriff - Inmate Trust Account	John Hooper	100.00%	✓	
1329	County Sheriff-Federal Narcotics	John Hooper	100.00%	✓	
3021	CountyClerk School Fund	Kara Sands	100.00%	✓	
3530	District Clerk- Child Support	Anne Lorentzen	33.33%	Not received	May - 2020
3530	District Clerk Fee Operating Account	Anne Lorentzen	0.00%	Not received **	February - 2020
3530	District Clerk-Criminal Bond Registry	Anne Lorentzen	16.67%	Not received	May - 2020
3530	District Clerk-Invested Trust Accounts	Anne Lorentzen	16.67%	Not received	May - 2020
3530	District Clerk-Registry Accts.# 1 & 2	Anne Lorentzen	16.67%	Not received	May - 2020
0140	Fairgrounds Stadium	Edward Herrera	100.00%	✓	
1356	Hilltop Community Center	Edward Herrera	100.00%	✓	
3480	Juvenile Probation	Homer Flores	100.00%	✓	
0150	Law Library	Ida Garza	100.00%	✓	
3890	Medical Examiner	Dr. Ray Fernandez	100.00%	✓	
1370	Robstown & SanJuan Parks	Edward Herrera	100.00%	✓	
4190	Senior Community Services	Edward Herrera	100.00%	✓	
TAX ASSESSOR-COLLECTOR					
1200	Proration Account	Kevin Kieschnick	100.00%	Not received	Jun-20
1200	Monthly Collected Taxes	Kevin Kieschnick	100.00%	Not received	Jun-20
1200	Gen. Services Account	Kevin Kieschnick	100.00%	Not received	Jun-20
1200	Motor Vehicle Account (2)	Kevin Kieschnick	100.00%	Not received	Jun-20
1200	Property Tax Acct	Kevin Kieschnick	100.00%	Not received	Jun-20
1200	V I T Escrow	Kevin Kieschnick	100.00%	Not received	Jun-20
1200	IRP Funds	Kevin Kieschnick	100.00%	Not received	Jun-20



Nueces County
Summary of Revenue Reports
 For revenue reports received for July 2020



as of July 20, 2020 (Due July 25th)

The monthly revenue reports have been received and proofed by the County Auditor's Office, where they are on file for inspection. The monthly revenue reports are respectfully presented to the Commissioners Court for approval, in accordance with LGC 114.002, 114.043, and 114.044. Reports are considered late after the 25th of the following month.

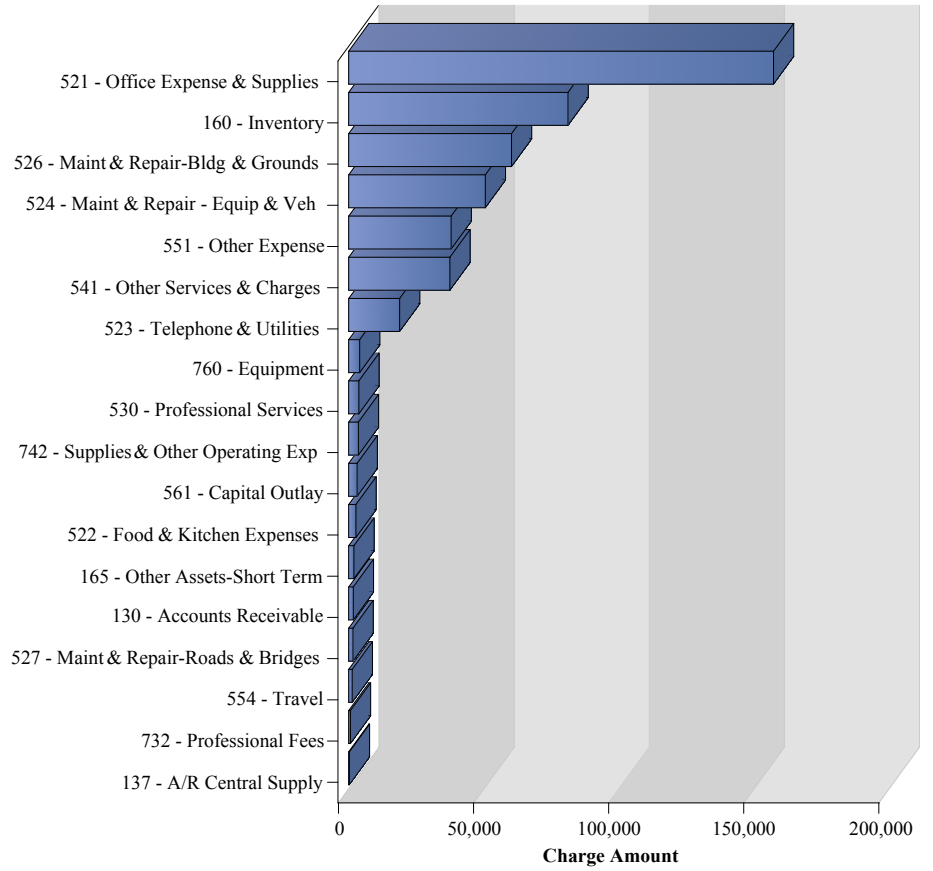
DEPT.			Last 6 months	Jul-20	
CODE			% Timely	REPORT STATUS	LAST REPORT
DEPARTMENT	DEPARTMENT HEAD			✓ Received	SUBMITTED
JUSTICES OF THE PEACE					
3600	Precinct 1, Place 1	Judge Joe Benavides	100.00%	✓	
3610	Precinct 1, Place 2	Judge Henry Santana	100.00%	✓	
3613	Precinct 1, Place 3	Judge Robert Balderas	100.00%	✓	
3621	Precinct 2, Place 1	Judge Jo Woosley	100.00%	✓	
3622	Precinct 2, Place 2	Judge Thelma Rodriguez	100.00%	✓	
3630	Precinct 3	Judge Larry Lawrence	100.00%	✓	
3640	Precinct 4	Judge Duncan Neblett, Jr.	100.00%	✓	
3650	Precinct 5-1	Judge Robert Gonzalez	100.00%	✓	
3655	Precinct 5-2	Judge Armando B. Gonzalez, Jr.	100.00%	✓	
CONSTABLES					
3810	Precinct 1	Robert M. Cisneros	100.00%	✓	
3820	Precinct 2	Michell Clark	100.00%	✓	
3830	Precinct 3	Jimmy Rivera	83.33%	✓	
3840	Precinct 4	Robert W. Sherwood	100.00%	✓	
3850	Precinct 5	Fred Flores III	100.00%	✓	

Procurement

(Unaudited)

Nueces County, Texas
PCard Transaction Totals by Budget Category
All Funds
July 2020

	Amount
521 - Office Expense & Supplies	157,246
160 - Inventory	81,180
526 - Maint & Repair-Bldg & Grounds	60,276
524 - Maint & Repair - Equip & Veh	50,566
551 - Other Expense	37,927
541 - Other Services & Charges	37,450
523 - Telephone & Utilities	18,857
760 - Equipment	4,061
530 - Professional Services	3,760
742 - Supplies & Other Operating Exp	3,594
561 - Capital Outlay	3,121
522 - Food & Kitchen Expenses	2,675
165 - Other Assets-Short Term	1,923
130 - Accounts Receivable	1,715
527 - Maint & Repair-Roads & Bridges	1,598
554 - Travel	1,307
732 - Professional Fees	641
137 - A/R Central Supply	252
Total	468,151



Nueces County, Texas
PCard Transaction Totals by Budget Category, Key Code
All Funds
July 2020

Budget Category	Key Code	Amount
521 - Office Expense & Supplies	5212 - Central Supply Charges	83,278.13
	5211 - Office Expenses & Supplies	64,609.36
	5680 - Non Capital Outlay < \$5000	6,397.70
	5216 - Gulf Coast Mailing	1,287.00
	5218 - Books, Magzs & Subscriptions	569.36
	5213 - PC Software Programs	409.34
	5681 - Security Video Equip & Supply	382.00
	5217 - Postage & Fed Express	313.47
	Total	157,246.36
160 - Inventory	1500 - Inventory - Supplies	80,711.40
	1550 - Inventory - Commodities	469.03
	Total	81,180.43
526 - Maint & Repair-Bldg & Grounds	5268 - Parts, Supplies & Misc	36,167.06
	5265 - Mechanical Systems Repairs	13,841.68
	5261 - Buildings-Maintenance & Repair	7,398.74
	5266 - Contract Services-Buildings	1,851.50
	5264 - Landscape & Grounds M&R	1,017.02
	Total	60,276.00
524 - Maint & Repair - Equip & Veh	5249 - Car Repairs, Supplies & Srves	16,210.98
	5252 - Heavy Motor Equip & Mach M&R	12,357.45
	5255 - Tools & Supplies	9,088.71
	5256 - PC Maintenance & Repairs	4,060.66
	5254 - Equip Maint. & Repairs	3,629.24
	5248 - Car Accessories	3,337.78
	5250 - Shop-Oil,Tires,Antifrz,Filters	1,703.96
	5247 - Car Wash & Cleaning Expense	177.00
	Total	50,565.78
551 - Other Expense	5517 - Copiers/Print Shop Costs	37,823.28
	5515 - Contract Lease Pymts	103.95
	Total	37,927.23
541 - Other Services & Charges	5463 - Wearing Apparel Expenses	9,519.48
	5425 - Child's Clothing & Supplies	8,425.00
	5449 - Burial/Cremation Expense	5,266.00
	5427 - Clinical & Hygienic Supplies	5,217.29
	5435 - Equipment Rentals	3,401.21
	5455 - Services - Other	1,221.29
	5444 - Law Enforcement Supplies	847.81
	5447 - Membrships,Dues,Certifications	647.44

Nueces County, Texas
PCard Transaction Totals by Budget Category, Key Code
All Funds
July 2020

Budget Category	Key Code	Amount
541 - Other Services & Charges	5438 - General Operating Supplies	609.39
	5414 - Advertisemnts & Public Notices	456.05
	5487 - Other Outside Agencies	434.60
	5440 - Inmate General Supplies	391.83
	5437 - Fees & Permits	359.70
	5442 - Investigation Costs	354.01
	5433 - Educational & Demo Supplies	178.47
	5942 - Notary & Other Bonds	96.09
	5462 - Video & Recording Expenses	24.75
	Total	37,450.41
523 - Telephone & Utilities	5237 - Utilities - Direct Clients	8,709.76
	5236 - InterNet Fees-T-1-ISDN	5,271.94
	5239 - Tipping & Dump Fees	1,837.21
	5238 - TXU Electric Assistance	1,786.20
	5231 - Telephone Utility Expense	1,237.98
	5229 - Content Streaming Services	14.06
	Total	18,857.15
760 - Equipment	7524 - Maintenance Agreement - Equip	4,061.24
	Total	4,061.24
530 - Professional Services	5311 - Software Srvc & Maintenance	2,399.80
	5320 - Soil Tests & Other	1,240.00
	5302 - Education Registration Fees	60.00
	5317 - Training Exps-Inhouse, Cntract	50.00
	5306 - Empl Evals/Testing	10.21
	Total	3,760.01
742 - Supplies & Other Operating Exp	7436 - Computer Software Service & Ma	3,256.44
	7421 - Office Expense & Supplies	184.82
	7448 - Educational Supplies	152.47
	Total	3,593.73
561 - Capital Outlay	5686 - IT Fixed Asset Exception Items	3,120.75
	Total	3,120.75
522 - Food & Kitchen Expenses	5221 - Food & Edible Items	2,407.70
	5222 - Food for Animals	267.14
	Total	2,674.84
165 - Other Assets-Short Term	1660 - Utility Pre-Payments PCard	1,923.46
	Total	1,923.46
130 - Accounts Receivable	1410 - Accts Rec-Component Units	893.23
	1472 - Charge Customer A/R	822.01

Nueces County, Texas
PCard Transaction Totals by Budget Category, Key Code
All Funds
July 2020

Budget Category	Key Code	Amount
130 - Accounts Receivable	Total	1,715.24
527 - Maint & Repair-Roads & Bridges	5274 - Parts & Supplies	1,274.33
	5276 - Road Sign Materials	168.07
	5273 - Pipe,Culverts & Other Material	155.29
	Total	1,597.69
554 - Travel	5542 - Travel, Food & Lodging	1,307.48
	Total	1,307.48
732 - Professional Fees	7327 - Educational-Registration Fee	548.00
	7328 - Memberships & Dues	92.90
	Total	640.90
137 - A/R Central Supply	1433 - A/R Global Spectrum	252.10
	Total	252.10
Total		468,150.80

Nueces County, Texas
PCard Transaction Totals by Budget Category, Key Code and Department
All Funds
July 2020

Budget Category	Key Code	Department	Amount	
521 - Office Expense & Supplies	5212 - Central Supply Charges	0104 - Disaster Recovery	83,118.33	
		3890 - Medical Examiner	159.80	
		Total	83,278.13	
	5211 - Office Expenses & Supplies		0104 - Disaster Recovery	33,310.12
			0180 - Coastal Parks Department	4,838.51
			3720 - Jail	4,433.89
			1200 - Tax Assessor - Collector	2,583.95
			0170 - Inland Park Fund	2,201.21
			3530 - District Clerk	2,042.24
			3700 - County Sheriff	2,018.38
			3890 - Medical Examiner	1,562.87
			3630 - Justice of the Peace 3	1,376.80
			3480 - Juvenile Probation	1,277.37
			1250 - County Auditor	794.29
			3490 - Juvenile Detention	750.54
			1160 - County Clerk	719.52
			1170 - County Clerk Treasury	696.83
			0120 - Road & Bridge Fund	678.27
			3150 - County Court at Law 5	514.81
			3520 - District Attorney	451.51
			1122 - Grants Administration	391.14
			1120 - County Judge	377.18
			3610 - Justice of the Peace 1-2	363.66
			4195 - Hilltop Community Services	309.12
			3621 - Justice of the Peace 2-1	294.42
			1030 - County Commissioner Prec 3	280.93
			3600 - Justice of the Peace 1-1	269.48
			3622 - Justice of the Peace 2-2	241.32
			1130 - County Attorney	185.80
			3492 - Juvenile Justice Post-Adjudica	184.28
			3200 - Legal Aid	175.90
			3613 - Justice of the Peace 1-3	155.74
			1470 - Records Management Department	131.69
1389 - Nueces County Dev Commission	114.08			
1570 - Building Superintendent	94.90			
4110 - Social Services-Administration	94.24			
2150 - TSLAC 2020 Special Projects	92.73			
1545 - Keach Library Building	92.53			

Nueces County, Texas
PCard Transaction Totals by Budget Category, Key Code and Department
All Funds
July 2020

Budget Category	Key Code	Department	Amount
521 - Office Expense & Supplies	5211 - Office Expenses & Supplies	3850 - Constable 5	89.31
		3650 - Justice of the Peace 5-1	61.46
		3075 - Contract Elections	60.21
		3300 - Court Administration	47.94
		1240 - Information Technology	45.40
		1280 - Employees' Benefits	40.25
		0121 - Engineering	38.87
		1770 - Sr Community Services Bldgs.	30.94
		5330 - Nueces County Animal Services	30.11
		3830 - Constable 3	22.96
		1125 - Risk Management	20.09
		1402 - Library Board	18.78
		1270 - County Purchasing	2.79
		Total	64,609.36
		5680 - Non Capital Outlay < \$5000	0104 - Disaster Recovery
	1901 - General Capital Projects		1,158.34
	Total		6,397.70
	5216 - Gulf Coast Mailing	1200 - Tax Assessor - Collector	486.36
		3075 - Contract Elections	406.12
		3530 - District Clerk	85.32
		1170 - County Clerk Treasury	54.36
		1160 - County Clerk	40.00
		3600 - Justice of the Peace 1-1	25.84
		1180 - Co Clerk Collections	24.92
		3140 - County Court at Law 4	23.28
		3110 - County Court at Law 1	21.68
		3520 - District Attorney	19.40
		3130 - County Court at Law 3	15.68
		3700 - County Sheriff	12.12
		3300 - Court Administration	11.68
		3480 - Juvenile Probation	10.04
		3370 - 319th District Court	8.32
		1250 - County Auditor	7.08
		3610 - Justice of the Peace 1-2	4.36
		3120 - County Court at Law 2	4.24
		3340 - 117th District Court	3.84
		3360 - 214th District Court	3.04
1490 - CSCD Cook Building	2.88		

Nueces County, Texas
PCard Transaction Totals by Budget Category, Key Code and Department
All Funds
July 2020

Budget Category	Key Code	Department	Amount	
521 - Office Expense & Supplies	5216 - Gulf Coast Mailing	1130 - County Attorney	2.36	
		0120 - Road & Bridge Fund	1.84	
		3150 - County Court at Law 5	1.80	
		3380 - 347th District Court	1.68	
		3310 - 28th District Court	1.52	
		3810 - Constable 1	1.40	
		1190 - County Clerk Elections	1.36	
		4110 - Social Services-Administration	1.24	
		3350 - 148th District Court	1.04	
		1122 - Grants Administration	0.56	
		1245 - Human Resources	0.52	
		1285 - General Administration	0.40	
		3840 - Constable 4	0.32	
		1040 - County Commissioner Prec 4	0.28	
		1270 - County Purchasing	0.08	
		1120 - County Judge	0.04	
		Total	1,287.00	
	5218 - Books, Magzs & Subscriptions	6310 - County Library	1240 - Information Technology	268.24
			1130 - County Attorney	8.52
			Total	569.36
		1030 - County Commissioner Prec 3	409.34	
	Total	409.34		
	5681 - Security Video Equip & Supply	0120 - Road & Bridge Fund	382.00	382.00
			Total	382.00
	5217 - Postage & Fed Express	3092 - Vector Control	3530 - District Clerk	34.45
			1190 - County Clerk Elections	26.35
			0180 - Coastal Parks Department	7.85
Total			313.47	
Total		157,246.36		
160 - Inventory	1500 - Inventory - Supplies	1270 - County Purchasing	80,711.40	
		Total	80,711.40	
	1550 - Inventory - Commodities	0182 - Pier Funds	469.03	
		Total	469.03	
Total	81,180.43			
526 - Maint & Repair-Bldg & Grounds	5268 - Parts, Supplies & Misc	0180 - Coastal Parks Department	8,308.96	
		1570 - Building Superintendent	7,119.61	

Nueces County, Texas
PCard Transaction Totals by Budget Category, Key Code and Department
All Funds
July 2020

Budget Category	Key Code	Department	Amount
526 - Maint & Repair-Bldg & Grounds	5268 - Parts, Supplies & Misc	0104 - Disaster Recovery	6,770.94
		0182 - Pier Funds	4,700.56
		0170 - Inland Park Fund	2,672.16
		1305 - Courthouse Security Fund	2,630.00
		0181 - Beach Improvement Fund	1,928.40
		1590 - Hilltop Facility	787.30
		1240 - Information Technology	680.34
		3492 - Juvenile Justice Post-Adjudica	357.14
		2110 - RoutineAirportMaintProg	187.80
		6310 - County Library	23.85
		Total	36,167.06
	5265 - Mechanical Systems Repairs	1570 - Building Superintendent	12,385.91
		3720 - Jail	550.00
		0170 - Inland Park Fund	511.06
		0120 - Road & Bridge Fund	270.00
		0180 - Coastal Parks Department	111.00
		1590 - Hilltop Facility	13.71
		Total	13,841.68
	5261 - Buildings-Maintenance & Repair	1570 - Building Superintendent	6,438.99
		0104 - Disaster Recovery	385.00
		2110 - RoutineAirportMaintProg	344.75
		0180 - Coastal Parks Department	230.00
		Total	7,398.74
	5266 - Contract Services-Buildings	1570 - Building Superintendent	858.00
		0120 - Road & Bridge Fund	700.00
		0170 - Inland Park Fund	293.50
		Total	1,851.50
	5264 - Landscape & Grounds M&R	1570 - Building Superintendent	385.24
		0170 - Inland Park Fund	360.90
		1402 - Library Board	270.88
		Total	1,017.02
	Total		60,276.00
	524 - Maint & Repair - Equip & Veh	5249 - Car Repairs, Supplies & Srves	0120 - Road & Bridge Fund
3700 - County Sheriff			1,982.76
4190 - Senior Community Services			1,719.89
3810 - Constable 1			1,604.86
3850 - Constable 5			1,458.25
3720 - Jail			1,287.40

Nueces County, Texas
PCard Transaction Totals by Budget Category, Key Code and Department
All Funds
July 2020

Budget Category	Key Code	Department	Amount
524 - Maint & Repair - Equip & Veh	5249 - Car Repairs, Supplies & Srves	3830 - Constable 3	1,198.54
		1240 - Information Technology	769.77
		0170 - Inland Park Fund	353.08
		3820 - Constable 2	314.28
		3492 - Juvenile Justice Post-Adjudica	282.07
		0160 - Airport Fund Administration	212.91
		5330 - Nueces County Animal Services	164.60
		3520 - District Attorney	158.86
		1590 - Hilltop Facility	7.00
		3092 - Vector Control	7.00
		Total	16,210.98
	5252 - Heavy Motor Equip & Mach M&R	0120 - Road & Bridge Fund	11,648.88
		0180 - Coastal Parks Department	688.57
		0170 - Inland Park Fund	20.00
		Total	12,357.45
	5255 - Tools & Supplies	0120 - Road & Bridge Fund	5,407.40
		0170 - Inland Park Fund	1,812.76
		0104 - Disaster Recovery	710.26
		1740 - McKenzie Jail Annex	509.87
		1500 - Mechanical Maintenance	308.50
		1570 - Building Superintendent	107.19
		0121 - Engineering	96.00
		3700 - County Sheriff	91.94
		3850 - Constable 5	29.80
		1590 - Hilltop Facility	14.99
		Total	9,088.71
	5256 - PC Maintenance & Repairs	1240 - Information Technology	2,324.35
		0370 - Metropolitan Planning Org	1,736.31
		Total	4,060.66
	5254 - Equip Maint. & Repairs	0120 - Road & Bridge Fund	1,138.91
		0104 - Disaster Recovery	1,099.63
		1590 - Hilltop Facility	666.70
		0170 - Inland Park Fund	529.18
		1570 - Building Superintendent	194.82
		Total	3,629.24
	5248 - Car Accessories	0170 - Inland Park Fund	2,435.10
		3700 - County Sheriff	618.83
		6110 - Agricultural Extension	236.42

Nueces County, Texas
PCard Transaction Totals by Budget Category, Key Code and Department
All Funds
July 2020

			Amount	
Budget Category	Key Code	Department		
524 - Maint & Repair - Equip & Veh	5248 - Car Accessories	3830 - Constable 3	47.43	
		Total	3,337.78	
	5250 - Shop-Oil,Tires,Antifrz,Filters	0170 - Inland Park Fund	677.87	
		0120 - Road & Bridge Fund	659.33	
		6110 - Agricultural Extension	181.30	
		0180 - Coastal Parks Department	158.49	
		3830 - Constable 3	26.97	
		Total	1,703.96	
	5247 - Car Wash & Cleaning Expense	3850 - Constable 5	116.00	
		3810 - Constable 1	40.00	
		0120 - Road & Bridge Fund	21.00	
		Total	177.00	
	Total			50,565.78
	551 - Other Expense	5517 - Copiers/Print Shop Costs	3530 - District Clerk	3,625.15
3720 - Jail			3,624.29	
3520 - District Attorney			3,530.30	
3700 - County Sheriff			2,036.22	
1200 - Tax Assessor - Collector			1,407.26	
3480 - Juvenile Probation			1,322.69	
1250 - County Auditor			1,281.31	
1490 - CSCD Cook Building			1,154.39	
1160 - County Clerk			1,089.38	
3490 - Juvenile Detention			992.52	
1130 - County Attorney			880.19	
4110 - Social Services-Administration			742.98	
0120 - Road & Bridge Fund			699.88	
6310 - County Library			604.50	
1285 - General Administration			588.73	
3250 - Magistrate/ DWI Drug Court			571.75	
3640 - Justice of the Peace 4			529.19	
1121 - CCMGT Support			513.35	
6110 - Agricultural Extension			502.27	
6210 - Family & Consumer Sciences			502.26	
0180 - Coastal Parks Department			481.29	
4190 - Senior Community Services			421.75	
1270 - County Purchasing			411.25	
3120 - County Court at Law 2	393.43			
3130 - County Court at Law 3	393.42			

Nueces County, Texas
PCard Transaction Totals by Budget Category, Key Code and Department
All Funds
July 2020

Budget Category	Key Code	Department	Amount
551 - Other Expense	5517 - Copiers/Print Shop Costs	3600 - Justice of the Peace 1-1	365.16
		3150 - County Court at Law 5	360.29
		1245 - Human Resources	352.76
		3310 - 28th District Court	340.76
		1315 - County Clerk Records Mgmt	339.84
		1170 - County Clerk Treasury	329.92
		1180 - Co Clerk Collections	329.91
		3890 - Medical Examiner	317.27
		3320 - 94th District Court	297.50
		3340 - 117th District Court	297.49
		3300 - Court Administration	283.00
		3110 - County Court at Law 1	282.64
		3140 - County Court at Law 4	282.63
		3710 - ID Jail Division	273.71
		3610 - Justice of the Peace 1-2	271.62
		0150 - Law Library Fund	271.20
		3370 - 319th District Court	270.45
		3380 - 347th District Court	270.44
		3850 - Constable 5	253.15
		3622 - Justice of the Peace 2-2	242.67
		3510 - District Clerk-Jury Admin	235.65
		1570 - Building Superintendent	222.96
		3492 - Juvenile Justice Post-Adjudica	221.96
		1470 - Records Management Department	208.02
		1122 - Grants Administration	204.57
		3621 - Justice of the Peace 2-1	202.18
		3350 - 148th District Court	189.71
		3360 - 214th District Court	189.70
		3330 - 105th District Court	182.05
		3820 - Constable 2	175.50
		3810 - Constable 1	160.48
		3613 - Justice of the Peace 1-3	158.04
1125 - Risk Management	151.73		
3630 - Justice of the Peace 3	148.92		
1275 - Veterans' Service	145.78		
3830 - Constable 3	141.55		
3650 - Justice of the Peace 5-1	131.45		
0160 - Airport Fund Administration	97.53		

Nueces County, Texas
PCard Transaction Totals by Budget Category, Key Code and Department
All Funds
July 2020

Budget Category	Key Code	Department	Amount	
551 - Other Expense	5517 - Copiers/Print Shop Costs	4195 - Hilltop Community Services	92.31	
		0170 - Inland Park Fund	85.21	
		5330 - Nueces County Animal Services	85.21	
		3655 - Justice of the Peace 5-2	60.61	
		Total	37,823.28	
	5515 - Contract Lease Pymts	0370 - Metropolitan Planning Org	103.95	
		Total	103.95	
	Total			37,927.23
	541 - Other Services & Charges	5463 - Wearing Apparel Expenses	0104 - Disaster Recovery	9,013.89
			1590 - Hilltop Facility	253.00
0170 - Inland Park Fund			189.60	
3850 - Constable 5			62.99	
1270 - County Purchasing			0.00	
Total			9,519.48	
5425 - Child's Clothing & Supplies		4130 - Children Protective Services	8,425.00	
		Total	8,425.00	
5449 - Burial/Cremation Expense		4120 - Direct Social Services	4,345.00	
		2171 - Tx Vet Comm Vet Asst	921.00	
		Total	5,266.00	
5427 - Clinical & Hygienic Supplies		0104 - Disaster Recovery	3,497.29	
		5330 - Nueces County Animal Services	1,720.00	
		Total	5,217.29	
5435 - Equipment Rentals		1190 - County Clerk Elections	2,115.02	
		1570 - Building Superintendent	938.22	
		0120 - Road & Bridge Fund	347.97	
		Total	3,401.21	
5455 - Services - Other		0120 - Road & Bridge Fund	685.00	
		2820 - State Aid-Grant	536.29	
		Total	1,221.29	
5444 - Law Enforcement Supplies		3720 - Jail	438.67	
		0104 - Disaster Recovery	237.64	
		1330 - State Awrdded Sheriff	171.50	
		Total	847.81	
5447 - Membrships,Dues,Certifications		1120 - County Judge	305.00	
		0102 - General Liability Insurance	292.44	
		3520 - District Attorney	50.00	
		Total	647.44	
5438 - General Operating Supplies		3092 - Vector Control	175.79	

Nueces County, Texas
PCard Transaction Totals by Budget Category, Key Code and Department
All Funds
July 2020

Budget Category	Key Code	Department	Amount	
541 - Other Services & Charges	5438 - General Operating Supplies	5330 - Nueces County Animal Services	166.98	
		0180 - Coastal Parks Department	100.80	
		1570 - Building Superintendent	60.91	
		3492 - Juvenile Justice Post-Adjudica	46.94	
		0120 - Road & Bridge Fund	41.30	
		3490 - Juvenile Detention	16.67	
		Total	609.39	
	5414 - Advertisemnts & Public Notices	4130 - Children Protective Services	456.05	
		Total	456.05	
	5487 - Other Outside Agencies	0137 - Prct 2 Special Revenue Fund	434.60	
		Total	434.60	
	5440 - Inmate General Supplies	1324 - Inmate Commissary Fund	287.15	
		3492 - Juvenile Justice Post-Adjudica	104.68	
		Total	391.83	
	5437 - Fees & Permits	0120 - Road & Bridge Fund	126.70	
		3720 - Jail	55.50	
		0180 - Coastal Parks Department	50.00	
		3700 - County Sheriff	45.00	
		3850 - Constable 5	22.50	
		0170 - Inland Park Fund	15.00	
		4190 - Senior Community Services	15.00	
		3810 - Constable 1	7.50	
		3820 - Constable 2	7.50	
		4195 - Hilltop Community Services	7.50	
		6210 - Family & Consumer Sciences	7.50	
		Total	359.70	
		5442 - Investigation Costs	3520 - District Attorney	270.90
	3700 - County Sheriff		83.11	
	Total		354.01	
	5433 - Educational & Demo Supplies	6110 - Agricultural Extension	178.47	
		Total	178.47	
	5942 - Notary & Other Bonds	0102 - General Liability Insurance	96.09	
		Total	96.09	
	5462 - Video & Recording Expenses	3490 - Juvenile Detention	24.75	
		Total	24.75	
	Total			37,450.41
	523 - Telephone & Utilities	5237 - Utilities - Direct Clients	4120 - Direct Social Services	4,150.96
2160 - Emergency Food and Shelter Prg			2,173.69	

Nueces County, Texas
PCard Transaction Totals by Budget Category, Key Code and Department
All Funds
July 2020

Budget Category	Key Code	Department	Amount
523 - Telephone & Utilities	5237 - Utilities - Direct Clients	2171 - Tx Vet Comm Vet Asst	1,784.82
		2132 - EFSP CARES-COVID19	373.14
		2170 - Tx Vet Comm Vet Asst	227.15
		Total	8,709.76
	5236 - InterNet Fees-T-1-ISDN	1240 - Information Technology	3,632.00
		1329 - Fed Awrded Sheriff	571.49
		1570 - Building Superintendent	258.62
		3720 - Jail	192.00
		5105 - Emergency Management	148.48
		6210 - Family & Consumer Sciences	122.61
		0370 - Metropolitan Planning Org	115.58
		1770 - Sr Community Services Bldgs.	115.58
		1780 - David Berlanga,Sr. Bldg	115.58
		Total	5,271.94
	5239 - Tipping & Dump Fees	0170 - Inland Park Fund	1,040.00
		1500 - Mechanical Maintenance	429.11
		0160 - Airport Fund Administration	156.00
		0104 - Disaster Recovery	134.10
		1470 - Records Management Department	78.00
		Total	1,837.21
	5238 - TXU Electric Assistance	1350 - CBCF/TXU	1,786.20
		Total	1,786.20
	5231 - Telephone Utility Expense	1770 - Sr Community Services Bldgs.	356.17
		0370 - Metropolitan Planning Org	285.24
		1540 - Johnny S. Calderon Co. Bldg	207.47
		1510 - Agua Dulce Building	181.34
		1520 - Bishop Building	131.46
0160 - Airport Fund Administration		76.30	
Total		1,237.98	
5229 - Content Streaming Services	3480 - Juvenile Probation	14.06	
	Total	14.06	
Total		18,857.15	
760 - Equipment	7524 - Maintenance Agreement - Equip	0440 - Substance Abuse Treatment	2,430.92
		0402 - CSCD	1,032.30
		0410 - CCP Pre-Trial Services	598.02
		Total	4,061.24
	Total	4,061.24	
530 - Professional Services	5311 - Software Srvc & Maintenance	1329 - Fed Awrded Sheriff	1,230.58

Nueces County, Texas
PCard Transaction Totals by Budget Category, Key Code and Department
All Funds
July 2020

Budget Category	Key Code	Department	Amount
530 - Professional Services	5311 - Software Srvc & Maintenance	1250 - County Auditor	714.87
		0370 - Metropolitan Planning Org	310.29
		0180 - Coastal Parks Department	90.00
		0136 - County Judge Special Rev Fund	54.06
		Total	2,399.80
	5320 - Soil Tests & Other	0120 - Road & Bridge Fund	1,240.00
		Total	1,240.00
	5302 - Education Registration Fees	1200 - Tax Assessor - Collector	210.00
		1030 - County Commissioner Prec 3	-150.00
		Total	60.00
	5317 - Training Exps-Inhouse, Cntract	3820 - Constable 2	50.00
		Total	50.00
	5306 - Empl Evals/Testing	3820 - Constable 2	10.21
Total		10.21	
Total		3,760.01	
742 - Supplies & Other Operating Exp	7436 - Computer Software Service & Ma	0402 - CSCD	3,256.44
		Total	3,256.44
	7421 - Office Expense & Supplies	0402 - CSCD	184.82
		Total	184.82
	7448 - Educational Supplies	0440 - Substance Abuse Treatment	152.47
		Total	152.47
	Total		3,593.73
561 - Capital Outlay	5686 - IT Fixed Asset Exception Items	2100 - LE In-Car System Upgrades	3,120.75
		0104 - Disaster Recovery	0.00
		Total	3,120.75
	Total		3,120.75
522 - Food & Kitchen Expenses	5221 - Food & Edible Items	0104 - Disaster Recovery	1,173.18
		2170 - Tx Vet Comm Vet Asst	980.24
		1402 - Library Board	149.97
		1190 - County Clerk Elections	87.77
		3492 - Juvenile Justice Post-Adjudica	16.54
		Total	2,407.70
	5222 - Food for Animals	1330 - State Awrdded Sheriff	267.14
		Total	267.14
Total		2,674.84	
165 - Other Assets-Short Term	1660 - Utilitiy Pre-Payments PCard	0140 - County Stadium	626.53
		0160 - Airport Fund Administration	567.48
		0110 - General Fund Administration	398.71

Nueces County, Texas
PCard Transaction Totals by Budget Category, Key Code and Department
All Funds
July 2020

			Amount
Budget Category	Key Code	Department	
165 - Other Assets-Short Term	1660 - Utility Pre-Payments PCard	0170 - Inland Park Fund	330.74
		Total	1,923.46
	Total		1,923.46
130 - Accounts Receivable	1410 - Accts Rec-Component Units	5110 - Commissioners Diabetes Fund	893.23
		Total	893.23
	1472 - Charge Customer A/R	3492 - Juvenile Justice Post-Adjudica	822.01
		Total	822.01
	Total		1,715.24
527 - Maint & Repair-Roads & Bridges	5274 - Parts & Supplies	0120 - Road & Bridge Fund	1,274.33
		Total	1,274.33
	5276 - Road Sign Materials	0120 - Road & Bridge Fund	168.07
		Total	168.07
	5273 - Pipe,Culverts & Other Material	0120 - Road & Bridge Fund	155.29
		Total	155.29
Total		1,597.69	
554 - Travel	5542 - Travel, Food & Lodging	1285 - General Administration	822.25
		0136 - County Judge Special Rev Fund	485.23
		Total	1,307.48
	Total		1,307.48
732 - Professional Fees	7327 - Educational-Registration Fee	0402 - CSCD	548.00
		Total	548.00
	7328 - Memberships & Dues	0402 - CSCD	92.90
		Total	92.90
	Total		640.90
137 - A/R Central Supply	1433 - A/R Global Spectrum	0141 - Fairgrounds and Showbarn	252.10
		Total	252.10
	Total		252.10
Total			468,150.80

Nueces County
Transaction Totals by Department Average
Statement Date(s): 07/28/2020

Merchant	Amount	Department	Card Holder Name	Average Transaction per Dept	Average Transaction per Cardholder
FINANCIAL SERVICES	21,335.34	1250	LARIOZ, CONSUELO PEREZ	2,791.07	14,572.07
GULF COAST MAILING SERV	1,287.00	1250	LARIOZ, CONSUELO PEREZ	2,791.07	14,572.07
RICOH USA INC	21,093.88	1250	LARIOZ, CONSUELO PEREZ	2,791.07	14,572.07
CTS FRONTIER ONLINEPAY	921.59	1250	GONZALEZ, FRANCISCA YESENIA SA	2,791.07	266.57
CTS FRONTIER PHONE PAY	172.11	1250	GONZALEZ, FRANCISCA YESENIA SA	2,791.07	266.57
INTUIT QUICKBOOKS	714.87	1250	GONZALEZ, FRANCISCA YESENIA SA	2,791.07	266.57
NUECES COUNTY WCID 3	1,923.46	1250	GONZALEZ, FRANCISCA YESENIA SA	2,791.07	266.57
H-E-B #462	980.24	1275	ACOSTA, DIANA MARIA	980.24	980.24
ALTEX COMPUTER AND ELECTR	110.59	1270	RAMIREZ, ROMEO ANTHONY	961.49	3,051.29
AMAZON.COM AMZN.COM/BILL	-242.82	1270	RAMIREZ, ROMEO ANTHONY	961.49	3,051.29
AMAZON.COM MJ0LA72J1 AMZN	755.25	1270	RAMIREZ, ROMEO ANTHONY	961.49	3,051.29
AMAZON.COM MJ2082W20 AMZN	1,846.00	1270	RAMIREZ, ROMEO ANTHONY	961.49	3,051.29
AMAZON.COM MJ58R62N0 AMZN	458.35	1270	RAMIREZ, ROMEO ANTHONY	961.49	3,051.29
AMAZON.COM MS7YU9IS2	777.45	1270	RAMIREZ, ROMEO ANTHONY	961.49	3,051.29
AMAZON.COM MV0LL70Z1 AMZN	4,047.00	1270	RAMIREZ, ROMEO ANTHONY	961.49	3,051.29
AMAZON.COM MV36F5L81 AMZN	488.57	1270	RAMIREZ, ROMEO ANTHONY	961.49	3,051.29
AMAZON.COM MV4GO5VM0	57.53	1270	RAMIREZ, ROMEO ANTHONY	961.49	3,051.29
AMAZON.COM MV7ND5NG1 AMZN	1,404.00	1270	RAMIREZ, ROMEO ANTHONY	961.49	3,051.29
AMZN MKTP US	-240.00	1270	RAMIREZ, ROMEO ANTHONY	961.49	3,051.29
AMZN MKTP US MJ9141RU2	849.83	1270	RAMIREZ, ROMEO ANTHONY	961.49	3,051.29
AMZN MKTP US MJ9HR8LG2	2,327.56	1270	RAMIREZ, ROMEO ANTHONY	961.49	3,051.29
AMZN MKTP US MS7UO89L2 AM	30.97	1270	RAMIREZ, ROMEO ANTHONY	961.49	3,051.29
AMZN MKTP US MV4N24DT1	102.27	1270	RAMIREZ, ROMEO ANTHONY	961.49	3,051.29
AMZN MKTP US MV5EO9TO1	1,520.44	1270	RAMIREZ, ROMEO ANTHONY	961.49	3,051.29
AMZN MKTP US MV6AO4CD1	1,014.57	1270	RAMIREZ, ROMEO ANTHONY	961.49	3,051.29
CDW GOVT #ZGH4596	10,041.00	1270	RAMIREZ, ROMEO ANTHONY	961.49	3,051.29
CDW GOVT #ZGM2321	33,352.90	1270	RAMIREZ, ROMEO ANTHONY	961.49	3,051.29
CDW GOVT #ZHH1986	1,347.57	1270	RAMIREZ, ROMEO ANTHONY	961.49	3,051.29
CDW GOVT #ZJD9604	6,459.80	1270	RAMIREZ, ROMEO ANTHONY	961.49	3,051.29

Nueces County
Transaction Totals by Department Average
Statement Date(s): 07/28/2020

Merchant	Amount	Department	Card Holder Name	Average Transaction per Dept	Average Transaction per Cardholder
CDW GOVT #ZKJ0234	-1,347.57	1270	RAMIREZ, ROMEO ANTHONY	961.49	3,051.29
CDW GOVT #ZMH0149	353.43	1270	RAMIREZ, ROMEO ANTHONY	961.49	3,051.29
CROSS BORDER TRANS FEE	6.40	1270	RAMIREZ, ROMEO ANTHONY	961.49	3,051.29
DAILY WELLS COMMUNICATIO	600.00	1270	RAMIREZ, ROMEO ANTHONY	961.49	3,051.29
DANA SAFETY SUPPLY	911.85	1270	RAMIREZ, ROMEO ANTHONY	961.49	3,051.29
DMI DELL HIGHER EDUC	3,169.56	1270	RAMIREZ, ROMEO ANTHONY	961.49	3,051.29
ESAFETY SUPPLIES INC	32,880.98	1270	RAMIREZ, ROMEO ANTHONY	961.49	3,051.29
EVEREST WATER COFFEE	770.04	1270	RAMIREZ, ROMEO ANTHONY	961.49	3,051.29
H-E-B #210	403.14	1270	RAMIREZ, ROMEO ANTHONY	961.49	3,051.29
LAWSON PRODUCTS	1,134.05	1270	RAMIREZ, ROMEO ANTHONY	961.49	3,051.29
NUECES CO TX - GOV PAY FE	9.70	1270	RAMIREZ, ROMEO ANTHONY	961.49	3,051.29
NUECES CO TX-TAC-MOTOR	247.50	1270	RAMIREZ, ROMEO ANTHONY	961.49	3,051.29
NUECES CO TX-TAC-ROBSTOWN	52.50	1270	RAMIREZ, ROMEO ANTHONY	961.49	3,051.29
O BERK COMPANY LLC	83.31	1270	RAMIREZ, ROMEO ANTHONY	961.49	3,051.29
OFFICE DEPOT #1127	93.38	1270	RAMIREZ, ROMEO ANTHONY	961.49	3,051.29
SP CLEARMASK	11,450.00	1270	RAMIREZ, ROMEO ANTHONY	961.49	3,051.29
THEUVLIZER.COM	639.92	1270	RAMIREZ, ROMEO ANTHONY	961.49	3,051.29
U.S. PLASTIC CORPORATION	508.70	1270	RAMIREZ, ROMEO ANTHONY	961.49	3,051.29
US21 INC	49,070.00	1270	RAMIREZ, ROMEO ANTHONY	961.49	3,051.29
WATCHGUARD VIDEO	275.00	1270	RAMIREZ, ROMEO ANTHONY	961.49	3,051.29
THERMO KING OF HOUSTON	1,099.63	1270	CREEK, CYNTHIA	961.49	1,099.63
ALSCO INC.	1,690.04	1270	ROBINSON, MICHAEL R	961.49	563.35
A&W OFFICE SUPPLY	415.71	1270	CLARK, JAMYE	961.49	338.35
ALTEX COMPUTER AND ELECTR	75.74	1270	CLARK, JAMYE	961.49	338.35
AMAX INC	20.67	1270	CLARK, JAMYE	961.49	338.35
AMAZON.COM MV3Z09T00	66.75	1270	CLARK, JAMYE	961.49	338.35
AMERICAN SOLUTIONS4 BUS	2,797.75	1270	CLARK, JAMYE	961.49	338.35
AMZN MKTP US MJ1DP0XW0	359.80	1270	CLARK, JAMYE	961.49	338.35
AMZN MKTP US MJ57C1RJ0	82.45	1270	CLARK, JAMYE	961.49	338.35
AMZN MKTP US MJ8472T51	119.96	1270	CLARK, JAMYE	961.49	338.35
AMZN MKTP US MJ8J17ZP0	85.86	1270	CLARK, JAMYE	961.49	338.35
AMZN MKTP US MJ8J55QK1	809.55	1270	CLARK, JAMYE	961.49	338.35
AMZN MKTP US MJ96O1202	75.72	1270	CLARK, JAMYE	961.49	338.35
AMZN MKTP US MS0TZ7S50	36.08	1270	CLARK, JAMYE	961.49	338.35
AMZN MKTP US MS57Y1142	674.55	1270	CLARK, JAMYE	961.49	338.35

Nueces County
Transaction Totals by Department Average
Statement Date(s): 07/28/2020

Merchant	Amount	Department	Card Holder Name	Average Transaction per Dept	Average Transaction per Cardholder
AMZN MKTP US MS5AA5ST2 AM	219.22	1270	CLARK, JAMYE	961.49	338.35
AMZN MKTP US MS5TO5WA2	1,569.90	1270	CLARK, JAMYE	961.49	338.35
AMZN MKTP US MS9E95S10	169.98	1270	CLARK, JAMYE	961.49	338.35
AMZN MKTP US MV0705QF2	475.06	1270	CLARK, JAMYE	961.49	338.35
AMZN MKTP US MV30H6FE2	247.93	1270	CLARK, JAMYE	961.49	338.35
AMZN MKTP US MV3WP9QA1	709.95	1270	CLARK, JAMYE	961.49	338.35
AMZN MKTP US MV8773VR1	42.98	1270	CLARK, JAMYE	961.49	338.35
BARNES&NOBLE.COM-BN	334.69	1270	CLARK, JAMYE	961.49	338.35
BESTBUYCOM806250363818	2,630.40	1270	CLARK, JAMYE	961.49	338.35
BLT RESTAURANT SUPPLY LL	405.00	1270	CLARK, JAMYE	961.49	338.35
CARROT TOP INDUSTRIES	419.24	1270	CLARK, JAMYE	961.49	338.35
CC DISTRIBUTORS	3,935.07	1270	CLARK, JAMYE	961.49	338.35
CC STAMP WORKS INC	397.30	1270	CLARK, JAMYE	961.49	338.35
CDW GOVT #ZJG0153	11.97	1270	CLARK, JAMYE	961.49	338.35
CDW GOVT #ZLF5799	5.94	1270	CLARK, JAMYE	961.49	338.35
CDW GOVT #ZMR6391	354.21	1270	CLARK, JAMYE	961.49	338.35
COASTAL OFFICE SOLUTIONS	2,311.76	1270	CLARK, JAMYE	961.49	338.35
CORPUS CHRISTI ELECTRIC	150.24	1270	CLARK, JAMYE	961.49	338.35
FASCLAMPITT CORPUS CHRIST	276.03	1270	CLARK, JAMYE	961.49	338.35
GATEWAY PRINTING & OFFICE	10,932.50	1270	CLARK, JAMYE	961.49	338.35
GIH GLOBALINDUSTRIALEQ	804.12	1270	CLARK, JAMYE	961.49	338.35
GRAINGER	423.75	1270	CLARK, JAMYE	961.49	338.35
GULF COAST PAPER COMPANY-	18,897.66	1270	CLARK, JAMYE	961.49	338.35
ITD PRINT SOLUTIONS	1,902.00	1270	CLARK, JAMYE	961.49	338.35
LOWES #01825	-1,877.06	1270	CLARK, JAMYE	961.49	338.35
MEDEXSUPPLY.COM	754.40	1270	CLARK, JAMYE	961.49	338.35
NNA SERVICES LLC	173.09	1270	CLARK, JAMYE	961.49	338.35
OFFICE DEPOT #1127	249.56	1270	CLARK, JAMYE	961.49	338.35
OFFICE DEPOT #2582	65.97	1270	CLARK, JAMYE	961.49	338.35
OFFICE DEPOT #368	44.72	1270	CLARK, JAMYE	961.49	338.35
PENGAD INC	84.59	1270	CLARK, JAMYE	961.49	338.35
POSTNET (TX162)	1,115.00	1270	CLARK, JAMYE	961.49	338.35
THE PAIGE COMPANY CONT	961.00	1270	CLARK, JAMYE	961.49	338.35

Nueces County
Transaction Totals by Department Average
Statement Date(s): 07/28/2020

Merchant	Amount	Department	Card Holder Name	Average Transaction per Dept	Average Transaction per Cardholder
VARIDESK 1800 207 2587	711.00	1270	CLARK, JAMYE	961.49	338.35
WALMART.COM AW	636.38	1270	CLARK, JAMYE	961.49	338.35
COASTAL OFFICE SOLUTIONS	178.72	1270	MALDONADO JR, JOHNNY J	961.49	200.27
CORPUS CHRISTI ELECTRIC	137.13	1270	MALDONADO JR, JOHNNY J	961.49	200.27
GATEWAY PRINTING & OFFICE	685.51	1270	MALDONADO JR, JOHNNY J	961.49	200.27
GATEWAY PRINTING & OFFICE	358.33	1270	HERNANDEZ, MARGARITA	961.49	179.16
APOLLO TOWING EASY RIDER	149.00	1270	RODRIGUEZ, RAUL R	961.49	116.57
DAILY WELLS COMMUNICATIO	337.50	1270	RODRIGUEZ, RAUL R	961.49	116.57
FIRESTONE678791	86.96	1270	RODRIGUEZ, RAUL R	961.49	116.57
INTERSTATE BATTERIES	125.95	1270	RODRIGUEZ, RAUL R	961.49	116.57
FASTSIGNS 11901 I	3,032.26	1120	TURNER, MARGARET MARY	928.95	928.95
HILTON GARDEN INN	485.23	1120	TURNER, MARGARET MARY	928.95	928.95
RESIDENCE INN CORPUS C	822.25	1120	TURNER, MARGARET MARY	928.95	928.95
STATE BAR TX-DUES-WEB	305.00	1120	TURNER, MARGARET MARY	928.95	928.95
AMER ASSOC NOTARIES	92.90	0402	SVEHLA, STANLEY COY	529.33	623.69
AMZN MKTP US MJ2JB9XM0	73.30	0402	SVEHLA, STANLEY COY	529.33	623.69
AMZN MKTP US MJ6SS31P2	8.99	0402	SVEHLA, STANLEY COY	529.33	623.69
AMZN MKTP US MJ8SZ25N2	102.53	0402	SVEHLA, STANLEY COY	529.33	623.69
INTUIT QUICKBOOKS	3,256.44	0402	SVEHLA, STANLEY COY	529.33	623.69
SKILLPATH / NATIONAL	208.00	0402	SVEHLA, STANLEY COY	529.33	623.69
SQ GWS BUSINESS	340.00	0402	MORALES, RICARDO	529.33	340.00
THERANEST WILEY M	152.47	0402	LAVERS, THOMAS EARL	529.33	152.47
BUTLER SIGNATURE EVENTS	756.00	1570	RIOS, BOBBY C	380.22	1,196.64
PAYPAL ALARMTX	1,847.00	1570	RIOS, BOBBY C	380.22	1,196.64
SQ BVH PROPERTIES LLC	2,200.00	1570	RIOS, BOBBY C	380.22	1,196.64
THE TRANE COMPANY	998.00	1570	RIOS, BOBBY C	380.22	1,196.64
TMS SOUTH INC	1,378.81	1570	RIOS, BOBBY C	380.22	1,196.64
GRAYBAR ELECTRIC	437.60	1570	SANTA MARIA JR, OSCAR	380.22	632.13
INTERSTATE BATTERIES	675.80	1570	SANTA MARIA JR, OSCAR	380.22	632.13
PAYPAL ALARMTX	783.00	1570	SANTA MARIA JR, OSCAR	380.22	632.13
CC STAMP WORKS INC	94.90	1570	BELTRAN, HECTOR A	380.22	630.38
COASTAL A.D.S INC.	1,935.00	1570	BELTRAN, HECTOR A	380.22	630.38
ECHELON HTS INC	250.00	1570	BELTRAN, HECTOR A	380.22	630.38
THE HOME DEPOT #6584	72.81	1570	BELTRAN, HECTOR A	380.22	630.38
TOTAL PROTECTION SYSTEMS	810.00	1570	BELTRAN, HECTOR A	380.22	630.38
TRACTOR SUPPLY CO #1907	1,249.96	1570	BELTRAN, HECTOR A	380.22	630.38
JOHNSON CONTROLS SS	278.40	1570	FLORES, RICHARD	380.22	494.70

Nueces County
Transaction Totals by Department Average
Statement Date(s): 07/28/2020

Merchant	Amount	Department	Card Holder Name	Average Transaction per Dept	Average Transaction per Cardholder
KOETTER FIRE CORPUS	1,447.56	1570	FLORES, RICHARD	380.22	494.70
STANLEY STEEMERCORCHR	423.99	1570	FLORES, RICHARD	380.22	494.70
THE HOME DEPOT #6584	18.24	1570	FLORES, RICHARD	380.22	494.70
TIGER HEATING & AIR LLC	800.00	1570	FLORES, RICHARD	380.22	494.70
A & B PLASTICS AND FABRIC	385.00	1570	CRUTCHFIELD, ROCKY J	380.22	329.82
FIRETROL PROTECTION SYSTE	858.00	1570	CRUTCHFIELD, ROCKY J	380.22	329.82
GRAINGER	379.98	1570	CRUTCHFIELD, ROCKY J	380.22	329.82
GRAYBAR ELECTRIC	104.80	1570	CRUTCHFIELD, ROCKY J	380.22	329.82
HARBOR FREIGHT TOOLS 71	138.13	1570	CRUTCHFIELD, ROCKY J	380.22	329.82
IN R & R PETRO SERVICES	1,105.94	1570	CRUTCHFIELD, ROCKY J	380.22	329.82
INTERSTATE BATTERIES	343.29	1570	CRUTCHFIELD, ROCKY J	380.22	329.82
JOHNSTONE SUPPLY-CORPUS	79.85	1570	CRUTCHFIELD, ROCKY J	380.22	329.82
MCCOYS #17	31.42	1570	CRUTCHFIELD, ROCKY J	380.22	329.82
MNI DIESEL INC.	1,691.14	1570	CRUTCHFIELD, ROCKY J	380.22	329.82
RAPID AIR	220.00	1570	CRUTCHFIELD, ROCKY J	380.22	329.82
SUMMIT ELECTRIC SUPPLY	175.20	1570	CRUTCHFIELD, ROCKY J	380.22	329.82
THE HOME DEPOT #6584	424.01	1570	CRUTCHFIELD, ROCKY J	380.22	329.82
A & B PLASTICS AND FABRIC	804.54	1570	PERALES, ERNESTO GALLEGOS	380.22	276.20
ASHMORE PAINT COMPANY INC	373.30	1570	PERALES, ERNESTO GALLEGOS	380.22	276.20
COASTAL A.D.S INC.	1,813.20	1570	PERALES, ERNESTO GALLEGOS	380.22	276.20
CORPUS CHRISTI SAFE AND L	255.00	1570	PERALES, ERNESTO GALLEGOS	380.22	276.20
THE HOME DEPOT #6584	68.32	1570	PERALES, ERNESTO GALLEGOS	380.22	276.20
A PLUS PLUMBING AND RE	1,265.34	1570	CASTILLO, NOE C	380.22	264.96
COASTAL A.D.S INC.	44.00	1570	CASTILLO, NOE C	380.22	264.96
HARBOR FREIGHT TOOLS 71	47.99	1570	CASTILLO, NOE C	380.22	264.96
HUSKY TRAILER& PARTS CO	11.96	1570	CASTILLO, NOE C	380.22	264.96
THE HOME DEPOT #6584	596.54	1570	CASTILLO, NOE C	380.22	264.96
TIGER HEATING & AIR LLC	1,227.00	1570	CASTILLO, NOE C	380.22	264.96
ZORO TOOLS INC	251.70	1570	CASTILLO, NOE C	380.22	264.96
GRAYBAR ELECTRIC	255.09	1570	RIOS, AARON CLARK	380.22	169.03
INTERSTATE BATTERIES	241.90	1570	RIOS, AARON CLARK	380.22	169.03
SHEINBERG TOOL CO. INC.	179.50	1570	RIOS, AARON CLARK	380.22	169.03
THE HOME DEPOT #6584	46.62	1570	RIOS, AARON CLARK	380.22	169.03

Nueces County
Transaction Totals by Department Average
Statement Date(s): 07/28/2020

Merchant	Amount	Department	Card Holder Name	Average Transaction per Dept	Average Transaction per Cardholder
THE HOME DEPOT 6584	732.32	1570	RIOS, AARON CLARK	380.22	169.03
ZARSKY LUMBER-CORPUS CHR	65.82	1570	RIOS, AARON CLARK	380.22	169.03
PRAXAIR DIST INC OAM	182.22	1570	HARTUNG, MARY ANNE	380.22	146.95
SPECTRUM	258.62	1570	HARTUNG, MARY ANNE	380.22	146.95
EWALD KUBOTA - CORPUS CHR	160.04	1570	PALACIOS JR, NICK	380.22	73.93
O'REILLY AUTO PARTS 635	4.79	1570	PALACIOS JR, NICK	380.22	73.93
SHERWIN WILLIAMS 707406	80.64	1570	PALACIOS JR, NICK	380.22	73.93
SQ SOUTH TEXAS SMALL ENG	29.99	1570	PALACIOS JR, NICK	380.22	73.93
THE HOME DEPOT #6584	168.10	1570	PALACIOS JR, NICK	380.22	73.93
24 HR SAFETY-CORPUS CH	6,196.40	4190	STOVALL, SYLVESTER	324.45	882.40
GRAINGER	175.00	4190	STOVALL, SYLVESTER	324.45	882.40
THE HOME DEPOT #6564	1,708.23	4190	STOVALL, SYLVESTER	324.45	882.40
THE HOME DEPOT 6564	190.91	4190	STOVALL, SYLVESTER	324.45	882.40
TRACTOR SUPPLY #333	212.97	4190	STOVALL, SYLVESTER	324.45	882.40
ULINE SHIP SUPPLIES	5,634.93	4190	STOVALL, SYLVESTER	324.45	882.40
INTERSTATE BATTERIES	221.00	4190	PAREDEZ, EZEQUIEL	324.45	262.82
PMI ROBSTOWN	616.54	4190	PAREDEZ, EZEQUIEL	324.45	262.82
TRACTOR SUPPLY #333	149.90	4190	PAREDEZ, EZEQUIEL	324.45	262.82
WRIGHT MATERIALS INC ROBS	63.84	4190	PAREDEZ, EZEQUIEL	324.45	262.82
BECK AND MASTEN BUICK GMC	1,709.89	4190	SANTOS, MARCELINA V	324.45	213.74
24 HR SAFETY-CORPUS CH	189.60	4190	VALADEZ, JOSE	324.45	184.92
DELUXE AUTO PARTS	828.00	4190	VALADEZ, JOSE	324.45	184.92
FERGUSON ENT # 116	65.30	4190	VALADEZ, JOSE	324.45	184.92
FIVE POINTS AUTO CENTER	313.08	4190	VALADEZ, JOSE	324.45	184.92
O'REILLY AUTO PARTS 1441	107.03	4190	VALADEZ, JOSE	324.45	184.92
O'REILLY AUTO PARTS 1982	109.90	4190	VALADEZ, JOSE	324.45	184.92
PRAXAIR DIST INC 70245	150.77	4190	VALADEZ, JOSE	324.45	184.92
ROBLES TIRE	60.00	4190	VALADEZ, JOSE	324.45	184.92
SPL ROBSTOWN HARDWARE COM	948.47	4190	VALADEZ, JOSE	324.45	184.92
SUPERIOR TRAILER SALES	869.10	4190	VALADEZ, JOSE	324.45	184.92
THE HOME DEPOT #6564	832.58	4190	VALADEZ, JOSE	324.45	184.92
THE HOME DEPOT 6564	330.88	4190	VALADEZ, JOSE	324.45	184.92
TRACTOR SUPPLY #333	360.90	4190	VALADEZ, JOSE	324.45	184.92
ULTIMATE SIGNS AND GRAPHI	1,053.00	4190	VALADEZ, JOSE	324.45	184.92
WESTERN AUTO ACE HARDWAR	68.55	4190	VALADEZ, JOSE	324.45	184.92
ROBLES TIRE	10.00	4190	HERNANDEZ, JUANITA	324.45	183.02

Nueces County
Transaction Totals by Department Average
Statement Date(s): 07/28/2020

Merchant	Amount	Department	Card Holder Name	Average Transaction per Dept	Average Transaction per Cardholder
SPECTRUM	231.16	4190	HERNANDEZ, JUANITA	324.45	183.02
WCI CORPUS CHRISTI	1,040.00	4190	HERNANDEZ, JUANITA	324.45	183.02
24 HR SAFETY-CORPUS CH	89.95	4190	MONTEMAYOR, ELIZABETH J	324.45	152.72
A & B PLASTICS AND FABRIC	340.00	4190	MONTEMAYOR, ELIZABETH J	324.45	152.72
FIVE POINTS AUTO CENTER	7.00	4190	MONTEMAYOR, ELIZABETH J	324.45	152.72
GRAINGER	253.00	4190	MONTEMAYOR, ELIZABETH J	324.45	152.72
SPL ROBSTOWN HARDWARE COM	651.42	4190	MONTEMAYOR, ELIZABETH J	324.45	152.72
THE HOME DEPOT #6564	192.88	4190	MONTEMAYOR, ELIZABETH J	324.45	152.72
THE HOME DEPOT 6564	225.82	4190	MONTEMAYOR, ELIZABETH J	324.45	152.72
WESTERN AUTO ACE HARDWAR	72.58	4190	MONTEMAYOR, ELIZABETH J	324.45	152.72
ALTEX COMPUTER AND ELECTR	2,199.12	1240	CANALES, BRENDA LEE	297.35	297.35
AMAZON.COM MV9K14W31 AMZN	224.17	1240	CANALES, BRENDA LEE	297.35	297.35
AMAZON.COM MV9QG55W2 AMZN	125.23	1240	CANALES, BRENDA LEE	297.35	297.35
AMZN MKTP US MV4J89HZ0	44.07	1240	CANALES, BRENDA LEE	297.35	297.35
AN CHEVROLET N CORPUS	769.77	1240	CANALES, BRENDA LEE	297.35	297.35
CEECO	495.48	1240	CANALES, BRENDA LEE	297.35	297.35
DTV DIRECTV SERVICE	54.45	1240	CANALES, BRENDA LEE	297.35	297.35
EVEREST WATER COFFEE	119.25	1240	CANALES, BRENDA LEE	297.35	297.35
GRANDE COMMUNICATIONS	100.08	1240	CANALES, BRENDA LEE	297.35	297.35
GRAYBAR ELECTRIC	184.86	1240	CANALES, BRENDA LEE	297.35	297.35
SPECTRUM	3,336.51	1240	CANALES, BRENDA LEE	297.35	297.35
WCI CORPUS CHRISTI	78.00	1240	CANALES, BRENDA LEE	297.35	297.35
AGEX AGRILIFE LEARN	210.00	1200	BENAVIDEZ, RAFAEL G	253.79	253.79
DVAULT	738.99	1200	BENAVIDEZ, RAFAEL G	253.79	253.79
OFFICE DEPOT #468	66.17	1200	BENAVIDEZ, RAFAEL G	253.79	253.79
NETWORK INNOVATIONS	1,230.58	3700	LORBERAU, DANIEL SCOTT	252.89	1,230.58
DTV DIRECTV SERVICE	82.35	3700	GALVAN, JOHN A	252.89	1,006.56
TEXAS LUBE & OIL SERVICE	1,930.76	3700	GALVAN, JOHN A	252.89	1,006.56
GULF COAST PAPER COMPANY-	1,114.48	3700	COLLINS, ROBERT EDWARD	252.89	557.24
AUTOZONE #1328	146.48	3700	WILLOUGHBY III, WILLIAM F	252.89	307.19
BROOKS TIRE INC	7.00	3700	WILLOUGHBY III, WILLIAM F	252.89	307.19
CC DISTRIBUTORS	512.21	3700	WILLOUGHBY III, WILLIAM F	252.89	307.19
DAILY WELLS COMMUNICATIO	209.67	3700	WILLOUGHBY III, WILLIAM F	252.89	307.19
JALISCO PAPER INC.	1,440.00	3700	WILLOUGHBY III, WILLIAM F	252.89	307.19

Nueces County
Transaction Totals by Department Average
Statement Date(s): 07/28/2020

Merchant	Amount	Department	Card Holder Name	Average Transaction per Dept	Average Transaction per Cardholder
MUNIZ ELECTRIC AND COOLIN	550.00	3700	WILLOUGHBY III, WILLIAM F	252.89	307.19
ZAM AUTOMOTIVE	513.72	3700	WILLOUGHBY III, WILLIAM F	252.89	307.19
DAILY WELLS COMMUNICATIO	229.00	3700	ARANDA, JUAN JOSE	252.89	296.78
DTV DIRECTV SERVICE	489.14	3700	ARANDA, JUAN JOSE	252.89	296.78
GULF COAST PAPER COM	544.35	3700	ARANDA, JUAN JOSE	252.89	296.78
WOODY'S TRUCK CENTER	518.20	3700	ARANDA, JUAN JOSE	252.89	296.78
FLEET MANAGEMENT SOLUTNS	192.00	3700	BOLTZ, PATRICIA	252.89	192.00
AMZN MKTP US MJ7MK74O2	147.18	3700	MARTINEZ, CYNTHIA LAURA	252.89	190.78
OFFICE DEPOT #1079	238.36	3700	MARTINEZ, CYNTHIA LAURA	252.89	190.78
OFFICE DEPOT #1127	893.63	3700	MARTINEZ, CYNTHIA LAURA	252.89	190.78
OFFICE DEPOT #468	628.63	3700	MARTINEZ, CYNTHIA LAURA	252.89	190.78
PETCO 1425 63514251	115.98	3700	DORR, CHRISTOPHER EMBERT	252.89	115.98
PETSMART # 0196	111.14	3700	CAMPOS, FRANCISCO	252.89	111.14
AFTER HOURS AUTO GLASS	95.00	3700	RODRIGUEZ, NATIVIDAD	252.89	95.00
SOUTHSIDE ANIMAL HOSPITAL	171.50	3700	GONZALES, RUDY GUZMAN	252.89	81.17
TRACTOR SUPPLY CO #1907	40.02	3700	GONZALES, RUDY GUZMAN	252.89	81.17
WEST MARINE #1308	31.98	3700	GONZALES, RUDY GUZMAN	252.89	81.17
EVIDENT INC	63.15	3700	WORTHINGTON, JAY A	252.89	63.15
AOC AUTO PARTS	59.96	3700	WOOD, ERIC	252.89	59.96
ANNAVILLE MUFFLER AND	24.00	3700	VOLKMAN, ROBERT ALLEN	252.89	24.00
THE HOME DEPOT #6584	19.96	3700	NUNEZ, EDUARDO	252.89	19.96
BROOKS TIRE INC	14.00	3700	ROCHA, JANIE MARIE	252.89	14.00
ANNAVILLE MUFFLER AND	14.00	3700	SALAZAR JR, RAUL	252.89	7.00
FIRESTONE678791	7.00	3700	ESCOBAR, JOE O	252.89	7.00
CECILIA MAURICIO	2.00	3700	ACEVEDO, FELIX R	252.89	3.16
MINUTEKEY	4.33	3700	ACEVEDO, FELIX R	252.89	3.16
4TE GEXA ENERGY	106.63	4110	HERRERA, VERONICA ELIZABETH	248.87	422.98
CITY OF CORPUS CHRISTI	89.50	4110	HERRERA, VERONICA ELIZABETH	248.87	422.98
CORPUS CHRISTI FUNERAL	921.00	4110	HERRERA, VERONICA ELIZABETH	248.87	422.98
GREEN MOUNTAIN ENERGY	186.23	4110	HERRERA, VERONICA ELIZABETH	248.87	422.98
TREVINO FUNERAL HOME	921.00	4110	HERRERA, VERONICA ELIZABETH	248.87	422.98
TXU BILL PAYMENT	1,159.47	4110	HERRERA, VERONICA ELIZABETH	248.87	422.98
AMBIT TEXAS LLC	227.50	4110	HANDY, RACHEL	248.87	212.22

Nueces County
Transaction Totals by Department Average
Statement Date(s): 07/28/2020

Merchant	Amount	Department	Card Holder Name	Average Transaction per Dept	Average Transaction per Cardholder
CITY OF CORPUS CHRISTI	581.40	4110	HANDY, RACHEL	248.87	212.22
FSI CPL RETAIL	88.41	4110	HANDY, RACHEL	248.87	212.22
GREEN MOUNTAIN ENERGY	1,059.00	4110	HANDY, RACHEL	248.87	212.22
HERITAGE POWER	167.63	4110	HANDY, RACHEL	248.87	212.22
NUECES COUNTY WCID 3	55.50	4110	HANDY, RACHEL	248.87	212.22
ROBSTOWN UTILITY SYSTEMS	4,969.63	4110	HANDY, RACHEL	248.87	212.22
TXU BILL PAYMENT	566.72	4110	HANDY, RACHEL	248.87	212.22
XOOM ENERGY	348.42	4110	HANDY, RACHEL	248.87	212.22
8X8 INC 888-898-8733	285.24	0370	CARRIZALES, DANIEL VILLARREAL	231.94	257.61
BEST BUY 00002352	1,297.97	0370	CARRIZALES, DANIEL VILLARREAL	231.94	257.61
CROSS BORDER TRANS FEE	0.30	0370	CARRIZALES, DANIEL VILLARREAL	231.94	257.61
DNH GODADDY.COM	279.99	0370	CARRIZALES, DANIEL VILLARREAL	231.94	257.61
NEWEGG TEXAS	309.37	0370	CARRIZALES, DANIEL VILLARREAL	231.94	257.61
PAYPAL WONDERIDEA	30.00	0370	CARRIZALES, DANIEL VILLARREAL	231.94	257.61
SPECTRUM	115.58	0370	CARRIZALES, DANIEL VILLARREAL	231.94	257.61
BESTBUYCOM806257293761	128.97	0370	MENDIETA, VICTOR EMILIANO	231.94	128.97
KYOCERA DOCUMENT SOLUTION	103.95	0370	BOULAN, YOSHIKO	231.94	103.95
BLOCK AND COMPANY	374.95	0180	SCOTT, ALANA KAY	213.56	506.46
FERGUSON ENT # 116	437.14	0180	SCOTT, ALANA KAY	213.56	506.46
IN FINANCIAL CONTROL SYS	90.00	0180	SCOTT, ALANA KAY	213.56	506.46
MID COAST ELECTRIC SUPPLY	5,083.56	0180	SCOTT, ALANA KAY	213.56	506.46
NORTH PADRE ACE HARDWARE	1,128.01	0180	SCOTT, ALANA KAY	213.56	506.46
SAMS CLUB #8267	144.86	0180	SCOTT, ALANA KAY	213.56	506.46
SAMSCLUB #8267	424.97	0180	SCOTT, ALANA KAY	213.56	506.46
SOUTHERN TIRE MART	292.95	0180	SCOTT, ALANA KAY	213.56	506.46
TCEQ EPAYMENT	50.00	0180	SCOTT, ALANA KAY	213.56	506.46
USPS PO 4820210418	7.85	0180	SCOTT, ALANA KAY	213.56	506.46
WAL-MART #0490	69.00	0180	SCOTT, ALANA KAY	213.56	506.46
C.C BUILDERS HARDWARE	817.98	0180	AGUILAR, ROBERT MARIO	213.56	345.42
EAGLE LOCK AND KEY	111.00	0180	AGUILAR, ROBERT MARIO	213.56	345.42
FERGUSON ENT # 116	336.29	0180	AGUILAR, ROBERT MARIO	213.56	345.42
HOLT CAT CORPUS - MC	323.16	0180	AGUILAR, ROBERT MARIO	213.56	345.42

Nueces County
Transaction Totals by Department Average
Statement Date(s): 07/28/2020

Merchant	Amount	Department	Card Holder Name	Average Transaction per Dept	Average Transaction per Cardholder
MID COAST ELECTRIC SUPPLY	1,240.56	0180	AGUILAR, ROBERT MARIO	213.56	345.42
NORTH PADRE ACE HARDWARE	73.73	0180	AGUILAR, ROBERT MARIO	213.56	345.42
SHEINBERG TOOL CO. INC.	206.04	0180	AGUILAR, ROBERT MARIO	213.56	345.42
HOLT CAT CORPUS - MC	72.46	0180	STONE, MICHAEL STEVEN	213.56	252.03
LOWES #02506	1,763.92	0180	STONE, MICHAEL STEVEN	213.56	252.03
MID COAST ELECTRIC SUPPLY	179.84	0180	STONE, MICHAEL STEVEN	213.56	252.03
1398 COLUMBIA	43.04	0180	GALVAN JR, ANTONIO	213.56	135.39
ALTEX COMPUTER AND ELECTR	47.90	0180	GALVAN JR, ANTONIO	213.56	135.39
DISCOUNT AUTO 2	460.58	0180	GALVAN JR, ANTONIO	213.56	135.39
FERGUSON ENT # 116	53.92	0180	GALVAN JR, ANTONIO	213.56	135.39
HUB CITY OVERHEAD DOOR CO	230.00	0180	GALVAN JR, ANTONIO	213.56	135.39
LOWES #01825	457.82	0180	GALVAN JR, ANTONIO	213.56	135.39
NORTH PADRE ACE HARDWARE	27.66	0180	GALVAN JR, ANTONIO	213.56	135.39
SQ TEXAS SIGN EXPR	680.00	0180	GALVAN JR, ANTONIO	213.56	135.39
ZARSKY LUMBER-PORT ARANS	29.99	0180	GALVAN JR, ANTONIO	213.56	135.39
CC PLUMBING	27.91	0180	CRONIN, RONALD MICHAEL	213.56	57.19
LOWES #01825	570.11	0180	CRONIN, RONALD MICHAEL	213.56	57.19
NORTH PADRE ACE HARDWARE	583.84	0180	CRONIN, RONALD MICHAEL	213.56	57.19
THE HOME DEPOT #0526	169.62	0180	CRONIN, RONALD MICHAEL	213.56	57.19
THE HOME DEPOT 526	260.85	0180	CRONIN, RONALD MICHAEL	213.56	57.19
PENSKE TRK LSG 054510	2,115.02	1160	MUNGUIA, DIANA	213.52	1,057.51
AMERICAN SOLUTIONS4 BUS	378.30	1160	CRUZ, EMMA	213.52	77.09
AMZN MKTP US MJ3GS9H10 AM	51.93	1160	CRUZ, EMMA	213.52	77.09
CVS/PHARMACY #02328	131.78	1160	CRUZ, EMMA	213.52	77.09
CVS/PHARMACY #06986	113.81	1160	CRUZ, EMMA	213.52	77.09
DOLLAR GENERAL #13740	15.43	1160	CRUZ, EMMA	213.52	77.09
DOLLAR TREE	18.40	1160	CRUZ, EMMA	213.52	77.09
DOLLARTREE	37.89	1160	CRUZ, EMMA	213.52	77.09
H-E-B #139	28.08	1160	CRUZ, EMMA	213.52	77.09
LITTLE CAESARS 722	72.34	1160	CRUZ, EMMA	213.52	77.09
USPS PO 4820240414	26.35	1160	HERNANDEZ III, LORENZO	213.52	26.35
H&L DISCOUNT OIL	919.60	3810	CANTU, MARK A	205.61	239.30
SAMES FORD LINCOLN	276.91	3810	CANTU, MARK A	205.61	239.30
SAMES FORD SUPERCENTER	408.35	3810	ROSAS, STEPHEN A	205.61	149.45

Nueces County
Transaction Totals by Department Average
Statement Date(s): 07/28/2020

Merchant	Amount	Department	Card Holder Name	Average Transaction per Dept	Average Transaction per Cardholder
TEXAS EXCELLENCE DETAIL	40.00	3810	ROSAS, STEPHEN A	205.61	149.45
HOSE OF SOUTH TEXAS	236.42	6110	OTT, JASON P	198.73	207.44
THE HOME DEPOT #6564	178.47	6110	OTT, JASON P	198.73	207.44
FIRESTONE678775	181.30	6110	GIBBS, KEVIN ODELL	198.73	181.30
A & B PLASTICS AND FABRIC	560.00	3480	SALDANA, DEANNA	176.62	635.43
AMZN MKTP US MJ0TW3802	1,163.50	3480	SALDANA, DEANNA	176.62	635.43
AMZN MKTP US MJ4636KJ0	1,163.50	3480	SALDANA, DEANNA	176.62	635.43
AMZN MKTP US MJ4F927N1	1,080.34	3480	SALDANA, DEANNA	176.62	635.43
DISNEYPLUS	14.06	3480	SALDANA, DEANNA	176.62	635.43
SQ CAMSEC+	209.96	3480	SALDANA, DEANNA	176.62	635.43
THE HOME DEPOT 6584	256.67	3480	SALDANA, DEANNA	176.62	635.43
ACADEMY SPORTS + OUTDOOR	27.04	3480	MORIN, ERICKA ANGELA	176.62	104.82
H-E-B #643	838.68	3480	MORIN, ERICKA ANGELA	176.62	104.82
WALMART.COM	77.64	3480	MORIN, ERICKA ANGELA	176.62	104.82
ALTEX COMPUTER AND ELECTR	89.90	3480	MILAM, JOHN	176.62	89.90
CARISMA WASH LUBE AND DE	228.54	3480	FLORES, PAUL	176.62	70.52
T C AUTO SERVICE PETRO	53.53	3480	FLORES, PAUL	176.62	70.52
CHEWY.COM	536.29	3480	SCHMIDT, CLAUDIA ANNETTE	176.62	59.59
AMZN MKTP US MJ7VX6P52	147.18	3480	MORENO, JOSHUA ANTHONY	176.62	48.50
SAMS CLUB #8267	13.98	3480	MORENO, JOSHUA ANTHONY	176.62	48.50
WALGREENS #4424	30.27	3480	MORENO, JOSHUA ANTHONY	176.62	48.50
WHATABURGER 286 Q26	2.56	3480	MORENO, JOSHUA ANTHONY	176.62	48.50
H-E-B #069	16.67	3480	SIERRA, DANIEL JONATHAN	176.62	16.67
ZOOM.US	24.75	3480	FLORES, HOMER	176.62	12.38
AMZN MKTP US MV5H901D2	54.96	6310	DRILLEN, CRYSTAL	176.19	229.37
CKE ROD N ROLL S T 324	149.97	6310	DRILLEN, CRYSTAL	176.19	229.37
FIRST BOOK	893.23	6310	DRILLEN, CRYSTAL	176.19	229.37
NOODLE SOUP	434.60	6310	DRILLEN, CRYSTAL	176.19	229.37
WAL-MART #0464	54.06	6310	DRILLEN, CRYSTAL	176.19	229.37
WM SUPERCENTER #464	18.78	6310	DRILLEN, CRYSTAL	176.19	229.37
BLOSSOM SHOP FLORIST	270.88	6310	GARZA, IDA GONZALEZ	176.19	135.44
CORPUS CHRISTI SAFE AND L	23.85	6310	ANGUIANO, VERONICA NICOLE	176.19	30.81
HOBBY-LOBBY #0116	37.77	6310	ANGUIANO, VERONICA NICOLE	176.19	30.81
A & R SEPTIC SERVICES L.L	1,285.00	0120	MORENO, YOLANDA	172.21	1,157.08
ALARM SECURITY & CONT.	1,082.00	0120	MORENO, YOLANDA	172.21	1,157.08

Nueces County
Transaction Totals by Department Average
Statement Date(s): 07/28/2020

Merchant	Amount	Department	Card Holder Name	Average Transaction per Dept	Average Transaction per Cardholder
AMZN MKTP US MS5150YH2	28.38	0120	MORENO, YOLANDA	172.21	1,157.08
CC DISTRIBUTORS	1,756.96	0120	MORENO, YOLANDA	172.21	1,157.08
ENVIROTEST LLC	1,240.00	0120	MORENO, YOLANDA	172.21	1,157.08
HOLT CAT CORPUS - MC	2,542.53	0120	MORENO, YOLANDA	172.21	1,157.08
THE HOME DEPOT #6584	1,836.00	0120	MORENO, YOLANDA	172.21	1,157.08
TRACTOR SUPPLY CO #1907	1,799.97	0120	MORENO, YOLANDA	172.21	1,157.08
WILBUR ELLIS TAFT	485.00	0120	YBARRA, EDUARDO C	172.21	485.00
CBS RENTAL & SUPPLY	797.98	0120	MOLINA, MICHAEL A	172.21	269.49
OFFICE DEPOT #468	10.49	0120	MOLINA, MICHAEL A	172.21	269.49
CREAGER BATTERY AND TI	7.00	0120	ORTIZ, CIPRIANO	172.21	267.95
HUSKY TRAILER& PARTS CO	49.99	0120	ORTIZ, CIPRIANO	172.21	267.95
KEGCO INC	115.05	0120	ORTIZ, CIPRIANO	172.21	267.95
SOUTHERN TIRE MART	2,239.52	0120	ORTIZ, CIPRIANO	172.21	267.95
ADVANCE AUTO PARTS #3344	25.99	0120	BATES, RANDY LEE	172.21	228.02
AN CHEVROLET N CORPUS	139.09	0120	BATES, RANDY LEE	172.21	228.02
CBS RENTAL & SUPPLY	18.76	0120	BATES, RANDY LEE	172.21	228.02
CORPUS CHRISTI FREIGHTLIN	68.88	0120	BATES, RANDY LEE	172.21	228.02
CREAGER BATTERY AND TI	7.00	0120	BATES, RANDY LEE	172.21	228.02
EVANS EQUIPMENT & ENVIRON	134.40	0120	BATES, RANDY LEE	172.21	228.02
HOSE OF SOUTH TEXAS	210.81	0120	BATES, RANDY LEE	172.21	228.02
KIMBALL MIDWEST PAYEEZY	240.19	0120	BATES, RANDY LEE	172.21	228.02
O'REILLY AUTO PARTS 635	553.79	0120	BATES, RANDY LEE	172.21	228.02
RAM PRODUCTS LTD.	248.80	0120	BATES, RANDY LEE	172.21	228.02
ROMCO EQUIPMENT 013	1,493.28	0120	BATES, RANDY LEE	172.21	228.02
RUBEN'S FLEET SERVICE	1,125.95	0120	BATES, RANDY LEE	172.21	228.02
SERVICE HYDRAULICS LLC	587.85	0120	BATES, RANDY LEE	172.21	228.02
SHEINBERG TOOL CO. INC.	732.10	0120	BATES, RANDY LEE	172.21	228.02
SOUTHWEST WHEEL CO COR	30.71	0120	BATES, RANDY LEE	172.21	228.02
TEXAN GLASS - SOUTH INC	200.00	0120	BATES, RANDY LEE	172.21	228.02
TIFCO INDUSTRIES INC	170.34	0120	BATES, RANDY LEE	172.21	228.02
WAUKESHA-PEARCE CORPUS	168.70	0120	BATES, RANDY LEE	172.21	228.02
THE HOME DEPOT #6584	410.56	0120	MORADO, ROBERT LUIS	172.21	205.28
CBS RENTAL & SUPPLY	356.28	0120	GARCIA, LINDA L	172.21	203.66
CREAGER BATTERY AND TI	7.00	0120	GARCIA, LINDA L	172.21	203.66
MUNIZ ELECTRIC AND COOLIN	270.00	0120	GARCIA, LINDA L	172.21	203.66
VULCAN INC	99.20	0120	GARCIA, LINDA L	172.21	203.66

Nueces County
Transaction Totals by Department Average
Statement Date(s): 07/28/2020

Merchant	Amount	Department	Card Holder Name	Average Transaction per Dept	Average Transaction per Cardholder
XTREME SAFETY INDUSTRIAL	285.80	0120	GARCIA, LINDA L	172.21	203.66
AMER ASSOC NOTARIES	96.09	0120	OSERRAOS, NORA	172.21	164.61
PLANT INTERSCAPES	133.24	0120	OSERRAOS, NORA	172.21	164.61
REPUBLIC SERVICES TRASH	429.11	0120	OSERRAOS, NORA	172.21	164.61
CBS RENTAL & SUPPLY	449.05	0120	DELUNA, RICHARD M	172.21	115.22
EVANS EQUIPMENT & ENVIRON	134.40	0120	DELUNA, RICHARD M	172.21	115.22
EWALD KUBOTA - CORPUS CHR	201.52	0120	DELUNA, RICHARD M	172.21	115.22
SHEINBERG TOOL CO. INC.	277.21	0120	DELUNA, RICHARD M	172.21	115.22
SPL ROBSTOWN HARDWARE COM	89.97	0120	DELUNA, RICHARD M	172.21	115.22
CBS RENTAL & SUPPLY	270.00	0120	GARCIA, JERRY ADOLFO	172.21	97.00
FREEDOM AUTO SPA	21.00	0120	GARCIA, JERRY ADOLFO	172.21	97.00
IN R & R PETRO SERVICES	42.00	0120	SCHULTZ, MILTON C	172.21	95.93
THE HOME DEPOT #6584	149.86	0120	SCHULTZ, MILTON C	172.21	95.93
AOC AUTO PARTS	407.85	0120	CISNEROS, SIMON G	172.21	90.96
CORPUS CHRISTI FREIGHTLIN	259.24	0120	CISNEROS, SIMON G	172.21	90.96
EWALD KUBOTA - CORPUS CHR	105.30	0120	CISNEROS, SIMON G	172.21	90.96
HOSE OF SOUTH TEXAS	522.52	0120	CISNEROS, SIMON G	172.21	90.96
O'REILLY AUTO PARTS 1982	542.16	0120	CISNEROS, SIMON G	172.21	90.96
O'REILLY AUTO PARTS 635	71.57	0120	CISNEROS, SIMON G	172.21	90.96
RUSH TRK CTR CORPUS CHRI	350.43	0120	CISNEROS, SIMON G	172.21	90.96
SOUTHWEST WHEEL CO COR	119.59	0120	CISNEROS, SIMON G	172.21	90.96
SPL ROBSTOWN HARDWARE COM	166.36	0120	CISNEROS, SIMON G	172.21	90.96
SQ SOUTH TEXAS SMALL ENG	144.97	0120	CISNEROS, SIMON G	172.21	90.96
THE HOME DEPOT #6564	40.54	0120	CISNEROS, SIMON G	172.21	90.96
TRUCKERS EQUIPMENT	80.87	0120	CISNEROS, SIMON G	172.21	90.96
WOODY'S TRUCK CENTER	34.90	0120	CISNEROS, SIMON G	172.21	90.96
WRIGHT MATERIALS INC ROBS	155.29	0120	CISNEROS, SIMON G	172.21	90.96
CBS RENTAL & SUPPLY	108.99	0120	HERNANDEZ, NOE C	172.21	81.03
EL CENTRO LANDFILL	134.10	0120	HERNANDEZ, NOE C	172.21	81.03
ADVANCE AUTO PARTS #3344	54.97	0120	MERCADO, SANTIAGO	172.21	80.21
AIRGAS USA LLC	222.97	0120	MERCADO, SANTIAGO	172.21	80.21
ARMSTRONG LUMBER COMPANY	11.53	0120	MERCADO, SANTIAGO	172.21	80.21

Nueces County
Transaction Totals by Department Average
Statement Date(s): 07/28/2020

Merchant	Amount	Department	Card Holder Name	Average Transaction per Dept	Average Transaction per Cardholder
ARNOLD OIL COMPANY	733.49	0120	MERCADO, SANTIAGO	172.21	80.21
BUSTERS PROPANE	24.78	0120	MERCADO, SANTIAGO	172.21	80.21
C.C. BATTERY COMPANY	535.81	0120	MERCADO, SANTIAGO	172.21	80.21
COASTAL DIESEL INJECTION	51.79	0120	MERCADO, SANTIAGO	172.21	80.21
CORPUS CHRISTI FREIGHTLIN	65.57	0120	MERCADO, SANTIAGO	172.21	80.21
CREAGER BATTERY AND TI	21.00	0120	MERCADO, SANTIAGO	172.21	80.21
DIESEL ENGINE & INJECTIO	22.59	0120	MERCADO, SANTIAGO	172.21	80.21
GULF COAST NUT & BOLT SUP	14.69	0120	MERCADO, SANTIAGO	172.21	80.21
HOLT CAT CORPUS - MC	414.92	0120	MERCADO, SANTIAGO	172.21	80.21
HOSE OF SOUTH TEXAS	197.15	0120	MERCADO, SANTIAGO	172.21	80.21
KELTONS TRUCK PARTS INC	401.45	0120	MERCADO, SANTIAGO	172.21	80.21
MCCOYS #17	18.69	0120	MERCADO, SANTIAGO	172.21	80.21
O'REILLY AUTO PARTS 635	1,786.83	0120	MERCADO, SANTIAGO	172.21	80.21
OIL PATCH PETROLEUM INC	62.50	0120	MERCADO, SANTIAGO	172.21	80.21
RUBEN'S FLEET SERVICE	127.20	0120	MERCADO, SANTIAGO	172.21	80.21
S. TEXAS ALL BATTERY	26.30	0120	MERCADO, SANTIAGO	172.21	80.21
SAMES FORD LINCOLN	211.66	0120	MERCADO, SANTIAGO	172.21	80.21
SHEINBERG TOOL CO. INC.	159.50	0120	MERCADO, SANTIAGO	172.21	80.21
SOUTHERN TIRE MART	430.99	0120	MERCADO, SANTIAGO	172.21	80.21
SOUTHWEST WHEEL CO COR	109.70	0120	MERCADO, SANTIAGO	172.21	80.21
SPL ROBSTOWN HARDWARE COM	1,185.23	0120	MERCADO, SANTIAGO	172.21	80.21
SQ SOUTH TEXAS SMALL ENG	99.05	0120	MERCADO, SANTIAGO	172.21	80.21
TRUCKERS EQUIPMENT	96.05	0120	MERCADO, SANTIAGO	172.21	80.21
WAUKESHA-PEARCE CORPUS	253.32	0120	MERCADO, SANTIAGO	172.21	80.21
WESTERN AUTO ACE HARDWAR	4.50	0120	MERCADO, SANTIAGO	172.21	80.21
WOODY'S TRUCK CENTER	34.90	0120	MERCADO, SANTIAGO	172.21	80.21
CHAPMANS GARAGE DOORS I	157.98	0120	JAQUEZ, NOE F	172.21	79.76
SHINE ON CAR WASH	17.00	0120	JAQUEZ, NOE F	172.21	79.76
TEXAS THRONE LLC	125.00	0120	JAQUEZ, NOE F	172.21	79.76
THE HOME DEPOT #6564	46.26	0120	JAQUEZ, NOE F	172.21	79.76
THE HOME DEPOT 6564	91.36	0120	JAQUEZ, NOE F	172.21	79.76
VIP CAR WASH AND LUBE NW	120.75	0120	JAQUEZ, NOE F	172.21	79.76
AIR SOLUTIONS AIR CONDITI	344.75	0160	COX, JOHN F	172.14	172.14

Nueces County
Transaction Totals by Department Average
Statement Date(s): 07/28/2020

Merchant	Amount	Department	Card Holder Name	Average Transaction per Dept	Average Transaction per Cardholder
IN R & R PETRO SERVICES	10.80	0160	COX, JOHN F	172.14	172.14
SYN-TECH SYSTEMS	177.00	0160	COX, JOHN F	172.14	172.14
WCI CORPUS CHRISTI	156.00	0160	COX, JOHN F	172.14	172.14
SPECTRUM	148.48	5105	MUNGUIA, MELISSA BETH	148.48	148.48
DATAMARS	249.00	5330	RAMIREZ, JUAN A	146.54	193.49
HARBOR FREIGHT TOOLS 680	17.99	5330	RAMIREZ, JUAN A	146.54	193.49
PCI PATTERSON VETERINA	1,471.00	5330	RAMIREZ, JUAN A	146.54	193.49
THE HOME DEPOT #6564	109.94	5330	RAMIREZ, JUAN A	146.54	193.49
TRACTOR SUPPLY #333	25.97	5330	RAMIREZ, JUAN A	146.54	193.49
VIP CAR WASH AND LUBE NW	47.90	5330	RAMIREZ, JUAN A	146.54	193.49
WAL-MART #0464	13.08	5330	RAMIREZ, JUAN A	146.54	193.49
ROBLES TIRE	20.00	5330	MONTES, MICHAEL RENE	146.54	29.18
VIP CAR WASH AND LUBE NW	96.70	5330	MONTES, MICHAEL RENE	146.54	29.18
CITY OF CORPUS CHRISTI	201.03	4130	MARTINEZ, SARAH EVETTE	136.03	136.03
CORPUS CHRISTI CALLER	456.05	4130	MARTINEZ, SARAH EVETTE	136.03	136.03
FSI CPL RETAIL	152.52	4130	MARTINEZ, SARAH EVETTE	136.03	136.03
GUARDIAN FUNERAL HOME & C	761.00	4130	MARTINEZ, SARAH EVETTE	136.03	136.03
JCPENNEY EGIFT CARD	4,400.00	4130	MARTINEZ, SARAH EVETTE	136.03	136.03
PAW ALL FAITH CREMATION	921.00	4130	MARTINEZ, SARAH EVETTE	136.03	136.03
STREAM ENERGY	382.36	4130	MARTINEZ, SARAH EVETTE	136.03	136.03
TREVINO FUNERAL HOME	1,742.00	4130	MARTINEZ, SARAH EVETTE	136.03	136.03
TXU BILL PAYMENT	154.01	4130	MARTINEZ, SARAH EVETTE	136.03	136.03
WALMART EGIFT CARD	4,025.00	4130	MARTINEZ, SARAH EVETTE	136.03	136.03
TLO TRANSUNION	175.00	3520	MATHIS, CRYSTAL D	128.70	135.45
ZOOM.US 888-799-9666	95.90	3520	MATHIS, CRYSTAL D	128.70	135.45
NNA SERVICES LLC	292.44	3520	ARVIZU, ELIZABETH NICHOLE	128.70	125.32
O'REILLY AUTO PARTS 1907	158.86	3520	ARVIZU, ELIZABETH NICHOLE	128.70	125.32
TDCAA	50.00	3520	ARVIZU, ELIZABETH NICHOLE	128.70	125.32
SPECTRUM	122.61	6210	MUNOZ, NORMA	122.61	122.61
INTERSTATE BATTERIES	118.95	3830	MENDOZA JR, OSCAR	107.99	107.99
JUANS WRECKER AND TRUCK R	275.00	3830	MENDOZA JR, OSCAR	107.99	107.99
NEESSEN CHEVROLET BUICK	222.22	3830	MENDOZA JR, OSCAR	107.99	107.99
O'REILLY AUTO PARTS 1982	47.43	3830	MENDOZA JR, OSCAR	107.99	107.99
SE40818	26.97	3830	MENDOZA JR, OSCAR	107.99	107.99
SOUTHERN TIRE MART	166.29	3830	MENDOZA JR, OSCAR	107.99	107.99

Nueces County
Transaction Totals by Department Average
Statement Date(s): 07/28/2020

Merchant	Amount	Department	Card Holder Name	Average Transaction per Dept	Average Transaction per Cardholder
SQ C2 MOBILE LUBE EXPRES	416.08	3830	MENDOZA JR, OSCAR	107.99	107.99
WAL-MART #0464	22.96	3830	MENDOZA JR, OSCAR	107.99	107.99
OFFICE DEPOT #70	391.14	1122	BEDIA, MARIA MAGDALENA	97.78	97.78
ASTROMATIC CAR WASH ROBST	116.00	3850	MARTIN, VANESSA	94.88	101.80
O'REILLY AUTO PARTS 1982	1,153.55	3850	MARTIN, VANESSA	94.88	101.80
VIP CAR WASH & SUPER	155.70	3850	MARTIN, VANESSA	94.88	101.80
BJ'S FAMOUS UNIFORMS	62.99	3850	RAMOS JR, ROBERTO	94.88	46.40
WAL-MART #0464	29.80	3850	RAMOS JR, ROBERTO	94.88	46.40
BEST BUY 00002352	86.59	3150	MCCOY, TIMOTHY JORDON	86.59	86.59
SMK SURVEYMONKEY.COM	409.34	1030	MAREZ, EDWARD J	86.45	86.45
TEXAS ASSOCIATION OF C	100.00	1030	MAREZ, EDWARD J	86.45	86.45
ZACHRY PUBLICATIONS	-250.00	1030	MAREZ, EDWARD J	86.45	86.45
LOWES #01825	145.00	0005	CRONIN, RONALD MICHAEL	76.50	57.19
MG BUILDING CORPUS CHRIS	90.89	0005	CRONIN, RONALD MICHAEL	76.50	57.19
NORTH PADRE ACE HARDWARE	210.65	0005	CRONIN, RONALD MICHAEL	76.50	57.19
OFFICE DEPOT #468	12.44	0005	SALINAS, ELIZABETH H	76.50	12.44
PRO AUTOMOTIVE	134.27	3820	ZAMORA, ANTHONY	68.01	134.27
IDENTOGO - TX FINGERPRINT	10.21	3820	BRANDON, DONNA D	68.01	92.62
IN SUPERGLASS WINDSHIELD	30.00	3820	BRANDON, DONNA D	68.01	92.62
MIRA'S SPORTS AND MORE	237.64	3820	BRANDON, DONNA D	68.01	92.62
PRO AUTOMOTIVE	62.77	3820	ROBERTSON III, HUEL JAMES	68.01	62.77
PRO AUTOMOTIVE	60.29	3820	MARTINEZ JR, MARCIAL	68.01	60.29
ISLAND TIRE AND AUTOMOTIV	19.95	3820	NELSON, JOSEPH DAVID	68.01	34.98
OSS ACADEMY	50.00	3820	NELSON, JOSEPH DAVID	68.01	34.98
SQ STICKER XPRESS	7.00	3820	HILL, JAMES ROBERT	68.01	7.00
FEDEX 394668123432	82.13	3092	FLORES, MICHAEL ANTHONY	61.09	72.36
FEDEX 394823174834	81.25	3092	FLORES, MICHAEL ANTHONY	61.09	72.36
FEDEX 395016940094	81.44	3092	FLORES, MICHAEL ANTHONY	61.09	72.36
NAYLOR'S FARM & RANCH SUP	32.85	3092	FLORES, MICHAEL ANTHONY	61.09	72.36
UNIVAR USA INC.	84.12	3092	FLORES, MICHAEL ANTHONY	61.09	72.36
SOUTHERN TIRE MART	7.00	3092	HINOJOSA, VICTOR A	61.09	32.91
UNIVAR USA INC.	58.82	3092	HINOJOSA, VICTOR A	61.09	32.91
EVEREST WATER COFFEE	47.94	3300	ROBERTS, MARILEE LISEC	47.94	47.94
USPS PO 4820200410	34.45	3530	LORENTZEN, ANNE E	34.45	34.45
CC CALLER-TIMES	8.52	1130	CASAS, NORMA N	8.52	8.52

Nueces County
Transaction Totals by Department Average
Statement Date(s): 07/28/2020

Merchant	Amount	Department	Card Holder Name	Average Transaction per Dept	Average Transaction per Cardholder
Total	468,150.80				

Nueces County
Transaction Totals by Vendor
Statement Dates: 07/28/2020

Merchant	Amount	Transaction Count	Average Transaction
1398 COLUMBIA	43.04	1	43.04
24 HR SAFETY-CORPUS CH	6,475.95	6	1,079.32
4TE GEXA ENERGY	106.63	1	106.63
8X8 INC 888-898-8733	285.24	1	285.24
A & B PLASTICS AND FABRIC	2,089.54	7	298.51
A & R SEPTIC SERVICES L.L	1,285.00	2	642.50
A PLUS PLUMBING AND RE	1,265.34	2	632.67
A&W OFFICE SUPPLY	415.71	2	207.86
ACADEMY SPORTS + OUTDOOR	27.04	1	27.04
ADVANCE AUTO PARTS #3344	80.96	3	26.99
AFTER HOURS AUTO GLASS	95.00	1	95.00
AGEX AGRILIFE LEARN	210.00	1	210.00
AIR SOLUTIONS AIR CONDITI	344.75	1	344.75
AIRGAS USA LLC	222.97	1	222.97
ALARM SECURITY & CONT.	1,082.00	2	541.00
ALSCO INC.	1,690.04	3	563.35
ALTEX COMPUTER AND ELECTR	2,523.25	9	280.36
AMAX INC	20.67	1	20.67
AMAZON.COM AMZN.COM/BILL	-242.82	1	-242.82
AMAZON.COM MJ0LA72J1 AMZN	755.25	1	755.25
AMAZON.COM MJ2082W20 AMZN	1,846.00	1	1,846.00
AMAZON.COM MJ58R62N0 AMZN	458.35	1	458.35
AMAZON.COM MS7YU9IS2	777.45	1	777.45
AMAZON.COM MV0LL70Z1 AMZN	4,047.00	1	4,047.00
AMAZON.COM MV36F5L81 AMZN	488.57	1	488.57
AMAZON.COM MV3Z09T00	66.75	1	66.75
AMAZON.COM MV4GO5VM0	57.53	1	57.53
AMAZON.COM MV7ND5NG1 AMZN	1,404.00	1	1,404.00
AMAZON.COM MV9KI4W31 AMZN	224.17	1	224.17
AMAZON.COM MV9QG55W2 AMZN	125.23	1	125.23
AMBIT TEXAS LLC	227.50	1	227.50
AMER ASSOC NOTARIES	188.99	3	63.00
AMERICAN SOLUTIONS4 BUS	3,176.05	6	529.34
AMZN MKTP US	-240.00	1	-240.00
AMZN MKTP US MJ0TW3802	1,163.50	1	1,163.50
AMZN MKTP US MJ1DP0XW0	359.80	1	359.80
AMZN MKTP US MJ2JB9XM0	73.30	1	73.30
AMZN MKTP US MJ3GS9H10 AM	51.93	1	51.93
AMZN MKTP US MJ4636KJ0	1,163.50	1	1,163.50
AMZN MKTP US MJ4F927N1	1,080.34	1	1,080.34
AMZN MKTP US MJ57C1RJ0	82.45	1	82.45
AMZN MKTP US MJ6SS31P2	8.99	1	8.99

Nueces County
Transaction Totals by Vendor
Statement Dates: 07/28/2020

Merchant	Amount	Transaction Count	Average Transaction
AMZN MKTP US MJ7MK74O2	147.18	1	147.18
AMZN MKTP US MJ7VX6P52	147.18	1	147.18
AMZN MKTP US MJ8472T51	119.96	1	119.96
AMZN MKTP US MJ8J17ZP0	85.86	1	85.86
AMZN MKTP US MJ8J55QK1	809.55	1	809.55
AMZN MKTP US MJ8SZ25N2	102.53	1	102.53
AMZN MKTP US MJ9141RU2	849.83	1	849.83
AMZN MKTP US MJ96O1202	75.72	1	75.72
AMZN MKTP US MJ9HR8LG2	2,327.56	1	2,327.56
AMZN MKTP US MS0TZ7S50	36.08	1	36.08
AMZN MKTP US MS5150YH2	28.38	1	28.38
AMZN MKTP US MS57Y1I42	674.55	1	674.55
AMZN MKTP US MS5AA5ST2 AM	219.22	1	219.22
AMZN MKTP US MS5TO5WA2	1,569.90	1	1,569.90
AMZN MKTP US MS7UO89L2 AM	30.97	1	30.97
AMZN MKTP US MS9E95S10	169.98	1	169.98
AMZN MKTP US MV0705QF2	475.06	1	475.06
AMZN MKTP US MV30H6FE2	247.93	1	247.93
AMZN MKTP US MV3WP9QA1	709.95	1	709.95
AMZN MKTP US MV4J89HZ0	44.07	1	44.07
AMZN MKTP US MV4N24DT1	102.27	1	102.27
AMZN MKTP US MV5EO9TO1	1,520.44	1	1,520.44
AMZN MKTP US MV5H901D2	54.96	1	54.96
AMZN MKTP US MV6AO4CD1	1,014.57	1	1,014.57
AMZN MKTP US MV8773VR1	42.98	1	42.98
AN CHEVROLET N CORPUS	908.86	2	454.43
ANNAVILLE MUFFLER AND	38.00	3	12.67
AOC AUTO PARTS	467.81	4	116.95
APOLLO TOWING EASY RIDER	149.00	1	149.00
ARMSTRONG LUMBER COMPANY	11.53	1	11.53
ARNOLD OIL COMPANY	733.49	10	73.35
ASHMORE PAINT COMPANY INC	373.30	3	124.43
ASTROMATIC CAR WASH ROBST	116.00	1	116.00
AUTOZONE #1328	146.48	1	146.48
BARNES&NOBLE.COM-BN	334.69	1	334.69
BECK AND MASTEN BUICK GMC	1,709.89	8	213.74
BEST BUY 00002352	1,384.56	2	692.28
BESTBUYCOM806250363818	2,630.40	1	2,630.40
BESTBUYCOM806257293761	128.97	1	128.97
BJ'S FAMOUS UNIFORMS	62.99	1	62.99
BLOCK AND COMPANY	374.95	1	374.95
BLOSSOM SHOP FLORIST	270.88	2	135.44

Nueces County
Transaction Totals by Vendor
Statement Dates: 07/28/2020

Merchant	Amount	Transaction Count	Average Transaction
BLT RESTAURANT SUPPLY LL	405.00	1	405.00
BROOKS TIRE INC	21.00	2	10.50
BUSTERS PROPANE	24.78	1	24.78
BUTLER SIGNATURE EVENTS	756.00	1	756.00
C.C BUILDERS HARDWARE	817.98	1	817.98
C.C. BATTERY COMPANY	535.81	4	133.95
CARISMA WASH LUBE AND DE	228.54	3	76.18
CARROT TOP INDUSTRIES	419.24	4	104.81
CBS RENTAL & SUPPLY	2,001.06	13	153.93
CC CALLER-TIMES	8.52	1	8.52
CC DISTRIBUTORS	6,204.24	8	775.53
CC PLUMBING	27.91	1	27.91
CC STAMP WORKS INC	492.20	5	98.44
CDW GOVT #ZGH4596	10,041.00	1	10,041.00
CDW GOVT #ZGM2321	33,352.90	1	33,352.90
CDW GOVT #ZHH1986	1,347.57	1	1,347.57
CDW GOVT #ZJD9604	6,459.80	1	6,459.80
CDW GOVT #ZJG0153	11.97	1	11.97
CDW GOVT #ZKJ0234	-1,347.57	1	-1,347.57
CDW GOVT #ZLF5799	5.94	1	5.94
CDW GOVT #ZMH0149	353.43	1	353.43
CDW GOVT #ZMR6391	354.21	1	354.21
CECILIA MAURICIO	2.00	1	2.00
CEECO	495.48	1	495.48
CHAPMANS GARAGE DOORS I	157.98	1	157.98
CHEWY.COM	536.29	9	59.59
CITY OF CORPUS CHRISTI	871.93	7	124.56
CKE ROD N ROLL S T 324	149.97	1	149.97
COASTAL A.D.S INC.	3,792.20	4	948.05
COASTAL DIESEL INJECTION	51.79	4	12.95
COASTAL OFFICE SOLUTIONS	2,490.48	5	498.10
CORPUS CHRISTI CALLER	456.05	1	456.05
CORPUS CHRISTI ELECTRIC	287.37	2	143.68
CORPUS CHRISTI FREIGHTLIN	393.69	5	78.74
CORPUS CHRISTI FUNERAL	921.00	1	921.00
CORPUS CHRISTI SAFE AND L	278.85	2	139.42
CREAGER BATTERY AND TI	42.00	6	7.00
CROSS BORDER TRANS FEE	6.70	3	2.23
CTS FRONTIER ONLINEPAY	921.59	11	83.78
CTS FRONTIER PHONE PAY	172.11	1	172.11
CVS/PHARMACY #02328	131.78	1	131.78
CVS/PHARMACY #06986	113.81	1	113.81

Nueces County
Transaction Totals by Vendor
Statement Dates: 07/28/2020

Merchant	Amount	Transaction Count	Average Transaction
DAILY WELLS COMMUNICATIO	1,376.17	9	152.91
DANA SAFETY SUPPLY	911.85	1	911.85
DATAMARS	249.00	1	249.00
DELUXE AUTO PARTS	828.00	1	828.00
DIESEL ENGINE & INJECTIO	22.59	2	11.30
DISCOUNT AUTO 2	460.58	2	230.29
DISNEYPLUS	14.06	1	14.06
DMI DELL HIGHER EDUC	3,169.56	2	1,584.78
DNH GODADDY.COM	279.99	1	279.99
DOLLAR GENERAL #13740	15.43	1	15.43
DOLLAR TREE	18.40	1	18.40
DOLLARTREE	37.89	1	37.89
DTV DIRECTV SERVICE	625.94	4	156.48
DVAULT	738.99	1	738.99
EAGLE LOCK AND KEY	111.00	1	111.00
ECHELON HTS INC	250.00	1	250.00
EL CENTRO LANDFILL	134.10	2	67.05
ENVIROTEST LLC	1,240.00	1	1,240.00
ESAFETY SUPPLIES INC	32,880.98	6	5,480.16
EVANS EQUIPMENT & ENVIRON	268.80	2	134.40
EVEREST WATER COFFEE	937.23	3	312.41
EVIDENT INC	63.15	1	63.15
EWALD KUBOTA - CORPUS CHR	466.86	3	155.62
FASCLAMPITT CORPUS CHRIST	276.03	7	39.43
FASTSIGNS 11901 I	3,032.26	1	3,032.26
FEDEX 394668123432	82.13	1	82.13
FEDEX 394823174834	81.25	1	81.25
FEDEX 395016940094	81.44	1	81.44
FERGUSON ENT # 116	892.65	4	223.16
FINANCIAL SERVICES	21,335.34	1	21,335.34
FIRESTONE678775	181.30	1	181.30
FIRESTONE678791	93.96	2	46.98
FIRETROL PROTECTION SYSTE	858.00	1	858.00
FIRST BOOK	893.23	2	446.62
FIVE POINTS AUTO CENTER	320.08	7	45.73
FLEET MANAGEMENT SOLUTNS	192.00	1	192.00
FREEDOM AUTO SPA	21.00	1	21.00
FSI CPL RETAIL	240.93	2	120.46
GATEWAY PRINTING & OFFICE	11,976.34	51	234.83
GIH GLOBALINDUSTRIALEQ	804.12	3	268.04
GRAINGER	1,231.73	7	175.96
GRANDE COMMUNICATIONS	100.08	1	100.08

Nueces County
Transaction Totals by Vendor
Statement Dates: 07/28/2020

Merchant	Amount	Transaction Count	Average Transaction
GRAYBAR ELECTRIC	982.35	5	196.47
GREEN MOUNTAIN ENERGY	1,245.23	3	415.08
GUARDIAN FUNERAL HOME & C	761.00	1	761.00
GULF COAST MAILING SERV	1,287.00	1	1,287.00
GULF COAST NUT & BOLT SUP	14.69	1	14.69
GULF COAST PAPER COM	544.35	1	544.35
GULF COAST PAPER COMPANY-	20,012.14	45	444.71
H&L DISCOUNT OIL	919.60	4	229.90
H-E-B #139	28.08	1	28.08
H-E-B #210	403.14	1	403.14
H-E-B #069	16.67	1	16.67
H-E-B #462	980.24	1	980.24
H-E-B #643	838.68	6	139.78
HARBOR FREIGHT TOOLS 680	17.99	3	6.00
HARBOR FREIGHT TOOLS 71	186.12	3	62.04
HERITAGE POWER	167.63	1	167.63
HILTON GARDEN INN	485.23	1	485.23
HOBBY-LOBBY #0116	37.77	1	37.77
HOLT CAT CORPUS - MC	3,353.07	7	479.01
HOSE OF SOUTH TEXAS	1,166.90	9	129.66
HUB CITY OVERHEAD DOOR CO	230.00	1	230.00
HUSKY TRAILER& PARTS CO	61.95	2	30.98
IDENTOGO - TX FINGERPRINT	10.21	1	10.21
IN FINANCIAL CONTROL SYS	90.00	1	90.00
IN R & R PETRO SERVICES	1,158.74	4	289.68
IN SUPERGLASS WINDSHIELD	30.00	1	30.00
INTERSTATE BATTERIES	1,726.89	7	246.70
INTUIT QUICKBOOKS	3,971.31	2	1,985.66
ISLAND TIRE AND AUTOMOTIV	19.95	1	19.95
ITD PRINT SOLUTIONS	1,902.00	3	634.00
JALISCO PAPER INC.	1,440.00	1	1,440.00
JCPENNEY EGIFT CARD	4,400.00	38	115.79
JOHNSON CONTROLS SS	278.40	1	278.40
JOHNSTONE SUPPLY- CORPUS	79.85	1	79.85
JUANS WRECKER AND TRUCK R	275.00	1	275.00
KEGCO INC	115.05	1	115.05
KELTONS TRUCK PARTS INC	401.45	3	133.82
KIMBALL MIDWEST PAYEEZY	240.19	1	240.19
KOETTER FIRE CORPUS	1,447.56	2	723.78
KYOCERA DOCUMENT SOLUTION	103.95	1	103.95
LAWSON PRODUCTS	1,134.05	1	1,134.05
LITTLE CAESARS 722	72.34	1	72.34

Nueces County
Transaction Totals by Vendor
Statement Dates: 07/28/2020

Merchant	Amount	Transaction Count	Average Transaction
LOWES #01825	-704.13	15	-46.94
LOWES #02506	1,763.92	6	293.99
MCCOYS #17	50.11	2	25.06
MEDEXSUPPLY.COM	754.40	1	754.40
MG BUILDING CORPUS CHRIS	90.89	1	90.89
MID COAST ELECTRIC SUPPLY	6,503.96	4	1,625.99
MINUTEKEY	4.33	1	4.33
MIRA'S SPORTS AND MORE	237.64	1	237.64
MNI DIESEL INC.	1,691.14	1	1,691.14
MUNIZ ELECTRIC AND COOLIN	820.00	2	410.00
NAYLOR'S FARM & RANCH SUP	32.85	1	32.85
NEESSEN CHEVROLET BUICK	222.22	1	222.22
NETWORK INNOVATIONS	1,230.58	1	1,230.58
NEWEGG TEXAS	309.37	1	309.37
NNA SERVICES LLC	465.53	3	155.18
NOODLE SOUP	434.60	1	434.60
NORTH PADRE ACE HARDWARE	2,023.89	24	84.33
NUECES CO TX - GOV PAY FE	9.70	3	3.23
NUECES CO TX-TAC-MOTOR	247.50	2	123.75
NUECES CO TX-TAC-ROBSTOWN	52.50	1	52.50
NUECES COUNTY WCID 3	1,978.96	2	989.48
O BERK COMPANY LLC	83.31	1	83.31
O'REILLY AUTO PARTS 1441	107.03	2	53.52
O'REILLY AUTO PARTS 1907	158.86	1	158.86
O'REILLY AUTO PARTS 1982	1,853.04	23	80.57
O'REILLY AUTO PARTS 635	2,416.98	35	69.06
OFFICE DEPOT #1079	238.36	1	238.36
OFFICE DEPOT #1127	1,236.57	8	154.57
OFFICE DEPOT #2582	65.97	1	65.97
OFFICE DEPOT #368	44.72	1	44.72
OFFICE DEPOT #468	717.73	8	89.72
OFFICE DEPOT #70	391.14	4	97.78
OIL PATCH PETROLEUM INC	62.50	1	62.50
OSS ACADEMY	50.00	1	50.00
PAW ALL FAITH CREMATION	921.00	1	921.00
PAYPAL ALARMTX	2,630.00	2	1,315.00
PAYPAL WONDERIDEA	30.00	2	15.00
PCI PATTERSON VETERINA	1,471.00	2	735.50
PENGAD INC	84.59	1	84.59
PENSKE TRK LSG 054510	2,115.02	2	1,057.51
PETCO 1425 63514251	115.98	1	115.98
PETSMART # 0196	111.14	1	111.14

Nueces County
Transaction Totals by Vendor
Statement Dates: 07/28/2020

Merchant	Amount	Transaction Count	Average Transaction
PLANT INTERSCAPES	133.24	1	133.24
PMI ROBSTOWN	616.54	1	616.54
POSTNET (TX162)	1,115.00	3	371.67
PRAXAIR DIST INC 70245	150.77	1	150.77
PRAXAIR DIST INC OAM	182.22	1	182.22
PRO AUTOMOTIVE	257.33	3	85.78
RAM PRODUCTS LTD.	248.80	1	248.80
RAPID AIR	220.00	1	220.00
REPUBLIC SERVICES TRASH	429.11	1	429.11
RESIDENCE INN CORPUS C	822.25	2	411.12
RICOH USA INC	21,093.88	1	21,093.88
ROBLES TIRE	90.00	7	12.86
ROBSTOWN UTILITY SYSTEMS	4,969.63	22	225.89
ROMCO EQUIPMENT 013	1,493.28	2	746.64
RUBEN'S FLEET SERVICE	1,253.15	2	626.58
RUSH TRK CTR CORPUS CHRI	350.43	1	350.43
S. TEXAS ALL BATTERY	26.30	1	26.30
SAMES FORD LINCOLN	488.57	6	81.43
SAMES FORD SUPERCENTER	408.35	1	408.35
SAMS CLUB #8267	158.84	3	52.95
SAMSClub #8267	424.97	2	212.48
SE40818	26.97	1	26.97
SERVICE HYDRAULICS LLC	587.85	1	587.85
SHEINBERG TOOL CO. INC.	1,554.35	7	222.05
SHERWIN WILLIAMS 707406	80.64	1	80.64
SHINE ON CAR WASH	17.00	1	17.00
SKILLPATH / NATIONAL	208.00	1	208.00
SMK SURVEYMONKEY.COM	409.34	1	409.34
SOUTHERN TIRE MART	3,136.75	11	285.16
SOUTHSIDE ANIMAL HOSPITAL	171.50	1	171.50
SOUTHWEST WHEEL CO COR	260.00	6	43.33
SP CLEARMASK	11,450.00	1	11,450.00
SPECTRUM	4,212.96	19	221.73
SPL ROBSTOWN HARDWARE COM	3,041.45	14	217.25
SQ BVH PROPERTIES LLC	2,200.00	1	2,200.00
SQ C2 MOBILE LUBE EXPRES	416.08	5	83.22
SQ CAMSEC+	209.96	1	209.96
SQ GWS BUSINESS	340.00	1	340.00
SQ SOUTH TEXAS SMALL ENG	274.01	5	54.80
SQ STICKER XPRESS	7.00	1	7.00
SQ TEXAS SIGN EXPR	680.00	2	340.00
STANLEY STEEMERCORCHR	423.99	1	423.99

Nueces County
Transaction Totals by Vendor
Statement Dates: 07/28/2020

Merchant	Amount	Transaction Count	Average Transaction
STATE BAR TX-DUES-WEB	305.00	1	305.00
STREAM ENERGY	382.36	3	127.45
SUMMIT ELECTRIC SUPPLY	175.20	1	175.20
SUPERIOR TRAILER SALES	869.10	1	869.10
SYN-TECH SYSTEMS	177.00	1	177.00
T C AUTO SERVICE PETRO	53.53	1	53.53
TCEQ EPAYMENT	50.00	1	50.00
TDCAA	50.00	1	50.00
TEXAN GLASS - SOUTH INC	200.00	1	200.00
TEXAS ASSOCIATION OF C	100.00	1	100.00
TEXAS EXCELLENCE DETAIL	40.00	2	20.00
TEXAS LUBE & OIL SERVICE	1,930.76	1	1,930.76
TEXAS THRONE LLC	125.00	1	125.00
THE HOME DEPOT #0526	169.62	3	56.54
THE HOME DEPOT #6564	3,108.90	19	163.63
THE HOME DEPOT #6584	3,811.02	20	190.55
THE HOME DEPOT 526	260.85	1	260.85
THE HOME DEPOT 6564	838.97	6	139.83
THE HOME DEPOT 6584	988.99	4	247.25
THE PAIGE COMPANY CONT	961.00	1	961.00
THE TRANE COMPANY	998.00	1	998.00
THERANEST WILEY M	152.47	1	152.47
THERMO KING OF HOUSTON	1,099.63	1	1,099.63
THEUVLIZER.COM	639.92	1	639.92
TIFCO INDUSTRIES INC	170.34	1	170.34
TIGER HEATING & AIR LLC	2,027.00	2	1,013.50
TLO TRANSUNION	175.00	1	175.00
TMS SOUTH INC	1,378.81	2	689.40
TOTAL PROTECTION SYSTEMS	810.00	2	405.00
TRACTOR SUPPLY #333	749.74	4	187.44
TRACTOR SUPPLY CO #1907	3,089.95	3	1,029.98
TREVINO FUNERAL HOME	2,663.00	3	887.67
TRUCKERS EQUIPMENT	176.92	3	58.97
TXU BILL PAYMENT	1,880.20	8	235.02
U.S. PLASTIC CORPORATION	508.70	1	508.70
ULINE SHIP SUPPLIES	5,634.93	3	1,878.31
ULTIMATE SIGNS AND GRAPHI	1,053.00	2	526.50
UNIVAR USA INC.	142.94	2	71.47
US21 INC	49,070.00	4	12,267.50
USPS PO 4820200410	34.45	1	34.45
USPS PO 4820210418	7.85	1	7.85
USPS PO 4820240414	26.35	1	26.35

Nueces County
Transaction Totals by Vendor
Statement Dates: 07/28/2020

Merchant	Amount	Transaction Count	Average Transaction
VARIDESK 1800 207 2587	711.00	2	355.50
VIP CAR WASH & SUPER	155.70	1	155.70
VIP CAR WASH AND LUBE NW	265.35	4	66.34
VULCAN INC	99.20	1	99.20
WAL-MART #0464	119.90	4	29.98
WAL-MART #0490	69.00	3	23.00
WALGREENS #4424	30.27	1	30.27
WALMART EGIFT CARD	4,025.00	46	87.50
WALMART.COM	77.64	2	38.82
WALMART.COM AW	636.38	1	636.38
WATCHGUARD VIDEO	275.00	1	275.00
WAUKESHA-PEARCE CORPUS	422.02	3	140.67
WCI CORPUS CHRISTI	1,274.00	6	212.33
WEST MARINE #1308	31.98	1	31.98
WESTERN AUTO ACE HARDWAR	145.63	4	36.41
WHATABURGER 286 Q26	2.56	1	2.56
WILBUR ELLIS TAFT	485.00	1	485.00
WM SUPERCENTER #464	18.78	1	18.78
WOODY'S TRUCK CENTER	588.00	3	196.00
WRIGHT MATERIALS INC ROBS	219.13	2	109.56
XOOM ENERGY	348.42	3	116.14
XTREME SAFETY INDUSTRIAL	285.80	1	285.80
ZACHRY PUBLICATIONS	-250.00	1	-250.00
ZAM AUTOMOTIVE	513.72	2	256.86
ZARSKY LUMBER-CORPUS CHR	65.82	1	65.82
ZARSKY LUMBER-PORT ARANS	29.99	1	29.99
ZOOM.US	24.75	2	12.38
ZOOM.US 888-799-9666	95.90	1	95.90
ZORO TOOLS INC	251.70	1	251.70
Total	468,150.80	1,116	419.49

**Nueces County
Transaction Totals by Vendor YTD
For the 10 months ending 07/28/2020**

Merchant	Amount	Transaction Count	Average Transaction
GULF COAST PAPER COMPANY-	314,175.60	451	696.62
RICOH USA INC	252,502.32	26	9,711.63
FINANCIAL SERVICES	232,277.29	11	21,116.12
GATEWAY PRINTING & OFFICE	180,326.11	567	318.04
US21 INC	100,690.00	8	12,586.25
AT&T BILL PAYMENT	72,918.38	7	10,416.91
SPECTRUM	47,138.11	203	232.21
COASTAL OFFICE SOLUTIONS	44,259.59	57	776.48
THE HOME DEPOT #6564	42,595.06	267	159.53
HOLIDAY INN	40,350.71	26	1,551.95
CITY OF CORPUS CHRISTI	35,873.46	281	127.66
ROBSTOWN UTILITY SYSTEMS	35,733.54	183	195.27
SOUTHERN TIRE MART	35,233.73	103	342.08
AMERICAN SOLUTIONS4 BUS	34,327.42	45	762.83
HOLT CAT CORPUS - MC	34,281.75	86	398.62
THE DOCTORS CENTER - PO	34,144.50	3	11,381.50
ESAFETY SUPPLIES INC	34,030.46	7	4,861.49
SPL ROBSTOWN HARDWARE COM	33,366.65	131	254.71
CDW GOVT #ZGM2321	33,352.90	1	33,352.90
TXU BILL PAYMENT	30,583.31	152	201.21
A PLUS PLUMBING AND RE	28,267.99	41	689.46
A&W OFFICE SUPPLY	27,657.09	72	384.13
DMI DELL HIGHER EDUC	24,271.25	31	782.94
NUECES COUNTY WCID 3	22,100.53	48	460.43
DAILY WELLS COMMUNICATIO	21,490.83	85	252.83
ULINE SHIP SUPPLIES	19,845.10	14	1,417.51
INTUIT QUICKBOOKS	19,356.33	13	1,488.95
CDW GOVT #XGB0842	18,576.75	1	18,576.75
CDW GOVT #XHX4778	17,780.73	1	17,780.73
THE HOME DEPOT 6564	17,776.16	72	246.89
CORPUS CHRISTI FUNERAL	17,049.00	19	897.32
THE HOME DEPOT #6584	16,873.98	237	71.20
CORPUS CHRISTI CALLER	16,397.50	20	819.88
BOB BARKER COMPANY INC	16,380.19	31	528.39
GUARDIAN FUNERAL HOME & C	16,241.39	19	854.81
CORPUS CHRISTI FREIGHTLIN	16,214.07	86	188.54
CC DISTRIBUTORS	16,011.96	53	302.11
TREVINO FUNERAL HOME	15,978.00	18	887.67
IN PRO TECH MECHANICAL I	15,913.75	11	1,446.70
CBS RENTAL & SUPPLY	15,595.09	75	207.93
NORTH PADRE ACE HARDWARE	15,350.98	152	100.99
PAW ALL FAITH CREMATION	15,278.00	19	804.11

**Nueces County
Transaction Totals by Vendor YTD
For the 10 months ending 07/28/2020**

Merchant	Amount	Transaction Count	Average Transaction
A & B PLASTICS AND FABRIC	15,197.97	49	310.16
GULF COAST MAILING SERV	14,819.48	11	1,347.23
GRAINGER	14,808.36	56	264.44
TOTAL MAINTENANCE SOLUTIO	14,713.63	22	668.80
USPS PO 4820250415	14,610.00	10	1,461.00
H-E-B #462	14,368.90	20	718.44
TARGET 00003350	14,324.18	18	795.79
24 HR SAFETY-CORPUS CH	14,310.47	27	530.02
ARNOLD OIL COMPANY	14,117.31	106	133.18
LOWES #01825	14,113.09	141	100.09
JCPENNEY EGIFT CARD	14,075.00	128	109.96
THE HOME DEPOT 6584	13,655.11	52	262.60
TRUCKERS EQUIPMENT	13,056.41	44	296.74
CRADLEPOINT	13,025.69	1	13,025.69
JOHNSON CONTROLS SS	13,018.29	15	867.89
MUNIZ ELECTRIC AND COOLIN	12,958.86	18	719.94
TOTAL PROTECTION SYSTEMS	12,932.20	30	431.07
PRO FIRE PROTECTION INC	12,869.14	27	476.63
ORTIZ INTERNATIONAL CENT	12,600.00	1	12,600.00
MID COAST ELECTRIC SUPPLY	12,089.64	9	1,343.29
CDW GOVT #XFW5899	12,080.70	1	12,080.70
4110 ORTIZ CENTER	11,945.00	1	11,945.00
BINSWANGER GLASS #100	11,726.02	16	732.88
PENSKE TRK LSG 054510	11,684.76	13	898.83
SP CLEARMASK	11,450.00	1	11,450.00
SHEINBERG TOOL CO. INC.	11,275.11	82	137.50
ITD PRINT SOLUTIONS	11,244.00	16	702.75
COASTAL A.D.S INC.	11,211.24	25	448.45
PAYPAL ALARMTX	10,848.95	17	638.17
SQ SUAREZ PAINTING	10,835.00	8	1,354.38
BECK AND MASTEN BUICK GMC	10,705.30	40	267.63
STATE BAR TX-DUES-WEB	10,694.00	14	763.86
ALTEX COMPUTER AND ELECTR	10,643.90	72	147.83
TMS SOUTH INC	10,609.88	14	757.85
O'REILLY AUTO PARTS 635	10,317.09	212	48.67
THE HOME DEPOT 526	10,262.84	34	301.85
H-E-B #643	10,174.61	127	80.12
CDW GOVT #XMC4870	10,041.00	1	10,041.00
CDW GOVT #ZGH4596	10,041.00	1	10,041.00
VULCAN INC	9,919.84	11	901.80
MOMAR INC	9,695.45	20	484.77
FSI CPL RETAIL	9,542.46	69	138.30

**Nueces County
Transaction Totals by Vendor YTD
For the 10 months ending 07/28/2020**

Merchant	Amount	Transaction Count	Average Transaction
GRAYBAR ELECTRIC	9,483.26	42	225.79
GOODYEAR TIRE #4739	9,005.31	20	450.27
GOODYEAR A.S.C. #4738	8,953.48	17	526.68
ROBLES TIRE	8,884.81	44	201.93
WALGREENS #4424	8,809.04	91	96.80
H&L DISCOUNT OIL CO	8,742.96	27	323.81
CORPUS CHRISTI REGIONAL	8,725.00	3	2,908.33
IN H & V EQUIPMENT SERVI	8,699.17	3	2,899.72
ULTIMATE SIGNS AND GRAPHI	8,414.00	14	601.00
O'REILLY AUTO PARTS 1982	8,296.63	124	66.91
CC STAMP WORKS INC	8,243.59	64	128.81
SQ G A DOUGLAS	8,098.31	19	426.23
CORPUS CHRISTI SAFE AND L	7,879.18	52	151.52
TDCAA	7,691.23	20	384.56
H&L DISCOUNT OIL	7,456.49	22	338.93
ANNAVILLE MUFFLER AND	7,266.00	34	213.71
KOETTER FIRE CORPUS	7,155.44	10	715.54
NUECES COUNTY WATER DISTR	7,107.51	22	323.07
C.C. BATTERY COMPANY	7,018.90	48	146.23
AMAZON.COM M71GW1150	6,995.00	1	6,995.00
O BERK COMPANY LLC	6,982.15	7	997.45
FASCLAMPITT CORPUS CHRIST	6,798.38	85	79.98
AN CHEVROLET N CORPUS	6,771.74	20	338.59
SHS SUREPOINTER	6,728.00	10	672.80
ZORO TOOLS INC	6,722.62	26	258.56
HOSE OF SOUTH TEXAS	6,512.74	91	71.57
HUB CITY OVERHEAD DOOR CO	6,469.63	11	588.15
CDW GOVT #ZJD9604	6,459.80	1	6,459.80
ICS JAIL SUPPLIES	6,417.10	9	713.01
C.C BUILDERS HARDWARE	6,357.20	9	706.36
RESIDENCE INN CORPUS C	6,168.25	15	411.22
INTERSTATE BATTERIES	6,141.93	34	180.64
DELTA SPECIALTIES SUPPLY	6,111.97	13	470.15
DIGICERT INC	5,992.00	11	544.73
INDUSTRIAL COMMUNICATIONS	5,988.86	10	598.89
FERGUSON ENT # 116	5,982.65	44	135.97
SPIRAL BINDING LLC	5,912.27	7	844.61
SAMES FORD LINCOLN	5,901.98	31	190.39
ASHMORE PAINT COMPANY INC	5,875.49	15	391.70
UNIVAR USA INC.	5,784.98	48	120.52
TIGER HEATING & AIR LLC	5,723.00	8	715.38
TRACTOR SUPPLY CO #1907	5,519.53	23	239.98

**Nueces County
Transaction Totals by Vendor YTD
For the 10 months ending 07/28/2020**

Merchant	Amount	Transaction Count	Average Transaction
C&S PLATING & BUMPER RECY	5,504.14	2	2,752.07
UNITY CHAPEL FUNERAL	5,426.00	6	904.33
TEXAN GLASS - SOUTH INC	5,340.00	14	381.43
CDW GOVT #1270-1500	5,308.09	3	1,769.36
BLT RESTAURANT SUPPLY LL	5,229.36	3	1,743.12
EMBASSY SUITES	5,161.25	8	645.16
SQ THIRD COAST CHARTERS	5,100.00	1	5,100.00
ASHMORE PAINT CO INC	5,072.75	19	266.99
MG BUILDING CORPUS CHRIS	5,026.61	23	218.55
BEST BUY 00002352	5,022.39	19	264.34
EBINRA INC	5,000.00	1	5,000.00
CORPUS CHRISTI WILBERT	4,950.00	12	412.50
THE PAIGE COMPANY CONT	4,835.50	6	805.92
RELIANT ENERGY	4,831.96	38	127.16
BUSH HYDRAULICS	4,727.84	19	248.83
MNI DIESEL INC.	4,704.71	5	940.94
IN LONE STAR PRODUCTS &	4,662.30	3	1,554.10
AMBIT TEXAS LLC	4,641.55	36	128.93
TEXAS ASSOCIATION OF C	4,635.00	17	272.65
EWALD KUBOTA - CORPUS CHR	4,621.65	26	177.76
PMI ROBSTOWN	4,608.58	19	242.56
D & C FENCE CO. INC	4,549.84	3	1,516.61
TEXAS FIRST RENTALS-	4,476.96	1	4,476.96
CDW GOVT #XHW5907	4,464.91	1	4,464.91
JOHNSTONE SUPPLY CORPUS	4,453.23	17	261.95
ROBSTOWN-UTIL-SYST-PMT	4,442.62	23	193.16
OFFICE DEPOT #70	4,428.92	36	123.03
FIVE POINTS AUTO CENTER	4,388.98	39	112.54
WAUKESHA-PEARCE CORPUS	4,380.16	21	208.58
SYMBOL ARTS WEB	4,361.75	4	1,090.44
LOWES #02506	4,303.22	20	215.16
THE HOME DEPOT #0526	4,266.22	52	82.04
FIRETROL PROTECTION SYSTE	4,264.23	10	426.42
PRO AUTOMOTIVE	4,263.19	17	250.78
CERTIFIED LABORATORIES	4,243.65	5	848.73
ROMCO EQUIPMENT 013	4,217.18	8	527.15
JUST ENERGY	4,212.89	28	150.46
MOORE MEDICAL LLC	4,210.27	16	263.14
DTV DIRECTV SERVICE	4,166.81	33	126.27
SQ SOUTH TEXAS SMALL ENG	4,163.41	31	134.30
AMAZON.COM CB0G383C3	4,160.00	1	4,160.00
WALMART EGIFT CARD	4,125.00	47	87.77

**Nueces County
Transaction Totals by Vendor YTD
For the 10 months ending 07/28/2020**

Merchant	Amount	Transaction Count	Average Transaction
IN R & R PETRO SERVICES	4,119.74	16	257.48
DISCOUNT TIRE TXC 12	4,085.00	6	680.83
DRISCOLL HEALTH SYSTEM	4,078.13	4	1,019.53
DISCOUNT-TIRE-CO TXC-05	4,054.81	14	289.63
CORPUS CHRISTI FORD	4,054.00	26	155.92
AMAZON.COM MV0LL70Z1 AMZN	4,047.00	1	4,047.00
VARIDESK 1800 207 2587	3,910.50	10	391.05
IN TROYS FENCE	3,875.00	4	968.75
POSTNET (TX162)	3,857.55	23	167.72
NSC NORTHERN SAFETY CO	3,849.34	22	174.97
AMZN MKTP US UR6E822K3	3,839.84	1	3,839.84
THOMSON WEST TCD	3,831.96	13	294.77
AMAZON.COM MC9WU1600	3,830.00	1	3,830.00
ABSOLUTE COMMUNICATIONS	3,819.22	3	1,273.07
CDW GOVT #1470	3,731.56	1	3,731.56
IN PROTEX RESTAURANT SER	3,729.34	6	621.56
FSGI CORPUS LIGHTING	3,723.42	6	620.57
TRACTOR SUPPLY #333	3,713.94	31	119.80
OFFICE DEPOT #468	3,675.82	41	89.65
HOLIDAY INN EXPRESS	3,622.58	25	144.90
C B SALES AND SERVICE	3,622.48	4	905.62
1398 COLUMBIA	3,600.08	10	360.01
THE PADCASTER LLC	3,593.10	2	1,796.55
SQ TIGER HEATING &	3,537.00	2	1,768.50
ZEBRATECHNOLOGIES INTL	3,510.75	6	585.12
OFFICE DEPOT #1127	3,486.53	28	124.52
ENVIROTEST LLC	3,464.00	3	1,154.67
ALARM SECURITY & CONT.	3,462.00	6	577.00
CDW GOVT #XGV3280	3,346.12	1	3,346.12
LOGMEIN GOTOMEETING	3,309.51	10	330.95
CDW GOVT #XQB9073	3,301.60	1	3,301.60
ACADEMY SPORTS #29	3,288.71	19	173.09
PRO CHEM INC.	3,276.30	7	468.04
NEESSEN CHEVROLET BUICK	3,274.42	4	818.60
TEXAS THRONE LLC	3,223.85	12	268.65
GALLS	3,220.69	14	230.05
NUECES ELECTRIC COOP	3,188.29	22	144.92
IN URETEK ICR SOUTH TEXA	3,156.00	1	3,156.00
MAACO	3,118.92	1	3,118.92
FASTSIGNS 11901 I	3,102.78	2	1,551.39
JEANS RESTAURANT SUPPLY	3,101.59	3	1,033.86
WCI CORPUS CHRISTI	3,056.55	18	169.81

**Nueces County
Transaction Totals by Vendor YTD
For the 10 months ending 07/28/2020**

Merchant	Amount	Transaction Count	Average Transaction
GREEN MOUNTAIN ENERGY	3,045.07	20	152.25
CDW GOVT #ZGC6685	3,043.00	1	3,043.00
WM SUPERCENTER #1494	3,019.11	11	274.46
CORPUS CHRISTI TRANSPORT	3,000.00	1	3,000.00
GOES HEATING SYSTEMS	2,976.29	3	992.10
NADCP	2,970.00	2	1,485.00
PRECISE KIT PROMOTIONS	2,969.59	3	989.86
FREDPRYOR CAREERTRACK	2,926.00	3	975.33
PARAGON SOFTWARE GROUP	2,924.35	1	2,924.35
SAMS CLUB #8267	2,908.85	20	145.44
EVINS GLASS SERVICE INC	2,903.79	7	414.83
DISPLAYS2GO	2,901.36	4	725.34
GALVANS PAINT & BODY LLC	2,852.00	2	1,426.00
CDR #1	2,814.40	4	703.60
CDW GOVT #WKV4271	2,810.07	1	2,810.07
IBI INFORMA PRODUCTS	2,800.00	1	2,800.00
CORPUS CHRISTI ELECTRIC	2,782.41	16	173.90
WOODY'S TRUCK CENTER	2,761.02	60	46.02
VISTA.COM	2,750.00	1	2,750.00
WESTERN AUTO ACE HARDWAR	2,707.34	32	84.60
HARBOR FREIGHT	2,706.09	2	1,353.04
FRANCOS GARAGE	2,690.00	5	538.00
HOT ROD RUDYS	2,681.12	16	167.57
FIRESTONE20052	2,651.78	10	265.18
CORPUS CHRISTI WILBERT LP	2,640.00	3	880.00
RENTAL WORLD CORPUS CHRIS	2,633.90	2	1,316.95
BESTBUYCOM806250363818	2,630.40	1	2,630.40
DOGGETT DHMS - C.C.	2,614.02	9	290.45
PITNEY BOWES PI	2,611.17	11	237.38
ISLAND TIRE AND AUTOMOTIV	2,606.78	32	81.46
RAYALLEN.COM JJDOG.COM	2,577.93	4	644.48
TAPCO	2,561.70	3	853.90
8X8 INC. 888-898-8733	2,559.90	9	284.43
SQ OXD CUSTOM WORKS	2,555.00	1	2,555.00
WATCHGUARD VIDEO	2,540.00	3	846.67
MCALISTER'S 1283 MM	2,532.26	2	1,266.13
EVANS EQUIPMENT & ENVIRON	2,515.83	4	628.96
CDW GOVT #1900-5686/40	2,500.18	2	1,250.09
FSI DIRECT ENERGY	2,494.91	22	113.40
TEXAS DIESEL SPECIALIST	2,479.75	4	619.94
AMZN MKTP US UB4Q24P03	2,477.98	1	2,477.98
RAM PRODUCTS LTD.	2,449.73	13	188.44

**Nueces County
Transaction Totals by Vendor YTD
For the 10 months ending 07/28/2020**

Merchant	Amount	Transaction Count	Average Transaction
AMAZON.COM KC8NO1O33 AMZN	2,441.74	1	2,441.74
WILBUR ELLIS TAFT	2,425.00	5	485.00
SUPERIOR TRAILER SALES	2,411.12	12	200.93
AMMOMAN COM 856-767-3877	2,409.50	1	2,409.50
HELENA 25041	2,405.05	5	481.01
KIMBALL MIDWEST PAYEEZY	2,394.26	10	239.43
COASTAL DIESEL INJECTION	2,387.10	27	88.41
BIRDS RUBBER STAMPS	2,382.27	22	108.28
GOVERNMENT FINANCE OFFIC	2,365.00	16	147.81
IN KLOBASH REMODELING	2,365.00	2	1,182.50
ROBLES TIRE RECYCLING	2,358.17	9	262.02
STEWART DEAN BEARING COMP	2,347.23	13	180.56
OMNI AUSTIN SOUTHPARK	2,340.00	4	585.00
AMZN MKTP US MJ9HR8LG2	2,327.56	1	2,327.56
AIRGAS USA LLC	2,326.40	13	178.95
FLEETPRIDE155	2,311.75	11	210.16
S. TEXAS ALL BATTERY	2,288.90	9	254.32
NNA SERVICES LLC	2,288.32	14	163.45
RUSH TRK CTR CORPUS CHRI	2,278.48	7	325.50
EMBCC	2,263.52	5	452.70
JASONS DELI #616	2,235.08	3	745.03
WAL-MART #0464	2,229.15	21	106.15
SUMMIT ELECTRIC SUPPLY	2,206.92	14	157.64
SQ BVH PROPERTIES LLC	2,200.00	1	2,200.00
IN LIGHTNING X PRODUCTS	2,199.90	1	2,199.90
NUECES CO TX-TAC-MOTOR	2,195.00	34	64.56
VIP CAR WASH & SUPER	2,194.50	10	219.45
VIP CAR WASH AND LUBE NW	2,190.50	31	70.66
AMMUNITION DEPOT	2,190.10	1	2,190.10
GENERAL CRANE SERVICE CO	2,153.30	5	430.66
IN PRECISION ENGINEERED	2,150.04	2	1,075.02
WORTH HYDROCHEM OF CORPUS	2,150.00	2	1,075.00
EXXONMOBIL 45362076	2,145.33	5	429.07
A & R SEPTIC SERVICES L.L	2,142.50	4	535.62
SQ SHORELINE SANDWICH CO	2,111.49	6	351.92
HORSESHOE BAY FRONT DESK	2,107.28	5	421.46
SQ TEXAS SIGN EXPR	2,100.00	6	350.00
CDW GOVT #VJL8170	2,094.50	1	2,094.50
CDW GOVT #WBP1511	2,094.50	1	2,094.50
BOB'S CITY GARAGE	2,092.36	6	348.73
A WAVELL FLAGPOLE	2,088.50	12	174.04
ARC CORPUS CHRISTI 15	2,085.76	13	160.44

Nueces County
Transaction Totals by Vendor YTD
For the 10 months ending 07/28/2020

Merchant	Amount	Transaction Count	Average Transaction
SHORELINE PLUMBING	2,081.30	2	1,040.65
EVEREST WATER COFFEE	2,080.14	28	74.29
THERANEST ANNUAL SUB	2,080.00	1	2,080.00
CORPUS AUTO SERVICE	2,072.65	2	1,036.32
HILTON GARDEN INN	2,068.58	9	229.84
AIR SPECIALTY & EQUIPMENT	2,066.90	2	1,033.45
USPS PO 4820200410	2,064.65	68	30.36
ADVANCE AUTO PARTS #3344	2,046.41	57	35.90
VALUE SAFES	2,044.00	1	2,044.00
AMAZON.COM MY9TN53Z1	2,035.94	1	2,035.94
WAL-MART #0470	2,031.60	36	56.43
COASTAL BEND COMM FDN	2,000.00	1	2,000.00
COMPREHEND	2,000.00	1	2,000.00
EDDIES GULF RADIATOR	2,000.00	3	666.67
LAMAR MEDIA CORP	2,000.00	1	2,000.00
ISC2	1,995.00	1	1,995.00
GT DISTRIBUTORS RETAIL	1,992.00	1	1,992.00
WPY GRACIE UNIVERSITY	1,990.00	1	1,990.00
REPUBLIC SERVICES TRASH	1,960.18	4	490.04
CDW GOVT #XZF4963	1,958.67	1	1,958.67
USPS PO 4820230409	1,931.95	3	643.98
THERANEST WILEY M	1,931.76	11	175.61
TEXAS LUBE & OIL SERVICE	1,930.76	1	1,930.76
PRAXAIR DIST INC OAM	1,912.03	11	173.82
3G GRAPHICS	1,900.76	5	380.15
JALISCO PAPER INC.	1,900.00	2	950.00
SQ CUDD INC	1,885.02	2	942.51
LOWES #00907	1,877.06	1	1,877.06
SCHINDLER ELEVATOR CORP	1,872.15	2	936.08
HOMEDPOT.COM	1,866.95	3	622.32
BECK MASTEN COASTAL BEND	1,849.61	10	184.96
LIGHT HOUSE GRAPHICS	1,849.00	4	462.25
SANTA FE ANIMAL HOSPITAL	1,848.73	11	168.07
AMAZON.COM MJ2082W20 AMZN	1,846.00	1	1,846.00
C AND A SERVICE AND TIRES	1,844.04	9	204.89
CDW GOVT #XRZ5836	1,835.82	1	1,835.82
DEMCO INC	1,822.05	3	607.35
COURTYARD BY MARRIOTT	1,821.60	3	607.20
SQ X RAY ON WHEELS	1,816.94	3	605.65
IN ICONIC SIGN GROUP LL	1,807.65	1	1,807.65
JOHNSTONE SUPPLY- CORPUS	1,807.11	2	903.56
ZARSKY LUMBER-PORT ARANS	1,804.31	26	69.40

Nueces County
Transaction Totals by Vendor YTD
For the 10 months ending 07/28/2020

Merchant	Amount	Transaction Count	Average Transaction
NATIONALPUMPSUPPLY	1,800.99	1	1,800.99
SHSU WEB PAY	1,800.00	7	257.14
DISCOUNT AUTO 2	1,794.53	12	149.54
EL CENTRO LANDFILL	1,791.60	24	74.65
POSITIVE PROMOTIONS	1,790.43	2	895.22
LONE STAR TRENCHER PARTS	1,784.15	3	594.72
HILTON HOTELS	1,767.09	2	883.54
SQ CHEF TONY'S CUSTOM CU	1,761.75	1	1,761.75
SQ AUTO WORKS UNLIMITED	1,721.94	4	430.48
WM SUPERCENTER #470	1,714.53	31	55.31
TLO TRANSUNION	1,695.20	11	154.11
INNOVATIVE SIGN LLC	1,690.74	3	563.58
ALSCO INC.	1,690.04	3	563.35
STANLEY STEEMERCORCHR	1,682.97	4	420.74
CARROT TOP INDUSTRIES	1,682.04	10	168.20
STREAM ENERGY/EZ-PAY	1,670.12	10	167.01
LOGMEIN PRO2	1,659.99	2	830.00
AMZN MKTP US F07LS2YC3	1,652.36	1	1,652.36
TTI REGISTRATIONS	1,650.00	8	206.25
THE PRIVATE CLIENT LAW	1,647.00	3	549.00
COMLINK WIRELESS	1,626.00	3	542.00
ABSOLUTE WASTE SERVICES	1,621.49	3	540.50
AXON	1,612.00	3	537.33
GT DISTRIBUTORS INC	1,604.21	3	534.74
CDW GOVT #VZC6179	1,593.72	1	1,593.72
SQ MEHRDAD SALAMAT MDPA	1,581.00	1	1,581.00
AMZN MKTP US MS5TO5WA2	1,569.90	1	1,569.90
GULF BUSINESS FORMS	1,560.45	1	1,560.45
TCEQ EPAYMENT	1,550.00	5	310.00
SQ FAR BEYOND TINT	1,540.50	5	308.10
BUTLER SIGNATURE EVENTS	1,532.00	2	766.00
CDW GOVT #ZFM1705	1,529.85	1	1,529.85
PROMOTIONS NOW	1,524.88	3	508.29
CDW GOVT #ZDH5971	1,521.50	1	1,521.50
AMZN MKTP US MV5EO9TO1	1,520.44	1	1,520.44
FIRESTONE678791	1,518.37	11	138.03
PLANT INTERSCAPES	1,516.94	4	379.24
CARISMA WASH LUBE AND DE	1,506.65	26	57.95
FASTSERV SUPPLY CORPUS	1,496.09	21	71.24
PCI PATTERSON VETERINA	1,471.00	2	735.50
USR-ELECTRIC BILL	1,468.87	11	133.53
EAGLE LOCK AND KEY	1,455.50	5	291.10

**Nueces County
Transaction Totals by Vendor YTD
For the 10 months ending 07/28/2020**

Merchant	Amount	Transaction Count	Average Transaction
JACK & JILL OF MANY TRADE	1,450.00	1	1,450.00
GIH GLOBALINDUSTRIALEQ	1,437.67	5	287.53
II IDENTIFIX INC.	1,428.00	1	1,428.00
BIG JOES TIRE & AUTO	1,427.34	6	237.89
STATE BAR TX-CLE WEB	1,422.50	8	177.81
HILTON GALVESTON HOTEL	1,421.40	4	355.35
OIL PATCH PETROLEUM INC	1,418.43	16	88.65
XTREME SAFETY INDUSTRIAL	1,413.29	6	235.55
AMAZON.COM MV7ND5NG1 AMZN	1,404.00	1	1,404.00
EPIC PEDIATRIC THERAPY CE	1,400.00	1	1,400.00
NETWORKTIGERS INC	1,387.64	1	1,387.64
RED CROSS TRNG & PROD	1,380.00	9	153.33
WALMART.COM 8009666546	1,357.71	5	271.54
AMZN MKTP US M79O838D2	1,354.91	1	1,354.91
LAWSON PRODUCTS	1,353.71	3	451.24
RUBEN'S FLEET SERVICE	1,349.15	11	122.65
CDW GOVT #ZGB1836	1,347.57	1	1,347.57
CDW GOVT #ZHH1986	1,347.57	1	1,347.57
CDW GOVT #WBR1292	1,342.36	1	1,342.36
H-E-B #210	1,339.26	11	121.75
USPS PO 4808000343	1,339.00	6	223.17
CREAGER BATTERY AND TI	1,326.60	60	22.11
SHAFFER'S MUFFLER & AUTO	1,322.78	10	132.28
SQ CHEF TONY'S CUS	1,321.60	1	1,321.60
TOXICOLOGY & CLIN CHEM LA	1,300.00	1	1,300.00
BROOKS TIRE INC	1,291.25	16	80.70
T C AUTO SERVICE	1,290.86	3	430.29
COASTAL DIESEL	1,284.43	8	160.55
HYDRAULICS OF TEXAS	1,278.00	1	1,278.00
ED BURK S AUTO SERVICE	1,269.81	5	253.96
CDW GOVT #VQR1493	1,268.01	1	1,268.01
SMARTSIGN	1,254.01	2	627.00
WAL-MART #1494	1,250.63	5	250.13
SQ EAGLE GLASS SER	1,250.00	1	1,250.00
FLASHER EQUIPMENT COMPAN	1,240.00	1	1,240.00
NETWORK INNOVATIONS	1,230.58	1	1,230.58
AMERICAN DETAIL SUPPLY	1,229.80	5	245.96
OSS ACADEMY	1,227.00	23	53.35
BELLA BISTRO'S	1,225.00	1	1,225.00
CHICK-FIL-A #00957	1,220.05	2	610.02
SQ TIGER HEATING & AIR	1,207.00	2	603.50
CONFERENCEC	1,200.00	1	1,200.00

Nueces County
Transaction Totals by Vendor YTD
For the 10 months ending 07/28/2020

Merchant	Amount	Transaction Count	Average Transaction
CRT FLOORING- CORPUS CHRI	1,200.00	2	600.00
IN CORPUS CHRISTI BAR AS	1,200.00	4	300.00
PHAMATECH	1,196.00	2	598.00
IN JT LUCAS ENTERPRISES	1,195.21	1	1,195.21
HOLIDAY INN EXPRESS & SU	1,193.94	5	238.79
HILTON HOTELS SALT LK	1,189.45	3	396.48
AMZN MKTP US GV2UK6HK3	1,188.00	1	1,188.00
FIRST BOOK	1,175.73	3	391.91
HARBOR FREIGHT TOOLS 71	1,171.04	16	73.19
GENTRY COMPANY	1,168.85	1	1,168.85
SOUTHWES 5262127285362	1,165.36	1	1,165.36
SOUTHWES 5262127285363	1,165.36	1	1,165.36
AMZN MKTP US MJ0TW3802	1,163.50	1	1,163.50
AMZN MKTP US MJ4636KJ0	1,163.50	1	1,163.50
NATIONAL SAFETY COUNCIL	1,155.29	2	577.64
ZARSKY LUMBER-PORT A	1,150.58	12	95.88
ICS JAIL SUPPLIES INC.	1,141.00	2	570.50
UNITED 0162470320251	1,141.00	1	1,141.00
FACILITY SOLUTIONS GROUP	1,138.84	2	569.42
CTS FRONTIER ONLINEPAY	1,133.43	13	87.19
GRAYBAR ELECTRIC COMPANY	1,132.99	6	188.83
PRODUCTIVITY CENTER INC	1,130.00	4	282.50
GULF COAST PANAMA JACK	1,126.57	1	1,126.57
WAL-MART #5898	1,126.17	7	160.88
SAMES KINGSVILLE FORD	1,126.15	3	375.38
PAYPAL PACIFICCOAS	1,106.20	2	553.10
THERMO KING OF HOUSTON	1,099.63	1	1,099.63
GULF COAST LASER RENU	1,095.00	3	365.00
FSI FIRST CHOICE POWER	1,093.47	9	121.50
DIESEL ENGINE & INJECTIO	1,090.78	14	77.91
HAMPTON INN AND SUIT	1,084.80	2	542.40
AMZN MKTP US MJ4F927N1	1,080.34	1	1,080.34
LUBRICATION STATION	1,078.44	9	119.83
DIAMOND B TRACTORS AND EQ	1,077.13	4	269.28
GRANDE COMMUNICATIONS	1,067.31	11	97.03
PETTY S ELECTRONICS	1,060.00	3	353.33
FLEET MANAGEMENT SOLUTNS	1,056.00	8	132.00
UT CONT LEGAL EDUC	1,050.00	1	1,050.00
SQ CAMSEC+	1,043.55	4	260.89
CDW GOVT #WPF2335	1,043.31	1	1,043.31
IDU INSIGHT PUBLIC SEC	1,043.20	1	1,043.20
SOUTHWEST WHEEL CO COR	1,034.90	26	39.80

Nueces County
Transaction Totals by Vendor YTD
For the 10 months ending 07/28/2020

Merchant	Amount	Transaction Count	Average Transaction
WALMART.COM	1,029.89	14	73.56
ATLAS PHONES	1,029.35	2	514.68
AMAZON.COM CM8NW7JF3	1,026.82	1	1,026.82
SAFETY KLEEN SYSTEMS BRAN	1,019.14	2	509.57
HERITAGE POWER	1,017.57	7	145.37
AMZN MKTP US MV6AO4CD1	1,014.57	1	1,014.57
APOLLO TOWING EASY RIDER	1,011.89	10	101.19
DOUBLETREE HOTEL ELPASO	1,009.98	3	336.66
SP CROWD CONTROL WAR	1,003.46	3	334.49
SUPERION LLC	998.00	1	998.00
THE TRANE COMPANY	998.00	1	998.00
CDW GOVT #WHD4533	994.44	1	994.44
CDW GOVT #WRJ2821	989.16	1	989.16
BAY AREA LANDSCAPES &	988.55	1	988.55
ARMSTRONG LUMBER COMPANY	983.54	13	75.66
ACCO BRANDS DIRECT	980.55	1	980.55
GREYHOUND LINES 6855	978.15	18	54.34
BJ'S FAMOUS UNIFORMS	975.09	12	81.26
ACT TYLER TECHNOLOGIES	975.00	1	975.00
HOLIDAY INN SAN MARCOS	972.90	3	324.30
PAYPAL SAFETYSIGN	964.51	2	482.26
PETSMART # 0196	960.40	11	87.31
AMZN MKTP US 7I7HA1A53	959.96	1	959.96
AWL PEARSON EDUCATION	959.47	6	159.91
IN ENTERPRISE SYSTEMS CO	958.75	1	958.75
LA QUINTA INNS 0922	958.72	2	479.36
VALLEN-BELMONT	954.84	4	238.71
AMZN MKTP US PY8JY2IY3	952.08	1	952.08
USPS PO BOXES ONLINE	940.00	5	188.00
HAMPTON INNS	930.66	5	186.13
SAMSClub #8267	928.75	12	77.40
JACKS SMALL ENGINES & GEN	928.59	1	928.59
AMAZON.COM CH6406SM3	926.29	1	926.29
SAMES FORD SUPERCENTER	919.43	2	459.72
SKILLPATH / NATIONAL	918.95	5	183.79
SERVICE HYDRAULICS LLC	917.56	5	183.51
CHEWY.COM	916.37	15	61.09
GILL LANDSCAPE NURSERY	911.94	2	455.97
DANA SAFETY SUPPLY	911.85	1	911.85
STEVE OLMEDA EXXON	911.35	6	151.89
PAYPAL SMARTSIGN	910.80	3	303.60
USPS PO 4820210418	909.20	7	129.89

Nueces County
Transaction Totals by Vendor YTD
For the 10 months ending 07/28/2020

Merchant	Amount	Transaction Count	Average Transaction
AMZN MKTP US MO8M39KA0	906.52	1	906.52
FAIRMONT AUSTIN	904.73	4	226.18
WAL-MART #0490	904.44	16	56.53
IN ACADEMIC CHURCH & CHO	902.00	3	300.67
GENERAL ASSEMBLY	900.00	3	300.00
JAGER PRO	900.00	1	900.00
PDQCOM	900.00	1	900.00
AMZN MKTP US K01401X03	899.95	1	899.95
TEXAS LIBRARY ASSN	895.80	5	179.16
TC AUTO SERVICE	895.11	3	298.37
SQ NASA SEARCHLIGHTS	894.34	1	894.34
CDW GOVT #WKW5603	894.11	1	894.11
AMZN MKTP US 8N8T63LC3	893.99	1	893.99
KENNEDY WIRE ROPE AND	887.05	4	221.76
SQ SIGN SOLUTIONS	885.00	3	295.00
ZOOM.US	882.80	8	110.35
CDW GOVT #WWL4089	882.57	1	882.57
CDW GOVT #XGS2115	882.57	1	882.57
JOHN W HOCK CO	882.35	2	441.18
NOODLE SOUP	877.60	3	292.53
ENTERPRISE RENT-A-CAR	873.97	6	145.66
GRAND HYATT SAN ANTONIO	872.54	4	218.14
SQ SOUTH TX OVERHEAD CRA	869.40	1	869.40
8X8 INC 888-898-8733	867.58	3	289.19
ZAGG INC	864.87	1	864.87
ENTRUST ENERGY	863.26	7	123.32
NPC NEW PIG CORP	863.06	1	863.06
TX DEPT AGRICULTURE	861.95	8	107.74
AMAZON.COM 8G0X91UM3	856.83	1	856.83
CDW GOVT #WPX8280	855.82	1	855.82
CDW GOVT #XDF3662	854.46	1	854.46
SQ SHORELINE AT THE COUR	854.02	8	106.75
AIRGAS CENTRAL	853.38	4	213.34
PAYPAL TXURBANCOS	850.00	2	425.00
AMZN MKTP US MJ9141RU2	849.83	1	849.83
AMZN MKTP US 7A9T837B3	849.09	1	849.09
AMERLIBASSOC ECOMMERCE	849.00	2	424.50
NBF NATL BIZ FURNITURE	847.00	1	847.00
LAWN AND GARDEN SHOPPE	846.61	2	423.30
EMBASSY SUITES SAN MR	831.45	4	207.86
AUTOZONE #1328	828.84	15	55.26
CDW GOVT #XMQ7060	828.83	1	828.83

Nueces County
Transaction Totals by Vendor YTD
For the 10 months ending 07/28/2020

Merchant	Amount	Transaction Count	Average Transaction
DELUXE AUTO PARTS	828.00	1	828.00
SMK SURVEYMONKEY.COM	818.68	2	409.34
TK OF HOUSTON - ONLINE	817.43	1	817.43
NCS GED EXAM	813.75	14	58.12
CDW GOVT #XMS4247	812.71	1	812.71
AMZN MKTP US MJ8J55QK1	809.55	1	809.55
SQ TEXAS SIGN EXPRESS	808.00	4	202.00
NUECES ELECTRIC COOP RET	802.12	5	160.42
PETCO 1425 63514251	801.83	7	114.55
JOHNSON CONTROLS FIRE	796.00	1	796.00
PP JOHNNY COOL REFIG	795.00	4	198.75
AMZN MKTP US L74C158K3 AM	793.10	1	793.10
THE HR SOUTHWEST CONFEREN	789.00	1	789.00
ZARSKY LUMBER-CORPUS	782.89	4	195.72
WYNDHAM GARDEN RIVER WAL	782.34	2	391.17
RUDY'S CORPUS #209	779.40	1	779.40
AMAZON.COM MS7YU9IS2	777.45	1	777.45
R&R AWARDS	776.33	3	258.78
JANET PENA OD	775.00	8	96.88
SQ 1ST CHOICE ELECTRIC	774.80	1	774.80
CDW GOVT #1200-5211	772.77	1	772.77
NEWEGG INC	770.01	1	770.01
BESTBUYCOM805643174817	769.98	2	384.99
UNITED 0167488833958	764.39	1	764.39
UNITED 0167488833959	764.39	1	764.39
CRAWFORD CORPUS CHRISTI	763.14	3	254.38
RIVERSIDE VETERINARY CLIN	763.00	3	254.33
AMZN MKTP US M79V47J72	759.70	1	759.70
AMAZON.COM MJ0LA72J1 AMZN	755.25	1	755.25
MEDEXSUPPLY.COM	754.40	1	754.40
STREAM ENERGY	753.64	6	125.61
HANSON PIPE #4140	752.00	1	752.00
ZAPBUG INC	749.97	2	374.98
AMZN MKTP US 0T6KC36Q3	747.28	1	747.28
CORSAIR MEMORY INC	746.85	1	746.85
CHAMPION CHEVY_CADILLA	741.37	5	148.27
SAFETY KLEEN CORP	740.25	2	370.12
CDW GOVT #XVW1464	739.69	1	739.69
DVAULT	738.99	1	738.99
ZIEBART TX-70	737.00	2	368.50
AMAZON.COM TS3E69KI3 AMZN	736.00	1	736.00
SQ BAY AREA TIME	728.50	7	104.07

**Nueces County
Transaction Totals by Vendor YTD
For the 10 months ending 07/28/2020**

Merchant	Amount	Transaction Count	Average Transaction
BRIGGS EQUIPMENT #21	723.75	1	723.75
UNITED 0162484780351	723.00	1	723.00
SOUTHWES 5262131542907	718.40	1	718.40
DOUBLETREE SUITES BY HILT	712.32	4	178.08
SOUTHSIDE ANIMAL HOSPITAL	711.00	5	142.20
SAN LUIS GALVESTON HOT	710.70	5	142.14
AMZN MKTP US MV3WP9QA1	709.95	1	709.95
WRIGHT MATERIALS INC ROBS	708.83	8	88.60
CORPUS CHRISTI LOCK DOC L	704.99	8	88.12
AMZN MKTP US 2H8PM89Y3	701.74	1	701.74
GULF COAST PAPER COM	700.35	2	350.18
IN EDMOND'S COASTAL PLUM	700.00	1	700.00
HUSKY TRAILER& PARTS CO	699.86	6	116.64
DELEGARD TOOL OF TEXAS	693.44	1	693.44
XOOM ENERGY	690.00	5	138.00
QDI QUEST DIAGNOSTICS	687.86	4	171.96
IDENTOGO - TX FINGERPRINT	686.47	60	11.44
ENGAGE MARKIDO INC	684.00	1	684.00
EXTENDEDSTAY #9714	678.56	1	678.56
CDW GOVT #1190-5686	675.48	1	675.48
AMZN MKTP US MS57Y1I42	674.55	1	674.55
CHAPARRAL PORTABLE & MODU	672.23	2	336.12
CONSERVICE	669.95	1	669.95
AMAZON.COM M711352K0	668.70	1	668.70
SMARTLINK	660.00	3	220.00
SR PARTS GLOBAL SOLUTION	656.54	4	164.14
EWING IRRIGATION PRD 146	655.05	1	655.05
TEXAS RECREATION & PARK S	655.00	1	655.00
SP ESAFETY SUPPLIES	653.25	1	653.25
HOLIDAY INN DALLAS MARKE	652.38	1	652.38
CEECO	650.70	2	325.35
APACHE INDUSTRIAL SERVI	650.00	1	650.00
VUE COMPTIA MRKETPLCE	649.00	1	649.00
ALPHA CARD SYSTEMS LLC	646.96	2	323.48
4IMPRINT	646.00	1	646.00
HIGHWAY BARRICADES AND SE	645.84	1	645.84
IN RICHLINE TECHNICAL SE	645.50	1	645.50
AOC AUTO PARTS	643.30	9	71.48
THEUVLIZER.COM	639.92	1	639.92
AMZN MKTP US MC3OQ7DM2	639.90	1	639.90
LAQUINTA COLLEGE STATION	637.35	8	79.67
CBT NUGGETS LLC	637.34	1	637.34

Nueces County
Transaction Totals by Vendor YTD
For the 10 months ending 07/28/2020

Merchant	Amount	Transaction Count	Average Transaction
WALMART.COM AW	636.38	1	636.38
BARANTEC INC.	635.00	1	635.00
NATIONAL PEN CO LLC	633.09	4	158.27
WIGHT'S COLLISION	631.44	2	315.72
HYATT PLACE WASH DC NM	629.93	1	629.93
HOLIDAY INN EXP & SUITES	629.10	6	104.85
HYATT REGENCY AUSTIN	628.12	1	628.12
SYN-TECH SYSTEMS	624.00	2	312.00
FLAGS IMPORTER CORP	620.49	1	620.49
ELSAG NORTH AMERICA	615.00	1	615.00
J-III CONCRETE	615.00	1	615.00
WM SUPERCENTER #490	613.19	11	55.74
PURVIS INDUSTRIES	610.26	2	305.13
AMZN MKTP US B56VP9JR3	607.84	1	607.84
CCI HOTEL RES	602.67	1	602.67
GULF COAST GRAPHICS	602.50	8	75.31
IWS GAS AND SUPPLY OF TX	602.06	3	200.69
SQ GULF COAST PSYC	600.00	2	300.00
AN FORD MAZDA CORPUS	599.66	4	149.92
HALFMOON EDUCATION	599.00	2	299.50
BEEVILLE PUBLISHING CO IN	598.00	2	299.00
PAYPAL MELBROWNASS	598.00	2	299.00
AMZN MKTP US UE6T82AD3	596.89	1	596.89
AMAZON.COM QR0AJ2KM3 AMZN	594.27	1	594.27
CDW GOVT #XLZ0655	593.40	1	593.40
AMERICAN RED CROSS	593.00	6	98.83
KYOCERA DOCUMENT SOLUTION	591.54	6	98.59
AMAZON.COM SI4496DE3	589.97	1	589.97
AMZN MKTP US MO0FT0KC0	588.12	1	588.12
MRS WOODYS INC	586.28	1	586.28
A1 ELECTRIC AUTO SERVICE	582.01	2	291.00
AMAZON.COM OG1KX89A3 AMZN	579.67	1	579.67
AMERICAN AIR0012384889055	576.59	1	576.59
BLOSSOM SHOP FLORIST	575.90	4	143.98
ON SITE DECALS	574.00	1	574.00
ED HICKS IMPORTS MERCEDES	571.24	1	571.24
AMERICAN AIR0017488833956	570.79	1	570.79
AMIGO ENERGY	568.35	4	142.09
MCCOYS #17	565.74	24	23.57
SOUTHWES 5262143450704	563.96	1	563.96
ASTROMATIC CAR WASH ROBST	560.00	4	140.00
HC WAREHOUSE/BUCKSTAFF	559.80	3	186.60

**Nueces County
Transaction Totals by Vendor YTD
For the 10 months ending 07/28/2020**

Merchant	Amount	Transaction Count	Average Transaction
DOUBLETREE SUITES ASTN	557.37	1	557.37
4TE GEXA ENERGY	556.63	4	139.16
PRAXAIR DIST INC 70245	553.51	3	184.50
AMAZON.COM MS3371NO0	553.20	1	553.20
TEXPO DBA YEP & SWPL	553.09	8	69.14
DIAMOND MOWERS INC	552.27	3	184.09
O'REILLY AUTO PARTS 1687	551.65	21	26.27
SQ GALVAN TOWING	550.00	2	275.00
TEXAS EXCELLENCE DETAIL	549.00	27	20.33
CHARLES HOTEL	547.06	1	547.06
AMERICAN PAYROLL ASSOC	547.00	2	273.50
CC DISPOSAL SERVICE	546.00	7	78.00
HYATT HOUSE AUSTIN/DOW	544.74	1	544.74
PETROLEUM SOLUTIONS INC	542.68	2	271.34
HILTON DALLAS ROCKWALL	542.40	1	542.40
SAMSCLUB.COM	540.17	1	540.17
AMAZON.COM ZN8NI06D3	539.98	1	539.98
EVIDENT INC	538.73	5	107.75
6750 DOMINOS PIZZA	535.56	8	66.94
MARCO & CO. CATERING	535.12	4	133.78
AB&R	534.47	2	267.24
HOLIDAY INN PLAZA	533.60	2	266.80
STAINLESS STEEL PRODUCTS	532.00	2	266.00
HERSHEY LODGE CON C	524.47	1	524.47
HYATT HILL COUNTRY RESOR	523.84	1	523.84
H-E-B #413	523.31	2	261.66
DOLLAR TREE	523.20	15	34.88
CRAFCO INC	523.12	3	174.37
AMZN MKTP US FG4F46SC3 AM	517.90	1	517.90
MARKER 37 LLC	517.44	4	129.36
SHERATON GUNTER SAN ANTN	515.28	1	515.28
DNH GODADDY.COM	514.89	3	171.63
ZAM AUTOMOTIVE	513.72	2	256.86
THE EMBLEM AUTHORITY	513.00	1	513.00
ONLINE RIVER LLC	510.79	2	255.40
AMERICAN FLOOR MATS	509.94	1	509.94
TOTALLY PROMOTIONAL	509.12	1	509.12
ESCUE & ASSOCIATES	508.98	1	508.98
U.S. PLASTIC CORPORATION	508.70	1	508.70
CECILIA MAURICIO	508.50	4	127.12
SABAL DENTAL ALAMEDA - VT	507.00	3	169.00
NICHOLS GUNS	506.04	5	101.21

**Nueces County
Transaction Totals by Vendor YTD
For the 10 months ending 07/28/2020**

Merchant	Amount	Transaction Count	Average Transaction
ADVANCED GEODETIC SURVEYS	500.00	1	500.00
ALAMO CONCRETE PRODUCT	500.00	1	500.00
ECHELON HTS INC	500.00	2	250.00
SQ TAQUITOS MI TIE	500.00	1	500.00
TAMUC ACADEMICS	500.00	3	166.67
TLC COMPLETE CARE	500.00	1	500.00
TODAY'S CLASSROOM	499.70	2	249.85
YOURMEMBER-CAREERS	499.00	1	499.00
PSI	495.74	3	165.25
DOL VETS	495.00	1	495.00
UNITED 0162489230877	494.40	1	494.40
KIMBALL MIDWEST	492.62	2	246.31
SUN DATA SUPPLY. INC	491.85	2	245.92
SHERWIN WILLIAMS 707000	490.76	2	245.38
AMAZON.COM MV36F5L81 AMZN	488.57	1	488.57
ZARSKY LUMBER-CORPUS CHR	484.90	4	121.22
TASER SELF-DEFENSE	479.94	2	239.97
SAFELITE ONLINE PAYMENTS	477.98	1	477.98
MARKER 37 MARINA	476.08	6	79.35
AMZN MKTP US MV0705QF2	475.06	1	475.06
SQ ROADRUNNER GLAS	475.00	1	475.00
CDW GOVT #WBZ7008	466.89	1	466.89
CDW GOVT #XDF3116	466.89	1	466.89
BESTBUYCOM805651819026	465.46	1	465.46
GULF COAST NUT & BOLT SUP	465.36	24	19.39
AMZN MKTP US VR1P91X43	463.42	1	463.42
CITY OF BISHOP UTILITIES	463.32	5	92.66
CRAFCO SAN ANTONIO TX	462.65	3	154.22
BETA TECHNOLOGY INC	462.00	1	462.00
GPOWER	461.96	4	115.49
KEGCO INC	461.44	5	92.29
SCHLOTZSKY'S OLO #1120	460.05	3	153.35
SQ GWS BUSINESS	460.00	2	230.00
AMAZON.COM MJ58R62N0 AMZN	458.35	1	458.35
INSTITUTE OF TRANSPORTATI	458.00	2	229.00
XOOM ENERGY TEXAS	457.45	4	114.36
4TE ABSOLUTE WASTE SERVIC	457.40	1	457.40
BUILDING SPECIALTIES 411	455.53	1	455.53
CUMMINS INC - DB	455.18	1	455.18
MY BINDING COM	449.68	6	74.95
BIOQUIP PRODUCTS INC	448.60	1	448.60
QUARTERMASTER	444.83	1	444.83

Nueces County
Transaction Totals by Vendor YTD
For the 10 months ending 07/28/2020

Merchant	Amount	Transaction Count	Average Transaction
DOUBLETREE HOTELS	444.60	2	222.30
ELITE K9 INC 2	444.14	1	444.14
IXL LEARNING	439.75	2	219.88
BELL FENCE OF CORPUS CHR	438.50	2	219.25
AMZN MKTP US XS66H78I3	437.80	1	437.80
AMZN MKTP US AP24G57H3	437.60	1	437.60
AFTER HOURS AUTO GLASS	435.00	3	145.00
LUBY'S FUDDRUCKERS	432.96	4	108.24
O'REILLY AUTO PARTS 1441	431.66	9	47.96
FOUNDATION BLDG 260	430.54	3	143.51
SIG SAUER INC	430.00	1	430.00
VORTECH PHARMACEUTICALS	429.35	1	429.35
CDW GOVT #XSP7965	427.91	1	427.91
IN SALINAS IRRIGATION IN	427.88	1	427.88
DOOR CONTROL SERVICES	427.86	1	427.86
AMAZON.COM MY3EC1MA1 AMZN	425.70	1	425.70
WM SUPERCENTER #464	424.25	12	35.35
INT'L CODE COUNCIL INC	420.00	1	420.00
BUSTERS BUTANE	416.34	7	59.48
SQ C2 MOBILE LUBE EXPRES	416.08	5	83.22
PAYPAL AUSTINREPTI	415.00	1	415.00
AMZN MKTP US HM7NG5DN3	412.55	1	412.55
SOUTHWES 5262166818486	411.96	1	411.96
COLLABORATIVE SUMMER LIBR	410.75	1	410.75
ARC HOUSTON 09	409.78	1	409.78
SOCIETYFORHUMANRESOURCE	408.00	2	204.00
JAM PAPER & ENVELOPE	404.94	1	404.94
PBP COMPLIANCE	403.34	1	403.34
YO RANCH RESORT	402.28	2	201.14
DOOR SERVICES CORPORATION	402.00	2	201.00
4CHANGE ENERGY CHANGE	401.93	3	133.98
KELTONS TRUCK PARTS INC	401.45	3	133.82
ESC REG 2	400.00	2	200.00
NORTHERN TOOL + EQUIP	399.42	9	44.38
AMAZON.COM HB9WO41Z3 AMZN	399.40	1	399.40
BIG O TIRES 43117	395.92	4	98.98
NICHOLS SOUTHSIDE PHAR	395.61	2	197.80
CKE ROD N ROLL S T 324	394.95	3	131.65
UNITED 0162315052168	393.20	1	393.20
BLUE360 MEDIA LLC	393.10	3	131.03
HOBBY-LOBBY #0116	392.35	5	78.47
DEL-AIR CO INC	392.10	1	392.10

Nueces County
Transaction Totals by Vendor YTD
For the 10 months ending 07/28/2020

Merchant	Amount	Transaction Count	Average Transaction
BESTBUYCOM806053210584	390.96	3	130.32
AMZN MKTP US MY0CE8CV1 AM	389.67	1	389.67
BESTBUYCOM805690025142	389.67	4	97.42
BESTBUYCOM805714511528	388.44	2	194.22
UNITED 0167429618047	386.00	1	386.00
VOLVO TRUCKS OF TEXAS	384.38	3	128.13
ZOOM.US 888-799-9666	383.60	4	95.90
AMER ASSOC NOTARIES	382.79	7	54.68
AMZN MKTP US C256C3AN3	380.95	1	380.95
INF CITY DIRECTORIES	380.00	3	126.67
TEXAS CHAPTER PRIMA PUBLI	380.00	3	126.67
AMZN MKTP US YD8585H63 AM	379.99	1	379.99
AMAZON.COM MY9471CC0	379.95	1	379.95
AMZN MKTP US C19117E53	375.18	1	375.18
SP OUTDOORSOLARSTORE	375.00	1	375.00
BLOCK AND COMPANY	374.95	1	374.95
RESERVATIONS HILTON GA	372.69	1	372.69
CLARKE MOSQUITO CONTRO	371.30	1	371.30
SERVPRO OF CORPUS CHRISTI	369.90	2	184.95
AMZN MKTP US HF1GK6313	369.00	1	369.00
AMAZON.COM MY1P52VM1 AMZN	366.00	1	366.00
AMZN MKTP US IQ50A3KG3 AM	365.60	1	365.60
AMER LIB ASSOC-CAREER	365.00	1	365.00
SEYMOUR DOORS	365.00	1	365.00
MOODY GARDENS HOTEL	363.70	1	363.70
CULLIGAN/ULTRAPURE WAT	363.15	10	36.32
TIFCO INDUSTRIES INC	361.40	2	180.70
MSFT E0800AU8CB	360.00	1	360.00
AMZN MKTP US MJ1DP0XW0	359.80	1	359.80
AIR AND FILTERS	359.12	3	119.71
AMZN MKTP US 5E1EC0PX3	357.73	1	357.73
CDW GOVT #ZMR6391	354.21	1	354.21
CDW GOVT #ZMH0149	353.43	1	353.43
NUECES POWER EQUIPMENT	353.43	4	88.36
ACTION TARGETS	352.50	1	352.50
HOTEL RESERVATIONS.COM	350.40	1	350.40
AUTO MECHANIC SERVICE PLU	350.00	1	350.00
SANDBAKERY	350.00	1	350.00
TEX DEPT LICEN N REG	350.00	2	175.00
AMAZON.COM MC44D8KM1 AMZN	349.05	1	349.05
FIRESTONE678775	346.29	2	173.14
INTERCONTINENTAL AUSTIN	345.48	1	345.48

Nueces County
Transaction Totals by Vendor YTD
For the 10 months ending 07/28/2020

Merchant	Amount	Transaction Count	Average Transaction
IN ARTISTIC BRONZE INC.	345.00	1	345.00
AIR SOLUTIONS AIR CONDITI	344.75	1	344.75
BURNER COMBUSTION SYSTEM	344.00	1	344.00
AMAZON.COM U06WN3KR3 AMZN	342.33	1	342.33
AMZN MKTP US Z19QI2AK3	341.59	1	341.59
IN LAMAR PLUMBING INC	340.67	1	340.67
INTERNATIONAL ELECTRONICS	339.95	12	28.33
HILTON GARDEN INN ARDMORE	339.59	1	339.59
TEXAS COMPUTER EDUCATION	339.00	1	339.00
HOLIDAY INN EXPRESS CLOV	338.16	2	169.08
BUILDASIGN.COM	336.17	1	336.17
MSFT E0800ANA42	336.00	1	336.00
BARNES&NOBLE.COM-BN	334.69	1	334.69
CDW GOVT #WBN0352	334.38	1	334.38
CDW GOVT #WDB6052	334.38	1	334.38
CDW GOVT #WDL0782	334.38	1	334.38
AMZN MKTP US 074J145L3	334.35	1	334.35
AMAZON.COM MY7DP8M40 AMZN	332.54	1	332.54
CDW GOVT #VRV2193	332.49	1	332.49
CDW GOVT #WWC5572	331.85	1	331.85
MEMORIAL PARK	330.00	1	330.00
SQ AUTO WORKS UNLI	330.00	3	110.00
AMAZON.COM EE86M7GS3 AMZN	329.99	1	329.99
AMZN MKTP US JZ4K66XS3	329.97	1	329.97
SAFELITE AUTOGLASS	327.97	1	327.97
AUSTIN EMBASSY SUITES	326.24	2	163.12
4ALLPROMOS	323.55	1	323.55
AMAZON.COM M78PY4PF1	322.42	1	322.42
O'REILLY AUTO PARTS 445	322.25	5	64.45
AMZN MKTP US WF33U11M3	321.99	1	321.99
AMAZON.COM MO8WG1241	321.86	1	321.86
LOWES #01763	320.68	2	160.34
SQ BURKHOLDER ELECTRIC	320.00	1	320.00
HOMEWOOD SUITES DC	319.56	1	319.56
H-E-B #022	317.97	5	63.59
SEASIDE MEMORIAL PARK	317.50	1	317.50
AMZN MKTP US 0J21F69U3	317.06	1	317.06
DOGGETT HM SERVICES	316.11	1	316.11
CDW GOVT #WTW3686	316.05	1	316.05
IN LER SERVICE AND SUPPL	315.30	1	315.30
LIND ELECTRONICS	314.08	3	104.69
TEXAS GUN SHOP INC	311.76	1	311.76

**Nueces County
Transaction Totals by Vendor YTD
For the 10 months ending 07/28/2020**

Merchant	Amount	Transaction Count	Average Transaction
THE SHARP SHOOTER	311.45	9	34.61
ASCE PURCHASING	311.00	1	311.00
AMERICAN AIR0017477974012	310.00	1	310.00
PAYPAL TWINS MEDIA	310.00	1	310.00
PINNACLE PROPANE #116	310.00	2	155.00
NEWEGG TEXAS	309.37	1	309.37
VETERAN ENERGY LLC	309.33	3	103.11
BTS SAFELITE	307.97	1	307.97
SHILO INN KILLEEN LLC	307.05	3	102.35
AMAZON.COM MY1A46EG0 AMZN	306.96	1	306.96
AMZN MKTP US MO6CN65T0	306.72	1	306.72
FASCLAMPITT CC	305.63	4	76.41
AMERICAN STEEL & SUPPLY	305.00	1	305.00
DEALERS ELECTRICAL #40	303.46	1	303.46
TOWNEPLACE SUITES BY M	302.06	2	151.03
HOLIDAY INN EXPRESS STON	301.93	2	150.96
PACKTRACK	300.00	3	100.00
PAYPAL GTAUTOMATIC	300.00	2	150.00
AMAZON.COM BF7MC5863	299.98	1	299.98
BATTERYDEALSUS	299.70	1	299.70
OFFICE DEPOT #1079	298.97	2	149.48
LA QUINTA INN & SUITES	297.13	2	148.56
WYNDHAM AUSTIN & WOODW	296.36	1	296.36
AMZN MKTP US 9A20C6XG3	296.24	1	296.24
TURNERS LANDSCAPE INC	295.79	2	147.90
PRINTING DYNAMICS	295.02	2	147.51
EVINS GLASS SERVICE	294.95	1	294.95
IN FINANCIAL CONTROL SYS	292.50	3	97.50
WOODS & POOLE ECONOMICS	292.50	1	292.50
ZACHRY PUBLICATIONS	292.50	4	73.12
HORIZON DIST - H263	291.98	2	145.99
AUTO EQUIPMENT SERVICE LL	291.11	1	291.11
LIBRARY SALES INC	288.29	1	288.29
MODERN PAWN JEWELRY	288.00	1	288.00
AMZN MKTP US YW7AS7AL3	287.97	1	287.97
CDW GOVT #XRP8125	284.05	1	284.05
BARNES & NOBLE #2818	281.90	4	70.48
IN COSTUME SPECIALISTS I	280.00	2	140.00
PAYPAL PETRO CLASS	280.00	2	140.00
AMZN MKTP US MC8MQ18V2	279.96	1	279.96
BESTBUYCOM806195158820	279.29	1	279.29
AMZN MKTP US 5D0X625R3	278.09	1	278.09

**Nueces County
Transaction Totals by Vendor YTD
For the 10 months ending 07/28/2020**

Merchant	Amount	Transaction Count	Average Transaction
HEBERT IRRIGATION	277.50	1	277.50
COASTAL BEND SOCIETY FOR	275.00	4	68.75
JUANS WRECKER AND TRUCK R	275.00	1	275.00
HOLIDAY INN EXPRESS HARL	274.26	1	274.26
MINIT MAN - 2	272.61	2	136.30
CHANGE COMPANIES THE	271.44	1	271.44
AMZN MKTP US CL5CV00K3	270.62	1	270.62
AMZN MKTP US MS2Y96K53	270.60	1	270.60
HILTON HOUSTON PLAZA	269.46	1	269.46
RR DONNELLEY	269.26	2	134.63
NIKOS STEAK HOUSE	269.22	2	134.61
SOUTHWES 5262170648692	268.48	1	268.48
UNITED 0167511614753	264.20	1	264.20
LEXITAS	264.00	1	264.00
NOTARY PUBLIC	264.00	2	132.00
LOVETT DENTAL #9	261.00	4	65.25
AMZN MKTP US G04AC2R63	260.91	1	260.91
NOTARYHNB-800.422.1555	260.90	2	130.45
AMZN MKTP US OF1PD3HN3	260.19	1	260.19
AMZN MKTP US NS1LB6CA3	260.00	1	260.00
SECURETECH	260.00	1	260.00
NORTH PADRE HARDWARE	257.95	7	36.85
HOLIDAY INN EXPRESS HOTE	257.64	2	128.82
DOLLARTREE	255.72	6	42.62
AED SUPERSTORE	255.00	1	255.00
SQ COASTAL BEND WO	255.00	2	127.50
AMZN MKTP US 6F6GE9JR3 AM	254.37	1	254.37
SOUTHWES 5262181409028	253.98	1	253.98
JEAN'S RESTAURANT SUPPLY	253.19	1	253.19
ENT ASSOC CORPUS CHRIST	252.50	1	252.50
AMZN MKTP US Q43NW3PB3	250.84	1	250.84
SCHOOLSIN	250.65	1	250.65
1000BULBS.COM	250.53	1	250.53
SIGN SOLUTIONS	250.00	1	250.00
DATAMARS	249.00	1	249.00
AMAZON.COM H43BP9RE3	248.98	1	248.98
AMZN MKTP US MV30H6FE2	247.93	1	247.93
BESTBUYCOM805685416599	245.96	2	122.98
WM SUPERCENTER #5898	245.72	2	122.86
AMZN MKTP US QU5E636V3	244.35	1	244.35
QUIK PRINT	243.00	2	121.50
AMZN MKTP US BH0EG3VQ3	242.26	1	242.26

Nueces County
Transaction Totals by Vendor YTD
For the 10 months ending 07/28/2020

Merchant	Amount	Transaction Count	Average Transaction
SABAL DENTAL WEBER - VT	241.00	1	241.00
AMAZON.COM YW72T4WH3	240.00	1	240.00
IN SUPERGLASS WINDSHIELD	240.00	8	30.00
KAHOOT! AS	240.00	1	240.00
STATE BAR TX - MCLE-W	239.32	2	119.66
SOUTHWES 5268785978090	238.98	1	238.98
MINIT MAN - 3	238.94	3	79.65
AMAZON.COM MM51B5YH3	238.87	1	238.87
MIRA'S SPORTS AND MORE	237.64	1	237.64
HOMES TO SUITES BY HILTON	236.90	2	118.45
AMAZON.COM MY91O3OR1	235.52	1	235.52
ID WHOLESALER	231.98	1	231.98
HARBOR FREIGHT TOOLS 680	231.95	5	46.39
PAYPAL JIMSPARTSPL	231.71	3	77.24
5TH CIRCUIT CT/APP PAYGOV	231.00	1	231.00
SOUTHWESTERN PETROLEUM CO	230.56	1	230.56
BLUE 360 MEDIA	230.01	1	230.01
STAMP CONNECTION	229.70	5	45.94
UNITED 0162499343389	229.20	1	229.20
GULF COAST MARINE INC.	228.89	1	228.89
SUTHERLANDS 3210	228.02	4	57.00
WINGSTOP 312	227.96	1	227.96
NORTHWEST TIRE & AUTO SER	226.28	2	113.14
BEST WESTERN	225.98	2	112.99
WWW.TXPPA.ORG	225.00	3	75.00
AMZN MKTP US VP2SO3C73	224.94	1	224.94
AMAZON.COM MS5JO9312 AMZN	224.90	1	224.90
BUSTERS PROPANE	224.39	6	37.40
AMAZON.COM MV9KI4W31 AMZN	224.17	1	224.17
NAYLOR'S FARM & RANCH SUP	222.75	2	111.38
AMZN MKTP US M72CR9TT0	222.43	1	222.43
RAPID AIR	220.00	1	220.00
AMZN MKTP US MC62Q57O1	219.95	1	219.95
AMZN MKTP US MS5AA5ST2 AM	219.22	1	219.22
SOUTHWES 5262170648642	217.98	1	217.98
PIZZA HUT #23651	217.00	1	217.00
COTTONWOOD SOFTWARE	215.00	3	71.67
PEAVEY CORP.	215.00	1	215.00
WM SUPERCENTER #546	213.83	1	213.83
INDEED	213.20	2	106.60
SQ ROYCE ROLLS RINGER CO	212.11	1	212.11
WAL-MART #5460	211.68	2	105.84

Nueces County
Transaction Totals by Vendor YTD
For the 10 months ending 07/28/2020

Merchant	Amount	Transaction Count	Average Transaction
BESTBUYCOM805703219749	211.06	3	70.35
AMERICAN FILTRATION	210.35	2	105.18
AGEX AGRILIFE LEARN	210.00	1	210.00
PREMIER CHEMICAL	210.00	1	210.00
EMERGENCY PET CLINIC CORP	209.33	1	209.33
MINIT MAN - 1	208.90	2	104.45
PRICELN WYNDHAM GARDEN	208.86	1	208.86
BRYAN FAIRFIELD INN	206.04	1	206.04
BESTBUYCOM805700945757	205.63	2	102.82
ACFE	205.00	1	205.00
ASFPM MADISON WI	205.00	1	205.00
PAYPAL AUSTINPETA	204.99	1	204.99
ROADSIDE INC	204.95	1	204.95
AMZN MKTP US M70FH1BC2	204.64	1	204.64
CONCENTRA	204.00	2	102.00
BEST WESTERN POST INN	201.12	2	100.56
SLEEP INN & SUITES WIL	201.00	2	100.50
HAMMONS EDUCATION LEADERS	200.00	1	200.00
LANMON AERIAL	200.00	1	200.00
BESTBUYCOM805705283030	199.96	1	199.96
AMZN MKTP US IY7HB2TI3	199.92	1	199.92
TITAN SUPPORT SYSTEMS I	199.80	1	199.80
AMZN MKTP US KO6GN1263	199.18	1	199.18
CPS HUMAN RESOURCE SERVIC	199.00	1	199.00
AMAZON.COM CL9ZP26Y3	195.70	1	195.70
AMZN MKTP US MC0M29600	195.00	1	195.00
ADOBE ACROPRO SUBS	194.72	1	194.72
AMZN MKTP US 788T12GV3 AM	194.67	1	194.67
A AND C FIRE EQUIPMENT CO	192.45	1	192.45
SOUTHWES 5262134320963	192.16	1	192.16
SOUTHWES 5262134320964	192.16	1	192.16
SOUTHWES 5262134320965	192.16	1	192.16
SOUTHWES 5262134320966	192.16	1	192.16
SOUTHWES 5268785978088	192.16	1	192.16
HOLIDAY INN EXPRESS PALE	192.10	2	96.05
AMZN MKTP US 505I24YS3	192.00	1	192.00
LABELS ETC INC	191.93	1	191.93
DOCUGRAPHIX PLUS	191.70	2	95.85
BEST WESTERN PLUS	190.90	2	95.45
STITCH IT CUSTOM EMBROIDE	190.00	1	190.00
SPOK INC	187.83	1	187.83
ECONOMICCLU	187.50	2	93.75

**Nueces County
Transaction Totals by Vendor YTD
For the 10 months ending 07/28/2020**

Merchant	Amount	Transaction Count	Average Transaction
AMZN MKTP US 3345H4QG3	187.05	1	187.05
AMERI-FLOORS	186.24	1	186.24
USPS PO 4876650380	185.30	9	20.59
DEL MAR COLLEGE CASHIERS	185.00	3	61.67
SALTWATER GRILL	185.00	1	185.00
BESTBUYCOM805694110270	182.99	1	182.99
PAYPAL OPENDOORLLC	182.95	1	182.95
AMAZON.COM TW3I35873	181.66	1	181.66
SILLWORKS LTD	180.90	1	180.90
AMZN MKTP US 8B3KM09C3	180.29	1	180.29
IN ALAMO VALLEY GEOSYSTE	180.00	1	180.00
INDUSTRIAL FABRICATORS OF	180.00	1	180.00
KINGSVILLE PUBLISHING CO	180.00	1	180.00
AMZN MKTP US ER4EW2I13	179.98	1	179.98
AMZN MKTP US MS2KR8NF0	179.94	1	179.94
MASTERWORD	179.10	2	89.55
H-E-B #069	178.34	4	44.58
LA QUINTA INN AND SUITE	178.00	13	13.69
ED HICKS IMPORTS LTD	177.98	1	177.98
G & L DETAIL CO.	175.00	1	175.00
SQ ROADRUNNER GLASS INC.	175.00	1	175.00
STREETCOP	175.00	1	175.00
TAGITM	175.00	3	58.33
TAMUCC CAREER SERVICES	175.00	1	175.00
AMZN MKTP US IE4DE49E3	172.89	1	172.89
AMZN MKTP US M76DT8WV1	172.78	1	172.78
SOUTHWES 5268785978086	172.28	1	172.28
SOUTHWES 5268785978087	172.28	1	172.28
CTS FRONTIER PHONE PAY	172.11	1	172.11
AMZN MKTP US K32GJ3F63	171.86	1	171.86
AMZN MKTP US M73HD02H0	171.31	1	171.31
AMZN MKTP US MC41K8S22	170.76	1	170.76
AMZN MKTP US MO8271340	170.11	1	170.11
AMZN MKTP US NF6YF4TO3	169.99	1	169.99
AMZN MKTP US MS9E95S10	169.98	1	169.98
SECURITYMETRICS INC.	169.98	1	169.98
CDW GOVT #WGQ3381	169.95	1	169.95
CITY OF AGUA DULCE	169.83	2	84.92
LONGHORN STEAK 0125454	167.01	1	167.01
TAMUCC NSCS MP	165.75	1	165.75
NXKEM USA LLC	165.49	1	165.49
PAYPAL WONDERIDEA	165.00	11	15.00

Nueces County
Transaction Totals by Vendor YTD
For the 10 months ending 07/28/2020

Merchant	Amount	Transaction Count	Average Transaction
ATLAS PHONES.COM	164.88	1	164.88
AMAZON.COM CX6423YK3	164.66	1	164.66
PAYPAL ACCESSPUBCO	163.85	1	163.85
FEDEX 779950017225	162.34	1	162.34
K & N COMPANY	162.15	1	162.15
H-E-B #139	161.47	2	80.74
WWW.SAFEWAYCLASSES.COM	159.98	2	79.99
BESTBUYCOM805716837720	159.96	1	159.96
AMZN MKTP US R16S36003	159.92	1	159.92
SOUTHWES 5262134320960	159.28	1	159.28
SOUTHWES 5262134320961	159.28	1	159.28
SOUTHWES 5262134320962	159.28	1	159.28
SOUTHWES 5268785978085	159.28	1	159.28
AMZN MKTP US WW49L4YT3 AM	159.00	1	159.00
O'REILLY AUTO PARTS 1907	158.86	1	158.86
NASW ONLINE	158.00	1	158.00
W WHITE AIR CONDITIONING	158.00	2	79.00
CHAPMANS GARAGE DOORS I	157.98	1	157.98
CDW GOVT #0170-5211	157.12	1	157.12
CDW GOVT #XDQ7992	157.12	1	157.12
POS SUPPLY SOLUTIONS	156.70	1	156.70
BLUE STREAK FABRICATION	156.00	1	156.00
AUTOZONE #4215	154.44	3	51.48
HOWARD S BAR B QUE	153.84	2	76.92
CDW GOVT #XPR0982	152.15	1	152.15
PUEBLO TIRES LTD KINGSVIL	152.01	1	152.01
AMZN MKTP US M73WC7KD2	151.52	1	151.52
AMZN MKTP US MY4HI60K0	151.50	1	151.50
LA QUINTA INNS 0907	150.93	1	150.93
ALICE ECHO NEWS JOURNAL	150.00	1	150.00
ENSYSTEX II	150.00	1	150.00
SQ ARTURO GARCIA B	150.00	1	150.00
V247 POWER CORPORATION	150.00	1	150.00
AMZN MKTP US ZU0MC3D63	149.26	1	149.26
TEXAS TYPE	149.00	1	149.00
AUTOZONE 4216	148.45	8	18.56
UNITEDSCOPE	147.28	2	73.64
AMZN MKTP US MJ7MK7402	147.18	1	147.18
AMZN MKTP US MJ7VX6P52	147.18	1	147.18
TXTAG 888 468 9824	145.93	7	20.85
AMZN MKTP US QP6185TO3	145.73	1	145.73
TAMPERPROOF SCREW CO.INC	145.66	1	145.66

Nueces County
Transaction Totals by Vendor YTD
For the 10 months ending 07/28/2020

Merchant	Amount	Transaction Count	Average Transaction
SQ AFTER HOURS AUTO GLAS	145.00	1	145.00
TDLR BOILER INVOICE	143.66	2	71.83
AMZN MKTP US SI20R6593	143.35	1	143.35
VALLEN DISTRIBUTION #QI	142.94	1	142.94
NENA	142.00	1	142.00
HOME2 SUITES	140.30	1	140.30
AMZN MKTP US MC0VQ8HL2	140.00	1	140.00
GRIMALDI'S PIZZA #03354	139.64	1	139.64
AMZN MKTP US 736KL9233	137.51	1	137.51
AMZN MKTP US U22OK8U23	136.25	1	136.25
SHINE ON CAR WASH	136.00	8	17.00
CDW GOVT #XXF7984	135.96	1	135.96
OSI CONSTRUCTIONGEAR	135.54	1	135.54
AMZN MKTP US UH4CQ1OZ3	135.17	1	135.17
TEXAS COUNCIL ON FAMILY V	135.00	2	67.50
TEXAS FLAME STEAKHOUSE-	135.00	1	135.00
AMZN MKTP US MS0DW5V40	134.91	1	134.91
AMAZON.COM Q271S5UD3 AMZN	133.86	1	133.86
PAYPAL FANZOFSPORT	133.07	2	66.54
AMZN MKTP US 7H5AA3TL3	133.00	1	133.00
AMZN MKTP US AD15S7EL3	133.00	1	133.00
AMZN MKTP US EI4D50BI3	133.00	1	133.00
AMAZON.COM 8B4VU3BB3	132.68	1	132.68
AMZN MKTP US O94R37TO3	132.00	1	132.00
SQ TORRES GARAGE	132.00	5	26.40
AMZN MKTP US MC4GG46R1	131.94	1	131.94
CVS/PHARMACY #02328	131.78	1	131.78
TAQUERIA JALISCO 18	131.42	1	131.42
VALLEY PUMPS INC.	130.31	1	130.31
AGEX PESTICIDE APP	130.00	1	130.00
SQ ABSOLUTE WRECKER & ST	130.00	2	65.00
AMZN MKTP US Z38KN9AZ3	129.96	1	129.96
H-E-B ONLINE	129.59	1	129.59
AMZN MKTP US PZ9L79M93 AM	129.00	1	129.00
BESTBUYCOM806257293761	128.97	1	128.97
SOUTH TEXAS STEEL SERVICE	128.51	2	64.26
EXPEDIA 7495507083268	127.68	1	127.68
HOMEWOOD SUITES AIRPORT	126.60	1	126.60
MICROTEL INN AND SUITES	125.94	1	125.94
AMZN MKTP US YP2R83TW3	125.55	1	125.55
AMAZON.COM MV9QG55W2 AMZN	125.23	1	125.23
IN VISCERAL ILLUMINATION	125.00	1	125.00

**Nueces County
Transaction Totals by Vendor YTD
For the 10 months ending 07/28/2020**

Merchant	Amount	Transaction Count	Average Transaction
AMAZON.COM AT4480RL3 AMZN	124.30	1	124.30
AMAZON.COM JG9XU2C33	123.69	1	123.69
AMZN MKTP US C14PW52Z3	122.97	1	122.97
AMAZON.COM 448BU8MQ3 AMZN	122.64	1	122.64
PREMIER SMILES IKENNA	122.00	1	122.00
SIRCHIE FINGER PRINT LABO	121.70	2	60.85
FEDEX 61691292	121.14	1	121.14
AMAZON.COM OJ69532N3	121.00	1	121.00
NET32 DISCOUNT DISPOS	120.01	1	120.01
AMERICAN SHORE & BEAC	120.00	1	120.00
BLACKIES WELDING WORKS IN	120.00	1	120.00
DATA SEARCH MEDICAL	120.00	1	120.00
IN EXPRESS TECH	120.00	1	120.00
AMZN MKTP US 2R9W36MU3 AM	119.99	1	119.99
AMZN MKTP US SL8YA3LK3	119.99	1	119.99
AMZN MKTP US MJ8472T51	119.96	1	119.96
JOHNSTONE SUPPLY OF C C	119.50	1	119.50
QUALITY INN	119.30	4	29.82
BED BATH & BEYOND #502	119.12	2	59.56
AMAZON PRIME MH5W63VZ3	119.00	1	119.00
EXPRESS ENERGY	118.87	1	118.87
FASTSIGNS	118.08	1	118.08
EXXONMOBIL 48099196	116.00	2	58.00
CCI HOTEL RESERVATION	115.83	1	115.83
REVERSAL-CCI HOTEL RESERV	115.83	1	115.83
POWER OF TEXAS	115.27	1	115.27
BESTBUYCOM805715859423	114.99	1	114.99
AMAZON.COM 213UL3SD3 AMZN	114.96	1	114.96
AMZN MKTP US EL0C827G3	114.95	1	114.95
EXPRESS CARE AUTO CENTER	114.90	1	114.90
CHAMPION ENERGY SERVICES	114.83	1	114.83
AMZN MKTP US JF0XD1O13	114.28	1	114.28
MARDEL #34	114.14	5	22.83
CVS/PHARMACY #06986	113.81	1	113.81
COLOR SOURCE	113.00	1	113.00
ZEP SALES AND SERVICE	112.99	1	112.99
TLF BLOSSOM SHOP FLORIST	112.95	1	112.95
SPRINGHILL SUITES	111.87	1	111.87
FAIRFIELD INN & SUITES	110.40	3	36.80
AMZN MKTP US A16Q57G83	110.37	1	110.37
INFUSE ENERGY LLC	110.34	1	110.34
GRAPPLERS- INC	110.02	1	110.02

**Nueces County
Transaction Totals by Vendor YTD
For the 10 months ending 07/28/2020**

Merchant	Amount	Transaction Count	Average Transaction
FAMILY COUNSELING SERVICE	110.00	1	110.00
SQ CORPUS CHRISTI	110.00	1	110.00
BESTBUYCOM805654797446	109.98	1	109.98
NUECES CO TX - GOV PAY FE	109.67	35	3.13
WM SUPERCENTER #442	109.00	1	109.00
HOLIDAY INN EXPRESS HUNT	108.98	1	108.98
STARTECHTEL.COM INC	108.95	1	108.95
ISLA GRAND BEACH RESORT	108.82	1	108.82
HOMEWOOD SUITES VICTORIA	108.48	1	108.48
ROBERT BROOKE & ASSOCIATE	108.33	2	54.16
WALGREENS #15931	108.23	1	108.23
AMAZON.COM MQ02Q2RH3 AMZN	107.88	1	107.88
RESIDENCE INN COLLEGE	107.56	1	107.56
RAMADA	106.22	3	35.41
LITTLE CAESARS 722	105.88	2	52.94
FEDEX 517931897	105.87	1	105.87
AMZN MKTP US ZH31Y3QC3	103.67	1	103.67
SQ D-9 ALPHA ZETA	102.80	1	102.80
HAMPTON INN BROWNWOOD	102.72	1	102.72
O'REILLY AUTO PARTS 712	102.54	2	51.27
AMZN MKTP US MJ8SZ25N2	102.53	1	102.53
AMZN MKTP US MV4N24DT1	102.27	1	102.27
NUECES WATER SUPPLY CORPO	101.91	2	50.96
CDW GOVT #XNK1839	101.86	1	101.86
AMAZON.COM MO2PS8BW1 AMZN	101.82	1	101.82
SHERWIN WILLIAMS 707406	101.69	2	50.84
IN CIRCLE T VETERINARY S	100.60	1	100.60
SQ STICKER STORE G	100.00	1	100.00
TEXAS FLOODPLAIN MANAGEME	100.00	1	100.00
TEXAS STATE DIRECTORY PRE	100.00	1	100.00
THC VIRTUAL AUSTIN	100.00	1	100.00
THE ROCKPORT PILOT	99.75	1	99.75
PENGAD INC	99.24	2	49.62
ACADEMY ONLINE COURSES	99.00	1	99.00
GREATLAND CORPORATION	99.00	2	49.50
DISNEYPLUS	98.42	7	14.06
AMZN MKTP US IF4DI7TI3	98.37	1	98.37
SUBWAY 00126961	97.99	1	97.99
IN ID CARD CONSULTANTS	97.95	1	97.95
AMZN MKTP US M73LJ1B72	97.65	1	97.65
MILLERS BAR B-Q WEBER	97.51	1	97.51
APPLE.COM/BILL	97.38	2	48.69

**Nueces County
Transaction Totals by Vendor YTD
For the 10 months ending 07/28/2020**

Merchant	Amount	Transaction Count	Average Transaction
AMZN MKTP US KV8F614H3	97.07	1	97.07
AMER ASSOC NOTARIESWE	96.90	1	96.90
AMZN MKTP US MY0B60KW0	96.31	1	96.31
VALLEY SOLVENTS & CHEMIC	96.00	1	96.00
AMZN MKTP US TS3HY4TC3	95.92	1	95.92
AT&T T41A 8153	94.18	1	94.18
HAMPTON INN VICTORIA	93.52	3	31.17
EIG WHOIS.COM	93.44	1	93.44
AMAZON.COM K436O3743 AMZN	92.78	1	92.78
AMZN MKTP US MR21F6GX3	91.98	1	91.98
THEPARKINGSPOT-238RC	91.79	1	91.79
AMZN MKTP US MS0RZ4N41	91.39	1	91.39
PAW TEXAS MOSQUITO CONTRO	90.00	3	30.00
AMZN MKTP US QC0VF2KY3	89.98	1	89.98
MINIT MAN - 5	89.96	4	22.49
ROCKPORT AUTO CLINIC	89.91	1	89.91
AMZN MKTP US B71EA79T3	89.63	1	89.63
AMAZON.COM IE22876L3 AMZN	89.24	1	89.24
JASONS DELI #617	89.01	1	89.01
CITY OF CC AIRPORT	89.00	6	14.83
SALLY BEAUTY #2066	88.97	5	17.79
AMZN MKTP US AY3Q94NS3	88.75	1	88.75
PAYPAL MIKE DAVIS	88.20	1	88.20
MOORE SUPPLY COMPANY	88.01	1	88.01
BEST WESTERN SWEETWATER	88.00	2	44.00
TROPHYLAND	87.20	1	87.20
WM SUPERCENTER #5460	87.00	1	87.00
TRIEAGLE ENERGY LP	86.92	1	86.92
AMZN MKTP US WF35B64W3	86.88	1	86.88
STAPLES TIRE & AUTOMOTIVE	86.70	2	43.35
BESTBUYCOM806098528169	86.59	1	86.59
AMAZON.COM NP3O10CR3	86.31	1	86.31
AMAZON.COM M06QP14X3	86.09	1	86.09
AMZN MKTP US XX1IB2EY3	85.96	1	85.96
AMZN MKTP US MJ8J17ZP0	85.86	1	85.86
FEDEX 92937573	85.62	1	85.62
FLANAGAN'S MUFFLER SHOP	85.00	1	85.00
AMZN MKTP US LD0E666S3	84.99	1	84.99
AMZN MKTP US NZ2766503	84.97	1	84.97
PARTY CITY 814	84.93	1	84.93
AP GAS & ELECTRIC TX	83.98	1	83.98
AMZN MKTP US F44CI6KM3	83.40	1	83.40

Nueces County
Transaction Totals by Vendor YTD
For the 10 months ending 07/28/2020

Merchant	Amount	Transaction Count	Average Transaction
H-E-B #270	82.74	2	41.37
AMZN MKTP US MJ57C1RJ0	82.45	1	82.45
MIDAS AUTO CENTER	82.24	2	41.12
AMZN MKTP US 8L61R9WO3	82.20	1	82.20
FEDEX 394668123432	82.13	1	82.13
AMZN MKTP US FP88Z3XO3	81.88	1	81.88
FEDEX 393919004883	81.53	1	81.53
FEDEX 395016940094	81.44	1	81.44
FEDEX 394823174834	81.25	1	81.25
KIKOS MEXICAN FOOD	81.17	1	81.17
AMAZON.COM OZ9L43F33 AMZN	81.05	1	81.05
FEDEX 393686597416	80.46	1	80.46
AGENT FEE 8900789366751	80.00	1	80.00
AGENT FEE 8900796035368	80.00	1	80.00
IDRIVE.COM	79.60	1	79.60
UBER TRIP	78.81	2	39.40
ARANSAS PASS PROGRESS & I	78.75	1	78.75
SHELL OIL 10003382008	77.62	2	38.81
AMZN MKTP US M776V1NA2	77.28	1	77.28
MICHAELS STORES 1681	76.94	3	25.65
GARDEN CORNER OF BLUNTZER	76.80	1	76.80
AMZN MKTP US MJ96O1202	75.72	1	75.72
IN CLEC DISTRIBUTION	75.31	1	75.31
COURTS/USDC-TX-PAY	75.00	3	25.00
TSBPA IND LIC RENEW	75.00	1	75.00
AMZN MKTP US GD2ZA2ET3 AM	74.92	1	74.92
AMAZON.COM M76TU3XU2	74.69	1	74.69
CDW GOVT #VVZ6774	74.08	1	74.08
DOMINO'S 6750	73.56	1	73.56
CC CALLER-TIMES	73.47	12	6.12
AMZN MKTP US MJ2JB9XM0	73.30	1	73.30
AMZN MKTP US NO1IP5793	73.14	1	73.14
AMAZON.COM 8V19M97B3 AMZN	72.73	1	72.73
AMAZON.COM 3B7GA87O3	72.65	1	72.65
COOPER EQUIPMENT COMPANY	72.19	1	72.19
AMZN MKTP US Y514D74J3	71.92	1	71.92
AMZN MKTP US 7W3418T33	71.64	1	71.64
DICK'SSPORTINGGOODS.COM	71.42	1	71.42
AMZN MKTP US QC97E76S3	71.40	1	71.40
MUELLER INC	70.80	1	70.80
BUC-EE'S #22	70.30	2	35.15
MODERN PHARMACY	70.12	1	70.12

Nueces County
Transaction Totals by Vendor YTD
For the 10 months ending 07/28/2020

Merchant	Amount	Transaction Count	Average Transaction
TCDLA	70.00	2	35.00
AMZN MKTP US MC8P079D0	69.99	1	69.99
AMZN MKTP US MG84V1EN1	69.99	1	69.99
TEJAS VETERINARY CLINIC	69.78	1	69.78
FEDEX 323072241	69.53	1	69.53
REVERSAL-FEDEX 323072241	69.53	1	69.53
FAR BEYOND TINT AND ALARM	69.00	1	69.00
AMZN MKTP US 3459L9MQ3	68.68	1	68.68
THE UPS STORE #6986	68.42	2	34.21
AMAZON.COM MR6UA9M63 AMZN	67.39	1	67.39
TPG CITYOFDRISCOLLUTILITI	66.76	1	66.76
AMAZON.COM MV3Z09T00	66.75	1	66.75
CORNER STORE 0432	66.66	3	22.22
FIRESTONE7919	66.50	1	66.50
OFFICE DEPOT #2582	65.97	1	65.97
AMZN MKTP US MQ88P1UQ0	65.85	1	65.85
CORPUS CHRISTI GASKET F	65.00	1	65.00
BESTBUYCOM805646069231	64.94	1	64.94
EXXONMOBIL 99020240	64.00	1	64.00
NETFLIX.COM	63.96	4	15.99
STUNTCAMS LLC	63.82	1	63.82
AMZN MKTP US MY18V4A80	63.49	1	63.49
SE40818	62.55	2	31.28
BATTERIES+BULBS #0461	62.01	2	31.00
FREEDOM AUTO SPA	62.00	2	31.00
SHELL OIL 57545310500	62.00	6	10.33
TEXAS STATE AQUARIUM	62.00	1	62.00
AMAZON.COM UQ2SN8QL3 AMZN	60.98	1	60.98
LA MICHOACANA BAKERY INC	60.80	2	30.40
STAGEDROPCOM	60.38	1	60.38
AMZN MKTP US A60AS75G3 AM	59.95	1	59.95
AMZN MKTP US VF6AJ4MG3	59.19	1	59.19
TEXACO 0373592	59.00	1	59.00
WEST MARINE #1308	58.96	2	29.48
AUTOZONE #1344	58.69	3	19.56
AMAZON.COM PV5U220Z3 AMZN	58.50	1	58.50
AMZN MKTP US 0H8J16J03	57.99	1	57.99
AMZN MKTP US MO3IE95K0	57.71	1	57.71
AMZN MKTP US TE2SK1HH3	57.58	1	57.58
AMAZON.COM MV4GO5VM0	57.53	1	57.53
FAMILY DOLLAR #5748	57.50	2	28.75
VISTAPR VISTAPRINT.COM	57.46	1	57.46

**Nueces County
Transaction Totals by Vendor YTD
For the 10 months ending 07/28/2020**

Merchant	Amount	Transaction Count	Average Transaction
DSHS REGULATORY PROG	57.00	1	57.00
SHI SMARTPRACT#1875365	57.00	1	57.00
PAYPAL STICKERTIGE	56.94	1	56.94
AT HOME STORE #88	56.24	1	56.24
EXXONMOBIL 48199830	56.00	1	56.00
PAUL YORK BODY SHOP LLC	56.00	1	56.00
STRIPES 0101508000	56.00	1	56.00
AMZN MKTP US CA1FZ3793	55.80	1	55.80
NEWARK US 00000075	55.19	1	55.19
SQ VIRGIL CONDE FARRIER	55.00	1	55.00
TARGET 00015420	55.00	1	55.00
AMZN MKTP US MV5H901D2	54.96	1	54.96
AMZN MKTP US MM02H5KV3	54.21	1	54.21
OMNI CORPUS CHRISTI	54.12	1	54.12
AMAZON.COM 1K7EF0A63 AMZN	54.00	1	54.00
AMAZON.COM 9Y84032S3	54.00	1	54.00
LUNARPAGES-HOSTPAPA IN	53.70	1	53.70
MCCOYS #109	53.69	1	53.69
T C AUTO SERVICE PETRO	53.53	1	53.53
AMZN MKTP US JJ3AF2S73	53.22	1	53.22
NUECES CO TX-TAC-ROBSTOWN	52.50	1	52.50
LOVE S TRAVEL 00006726	52.01	1	52.01
BOOTS N BRITCHES	51.95	1	51.95
AMZN MKTP US MJ3GS9H10 AM	51.93	1	51.93
AMZN MKTP US UE8423PC3	51.69	1	51.69
AMAZON.COM MY0QX6UB0 AMZN	51.57	1	51.57
TMOBILE LAW RELATION	51.00	1	51.00
B AND JS PIZZA STAPLES	50.52	1	50.52
AMAZON.COM 8A6YZ1O33	50.36	1	50.36
AMZN MKTP US OM0M125G3	50.25	1	50.25
FEDERAL IRON AND METAL IN	50.16	2	25.08
CEFCO 55	50.01	1	50.01
AGRS AGRILIFE RES-MKT	50.00	1	50.00
MIDSTATE ENVIRONMENTAL	50.00	1	50.00
SQ SOUTH TEXAS JUSTICES	50.00	1	50.00
WALGREENS #3639	50.00	1	50.00
AMZN MKTP US CG6II7FT3	49.98	1	49.98
ORECK VACUUMS OF CORPUS	49.90	1	49.90
HOBBY-LOBBY #0066	49.03	3	16.34
SQ STICKER XPRESS	49.00	7	7.00
DISCOUNT AUTO PARTS	48.98	1	48.98
SOUTHWES 5262181409057	48.98	1	48.98

Nueces County
Transaction Totals by Vendor YTD
For the 10 months ending 07/28/2020

Merchant	Amount	Transaction Count	Average Transaction
SOUTHWES 5268785978091	48.98	1	48.98
AMAZON.COM US3RM5TJ3 AMZN	48.78	1	48.78
SUNOCO 0553014200	48.77	2	24.38
AMZN MKTP US WR92T55X3	48.70	1	48.70
BESTBUYCOM805689543077	48.70	1	48.70
FEDEX 516084193	48.42	1	48.42
AMZN MKTP US 3N86R4M93 AM	48.36	1	48.36
LONE STAR OVERNIGHT	48.08	1	48.08
ITAXI CAMBRIDGE	48.00	1	48.00
QUICKEN INC	47.80	1	47.80
AMAZON.COM QZ2WJ81X3 AMZN	47.31	1	47.31
EQ DEPOT CORP CHRISTI	47.20	1	47.20
FEDEX 90463295	47.14	1	47.14
PP COTTONPRESS	47.00	1	47.00
AMZN MKTP US 2Y7L41453	46.97	1	46.97
AMZN MKTP US GE8G022U3	46.97	1	46.97
AMZN MKTP US UU4EY50F3	46.20	1	46.20
AMZN MKTP US RV1G58IK3 AM	45.93	1	45.93
O'REILLY AUTO PARTS 2292	45.62	3	15.21
BOS TAXI 0704	45.60	1	45.60
BUC-EE'S #37	45.50	1	45.50
AMERICAN AIR0010658705310	45.32	1	45.32
AMZN MKTP US MY8SR7L02	45.28	1	45.28
FEDEX 61266746	45.15	1	45.15
ELITE	45.00	2	22.50
TXDOT FINANCE	45.00	1	45.00
UNITED 0161559096122	45.00	1	45.00
UNITED 0161559096123	45.00	1	45.00
OFFICE DEPOT #368	44.72	1	44.72
SE40868	44.23	2	22.12
AMZN MKTP US NX0ZI0443	44.10	1	44.10
AMZN MKTP US MV4J89HZ0	44.07	1	44.07
AMAZON.COM 1R4IW4ES3 AMZN	43.98	1	43.98
SQ SOUTH TEXAS SMA	43.98	1	43.98
FEDEX 60180001	43.97	1	43.97
FEDEX 90934653	43.93	1	43.93
VERMEER TEXAS LOUISIANA C	43.83	1	43.83
FSI CENTERPOINT ENERGY	43.54	1	43.54
BESTBUYCOM805811529188	43.28	1	43.28
2COCOM MOVAVI.COM	43.25	1	43.25
UNITED 0161559096124	43.00	1	43.00
AMZN MKTP US MV8773VR1	42.98	1	42.98

Nueces County
Transaction Totals by Vendor YTD
For the 10 months ending 07/28/2020

Merchant	Amount	Transaction Count	Average Transaction
MOUSER ELECTRONICS INC	42.55	1	42.55
AMZN MKTP US MY60P3VO1	42.43	1	42.43
CE4LESS COM	41.93	3	13.98
USPS PO 4820240414	41.70	2	20.85
ADVANCE AUTO PARTS #8429	41.65	2	20.82
PAYPAL 2NDCHANCE EBAY 2N	41.08	1	41.08
AMZN MKTP US S288H1GX3	40.80	1	40.80
FEDEX 60209098	40.69	1	40.69
FEDEX 98976495	40.54	1	40.54
FEDEX 779949838324	40.51	1	40.51
AMZN MKTP US XA0G63463	40.42	1	40.42
SE20468	40.28	1	40.28
EXXONMOBIL 47255864	40.19	1	40.19
BOBCAT OF CORPUS CHRISTI	40.17	1	40.17
LATHEM TIME CORPORATION	40.08	1	40.08
AGENT FEE 8900789366750	40.00	1	40.00
AGENT FEE 8900789751416	40.00	1	40.00
AGENT FEE 8900794546945	40.00	1	40.00
AGENT FEE 8900796035365	40.00	1	40.00
PAYPAL COMPLIANCES	40.00	1	40.00
AMZN MKTP US N80N91HQ3 AM	39.99	1	39.99
WWW.RESERVATIONS.COM	39.98	2	19.99
AMAZON.COM X666W2UK3 AMZN	39.90	1	39.90
AMZN MKTP US MY2W88NI1	39.90	1	39.90
AMZN MKTP US VN6NW7223	39.54	1	39.54
CHEVRON 0210446	39.48	1	39.48
AMAZON.COM E56RU7WP3 AMZN	39.00	1	39.00
HIREMYMOM.COM	39.00	1	39.00
AMZN MKTP US MC5M266Q1	38.99	1	38.99
AMZN MKTP US YF2N055X3	38.96	1	38.96
AMZN MKTP US LS4WP0J33	38.86	1	38.86
HCTRA EZ TAG ONLINE	38.75	2	19.38
FEDEX 91816081	38.06	1	38.06
CHICK-FIL-A #02237	37.50	2	18.75
CC PLUMBING	37.40	3	12.47
AMZN MKTP US M77RB8VD1 AM	37.38	1	37.38
FEDEX 390683474778	37.38	1	37.38
FEDEX 390683628010	37.38	1	37.38
S&S CORPUS	37.37	1	37.37
AMZN MKTP US O400B9R93	37.34	1	37.34
AMZN MKTP US 6R2MN9J53	36.98	1	36.98
AMZN MKTP US M72JZ2DC2	36.98	1	36.98

Nueces County
Transaction Totals by Vendor YTD
For the 10 months ending 07/28/2020

Merchant	Amount	Transaction Count	Average Transaction
GOLDEN CORRAL 0938	36.88	1	36.88
AMZN MKTP US 900HG9KL3	36.79	1	36.79
CORNER STORE 0145	36.50	1	36.50
FEDEX 91710521	36.38	1	36.38
CVS/PHARMACY #06989	36.33	2	18.16
AMZN MKTP US IT7JM7N83	36.28	1	36.28
AMZN MKTP US 213SO6LA3	36.08	1	36.08
AMZN MKTP US MS0TZ7S50	36.08	1	36.08
CFW COMMERCE ST GARAGE	36.00	2	18.00
AMZN MKTP US P868509Y3 AM	35.99	1	35.99
CVS/PHARMACY #07080	35.99	5	7.20
AMZN MKTP US AR4LT07I3	35.97	1	35.97
AMZN MKTP US U64O37P23	35.94	1	35.94
AMAZON.COM 2I88P1NP3 AMZN	35.72	1	35.72
FEDEX 33389079	35.71	1	35.71
341 SUNNYSAVER	35.41	1	35.41
FEDEX 98921151	35.37	1	35.37
TST EXECUTIVE SURF CLUB	35.30	1	35.30
MCCOYS #29	35.26	1	35.26
AMZN MKTP US MT1OV9F03	35.08	1	35.08
DEFENSIVE DRIVING.COM	35.00	1	35.00
WILKINSON VETERINARY CLIN	35.00	1	35.00
AMZN MKTP US OT66V1ZX3	34.99	1	34.99
AMERICAN SAFETY COUNCI	34.95	1	34.95
SQ KATHLEEN KASPER	34.62	1	34.62
BESTBUYCOM805778043557	33.54	1	33.54
CORNER STORE 0128	33.51	1	33.51
CALDWELL COUNTRY CHEVY	33.50	2	16.75
MURPHY7701ATWALMART	33.40	1	33.40
AMZN MKTP US 0N5O93673	33.17	1	33.17
UNITED 0161551646175	33.00	1	33.00
ARROW DISPLAY SIGNS INC.	32.48	1	32.48
FEDEX 390683417624	32.47	1	32.47
FEDEX 390683709061	32.47	1	32.47
NTTA CUST SVC ONLINE	32.13	3	10.71
AMZN MKTP US BK3B94RX3	31.99	1	31.99
AMZN MKTP US KZ6PO8473	31.98	1	31.98
AMZN MKTP US ZV6E67XH3	31.98	1	31.98
PAYPAL GEARUP EBAY GEARU	31.93	1	31.93
SE18569	31.82	2	15.91
TEXAS ROADHOUSE #2471	31.76	1	31.76
FEDEX 390683547733	31.55	1	31.55

Nueces County
Transaction Totals by Vendor YTD
For the 10 months ending 07/28/2020

Merchant	Amount	Transaction Count	Average Transaction
AMZN MKTP US QV7LV2VF3	30.99	1	30.99
AMZN MKTP US MS7UO89L2 AM	30.97	1	30.97
O'REILLY AUTO PARTS 592	30.96	1	30.96
AMAZON.COM K586E8H33 AMZN	30.44	1	30.44
MARATHON PETRO170506	30.34	1	30.34
BUC-EE'S 12	30.28	1	30.28
SHELL OIL 57544053507	30.19	1	30.19
SHELL OIL 44594170031	30.18	1	30.18
SP MERIT ENTERTAIN	30.07	1	30.07
ONESTOPPARKING.COM	30.02	1	30.02
AMERICAN AIR0010273205860	30.00	1	30.00
AMERICAN AIR0010273552602	30.00	1	30.00
AMERICAN AIR0010281419437	30.00	1	30.00
AMERICAN AIR0010281574834	30.00	1	30.00
AMERICAN AIR0011500791475	30.00	1	30.00
AMERICAN AIR0011500820691	30.00	1	30.00
LEXVID SERVICES INC	30.00	1	30.00
NORMA S FRUITS & DELIGHTS	30.00	1	30.00
PEEWEE'S PET ADOPTION WLD	30.00	1	30.00
UNITED 0161552665618	30.00	1	30.00
UNITED 0161553130554	30.00	1	30.00
AMZN MKTP US 4D3NE5SS3	29.99	1	29.99
AMZN MKTP US MS3QR3OU2 AM	29.99	1	29.99
BESTBUYCOM806054963047	29.99	1	29.99
AMZN MKTP US AE6LM01S3 AM	29.98	1	29.98
AMZN MKTP US M74UZ5ZH0	29.98	1	29.98
AMZN MKTP US MS23S0691	29.98	1	29.98
AMZN MKTP US S98GF2CN3	29.97	1	29.97
AMAZON.COM CS2VE3HN3 AMZN	29.86	1	29.86
ALAMEDA MEDICAL SUPPLY	29.70	1	29.70
MARATHON PETRO	29.69	1	29.69
AMZN MKTP US CN6DV49A3	29.22	1	29.22
CALENDARS.COM	29.21	1	29.21
AMZN MKTP US 162ZR5WW3	29.20	1	29.20
AMZN MKTP US 7J7T87703 AM	28.99	1	28.99
COMMERCIAL MOTOR COMPA	28.79	1	28.79
SHERWIN WILLIAMS 707347	28.48	1	28.48
AMZN MKTP US MS5150YH2	28.38	1	28.38
AMZN MKTP US VP98T54Z3	28.13	1	28.13
AMZN MKTP US ZL7GN1WE3	28.12	1	28.12
AMAZON.COM GK7Q14MZ3 AMZN	28.08	1	28.08
SHELL OIL 57542411608	28.03	1	28.03

Nueces County
Transaction Totals by Vendor YTD
For the 10 months ending 07/28/2020

Merchant	Amount	Transaction Count	Average Transaction
ALICE ECHO NEWS JOURNAL C	28.00	1	28.00
SINISTER	28.00	4	7.00
DOLLAR GENERAL #11377	27.60	1	27.60
BANDERA COUNTY TX DIST C	27.50	2	13.75
O'REILLY AUTO PARTS 494	27.45	2	13.72
H-E-B #057	27.23	1	27.23
ACADEMY SPORTS + OUTDOOR	27.04	1	27.04
STAPLES DIRECT	27.04	2	13.52
7-ELEVEN 32314	27.00	1	27.00
WALGREENS #3638	27.00	1	27.00
AMZN MKTP US AU0007P53	26.96	1	26.96
SALLY BEAUTY #3219	26.60	3	8.87
THE SAFEGUARD SYSTEM INC	26.50	1	26.50
THE ISLAND CAR WASH	26.00	2	13.00
AMZN MKTP US 7Z8QO8LB3	25.98	1	25.98
AMZN MKTP US EY73S5RK3	25.98	1	25.98
AMZN MKTP US BY67Q88J3	25.96	1	25.96
SHELL OIL 42592220073	25.80	1	25.80
SUNSET MUSTANG ACE HARDW	25.72	2	12.86
USPS PO 4820260412	25.50	1	25.50
PAYPAL TDIAI	25.00	1	25.00
SE40875	25.00	1	25.00
AMZN MKTP US G23R09DY3	24.94	1	24.94
PAYPAL JACKY CREE	24.69	1	24.69
SE40848	24.54	1	24.54
CHURCH'S CHICKEN	23.97	1	23.97
AMAZON.COM X28UB4863 AMZN	23.87	1	23.87
EFOODHANDLERS	23.85	3	7.95
RACEWAY6784 65267841	23.13	1	23.13
UNITED 0161551646174	23.00	1	23.00
AMZN MKTP US M79VT1NS1	22.98	1	22.98
FRESH DONUTS	22.98	1	22.98
CHEDDAR'S 0202106	22.57	1	22.57
AMAZON.COM MY3C07SV1 AMZN	22.17	1	22.17
WHATABURGER 1142	22.16	1	22.16
ADVANCE AUTO PARTS #8079	21.99	1	21.99
PAYPAL NIR ZITOUN	21.72	1	21.72
PAYPAL NYR ZYTWN	21.72	1	21.72
DOUBLETREE AUSTIN	21.66	1	21.66
APL ITUNES.COM/BILL	21.64	1	21.64
SQ MANNY'S TIRE SHOP	21.64	2	10.82
AMAZON.COM D42KP8SD3	21.63	1	21.63

Nueces County
Transaction Totals by Vendor YTD
For the 10 months ending 07/28/2020

Merchant	Amount	Transaction Count	Average Transaction
GOVERNMENT PAYMENTS	21.00	5	4.20
AMZN MKTP US 316XZ6OX3	20.99	1	20.99
AMZN MKTP US 5V5VS7483	20.98	1	20.98
AMZN MKTP US SF45I7HR3	20.94	1	20.94
AMZN MKTP US ER0D28Y53 AM	20.89	1	20.89
DANNYS TIRE SHOP	20.80	1	20.80
PAYPAL SIMPSOPRODU	20.75	1	20.75
H-E-B #253	20.72	1	20.72
SUNOCO 0495736100	20.71	1	20.71
AMAX INC	20.67	1	20.67
AMZN MKTP US 391SQ3Q23	20.58	1	20.58
BURGER KING #4057	20.23	1	20.23
SE40871	20.00	1	20.00
BESTBUYCOM805687476797	19.99	1	19.99
AMZN MKTP US 119LP0IZ3	19.98	1	19.98
AMZN MKTP US DI7D109P3	19.98	1	19.98
AMZN MKTP US KV42A8S53 AM	19.98	1	19.98
AMZN MKTP US QN2EQ6LU3	19.98	1	19.98
CROSS BORDER TRANS FEE	19.94	17	1.17
CRACKER BARREL #44 TALLAH	19.06	3	6.35
AMZN MKTP US U294E0PC3	18.98	1	18.98
AMZN MKTP US HX8MZ9UK3	18.94	1	18.94
DOLLAR GENERAL #12983	18.94	1	18.94
PHILLIPS 66 - PETRO BEAUM	18.72	1	18.72
NATURAL GROCERS CC	18.59	1	18.59
NOTHING BUNDT CAKES -	18.50	1	18.50
EXXONMOBIL 97431548	18.00	1	18.00
JO S PACKARD TIRE SVC	17.68	1	17.68
PUEBLO TIRES LTD ALICE -	17.50	1	17.50
CHEVRON 0301519	17.43	1	17.43
CHICK-FIL-A #01531	17.29	2	8.64
AMZN MKTP US SE19F2MF3	17.00	1	17.00
JO'S PACKARD TIRE SVC	17.00	1	17.00
ARBYS #5984 LAKE CITY	16.67	1	16.67
AUTOZONE #1375	16.23	1	16.23
FEDEX 60229588	16.01	1	16.01
WASH CLUB - CAR WASH	16.00	2	8.00
AMZN MKTP US CY5I88X13	15.99	1	15.99
AMZN MKTP US SN3PQ8KL3	15.98	1	15.98
AMZN MKTP US JA8KD3153	15.80	1	15.80
FASTENAL COMPANY 01TXCOR	15.64	1	15.64
DOLLAR GENERAL #13740	15.43	1	15.43

**Nueces County
Transaction Totals by Vendor YTD
For the 10 months ending 07/28/2020**

Merchant	Amount	Transaction Count	Average Transaction
ANY LAB TEST NOW	15.00	1	15.00
HILTON MEDICAL CENTER	15.00	1	15.00
LASHLEY S TEXAS #3	15.00	1	15.00
SQ BANUELOS TIRE P	15.00	1	15.00
TAMUCC UNIV OUTREACH	15.00	1	15.00
AMZN MKTP US BI4IX6TT3	14.99	1	14.99
AMZN MKTP US MC4LX8280	14.99	1	14.99
THIRD COAST NAPA 0010809	14.98	1	14.98
BILL MILLER BAR-B-Q - 63	14.75	1	14.75
MCDONALD'S F21841	14.68	1	14.68
AMAZON.COM QK8W931W3 AMZN	14.61	1	14.61
FEDEX 393500480946	14.52	1	14.52
USPS PO 4871900373	14.40	1	14.40
WHATABURGER 897 Q26	14.38	1	14.38
CHICK-FIL-A #01484	14.24	1	14.24
WHATABURGER 285 Q26	14.16	1	14.16
AMAZON PRIME SS2JS6DM3	14.06	1	14.06
AMAZON PRIME X14RQ2Q23	14.06	1	14.06
WHATABURGER 406 Q26	14.05	1	14.05
CDR #2	14.00	2	7.00
COMPLETE DIESEL REPA	14.00	1	14.00
TAXI SVC 361-299-9999	14.00	3	4.67
O'REILLY AUTO PARTS 448	13.98	1	13.98
AMAZON PRIME M78OW7V32	12.99	1	12.99
AMZN MKTP US DO2ZR1GI3	12.99	1	12.99
POPEYES 3494 / 262	12.98	1	12.98
DQ-05 #14618	12.97	1	12.97
AMZN MKTP US 0S5M80LJ3	12.96	1	12.96
AMZN MKTP US AC26R3RO3	12.96	1	12.96
AMZN MKTP US AK4Q270W3	12.96	1	12.96
TBS-LAKEFOREST	12.50	1	12.50
GOOGLE DOMAINS	12.00	1	12.00
AMZN MKTP US 1F0827E53	11.99	1	11.99
AMZN MKTP US 6N4348BF3 AM	11.98	1	11.98
CDW GOVT #ZJG0153	11.97	1	11.97
DOLLAR GENERAL #19291	11.91	1	11.91
AMZN MKTP US LL22K4EL3	10.76	1	10.76
AMZN MKTP US MC4QA5U70 AM	10.72	1	10.72
WENDY'S 357	10.54	1	10.54
SQ GRAND CAB COMPA	10.36	1	10.36
WHATABURGER 286 Q26	10.07	2	5.04
7-11 STORE 9502	10.00	1	10.00

Nueces County
Transaction Totals by Vendor YTD
For the 10 months ending 07/28/2020

Merchant	Amount	Transaction Count	Average Transaction
FSSW - CEUS	10.00	1	10.00
SE40877	10.00	1	10.00
TEA GED TRANSCRIPT	10.00	2	5.00
DAIRY QUEEN-THREE RIVERS	9.93	1	9.93
AMZN MKTP US T05RJ3L33	9.90	1	9.90
AMZN MKTP US MO63I1HV1	9.88	1	9.88
AMZN MKTP US MO5S30M60	9.81	1	9.81
ADVANCE AUTO PARTS #2014	9.79	3	3.26
TXDPS CRIME RECS	9.71	2	4.86
CVS/PHARMACY #02580	9.55	1	9.55
AMC SUPPLY LLC	9.34	1	9.34
UPS (800) 811-1648	9.25	1	9.25
AMZN MKTP US M71MU21Q1 AM	8.99	1	8.99
AMZN MKTP US MJ6SS31P2	8.99	1	8.99
AMZN MKTP US OY1KD6R83	8.99	1	8.99
H-E-B GAS/CARWASH #057	8.79	1	8.79
RICE - PARKING	8.50	1	8.50
TACO BELL 019294	8.21	1	8.21
FEDEX 492242385	8.10	1	8.10
HOTELBOOKINGSERVFEE	7.99	1	7.99
PRICELN UNITED AIRLINE	7.93	1	7.93
PORT ARANSAS HARDWARE	7.58	1	7.58
FEDEX 940446872009	7.50	1	7.50
WHATABURGER 1131	7.40	1	7.40
DAIRY QUEEN	7.35	1	7.35
DQ-42 #14305	7.35	1	7.35
CHICK-FIL-A #03895	7.13	1	7.13
360TRAINING.COM	7.00	1	7.00
BILL SERVICING	7.00	2	3.50
EXXONMOBIL 45362159	7.00	1	7.00
MINIT MAN - 4	7.00	1	7.00
MONDRAGON COASTAL AUTO	7.00	1	7.00
SAMES KINGSVILLE NISSAN	7.00	1	7.00
SERGIOS AUTO	7.00	1	7.00
WHATABURGER 658 Q26	6.81	1	6.81
AMZN DIGITAL M73IT4181	6.33	1	6.33
CDW GOVT #ZLF5799	5.94	1	5.94
AMZN MKTP US 014HM0TA3	5.89	1	5.89
RMA TOLL	5.81	1	5.81
AMZN MKTP US QK0TA19B3	5.74	1	5.74
500SHORELINELLC	5.00	1	5.00
EXXONMOBIL 46913661	5.00	1	5.00

Nueces County
Transaction Totals by Vendor YTD
For the 10 months ending 07/28/2020

Merchant	Amount	Transaction Count	Average Transaction
TAMU PARKING GARAGE 4	5.00	1	5.00
TXEFILE 039214967-1	5.00	1	5.00
TXEFILE 039214967-2	5.00	1	5.00
MINUTEKEY	4.33	1	4.33
PARTY CITY 641	4.32	1	4.32
SUNOCO 0691982300	2.37	1	2.37
LAZ PARKING 610264-LUKE	2.00	1	2.00
TXEFILE 039214967-0	0.29	1	0.29
AGENT FEE 8900796035366	0.00	2	0.00
AGENT FEE 8900796035367	0.00	2	0.00
AGEX CONFERENCE SERVIC	0.00	4	0.00
AMERICAN AIR0012385079320	0.00	2	0.00
AMERICAN AIR0017418450026	0.00	2	0.00
AMERICAN AIR0017451133943	0.00	2	0.00
BESTBUYCOM805679643640	0.00	2	0.00
CAESARS PLACE ADV RSVN	0.00	2	0.00
FLORIST BILLING SYSTEMS	0.00	2	0.00
HOLIDAY INN GALVESTON	0.00	2	0.00
PAYPAL FORSALEITIS	0.00	2	0.00
PRICELN RESIDENCE INN	0.00	2	0.00
SHERATON	0.00	2	0.00
SNOWBIRDWEBSITELODGIN	0.00	2	0.00
SOUTHWES 5268785978089	0.00	2	0.00
TRWA	0.00	2	0.00
UNITED 0161559096121	0.00	2	0.00
UNITED 0167418450104	0.00	2	0.00
WHATABURGER 787 Q26	0.00	2	0.00
AMZN DIGITAL	-6.33	1	-6.33
DISPUTE-HOTELBOOKINGSERVF	-7.99	1	-7.99
DISPUTE-GOOGLE DOMAINS	-12.00	1	-12.00
AMZN MKTP US AMZN.COM/BIL	-14.83	2	-7.42
WAL-MART #0470 SE2	-19.87	1	-19.87
DISPUTE-HIREMYMOM.COM	-39.00	1	-39.00
HLU HULU 1491864205930-U	-47.58	1	-47.58
SOUTHWES 5260192864772	-48.98	1	-48.98
SOUTHWES 5260193987176	-48.98	1	-48.98
DISPUTE-TARGET 00015420	-55.00	1	-55.00
DISPUTE-FEDEX 323072241	-69.53	1	-69.53
DISPUTE-CCI HOTEL RESERVA	-115.83	1	-115.83
SOUTHWES 5260192177963	-159.28	1	-159.28
SOUTHWES 5260192177976	-159.28	1	-159.28
SOUTHWES 5260192177979	-159.28	1	-159.28

Nueces County
Transaction Totals by Vendor YTD
For the 10 months ending 07/28/2020

Merchant	Amount	Transaction Count	Average Transaction
SOUTHWES 5260192865464	-159.28	1	-159.28
AMAZON PRIME	-160.11	4	-40.03
SOUTHWES 5260192865694	-172.28	1	-172.28
SOUTHWES 5260192865705	-172.28	1	-172.28
OMNI SAN DIEGO FRONT D	-180.35	1	-180.35
SOUTHWES 5260192181425	-192.16	1	-192.16
SOUTHWES 5260192181438	-192.16	1	-192.16
SOUTHWES 5260192181458	-192.16	1	-192.16
SOUTHWES 5260192181471	-192.16	1	-192.16
SOUTHWES 5260192182232	-192.16	1	-192.16
DISPUTE-TXU BILL PAYMENT	-193.88	1	-193.88
DISPUTE-INDEED	-213.20	2	-106.60
SOUTHWES 5260192865036	-238.98	1	-238.98
SOUTHWES 5260193987510	-253.98	1	-253.98
AMAZON.COM AMZN.COM/BILL	-304.97	2	-152.48
AMERICAN AIR0017361977185	-406.00	1	-406.00
CDW GOVT #XPC9464	-743.07	1	-743.07
ACT ACTIVE EVENTS REG	-975.00	2	-487.50
AMZN MKTP US	-1,094.17	9	-121.57
HALFF ASSOCIATES INC.	-1,200.00	2	-600.00
CDW GOVT #ZKJ0234	-1,347.57	1	-1,347.57
Total	4,032,237.58	12,022	335.40