

# Nueces County, Texas

## Monthly Financial Report (Unaudited and Unadjusted)

Fiscal Year 2020/2021  
For the five months ended February 28, 2021



Prepared by:  
The Nueces County  
Auditor's Office  
Dale Atchley, CPA  
County Auditor



**Nueces County, Texas**  
**Unaudited Monthly Financial Report**  
**As of February 28, 2021**

---

**Table of Contents**

County Auditor Letter of Transmittal..... 1

**Financial Statements**

Balance Sheet - Governmental Funds ..... 4  
Statement of Revenue, Expenditures and Changes in Fund Balances - Governmental Funds..... 6  
Statement of Net Position - Internal Service Fund ..... 10  
Statement of Revenue, Expenditures and Changes in Fund Balance - Internal Service Fund ..... 11  
Comparison of Current Year to Prior year Revenues & Expenditures - Group Health..... 13  
Comparison of Monthly & year to prior year Revenues & Expenditures - Group Health ..... 14

**Budget Revenue Section**

Statement of Revenue Budget to Actual with Year to Year Comparison - General Fund ..... 16  
Statement of Revenue Budget to Actual with Year to Year Comparison – Road & Bridge ..... 17  
Statement of Revenues Budget to Actual - Inland and Coastal Parks ..... 18  
Comparison of Current year to prior year total Revenues - Inland and Coastal Parks..... 19  
Statement of Revenues Budget to Actual - Airport..... 20

**Budget Expenditure Section**

Statement of Expenditures Budget to Actual - General Fund ..... 23  
Comparison of Current year to prior year total Expenditures - General Fund ..... 65  
Statement of Expenditures Budget to Actual - Road & Bridge Fund..... 67  
Comparison of Current year to prior year total Expenditures - Road & Bridge Fund ..... 68  
Statement of Expenditures Budget to Actual - Inland and Coastal Parks ..... 69  
Comparison of Current year to prior year total Expenditures - Inland and Coastal Parks..... 71  
Statement of Expenditures Budget to Actual with Year to Year Comparison - Airport fund ..... 72  
Statement of Expenditures Budget to Actual - Commissioners Special Revenue Funds ..... 73  
Statement of Expenditures Budget to Actual - Commissioners Diabetes Funds ..... 74  
Statement of Expenditures Budget to Actual - Commissioners RTA Funds..... 75

**Schedules**

Schedule of Transfers In and Out by Fund..... 77  
Schedule of Capital Projects ..... 78  
Summary of Monthly Revenue Report..... 84

**Procurement**

Procurement Card Totals by Budget Category ..... 87  
Procurement Card Totals by Amount ..... 88  
Procurement Card Totals by Department ..... 91





AIDEE HERNANDEZ, MBA  
FIRST ASSISTANT

ELVA FUENTES, CFE  
INTERNAL AUDIT SUPERVISOR

DALE ATCHLEY, CPA  
COUNTY AUDITOR

LISA DAVIS  
BUDGET ACCOUNTANT

ANNA VELAZQUEZ, CPP  
GRANTS / PAYROLL SUPERVISOR

901 LEOPARD STREET, RM. 304  
CORPUS CHRISTI, TX 78401

LOURDES RIVERA  
EXECUTIVE ACCOUNTANT

PHONE: (361) 88-0556 • FAX: (361) 888-0584

April 28, 2021

Honorable District Judges of Nueces County and  
Honorable Members of the Nueces County Commissioners Court:

The unaudited and unadjusted Monthly Financial Report of Nueces County, Texas as of and for the five months ended February 28, 2021 is submitted herewith in accordance with Section 114.023 of the Texas Local Government Code and was prepared by the County Auditor's Office staff. The statements are reported on a budgetary basis which is not in accordance with generally accepted accounting principles. Due to the statutory duties of the County Auditor, I am not independent with regard to these financial reports as defined by the professional standards of the American Institute of Certified Public Accountants. However, these financial statements were prepared, and the financial accounting records were maintained with objectivity and due professional care.

The Monthly Financial Report is presented in four sections: Fund Financial Statements, Budget Revenue Status, Budget Expenditure Status, and Schedules:

The **Financial Statement section** contains the Governmental Funds Balance Sheet, the Governmental Funds Statement of Revenue, Expenditures and Changes in Fund Balance, the Internal Service Fund Statement of Net Position, the Internal Service Fund Statement of Revenue, Expenditures and Changes in Net Position, and the Group Health Comparison of Current Year to Prior Year Revenue and Expenditures and chart.

The **Budget Revenue Status section** is comprised of a General Fund Statement of Revenues Budget to Actual and Comparison of Current Year to Prior Year Revenues, a Road and Bridge Statement of Revenues Budget to Actual and Comparison of Current Year to Prior Year Revenues, an Inland and Coastal Parks Statement of Revenues Budget to Actual and Comparison of Current Year to Prior Year Revenues, and Airport Statement of Revenues Budget to Actual.

The **Budget Expenditure Status section** is comprised of a General Fund Top Spenders, General Fund Statement of Expenditures Budget to Actual, a General Fund Comparison of Current Year to Prior Year Expenditures and charts, a Road and Bridge Statement of Expenditures Budget to Actual, a Road and Bridge Comparison of Current Year to Prior Year Expenditures, an Inland and Coastal Parks Statement of Expenditures Budget to Actual, Inland and Coastal Parks Funds Comparison of Current Year to Prior Year Expenditures, an Airport Statement of Expenditures Budget to Actual and an Airport Comparison of Current Year to Prior Year Expenditures,

The **Schedules section** includes a Schedule of Transfers In and Out by Fund, a Schedule of Capital Projects, and a Summary of Revenue Reports.

The **General Fund Statement of Expenditures Budget to Actual** section now has visual performance indicators. The performance indicators are based on a comparison with the Expected Expenditures. The Expected Expenditure amount is calculated based on the average of the total budget over 12 fiscal periods (October through September). The color of the remaining budget available is used as a performance indicator. These numbers will be black if spending is below 90% of the expected amount, yellow if spending is equal to or greater than 90% of the expected amount and red if spending is equal to or greater than 100% of the expected amount.

Fiscal Period	1	2	3	4	5	6
Calendar Month	October	November	December	January	February	March
Expected Balance Remaining at 90% of expected expenditures	92.5%	85.0%	77.5%	70.0%	62.5%	55.0%
Expected Balance Remaining at 100% of expected Expenditures	91.7%	83.3%	75.0%	66.7%	58.3%	50.0%

Fiscal Period	7	8	9	10	11	12
Calendar Month	April	May	June	July	August	September
Expected Balance Remaining at 90% of expected expenditures	47.5%	40.0%	32.5%	25.0%	17.5%	10.0%
Expected Balance Remaining at 100% of expected Expenditures	41.7%	33.3%	25.0%	16.7%	8.3%	0.0%

This report is designed to provide a general overview of Nueces County’s finances for all those with an interest in the County’s finances at a specific point during the fiscal year. However, the reader should note that the report does not include those disclosures associated with, and usually made a part of, audited financial statements. Should you have any questions concerning this report, please do not hesitate to contact the County Auditor’s Office at (361) 888 - 0556.

Respectfully submitted,



Dale Atchley, CPA  
Nueces County Auditor

# **FINANCIAL STATEMENTS**

(Unaudited)

**Nueces County, Texas**  
**Balance Sheet**  
**Governmental Funds**  
**February 28, 2021**

	General Fund	Debt Service Fund	Capital Projects Fund
<b>Assets</b>			
Cash & Cash Equivalents	\$ 68,559,607	\$ 4,489,253	\$ 35,502,815
Investments	7,407,191	1,767,001	12,417,190
Accounts Receivable	1,148,650	-	-
Due From Component Unit	96,511	-	-
Due From Other Funds	6,672,284	-	407,304
Prepays	(65,300)	-	-
Inventory	59,267	-	-
Total Assets	\$ 83,878,211	\$ 6,256,253	\$ 48,327,308
<b>Liabilities and Fund Balances</b>			
<b>Liabilities</b>			
Accounts Payable	\$ 12,077,209	\$ -	\$ 86,432
Accrued Payroll Payable	-	-	-
Due to Other Funds	1,785,708	-	135
Unearned Revenue	284,747	-	-
Other Liabilities	794	-	-
Total Liabilities	\$ 14,148,457	\$ -	\$ 86,567
<b>Fund Balances</b>			
Restricted	\$ -	\$ -	\$ 48,240,741
Committed	-	6,256,253	-
Unassigned	69,729,753	-	-
Total fund balances	\$ 69,729,753	\$ 6,256,253	\$ 48,240,741
Total liabilities and fund balances	\$ 83,878,211	\$ 6,256,253	\$ 48,327,308



**Nueces County, Texas**  
**Balance Sheet**  
**Governmental Funds**  
**February 28, 2021**

Airport Fund	Coastal Parks Fund	Non-Major Funds	Total Governmental Funds
\$ 215,222	\$ 486,758	\$ 18,641,385	\$ 127,895,040
-	345,071	9,352,049	31,288,501
44,892	364,939	13,755,044	15,313,525
-	-	-	96,511
-	335,195	139	7,414,922
(893)	-	(350)	(66,543)
6,117	15,095	-	80,479
\$ 265,339	\$ 1,547,058	\$ 41,748,266	\$ 182,022,434
\$ 766	\$ 36,586	\$ 3,789,413	\$ 15,990,406
-	-	-	-
3,413	165,558	2,868,050	4,822,864
44,892	-	15,171,057	15,500,696
-	-	581,822	582,616
\$ 49,071	\$ 202,144	\$ 22,410,342	\$ 36,896,482
\$ -	\$ -	\$ -	\$ 48,240,741
-	-	-	6,256,253
216,268	1,344,914	19,337,924	90,628,858
\$ 216,268	\$ 1,344,914	\$ 19,337,924	\$ 145,125,852
\$ 265,339	\$ 1,547,058	\$ 41,748,266	\$ 182,022,434

**Nueces County, Texas**  
**Statement of Revenues, Expenditures and Changes in Fund Balances**  
**Governmental Funds**  
**February 28, 2021**

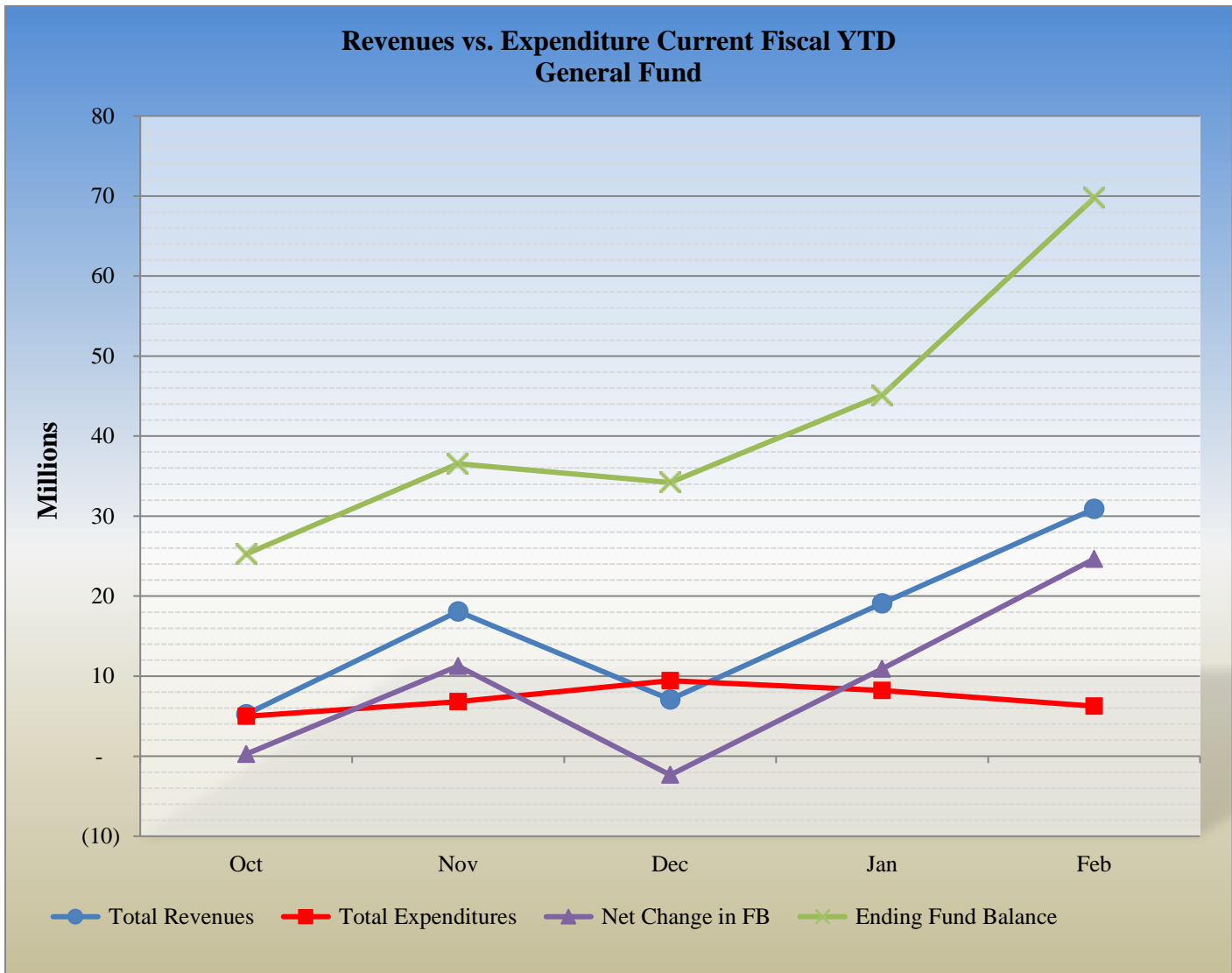
	<u>General Fund</u>	<u>Debt Service Fund</u>	<u>Capital Projects Fund</u>
<b>Revenues</b>			
Taxes	\$ 76,391,940	\$ 12,980,277	\$ -
Fees of Office	1,474,402	-	-
Fines & Forfeitures	387,031	-	-
Licenses & Permits	17,498	-	-
Motor Vehicle Services	290,294	-	-
Intergovernmental Revenues	1,255,502	-	-
Housing Inmates & Juveniles	171,408	-	-
Charges for Services	367,875	-	-
Interest & Investment Income	11,061	2,058	28,206
Rentals & commissions	17,187	-	112,624
Refunds & Reimbursements	35,921	-	-
Commodity Sales	-	-	-
Sale of Printed Materials	668	-	-
Other Income	14,417	-	-
Force Revenue (In-Kind)	-	-	-
Agency Collections	-	-	-
Total Revenues	<u>\$ 80,435,203</u>	<u>\$ 12,982,335</u>	<u>\$ 140,830</u>
<b>Expenditures</b>			
Salaries	\$ 17,001,463	\$ -	\$ -
Salaries - Seasonal	-	-	-
Employee Benefits	7,684,977	-	-
Other Personnel Expenses	221,145	-	-
Office Expense & Supplies	366,950	-	20,856
Food & Kitchen Supplies	361,903	-	-
Telephone & Utilities	1,025,122	-	-
Maint & Repair - Equipment & Vehicles	325,638	-	99,409
Maint & Repair - Buildings & Grounds	637,211	-	7,239,739
Maint & Repair - Roads & Bridges	-	-	-
Professional Services	1,787,061	-	1,013,410
Special Personnel Services	830,730	-	-
Other Services & Charges	1,936,119	-	177,989
Other Expenses	156,147	11,394,215	50,524
Travel Expenses	(3,243)	-	2,560
Capital Outlay	21,243	-	1,083,139
Other Financing Uses	-	-	-
Agency Ledger Expenses	-	-	-
Total Expenditures	<u>\$ 32,352,468</u>	<u>\$ 11,394,215</u>	<u>\$ 9,687,626</u>
<b>Other Financing Sources (Uses)</b>			
Transfers - In	\$ -	\$ 630,000	\$ 400,000
Transfers - Out	(3,354,087)	-	(435,914)
Bond Proceeds	-	-	-
Premium and Sale of Bonds	-	-	-
Sales of Assets	-	-	-
Total Other Financing Sources (Uses)	<u>(3,354,087)</u>	<u>630,000</u>	<u>(35,914)</u>
Net Change in Fund Balances	<u>44,728,648</u>	<u>2,218,120</u>	<u>(9,582,710)</u>
Fund Balance Beginning 10/01/2020	25,001,104	4,038,134	57,823,451
Fund Balance Ending 2/28/2021	<u>\$ 69,729,752</u>	<u>\$ 6,256,253</u>	<u>\$ 48,240,741</u>

**Nueces County, Texas**  
**Statement of Revenues, Expenditures and Changes in Fund Balances**  
**Governmental Funds**  
**February 28, 2021**

Airport Fund	Coastal Parks Fund	Non-Major Funds	Total Governmental Funds
\$ -	\$ -	\$ 1,104,632	\$ 90,476,849
-	-	591,221	2,065,623
-	-	187,207	574,238
-	359,837	4,064	381,399
-	-	1,268,817	1,559,111
-	-	3,646,694	4,902,196
-	-	15,989,419	16,160,827
-	-	85,670	453,545
35	381	9,107	50,846
60,172	428,266	1,309	619,558
166	468	137,465	174,020
7,693	27	(0)	7,719
-	-	-	668
0	30	568,878	583,325
-	-	8,600	8,600
-	-	-	-
\$ 68,065	\$ 789,008	\$ 23,603,081	\$ 118,018,523
\$ 15,530	\$ 334,453	\$ 2,813,686	\$ 20,165,133
-	-	-	-
8,304	177,377	1,269,897	9,140,555
554	-	127,669	349,368
881	8,745	147,588	545,021
-	-	24,260	386,162
7,974	97,233	199,629	1,329,958
-	-	-	855,392
2,895	36,695	390,756	-
-	-	-	8,810,673
8,550	50,460	874,712	-
-	-	503,513	503,513
-	3,543	2,404,378	5,208,393
-	-	-	830,730
3,976	118,418	17,302,037	19,538,539
447	2,822	528,027	12,132,182
-	-	6,787	6,104
-	-	572,940	1,677,323
-	-	-	-
-	-	-	-
\$ 49,110	\$ 829,748	\$ 27,165,879	\$ 81,479,046
\$ 19,020	\$ 335,000	\$ 3,112,211	\$ 4,496,231
-	-	(706,230)	(4,496,231)
-	-	-	-
-	-	-	-
-	-	-	-
19,020	335,000	2,405,981	0
37,975	294,260	(1,156,816)	36,539,477
178,292	1,050,653	20,494,741	108,586,375
\$ 216,268	\$ 1,344,914	\$ 19,337,925	\$ 145,125,852

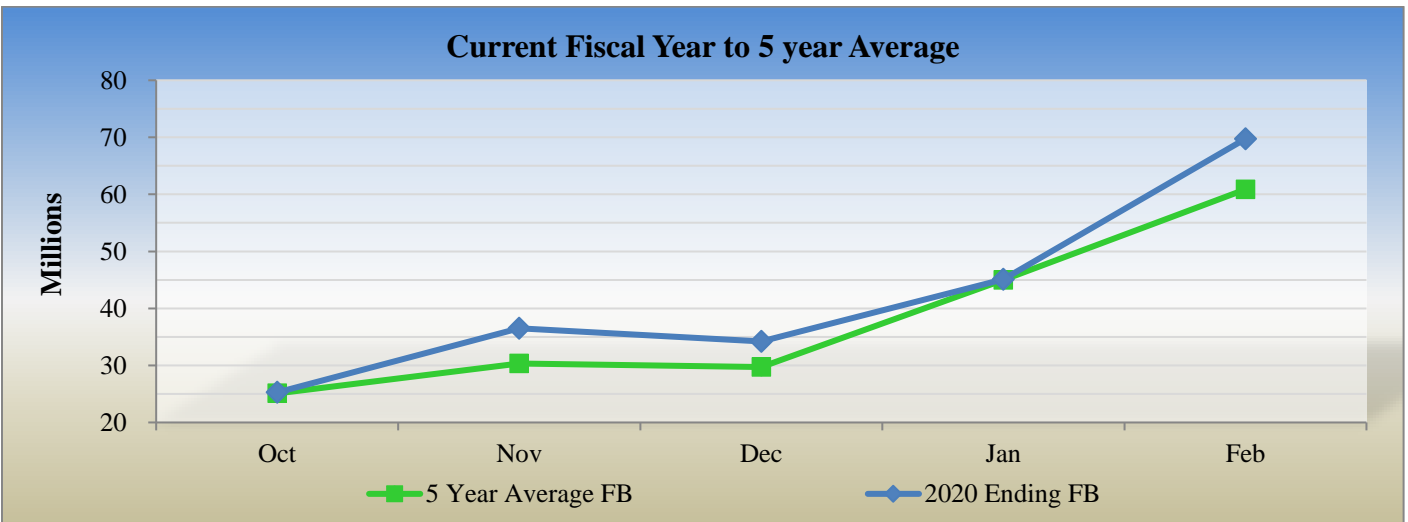
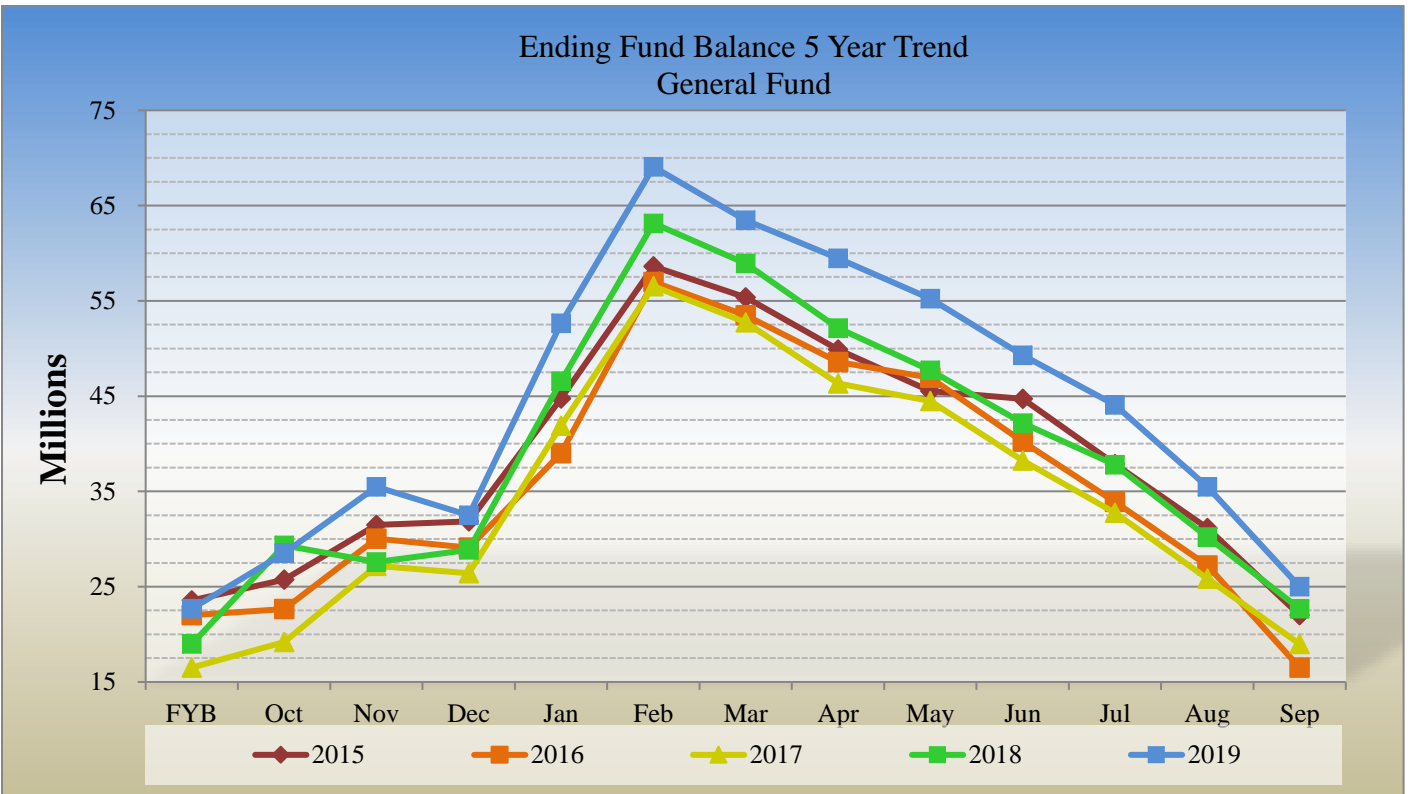
**Nueces County, Texas**  
**Change in Fund Balance-Current YTD**  
**General Fund**  
**February 28, 2021**

Period	Oct	Nov	Dec	Jan	Feb	Mar	Apr	May	Jun	Jul	Aug	Sep
Starting FB	25,001,104	25,262,623	36,534,259	34,189,762	45,090,096	-	-	-	-	-	-	-
Revenues	5,245,918	18,080,969	7,093,582	19,120,406	30,894,328	-	-	-	-	-	-	-
Transfers In	-	-	-	-	-	-	-	-	-	-	-	-
Expenditures	4,975,827	6,373,149	6,928,748	7,820,072	6,254,671	-	-	-	-	-	-	-
Transfers Out	8,573	436,184	2,509,330	400,000	-	-	-	-	-	-	-	-
Ending FB	25,262,623	36,534,259	34,189,762	45,090,096	69,729,753	-	-	-	-	-	-	-



**Nueces County, Texas**  
**Change in Fund Balance-Current and Previous 5 Years**  
**General Fund**  
**February 28, 2021**

	FYB	Oct	Nov	Dec	Jan	Feb	Mar	Apr	May	Jun	Jul	Aug	Sep
2015	23,568,037	25,743,350	31,499,712	31,840,057	44,741,446	58,614,455	55,365,701	49,873,338	45,519,118	44,720,218	37,856,992	31,164,598	22,001,648
2016	22,001,636	22,659,474	30,025,766	29,093,823	39,014,164	56,984,520	53,475,653	48,593,952	46,920,232	40,205,963	33,918,387	27,231,897	16,510,888
2017	16,510,888	19,198,906	27,189,044	26,403,938	41,904,197	56,534,931	52,744,626	46,345,169	44,468,949	38,223,488	32,750,384	25,847,458	18,974,819
2018	18,974,819	29,342,596	27,604,311	28,869,540	46,560,221	63,136,831	58,919,726	52,140,119	47,707,470	42,159,496	37,809,142	30,205,703	22,694,609
2019	22,694,609	28,523,843	35,479,149	32,494,479	52,637,996	69,062,273	63,460,135	59,450,696	55,217,515	49,281,140	44,086,393	35,492,214	25,001,104
2020	25,001,104	25,262,623	36,534,259	34,189,762	45,090,096	69,729,753	-	-	-	-	-	-	-
5-Yr Avg	21,458,516	25,121,799	31,388,707	30,481,933	44,991,353	62,343,794	56,793,168	51,280,655	47,966,657	42,918,061	37,284,259	29,988,374	21,036,614



**Nueces County, Texas  
Statement of Net Position  
Internal Service Fund  
February 28, 2021**

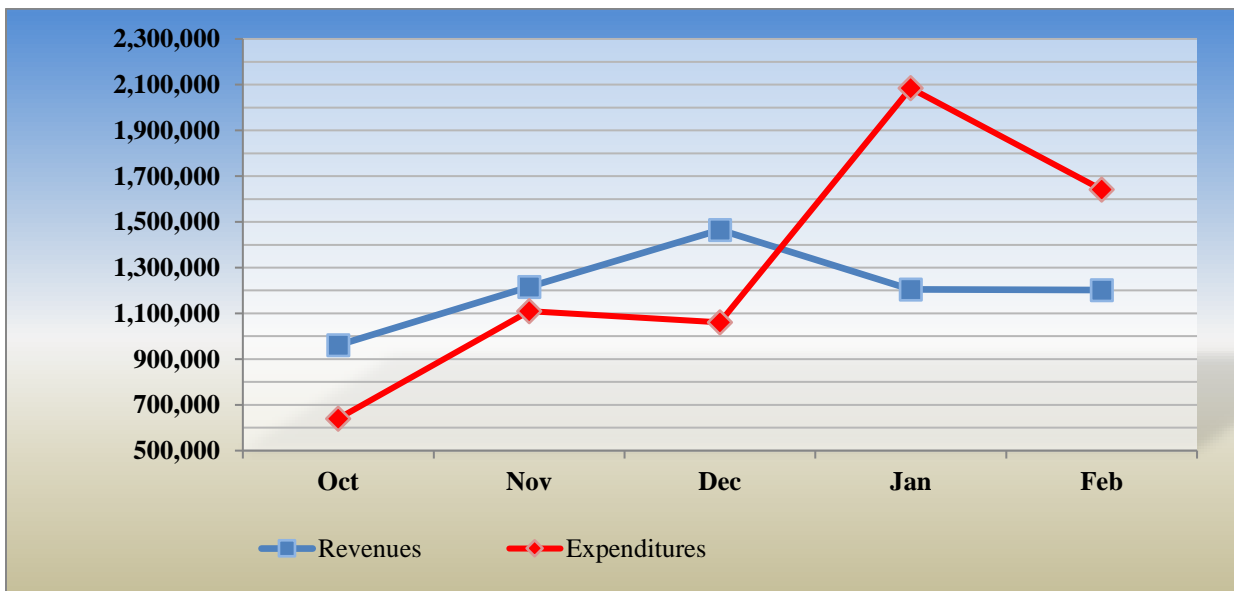
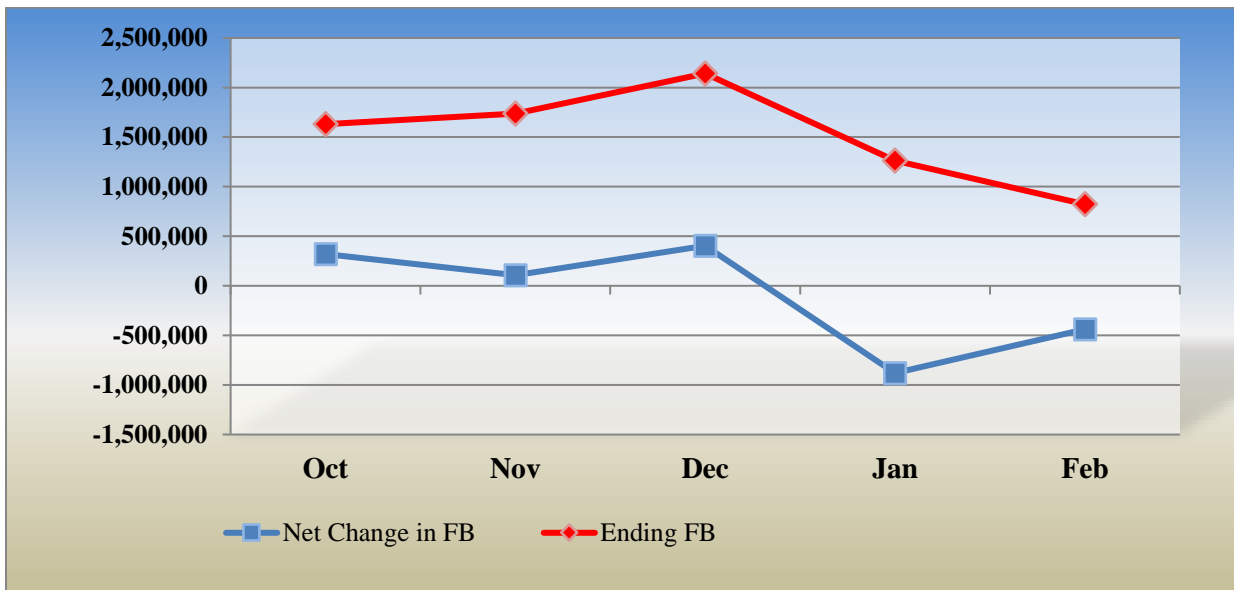
	<u>Workers Compensation</u>	<u>General Liability</u>	<u>Group Health</u>	<u>Total Internal Service Fund</u>
<b>Assets</b>				
Cash & Cash Equivalents	\$ (152,024)	\$ 1,237,928	\$ 3,635,798	\$ 4,721,702
Investments	-	490,798	-	490,798
Accounts Receivable	-	-	54,336	54,336
Due From Other Funds	-	115,483	-	115,483
Total Assets	<u>\$ (152,024)</u>	<u>\$ 1,844,209</u>	<u>\$ 3,690,134</u>	<u>\$ 5,382,319</u>
<b>Liabilities and Net Position</b>				
<b>Liabilities</b>				
Accounts Payable	\$ -	\$ -	\$ 964,160	\$ 964,160
Due To Other Funds	-	-	2,700,000	2,700,000
Estimated Claims	-	895,701	-	895,701
Total Liabilities	<u>\$ -</u>	<u>\$ 895,701</u>	<u>\$ 3,664,160</u>	<u>\$ 4,559,861</u>
<b>Net Position</b>				
Unassigned	<u>(152,024)</u>	<u>948,508</u>	<u>25,974</u>	<u>822,458</u>
Total Net Position	<u>(152,024)</u>	<u>948,508</u>	<u>25,974</u>	<u>822,458</u>
Total Liabilities and Fund Balances	<u>\$ (152,024)</u>	<u>\$ 1,844,209</u>	<u>\$ 3,690,134</u>	<u>\$ 5,382,319</u>

**Nueces County, Texas**  
**Statement of Revenue, Expenditures and Changes in Net Position**  
**Internal Service Fund**  
**February 28, 2021**

	<u>Workers Compensation</u>	<u>General Liability</u>	<u>Group Health</u>	<u>Total Internal Service Fund</u>
<b>Revenues</b>				
Charges for Services	\$ -	\$ 931,935	\$ 5,101,833	\$ 6,033,768
Intergovernmental Revenue	-	-	-	-
Interest & Investment Income	66	350	782	1,197
Refunds & Reimbursements	-	-	13,558	13,558
Other Income	-	-	468	468
Total Revenues	<u>\$ 66</u>	<u>\$ 932,285</u>	<u>\$ 5,116,641</u>	<u>\$ 6,048,991</u>
<b>Expenditures</b>				
Office Expense & Supplies	\$ -	\$ 428	\$ -	\$ 428
Food & Kitchen Supplies	-	-	-	-
Maint & Repair - Equipment & Vehicles	-	8,726	-	8,726
Maint & Repair - Buildings & Grounds	-	10,890	-	10,890
Professional Services	-	42,500	5,171,148	5,213,648
Other Services & Charges	496,481	37,789	290,031	824,301
Capital Outlay	-	-	-	-
Insurance Admin Costs	-	-	479,257	479,257
Total Expenditures	<u>\$ 496,481</u>	<u>\$ 100,333</u>	<u>\$ 5,940,435</u>	<u>\$ 6,537,249</u>
<b>Other Financing Sources (Uses)</b>				
Transfers-In	\$ -	\$ -	\$ -	\$ -
Transfers-Out	<u>-</u>	<u>-</u>	<u>-</u>	<u>-</u>
Total Other Financing Sources (Uses)	<u>\$ -</u>	<u>\$ -</u>	<u>\$ -</u>	<u>\$ -</u>
Change in Net Position	\$ (496,415)	\$ 831,951	\$ (823,794)	\$ (488,258)
Net Position Beginning 10/01/2020	<u>344,391</u>	<u>116,556</u>	<u>849,769</u>	<u>1,310,716</u>
Net Position Ending 2/28/2021	<u><u>\$ (152,024)</u></u>	<u><u>\$ 948,508</u></u>	<u><u>\$ 25,974</u></u>	<u><u>\$ 822,458</u></u>

**Nueces County, Texas**  
**Change in Fund Balance – Current YTD**  
**Internal Service Fund**  
**February 28, 2021**

Period	Oct	Nov	Dec	Jan	Feb	Mar	Apr	May	Jun	Jul	Aug	Sep
Starting FB	1,310,716	1,631,577	1,737,662	2,141,586	1,261,568	822,458	559,853	1,695,098	1,881,485	2,067,872	2,254,259	2,440,646
Revenues	961,175	1,216,311	1,061,395	2,084,452	1,640,863	1,607,968	110,006	-	-	-	-	-
Transfers In	-	-	-	-	-	-	-	-	-	-	-	-
Expenditures	640,315	1,110,225	1,061,395	2,084,452	1,640,863	1,607,968	110,006	-	-	-	-	-
Transfers Out	-	-	-	-	-	-	-	-	-	-	-	-
Ending FB	1,631,577	1,737,662	2,141,586	1,261,568	822,458	559,853	1,695,098	1,881,485	2,067,872	2,254,259	2,440,646	2,627,033





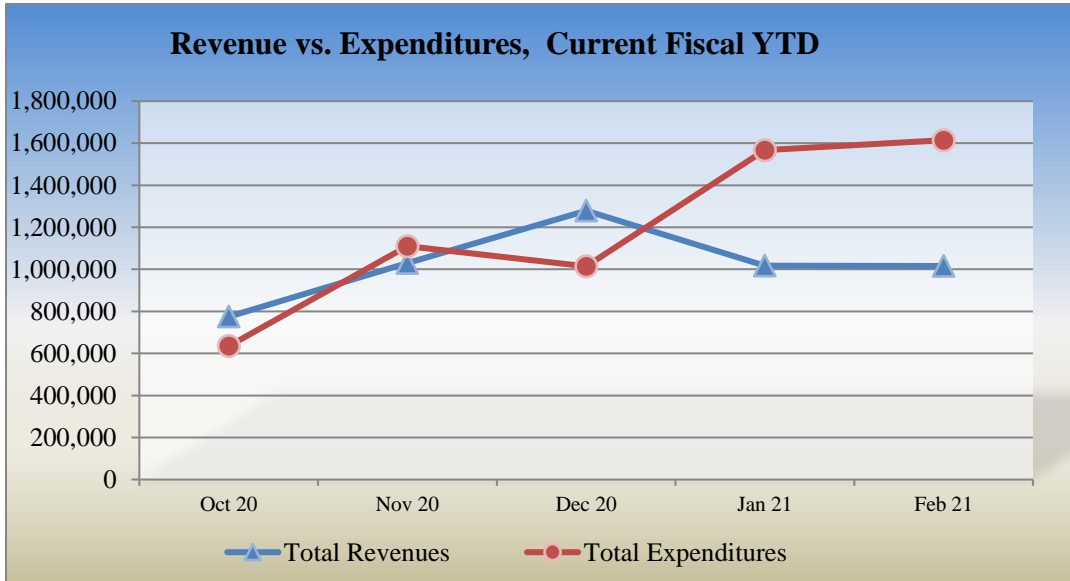
**Nueces County, Texas**  
**Comparison of Current Year to Prior Year Revenues**  
**February 2020 vs. February 2021**  
**Group Health**

	2020 - 2021 Current Year-to-Date <u>Actual</u>	2019 - 2020 Prior Year-to-Date <u>Actual</u>	Increase (Decrease)	Current to Prior Year Percent Change
Charges for Services	\$ 5,101,833	\$ 5,008,654	\$ 93,178	2%
Interest & Investment Income	782	21,465	(20,683)	-96%
Other Income	468	-	468	-
Refunds & Reimbursements	13,558	5,791	7,767	134%
Total Revenues	<u>\$ 5,116,641</u>	<u>\$ 5,035,910</u>	<u>\$ 80,731</u>	2%

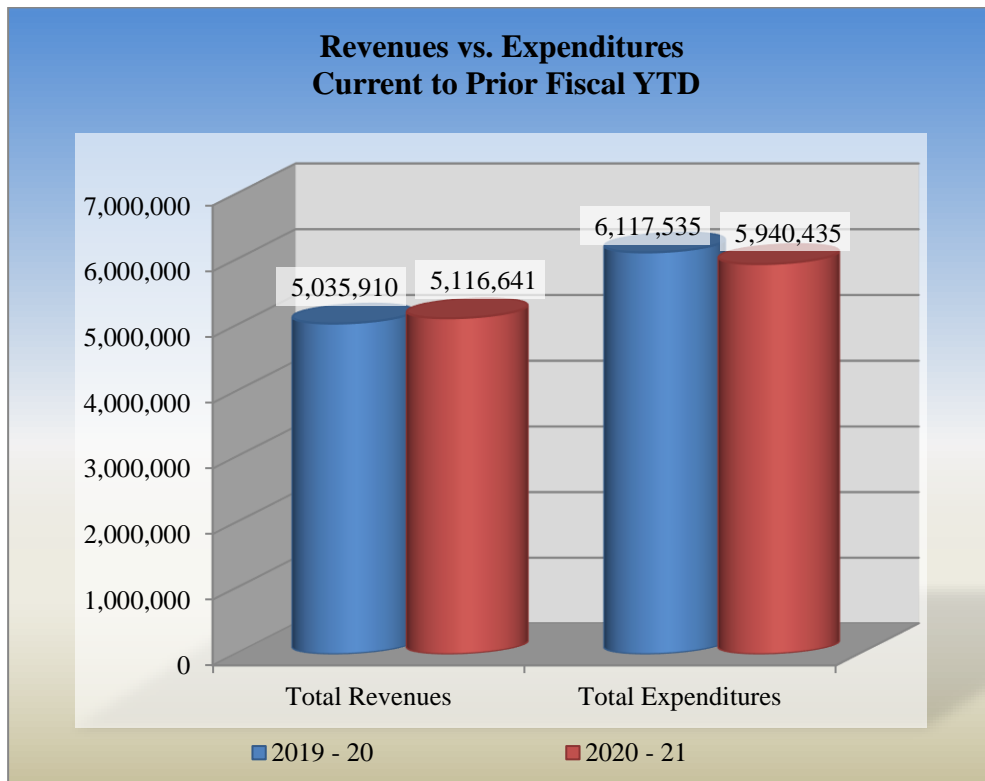
**Nueces County, Texas**  
**Comparison of Current Year to Prior Year Expenses**  
**February 2020 vs. February 2021**  
**Group Health**

	2020 - 2021 Current Year-to-Date <u>Actual</u>	2019 - 2020 Prior Year-to-Date <u>Actual</u>	Increase (Decrease)	Current to Prior Year Percent Change
Food & Kitchen Expense	\$ -	\$ 5,527	\$ (5,527)	-100%
Insurance Fund Costs	479,257	387,289	91,967	24%
Other Services and Charges	290,031	247,386	42,645	17%
Professional Services	5,171,148	5,477,285	(306,137)	-6%
Office Expenses & Supplies	-	48	(48)	-100%
Total Expenses	<u>\$ 5,940,435</u>	<u>\$ 6,117,535</u>	<u>\$ (177,100)</u>	-3%
Net Income / (Loss)	<u>\$ (823,794)</u>	<u>\$ (1,081,625)</u>	<u>\$ 257,831</u>	<u>-24%</u>

**Nueces County, Texas**  
**Monthly and Year to Prior Year**  
**Comparison Charts**  
**Group Health Fund**  
**2020 - 2021 Individual Month Comparison**



Fiscal Period	Oct 20	Nov 20	Dec 20	Jan 21	Feb 21
Revenues	774,654	1,029,861	1,278,858	1,018,003	1,015,265
Expenditures	634,693	1,110,225	1,014,579	1,566,325	1,614,613



**BUDGET STATUS**  
**REVENUE**  
(Unaudited)

**Nueces County, Texas**  
**Statement of Revenues Budget to Actual**  
**General Fund**  
**February 28, 2021**

	Original FY 2020/21 Budget	Adjusted FY 2020/21 Budget	Year to Date Activity	Remaining Balance	Percent of Budget Collected
<b>Taxes</b>					
Current Property Taxes	\$ 81,743,655	\$ 81,743,655	\$ 75,835,346	\$ 5,908,309	92.8%
Delinquent Property Taxes	1,410,000	1,410,000	275,969	1,134,031	19.6%
Penalties & Interest	715,000	715,000	175,389	539,611	24.5%
Other Taxes	413,000	413,000	105,235	307,765	25.5%
Fees of Office	3,974,100	3,974,100	1,474,402	2,499,698	37.1%
Fines and Forfeitures	1,310,000	1,310,000	387,031	922,969	29.5%
Licenses and Permits	170,000	170,000	17,498	152,502	10.3%
Motor Vehicle Services	4,180,000	4,180,000	290,294	3,889,706	6.9%
Intergovernmental Revenue	5,149,216	5,149,216	1,255,502	3,893,714	24.4%
Housing Inmates	300,000	300,000	171,408	128,592	57.1%
Charges for Services	532,870	532,870	367,875	164,995	69.0%
Investment Income	961,230	961,230	11,061	950,169	1.2%
Rental & Commissions	725,000	725,000	17,187	707,813	2.4%
Refunds & Reimbursements	155,000	155,000	35,921	119,079	23.2%
Sale of Printed Materials	12,000	12,000	668	11,332	5.6%
Other Income	119,500	119,500	14,417	105,083	12.1%
Transfers In	1,635,354	1,635,354	-	1,635,354	0.0%
<b>Total General Fund Revenues</b>	<b>\$ 103,505,925</b>	<b>\$ 103,505,925</b>	<b>\$ 80,435,203</b>	<b>\$ 23,070,722</b>	<b>77.7%</b>

**Comparison of Current Year to Prior Year Revenues**  
**General Fund**  
**February 2020 vs February 2021**

	2020-2021 Fiscal Year to Date Actual	2019-2020 Prior Year to Date Actual	Increase (Decrease)	Current to Prior Year Percentage Change
<b>Taxes</b>				
Current Property Taxes	\$ 75,835,346	\$ 74,957,881	\$ 877,466	1.2%
Delinquent Property Taxes	275,969	542,889	(266,920)	-49.2%
Penalties & Interest	175,389	154,293	21,097	13.7%
Other Taxes	105,235	217,582	(112,347)	-51.6%
Fees of Office	1,474,402	1,674,325	(199,923)	-11.9%
Fines and Forfeitures	387,031	550,509	(163,478)	-29.7%
Licenses and Permits	17,498	37,711	(20,213)	-53.6%
Motor Vehicle Services	290,294	395,935	(105,641)	-26.7%
Intergovernmental Revenue	1,255,502	1,689,106	(433,603)	-25.7%
Housing Inmates	171,408	237,423	(66,015)	-27.8%
Charges for Services	367,875	282,306	85,569	30.3%
Investment Income	11,061	334,692	(323,631)	-96.7%
Rental & Commissions	17,187	692,928	(675,741)	-97.5%
Refunds & Reimbursements	35,921	39,871	(3,949)	-9.9%
Sale of Printed Materials	668	731	(63)	-8.6%
Other Income	14,417	25,321	(10,904)	-43.1%
<b>Total General Fund Revenues</b>	<b>\$ 80,435,203</b>	<b>\$ 81,833,499</b>	<b>\$ (1,398,296)</b>	<b>-1.7%</b>

**Nueces County, Texas**  
**Statement of Revenues Budget to Actual**  
**Road and Bridge Fund**  
**February 28, 2021**

<b>Road &amp; Bridge</b>	Original FY 2020 / 21 Budget	Adjusted FY 2020 / 21 Budget	Year to Date Activity	Remaining Balance	Percent of Budget Collected
<b>Taxes</b>					
Current Property Taxes	\$ 1,175,004	\$ 1,175,004	\$ 1,098,197	\$ 76,807	93.5%
Delinquent Property Taxes	33,000	33,000	3,983	29,017	12.1%
Penalties & Interest	11,000	11,000	2,452	8,548	22.3%
Other Taxes	600	600	-	600	0.0%
Licenses and Permits	7,000	7,000	1,214	5,786	17.3%
Motor Vehicle Services	3,260,000	3,260,000	1,268,817	1,991,183	38.9%
Intergovernmental Revenue	180,000	180,000	95,677	84,323	53.2%
Investment Income	28,500	28,500	150	28,350	0.5%
Refunds & Reimbursements	2,500	2,500	2,585	(85)	103.4%
Transfers In	2,620,000	2,620,000	402,162	2,217,838	15.3%
<b>Subtotal Road &amp; Bridge Revenues</b>	<b>\$ 7,317,604</b>	<b>\$ 7,317,604</b>	<b>\$ 2,875,237</b>	<b>\$ 4,442,367</b>	<b>39.3%</b>
<b>Engineering</b>					
Transfers In	\$ 584,140	\$ 584,140	\$ -	\$ 584,140	0.0%
<b>Subtotal Engineering</b>	<b>\$ 584,140</b>	<b>\$ 584,140</b>	<b>\$ -</b>	<b>\$ 584,140</b>	<b>0.0%</b>
<b>Road Right of Way</b>					
Investment Income	\$ -	\$ -	\$ -	\$ -	0.0%
<b>Subtotal Road Right of Way</b>	<b>\$ -</b>	<b>\$ -</b>	<b>\$ -</b>	<b>\$ -</b>	<b>0.0%</b>
<b>Total Road &amp; Bridge Revenues</b>	<b>\$ 7,901,744</b>	<b>\$ 7,901,744</b>	<b>\$ 2,875,237</b>	<b>\$ 5,026,507</b>	<b>36.4%</b>

**Comparison of Current Year to Prior Year Revenues**  
**Road and Bridge Fund**  
**February 2020 vs February 2021**

<b>Road &amp; Bridge</b>	2020 - 21 Fiscal Year to Date Actual	2019 - 20 Prior Year to Date Actual	Increase (Decrease)	Current to Prior Year Percentage Change
<b>Taxes</b>				
Current Property Taxes	\$ 1,098,197	\$ 1,097,957	\$ 240	0.0%
Delinquent Property Taxes	3,983	8,021	(4,037)	-50.3%
Penalties & Interest	2,452	2,558	(106)	-4.1%
Other Taxes	-	-	-	0.0%
Licenses and Permits	1,214	-	1,214	0.0%
Motor Vehicle Services	1,268,817	1,344,093	(75,276)	-5.6%
Intergovernmental Revenue	95,677	111,332	(15,654)	-14.1%
Investment Income	150	16,200	(16,050)	-99.1%
Refunds & Reimbursements	2,585	61,350	(58,765)	-95.8%
Other Income	-	113	(113)	-100.0%
Transfers In	402,162	2,191	399,971	18,258.3%
<b>Total Road &amp; Bridge Revenues</b>	<b>\$ 2,875,237</b>	<b>\$ 2,643,814</b>	<b>\$ 231,423</b>	<b>8.8%</b>

**Nueces County, Texas**  
**Statement of Revenues Budget to Actual**  
**Inland and Coastal Parks**  
**February 28, 2021**

	Original FY 2020 / 21 Budget	Adjusted FY 2020 / 21 Budget	Year to Date Activity	Remaining Balance	Percent of Budget Collected
<b><u>Inland Parks</u></b>					
Investment Income	\$ 8,000	\$ 8,000	\$ 12	\$ 7,988	0.1%
Refunds & Reimbursements	-	-	5	(5)	0.0%
Operating Transfers-In	<u>1,765,000</u>	<u>1,765,000</u>	<u>870,000</u>	<u>895,000</u>	49.3%
<b>Total - Inland Parks</b>	<b>\$ <u>1,773,000</u></b>	<b>\$ <u>1,773,000</u></b>	<b>\$ <u>870,017</u></b>	<b>\$ <u>902,983</u></b>	49.1%
<b><u>Coastal Parks</u></b>					
Intergovernmental Revenues	\$ 110,000	\$ 110,000	\$ -	\$ 110,000	0.0%
Investment Income	9,000	9,000	381	8,620	4.2%
Rentals & Commissions	730,000	730,000	107,589	622,411	14.7%
Padre Balli Park	-	-	134,826	(134,826)	0.0%
I.B. Magee Park	35,000	35,000	157,177	(122,177)	449.1%
Refunds & Reimbursements	500	500	468	32	93.6%
Padre Balli-Commodity Sales	6,250	6,250	23	6,227	0.4%
Other Income	500	500	30	470	6.0%
Operating Transfers-In	<u>1,565,000</u>	<u>1,565,000</u>	<u>335,000</u>	<u>1,230,000</u>	21.4%
<b>Subtotal - Coastal Parks</b>	<b>\$ <u>2,751,250</u></b>	<b>\$ <u>2,751,250</u></b>	<b>\$ <u>1,095,334</u></b>	<b>\$ <u>1,655,916</u></b>	39.8%
<b><u>Beach Improvements</u></b>					
Rentals & Commissions	\$ 135,000	\$ 135,000	\$ -	\$ 135,000	0.0%
Padre Balli Park	-	-	-	-	0.0%
I.B. McGee Park	-	-	28,674	(28,674)	0.0%
<b>Subtotal - Beach Improvements</b>	<b>\$ <u>135,000</u></b>	<b>\$ <u>135,000</u></b>	<b>\$ <u>28,674</u></b>	<b>\$ <u>106,326</u></b>	21.2%
<b><u>Pier Fund</u></b>					
Rentals & Commissions	\$ 10,000	\$ 10,000	\$ -	\$ 10,000	0.0%
Padre Balli Park	153,342	153,342	-	153,342	0.0%
Refunds & Reimbursements	4,500	4,500	-	4,500	0.0%
Padre Balli - Commodity Sales	23,500	23,500	-	23,500	0.0%
Other Income	-	-	-	-	0.0%
<b>Subtotal - Pier Fund</b>	<b>\$ <u>191,342</u></b>	<b>\$ <u>191,342</u></b>	<b>\$ <u>-</u></b>	<b>\$ <u>191,342</u></b>	0.0%
<b>Total Coastal Parks</b>	<b>\$ <u><u>3,077,592</u></u></b>	<b>\$ <u><u>3,077,592</u></u></b>	<b>\$ <u><u>1,124,008</u></u></b>	<b>\$ <u><u>1,953,584</u></u></b>	37%

**Nueces County, Texas**  
**Comparison of Current Year to Prior Year Revenues**  
**Inland and Coastal Parks**  
**February 2020 vs February 2021**

	2020 - 21 Fiscal Year to Date <u>Actual</u>	2019 - 20 Prior Year to Date <u>Actual</u>	Increase <u>(Decrease)</u>	Current to Prior Year Percentage <u>Change</u>
<b><u>Inland Parks</u></b>				
Investment Income	\$ 12	\$ 2,601	\$ (2,589)	-100%
Operating Transfers-In	870,000	400,000	470,000	118%
Refunds & Reimbursements	<u>5</u>	<u>-</u>	<u>5</u>	0%
<b>Total - Inland Parks</b>	<b>\$ <u>870,017</u></b>	<b>\$ <u>402,601</u></b>	<b>\$ <u>467,417</u></b>	116%
<b><u>Coastal Parks</u></b>				
Investment Income	\$ 381	\$ 8,969	\$ (8,588)	-96%
Rentals & Commissions	107,589	51,403	56,187	109%
Padre Balli Park	134,826	134,326	500	0%
I.B. Magee Park	157,177	16,050	141,127	879%
Refunds & Reimbursements	468	21	448	2183%
Padre Balli-Commodity Sales	23	125	(102)	-81%
Sale of Assets	-	-	-	0%
Operating Transfers-In	<u>335,000</u>	<u>175,000</u>	<u>160,000</u>	91%
<b>Subtotal - Coastal Parks</b>	<b>\$ <u>1,095,334</u></b>	<b>\$ <u>385,831</u></b>	<b>\$ <u>709,504</u></b>	184%
<b><u>Beach Improvements</u></b>				
Rentals & Commissions	\$ -	\$ -	\$ -	0%
Padre Balli Park	-	50,880	(50,880)	-100%
I.B. McGee Park	<u>28,674</u>	<u>19,346</u>	<u>9,328</u>	48%
<b>Subtotal - Beach Improvements</b>	<b>\$ <u>28,674</u></b>	<b>\$ <u>70,226</u></b>	<b>\$ <u>(41,552)</u></b>	-59%
<b><u>Pier Fund</u></b>				
Rentals & Commissions	\$ -	\$ 2,462	\$ (2,462)	-100%
Padre Balli Park	-	78,540	(78,540)	-100%
Padre Balli - Commodity Sales	-	4,384	(4,384)	-100%
Other Income	<u>-</u>	<u>88</u>	<u>(88)</u>	-100%
<b>Subtotal - Pier Fund</b>	<b>\$ <u>-</u></b>	<b>\$ <u>85,474</u></b>	<b>\$ <u>(85,474)</u></b>	-100%
<b>Total Coastal Parks</b>	<b>\$ <u>1,124,008</u></b>	<b>\$ <u>541,531</u></b>	<b>\$ <u>582,478</u></b>	108%

**Nueces County, Texas**  
**Statement of Revenues Budget to Actual**  
**Airport Fund**  
**February 28, 2021**

	Original FY 2020 / 21 Budget	Adjusted FY 2020 / 21 Budget	Year to Date Activity	Remaining Balance	Percent of Budget Collected
4610 Investment Income	\$ 2,700	\$ 2,700	\$ 35	\$ 2,665	1%
4711 Rent Hangar 1	2,160	2,160	1,080	1,080	50%
4712 Rent Hangar 2	2,160	2,160	900	1,260	42%
4713 Rent Hangar 3	2,160	2,160	900	1,260	42%
4714 Rent Hangar 4	2,160	2,160	1,080	1,080	50%
4715 Rent Hangar 5	2,160	2,160	1,440	720	67%
4716 Rent Hangar 6	2,160	2,160	900	1,260	42%
4717 Rent Hangar 7	2,160	2,160	900	1,260	42%
4718 Rent Hangar 8	2,160	2,160	1,080	1,080	50%
4719 Rent Hangar 9	2,160	2,160	900	1,260	42%
4720 Rent Hangar 10	2,160	2,160	1,080	1,080	50%
4700 Rent Hangar 11	3,000	3,000	1,250	1,750	42%
4701 Rent Hangar 12	3,000	3,000	2,250	750	75%
4704 Rent Hangar 13	3,000	3,000	3,000	-	100%
4723 Rent Hangar 14	3,000	3,000	1,250	1,750	42%
4724 Rent Hangar 15	3,000	3,000	1,250	1,750	42%
4731 Rent Hangar 16	3,000	3,000	1,250	1,750	42%
4732 Rent Hangar 17	3,000	3,000	1,250	1,750	42%
4733 Rent Hangar 18	3,000	3,000	1,250	1,750	42%
4734 Rent Hangar 19	3,000	3,000	1,250	1,750	42%
4735 Rent Hangar 20	3,000	3,000	3,000	-	100%
4726 Rent Hangar Space H2	-	-	4,525	(4,525)	0%
4726 Rent Hangar M1 (vacant)	1,440	1,440	-	1,440	0%
4727 Rent Hangar M2 (vacant)	1,440	1,440	-	1,440	0%
4728 Rent Hangar Space M3	13,212	13,212	5,505	7,707	42%
4729 Rent Hangar Space M4	1,440	1,440	600	840	42%
4730 Rent Hangar Space M5	1,440	1,440	720	720	50%
4065 Rentals and	15,528	15,528	-	15,528	0%
4736 Rent - Williams Hangar	9,900	9,900	4,950	4,950	50%
4709 Farmland Rent	13,950	13,950	16,612	(2,662)	119%
4710 Private Hangars (3)	3,167	3,167	-	3,167	0%
Other Service charges	300	300	166	134	55%
Commodity Sales	7,410	7,410	7,693	(283)	104%
Transfers In	76,080	76,080	19,020	57,060	25%
Overage (Shortage)	-	-	0	(0)	0%
<b>Total Airport</b>	<b>\$ 199,607</b>	<b>\$ 199,607</b>	<b>\$ 87,085</b>	<b>\$ 112,522</b>	<b>44%</b>

**Commodity Sales Detail**

4815 Aviation Fuel Sales - Cash	\$ 378
4739 Aviation Fuel Sales - Credit Card	37,447
4816 Cost of Sales	(27,351)
4831 Credit Card Sales Charges	(2,781)
<b>Total Commodity Sales</b>	<b>\$ 7,693</b>





**BUDGET STATUS**  
**EXPENDITURES**  
(Unaudited)

**Nueces County, Texas**  
**Statement of Expenditures Budget to Actual**  
**General Fund**  
**February 28, 2021**

	Original FY 2020 / 21 Budget	Adjusted FY 2020 / 21 Budget	Year to Date Activity	Available Balance	Percent of Budget Available
<b>General Government</b>					
<b>0110 General Fund Administration</b>					
Office Expense & Supplies	\$ -	\$ -	\$ -	\$ -	<b>0.0%</b>
Capital Outlay	-	-	-	-	<b>0.0%</b>
Total	\$ -	\$ -	\$ -	\$ -	<b>0.0%</b>
<b>1010 County Commissioner Prec 1</b>					
Salaries	\$ 121,531	\$ 121,531	\$ 47,874	\$ 73,657	<b>60.6%</b>
Employee Benefits	35,100	35,100	13,970	21,130	<b>60.2%</b>
Other Personnel Expense	9,540	9,540	3,929	5,611	<b>58.8%</b>
Office Expense & Supplies	1,700	1,700	1,062	638	<b>37.6%</b>
Telephone & Utilities	1,142	1,142	380	762	66.7%
Maintenance & Repair	150	150	-	150	100.0%
Professional Services	2,700	2,700	-	2,700	100.0%
Other Services & Charges	150	150	-	150	100.0%
Travel	1,121	1,121	-	1,121	100.0%
Total	\$ 173,134	\$ 173,134	\$ 67,214	\$ 105,920	<b>61.2%</b>
<b>1020 County Commissioner Prec 2</b>					
Salaries	\$ 133,072	\$ 133,072	\$ 52,152	\$ 80,920	<b>60.8%</b>
Other Salary & Supplements	1,200	1,200	462	739	<b>61.5%</b>
Employee Benefits	37,870	37,870	15,512	22,358	<b>59.0%</b>
Other Personnel Expense	9,540	9,540	3,894	5,646	<b>59.2%</b>
Office Expense & Supplies	2,700	2,700	763	1,937	71.8%
Telephone & Utilities	1,390	1,390	570	820	<b>59.0%</b>
Maintenance & Repair	-	-	-	-	<b>0.0%</b>
Professional Services	1,200	1,200	40	1,160	96.7%
Other Services & Charges	-	-	-	-	<b>0.0%</b>
Travel	2,768	2,768	105	2,663	96.2%
Total	\$ 189,740	\$ 189,740	\$ 73,497	\$ 116,243	<b>61.3%</b>
<b>1030 County Commissioner Prec 3</b>					
Salaries	\$ 128,989	\$ 128,989	\$ 50,701	\$ 78,288	<b>60.7%</b>
Other Salary & Supplements	1,800	1,800	692	1,108	<b>61.5%</b>
Employee Benefits	49,169	49,169	21,325	27,844	<b>56.6%</b>
Other Personnel Expense	9,540	9,540	3,894	5,646	<b>59.2%</b>
Office Expense & Supplies	2,200	2,200	246	1,954	88.8%
Telephone & Utilities	970	970	380	590	<b>60.8%</b>
Maintenance & Repair	300	300	-	300	100.0%
Professional Services	1,400	1,400	-	1,400	100.0%
Other Services & Charges	300	300	-	300	100.0%
Other Expenses	-	-	-	-	<b>0.0%</b>
Travel	3,100	3,100	-	3,100	100.0%
Total	\$ 197,768	\$ 197,768	\$ 77,238	\$ 120,530	<b>60.9%</b>

	Original FY 2020 / 21 Budget	Adjusted FY 2020 / 21 Budget	Year to Date Activity	Available Balance	Percent of Budget Available
<b>1040 County Commissioner Prec 4</b>					
Salaries	\$ 123,498	\$ 123,498	\$ 35,096	\$ 88,402	71.6%
Employee Benefits	27,723	27,723	8,889	18,834	67.9%
Other Personnel Expense	9,540	9,540	3,181	6,359	66.7%
Office Expense & Supplies	1,218	1,218	378	840	69.0%
Telephone & Utilities	970	970	190	780	80.4%
Maintenance & Repair	150	150	-	150	100.0%
Professional Services	700	700	185	515	73.6%
Other Services & Charges	-	-	-	-	0.0%
Travel	2,850	2,850	-	2,850	100.0%
Total	\$ 166,649	\$ 166,649	\$ 47,918	\$ 118,731	71.2%
<b>1120 County Judge</b>					
Salaries	\$ 231,128	\$ 231,128	\$ 87,467	\$ 143,661	62.2%
Salaries Overtime	-	-	-	-	0.0%
Other Salary & Supplements	15,000	15,000	6,250	8,750	58.3%
Employee Benefits	65,982	65,982	26,848	39,134	59.3%
Other Personnel Expense	9,540	9,540	3,894	5,646	59.2%
Office Expense & Supplies	2,675	2,675	988	1,687	63.0%
Telephone & Utilities	5,732	5,732	2,659	3,073	53.6%
Maintenance & Repair	177	177	46	131	73.9%
Professional Services	1,500	1,500	-	1,500	100.0%
Other Services & Charges	500	500	-	500	100.0%
Travel	3,850	3,850	-	3,850	100.0%
Total	\$ 336,084	\$ 336,084	\$ 128,153	\$ 207,931	61.9%
<b>1121 CCMGT Support</b>					
Salaries	\$ 420,036	\$ 420,036	\$ 125,575	\$ 294,461	70.1%
Other Salary & Supplements	4,200	4,200	6,521	(2,321)	-55.3%
Employee Benefits	131,888	131,888	44,287	87,601	66.4%
Other Personnel Expense	2,160	2,160	1,163	997	46.2%
Office Expense & Supplies	2,200	2,200	2,406	(206)	-9.4%
Telephone & Utilities	1,720	1,720	760	960	55.8%
Professional Services	2,017	2,017	198	1,819	90.2%
Other Services & Charges	400	400	-	400	100.0%
Other Expenses	6,803	6,803	2,223	4,580	67.3%
Travel	2,997	2,997	-	2,997	100.0%
Total	\$ 574,421	\$ 574,421	\$ 183,278	\$ 391,143	68.1%

	Original FY 2020 / 21 Budget	Adjusted FY 2020 / 21 Budget	Year to Date Activity	Available Balance	Percent of Budget Available
<b>1122 Grants Administration</b>					
Salaries	\$ 138,258	\$ 138,258	\$ 49,465	\$ 88,793	64.2%
Other Salary & Supplements	1,200	1,200	462	739	61.5%
Employee Benefits	58,379	58,379	23,840	34,539	59.2%
Other Personnel Expense	6,480	6,480	2,492	3,988	61.5%
Office Expense & Supplies	3,055	3,055	2,158	897	29.4%
Telephone & Utilities	2,140	2,140	760	1,380	64.5%
Maintenance & Repair	220	220	-	220	100.0%
Professional Services	3,471	3,471	77	3,394	97.8%
Other Services & Charges	2,264	2,264	1,075	1,189	52.5%
Other Expenses	2,508	2,508	844	1,664	66.3%
Travel	3,700	3,700	-	3,700	100.0%
Total	\$ 221,675	\$ 221,675	\$ 81,173	\$ 140,502	63.4%
<b>1125 Risk Management</b>					
Salaries	\$ 124,696	\$ 124,696	\$ 44,087	\$ 80,609	64.6%
Salaries Overtime	-	-	-	-	0.0%
Other Salary & Supplements	1,440	1,440	554	886	61.5%
Employee Benefits	35,855	35,855	13,690	22,165	61.8%
Other Personnel Expense	5,760	5,760	2,215	3,545	61.5%
Office Expense & Supplies	10,050	10,050	139	9,911	98.6%
Food & Kitchen Expenses	-	-	-	-	0.0%
Telephone & Utilities	1,800	1,800	531	1,269	70.5%
Maintenance & Repair	200	200	-	200	100.0%
Professional Services	31,560	31,560	21,292	10,268	32.5%
Other Services & Charges	1,800	1,800	500	1,300	72.2%
Other Expenses	1,628	1,628	1,000	628	38.6%
Travel	3,000	3,000	-	3,000	100.0%
Total	\$ 217,789	\$ 217,789	\$ 84,009	\$ 133,780	61.4%

	Original FY 2020 / 21 Budget	Adjusted FY 2020 / 21 Budget	Year to Date Activity	Available Balance	Percent of Budget Available
<b>1130 County Attorney</b>					
Salaries	\$ 1,190,992	\$ 1,190,992	\$ 402,546	\$ 788,446	66.2%
Salaries Overtime	-	-	-	-	<b>0.0%</b>
Other Salary & Supplements	26,863	26,863	7,938	18,925	70.4%
Employee Benefits	431,034	431,034	160,459	270,575	62.8%
Other Personnel Expense	26,580	26,580	9,850	16,730	62.9%
Office Expense & Supplies	29,500	29,500	3,919	25,581	86.7%
Telephone & Utilities	4,112	4,112	950	3,162	76.9%
Maintenance & Repair	800	800	-	800	100.0%
Professional Services	25,182	25,182	5,209	19,973	79.3%
Other Services & Charges	9,724	9,724	2,599	7,125	73.3%
Other Expenses	12,939	12,939	3,550	9,389	72.6%
Travel	4,600	4,600	-	4,600	100.0%
Total	\$ 1,762,326	\$ 1,762,326	\$ 597,020	\$ 1,165,306	66.1%
<b>1160 County Clerk</b>					
Salaries	\$ 539,950	\$ 539,950	\$ 154,939	\$ 385,011	71.3%
Salaries Overtime	6,000	10,929	10,929	0	<b>0.0%</b>
Other Salary & Supplements	5,040	1,440	554	886	<b>61.5%</b>
Employee Benefits	229,412	229,412	85,291	144,121	62.8%
Other Personnel Expense	7,020	7,020	2,925	4,095	<b>58.3%</b>
Office Expense & Supplies	22,152	22,152	4,811	17,341	78.3%
Telephone & Utilities	2,050	2,050	380	1,670	81.5%
Maintenance & Repair	750	750	-	750	100.0%
Professional Services	2,700	2,700	633	2,068	76.6%
Other Services & Charges	1,700	1,700	275	1,425	83.8%
Other Expenses	8,886	8,886	2,835	6,051	68.1%
Travel	4,000	2,671	-	2,671	100.0%
Total	\$ 829,660	\$ 829,660	\$ 263,571	\$ 566,089	68.2%

	Original FY 2020 / 21 Budget	Adjusted FY 2020 / 21 Budget	Year to Date Activity	Available Balance	Percent of Budget Available
<b>1170 County Clerk Treasury</b>					
Salaries	\$ 203,590	\$ 203,590	\$ 72,024	\$ 131,566	64.6%
Salaries Overtime	6,000	6,000	3,828	2,172	36.2%
Other Salary & Supplements	2,160	2,160	831	1,329	61.5%
Employee Benefits	92,015	92,015	38,373	53,642	58.3%
Other Personnel Expense	1,080	1,080	415	665	61.5%
Office Expense & Supplies	25,926	25,926	1,215	24,711	95.3%
Telephone & Utilities	600	600	190	410	68.3%
Maintenance & Repair	2,750	2,750	1,741	1,009	36.7%
Professional Services	1,400	1,400	-	1,400	100.0%
Other Services & Charges	37,430	37,430	8,367	29,063	77.6%
Other Expenses	4,148	4,148	1,402	2,746	66.2%
Travel	1,800	1,800	-	1,800	100.0%
Total	\$ 378,899	\$ 378,899	\$ 128,387	\$ 250,512	66.1%
<b>1180 County Clerk Collections</b>					
Salaries	\$ 199,014	\$ 199,014	\$ 57,591	\$ 141,423	71.1%
Salaries Overtime	6,000	6,000	5,745	255	4.2%
Other Salary & Supplements	1,260	1,260	291	969	76.9%
Employee Benefits	92,298	92,298	32,534	59,764	64.8%
Office Expense & Supplies	10,700	10,700	538	10,162	95.0%
Maintenance & Repair	5,000	5,000	110	4,890	97.8%
Professional Services	16,464	16,464	49	16,415	99.7%
Other Services & Charges	10,227	10,227	225	10,002	97.8%
Other Expenses	4,248	4,248	1,402	2,846	67.0%
Travel	1,000	1,000	-	1,000	100.0%
Total	\$ 346,211	\$ 346,211	\$ 98,484	\$ 247,727	71.6%

	Original FY 2020 / 21 Budget	Adjusted FY 2020 / 21 Budget	Year to Date Activity	Available Balance	Percent of Budget Available
<b>1190 County Clerk Elections</b>					
Salaries	\$ 186,742	\$ 186,742	\$ 47,815	\$ 138,927	74.4%
Salaries Overtime	14,000	14,000	20,376	(6,376)	-45.5%
Other Salary & Supplements	5,722	5,722	323	5,399	94.4%
Employee Benefits	56,702	56,702	22,740	33,962	59.9%
Other Personnel Expense	3,504	3,504	194	3,310	94.5%
Office Expense & Supplies	28,603	28,603	22,593	6,010	21.0%
Food & Kitchen Expenses	750	926	926	0	0.0%
Telephone & Utilities	35,175	35,175	10,738	24,437	69.5%
Maintenance & Repair	25,000	25,000	4,019	20,981	83.9%
Professional Services	227,683	227,683	59,628	168,055	73.8%
Other Services & Charges	325,859	325,859	6,724	319,135	97.9%
Other Expenses	200	200	7,050	(6,850)	-3424.8%
Travel	5,000	4,824	66	4,758	98.6%
Capital Outlay	17,500	17,500	-	17,500	100.0%
Total	\$ 932,440	\$ 932,440	\$ 203,191	\$ 729,249	78.2%
<b>1200 Tax Assessor - Collector</b>					
Salaries	\$ 2,327,213	\$ 2,327,213	\$ 797,423	\$ 1,529,790	65.7%
Salaries Overtime	2,500	2,500	371	2,129	85.2%
Other Salary & Supplements	56,160	56,160	25,182	30,978	55.2%
Employee Benefits	1,062,801	1,062,801	430,694	632,107	59.5%
Other Personnel Expense	11,340	11,340	4,587	6,753	59.6%
Office Expense & Supplies	157,115	157,115	21,187	135,928	86.5%
Telephone & Utilities	1,142	1,142	190	952	83.4%
Maintenance & Repair	4,500	4,500	9	4,491	99.8%
Professional Services	26,797	26,797	18,523	8,274	30.9%
Other Services & Charges	18,177	18,177	16,437	1,740	9.6%
Other Expenses	21,761	21,761	5,562	16,199	74.4%
Travel	21,911	21,911	1,042	20,869	95.2%
Total	\$ 3,711,417	\$ 3,711,417	\$ 1,321,206	\$ 2,390,211	64.4%



	Original FY 2020 / 21 Budget	Adjusted FY 2020 / 21 Budget	Year to Date Activity	Available Balance	Percent of Budget Available
<b>1240 Information Technology</b>					
Salaries	\$ 1,233,690	\$ 1,212,542	\$ 398,708	\$ 813,834	67.1%
Salaries Overtime	500	4,518	4,517	1	0.0%
Other Salary & Supplements	10,260	10,260	1,682	8,578	83.6%
Employee Benefits	443,114	443,114	172,945	270,169	61.0%
Other Personnel Expense	2,160	62,830	61,501	1,329	2.1%
Office Expense & Supplies	18,050	18,050	2,214	15,836	87.7%
Telephone & Utilities	581,629	581,629	97,618	484,011	83.2%
Maintenance & Repair	402,000	289,460	67,837	221,623	76.6%
Professional Services	1,029,405	1,098,405	958,997	139,408	12.7%
Other Services & Charges	803	803	455	349	43.4%
Travel	6,000	6,000	-	6,000	100.0%
Total	\$ 3,727,611	\$ 3,727,611	\$ 1,766,473	\$ 1,961,138	52.6%
<b>1245 Human Resources</b>					
Salaries	\$ 321,547	\$ 321,547	\$ 113,785	\$ 207,762	64.6%
Other Salary & Supplements	3,780	3,780	1,454	2,326	61.5%
Employee Benefits	110,392	110,392	43,942	66,450	60.2%
Other Personnel Expense	2,880	2,880	1,108	1,772	61.5%
Office Expense & Supplies	3,080	3,080	4	3,076	99.9%
Telephone & Utilities	1,562	1,562	570	992	63.5%
Professional Services	48,200	48,200	42,858	5,343	11.1%
Other Expenses	5,144	5,144	1,721	3,423	66.5%
Travel	2,500	2,500	-	2,500	100.0%
Total	\$ 499,085	\$ 499,085	\$ 207,153	\$ 291,932	58.5%

	Original FY 2020 / 21 Budget	Adjusted FY 2020 / 21 Budget	Year to Date Activity	Available Balance	Percent of Budget Available
<b>1250 County Auditor</b>					
Salaries	\$ 1,253,450	\$ 1,253,450	\$ 433,867	\$ 819,584	65.4%
Salaries Overtime	5,000	5,000	14	4,987	99.7%
Other Salary & Supplements	16,420	30,420	11,913	18,507	<b>60.8%</b>
Employee Benefits	512,811	512,811	216,846	295,965	<b>57.7%</b>
Other Personnel Expense	2,160	2,160	831	1,329	<b>61.5%</b>
Office Expense & Supplies	20,000	20,000	6,754	13,246	66.2%
Telephone & Utilities	5,840	5,840	1,526	4,314	73.9%
Maintenance & Repair	750	750	211	540	71.9%
Professional Services	444,000	430,000	207,349	222,652	<b>51.8%</b>
Other Services & Charges	7,500	7,500	2,725	4,775	63.7%
Other Expenses	16,520	16,520	5,148	11,372	68.8%
Travel	15,000	15,000	38	14,962	99.7%
Total	\$ 2,299,451	\$ 2,299,451	\$ 887,220	\$ 1,412,231	<b>61.4%</b>
<b>1270 County Purchasing</b>					
Salaries	\$ 434,450	\$ 434,450	\$ 147,646	\$ 286,804	66.0%
Salaries Overtime	1,000	1,000	811	189	<b>18.9%</b>
Other Salary & Supplements	2,280	2,280	877	1,403	<b>61.5%</b>
Employee Benefits	186,722	186,722	74,221	112,501	<b>60.3%</b>
Other Personnel Expense	2,880	2,880	1,108	1,772	<b>61.5%</b>
Office Expense & Supplies	11,925	11,925	2,363	9,562	80.2%
Inventory Adjustment	-	-	-	-	<b>0.0%</b>
Food & Kitchen Expense	300	300	-	300	100.0%
Telephone & Utilities	6,720	6,720	1,959	4,761	70.8%
Maintenance & Repair	6,050	6,050	610	5,440	89.9%
Professional Services	3,000	3,000	-	3,000	100.0%
Other Services & Charges	15,302	15,302	4,979	10,323	67.5%
Other Expenses	10,856	10,856	2,026	8,831	81.3%
Travel	3,000	3,000	-	3,000	100.0%
Total	\$ 684,485	\$ 684,485	\$ 236,599	\$ 447,886	65.4%

	Original FY 2020 / 21 Budget	Adjusted FY 2020 / 21 Budget	Year to Date Activity	Available Balance	Percent of Budget Available
<b>1275 Veterans' Service</b>					
Salaries	\$ 78,957	\$ 78,957	\$ 27,940	\$ 51,017	64.6%
Salaries Overtime	-	-	-	-	0.0%
Employee Benefits	29,224	29,224	11,574	17,650	60.4%
Other Personnel Expense	2,520	2,520	969	1,551	61.5%
Office Expense & Supplies	3,650	3,650	371	3,279	89.8%
Maintenance & Repair	200	200	-	200	100.0%
Other Services & Charges	20,984	20,984	8,700	12,284	58.5%
Other Expenses	2,511	2,511	646	1,865	74.3%
Travel	2,000	2,000	139	1,861	93.0%
Total	\$ 143,080	\$ 143,080	\$ 50,909	\$ 92,171	64.4%
<b>1280 Employees' Benefits</b>					
Employee Benefits	\$ 52,276	\$ 52,276	\$ -	\$ 52,276	100.0%
Office Expense & Supplies	1,250	1,250	1,047	203	16.2%
Food & Kitchen Expenses	700	700	-	700	100.0%
Professional Services	133,260	133,260	30,998	102,262	76.7%
Other Services & Charges	14,000	14,000	1,971	12,029	85.9%
Other Expenses	1,500	1,500	-	1,500	100.0%
Total	\$ 202,986	\$ 202,986	\$ 34,017	\$ 168,969	83.2%
<b>1285 General Administration</b>					
Office Expense & Supplies	\$ 4,250	\$ 4,250	\$ 3,872	\$ 378	8.9%
Food & Kitchen Expenses	500	500	778	(278)	-55.6%
Maintenance & Repair	-	-	-	-	0.0%
Professional Services	722,350	722,350	317,055	405,295	56.1%
Special Personnel Services	-	-	-	-	0.0%
Reserve Appropriations	3,900,000	3,900,000	-	3,900,000	100.0%
Other Services & Charges	1,457,473	1,457,473	440,111	1,017,362	69.8%
Other Expenses	7,644	7,644	2,586	5,058	66.2%
Travel	13,000	13,000	(10,000)	23,000	176.9%
Total	\$ 6,105,217	\$ 6,105,217	\$ 754,403	\$ 5,350,814	87.6%
<b>Total General Government</b>	<b>\$ 23,700,128</b>	<b>\$ 23,700,128</b>	<b>\$ 7,291,112</b>	<b>\$ 16,409,016</b>	<b>69.2%</b>

	Original FY 2020 / 21 Budget	Adjusted FY 2020 / 21 Budget	Year to Date Activity	Available Balance	Percent of Budget Available
<b>Buildings &amp; Facilities</b>					
<b>1400 General Repairs - Building</b>					
Salaries	\$ 63,378	\$ 63,378	\$ 22,625	\$ 40,753	64.3%
Salaries Overtime	3,500	3,500	-	3,500	100.0%
Other Salary & Supplements	-	-	-	-	0.0%
Employee Benefits	15,730	15,730	6,493	9,237	58.7%
Office Expense & Supplies	-	-	0	(0)	0.0%
Maintenance & Repair	3,493	3,493	141	3,352	96.0%
Total	\$ 86,101	\$ 86,101	\$ 29,259	\$ 56,842	66.0%
<b>1440 Ronnie H. Polston Bldg</b>					
Salaries	\$ 32,282	\$ 32,282	\$ 11,421	\$ 20,861	64.6%
Other Salary & Supplements	-	-	231	(231)	0.0%
Employee Benefits	15,820	15,820	6,816	9,004	56.9%
Office Expense & Supplies	845	845	321	524	62.0%
Telephone & Utilities	20,366	20,366	3,173	17,193	84.4%
Maintenance & Repair	645	645	-	645	100.0%
Total	\$ 69,958	\$ 69,958	\$ 21,962	\$ 47,996	68.6%
<b>1450 Bill Bode County Building</b>					
Salaries	\$ 35,298	\$ 35,298	\$ 12,087	\$ 23,211	65.8%
Other Salary & Supplements	1,200	1,200	335	865	72.1%
Employee Benefits	18,798	18,798	7,131	11,667	62.1%
Office Expense & Supplies	840	840	246	594	70.7%
Telephone & Utilities	17,500	17,500	2,913	14,587	83.4%
Maintenance & Repair	200	200	-	200	100.0%
Total	\$ 73,836	\$ 73,836	\$ 22,712	\$ 51,124	69.2%
<b>1460 Robert N. Barnes Juv. Facility</b>					
Telephone & Utilities	\$ 273,007	\$ 273,007	\$ 77,409	\$ 195,598	71.6%
Maintenance & Repair	2,045	2,045	-	2,045	100.0%
Other Services & Charges	500	500	72	428	85.6%
Total	\$ 275,552	\$ 275,552	\$ 77,480	\$ 198,072	71.9%
<b>1465 Broadway Warehouse</b>					
Telephone & Utilities	\$ 6,950	\$ 6,950	\$ 1,630	\$ 5,320	76.5%
Maintenance & Repair	223	223	-	223	100.0%
Total	\$ 7,173	\$ 7,173	\$ 1,630	\$ 5,543	77.3%

	Original FY 2020 / 21 Budget	Adjusted FY 2020 / 21 Budget	Year to Date Activity	Available Balance	Percent of Budget Available
<b>1470 Records Management Department</b>					
Salaries	\$ 234,749	\$ 234,749	\$ 81,726	\$ 153,023	65.2%
Salaries Overtime	-	-	-	-	0.0%
Other Salary & Supplements	36,840	36,840	323	36,517	99.1%
Employee Benefits	95,243	95,243	36,012	59,231	62.2%
Office Expense & Supplies	4,500	4,500	700	3,800	84.4%
Telephone & Utilities	24,848	24,848	5,083	19,765	79.5%
Maintenance & Repair	28,000	28,000	4,049	23,951	85.5%
Other Services & Charges	235,326	235,326	86,499	148,827	63.2%
Other Expenses	2,919	2,919	1,014	1,905	65.3%
Travel	900	900	-	900	100.0%
Total	\$ 663,325	\$ 663,325	\$ 215,407	\$ 447,918	67.5%
<b>1490 CSCD Cook Building</b>					
Office Expense & Supplies	20,500	20,500	7,137	13,363	65.2%
Telephone & Utilities	72,414	72,414	18,195	54,219	74.9%
Maintenance & Repair	2,626	2,626	231	2,395	91.2%
Other Services & Charges	67,800	67,800	33,883	33,917	50.0%
Other Expenses	13,151	13,151	4,569	8,582	65.3%
Total	\$ 176,491	\$ 176,491	\$ 64,016	\$ 112,475	63.7%
<b>1500 Mechanical Maintenance</b>					
Salaries	\$ 409,677	\$ 409,677	\$ 114,716	\$ 294,961	72.0%
Salaries Overtime	10,000	10,000	285	9,715	97.1%
Other Salary & Supplements	3,720	3,720	1,334	2,386	64.1%
Employee Benefits	168,271	168,271	63,681	104,590	62.2%
Other Personnel Expense	2,000	2,000	-	2,000	100.0%
Office Expense & Supplies	3,500	3,500	374	3,126	89.3%
Telephone & Utilities	1,230,000	1,230,000	364,955	865,045	70.3%
Maintenance & Repair	10,500	10,500	3,705	6,795	64.7%
Professional Services	10,549	10,549	-	10,549	100.0%
Other Services & Charges	1,500	1,500	240	1,260	84.0%
Total	\$ 1,849,717	\$ 1,849,717	\$ 549,291	\$ 1,300,426	70.3%

	Original FY 2020 / 21 Budget	Adjusted FY 2020 / 21 Budget	Year to Date Activity	Available Balance	Percent of Budget Available
<b>1510 Agua Dulce Building</b>					
Salaries	\$ 16,099	\$ 16,099	\$ 5,691	\$ 10,408	64.6%
Employee Benefits	9,984	9,984	4,346	5,638	56.5%
Office Expense & Supplies	1,077	1,077	-	1,077	100.0%
Telephone & Utilities	19,070	19,070	6,588	12,482	65.5%
Maintenance & Repair	300	1,800	1,274	526	29.2%
Total	\$ 46,530	\$ 48,030	\$ 17,899	\$ 30,131	62.7%
<b>1520 Bishop Building</b>					
Office Expense & Supplies	1,200	1,200	323	877	73.0%
Telephone & Utilities	46,500	46,500	4,855	41,645	89.6%
Maintenance & Repair	322	322	-	322	100.0%
Other Services & Charges	-	600	696	(96)	-16.0%
Total	\$ 48,022	\$ 48,622	\$ 5,874	\$ 42,748	87.9%
<b>1530 Port Aransas Building</b>					
Salaries	\$ 15,434	\$ 15,434	\$ 5,474	\$ 9,960	64.5%
Employee Benefits	3,848	3,848	1,564	2,284	59.3%
Office Expense & Supplies	1,050	1,050	146	904	86.1%
Telephone & Utilities	20,301	20,301	325	19,976	98.4%
Maintenance & Repair	78	78	-	78	100.0%
Other Services & Charges	-	-	-	-	0.0%
Total	\$ 40,711	\$ 40,711	\$ 7,510	\$ 33,201	81.6%
<b>1540 Johnny S. Calderon Co. Bldg</b>					
Salaries	\$ 99,549	\$ 99,549	\$ 35,324	\$ 64,225	64.5%
Other Salary & Supplements	1,620	1,620	623	997	61.5%
Employee Benefits	53,591	53,591	23,027	30,564	57.0%
Office Expense & Supplies	4,300	4,300	1,154	3,146	73.2%
Telephone & Utilities	98,235	98,235	21,353	76,882	78.3%
Maintenance & Repair	1,027	1,027	498	529	51.5%
Other Services & Charges	100	100	-	100	100.0%
Total	\$ 258,422	\$ 258,422	\$ 81,979	\$ 176,443	68.3%

	Original FY 2020 / 21 Budget	Adjusted FY 2020 / 21 Budget	Year to Date Activity	Available Balance	Percent of Budget Available
<b>1545 Keach Library Building</b>					
Salaries	\$ 33,842	\$ 33,842	\$ 12,007	\$ 21,835	64.5%
Other Salary & Supplements	1,800	1,800	692	1,108	61.5%
Employee Benefits	16,592	16,592	7,204	9,388	56.6%
Office Expense & Supplies	2,000	2,000	962	1,038	51.9%
Telephone & Utilities	160,228	160,228	34,800	125,428	78.3%
Maintenance & Repair	444	444	58	386	87.0%
Other Expenses	-	-	-	-	0.0%
Total	\$ 214,906	\$ 214,906	\$ 55,722	\$ 159,184	74.1%
<b>1550 Agriculture Bldg - Robstown</b>					
Telephone & Utilities	\$ 9,000	\$ 9,000	\$ 1,055	\$ 7,945	88.3%
Maintenance & Repair	17,100	17,100	-	17,100	100.0%
Other Services & Charges	302	302	125	177	58.6%
Total	\$ 26,402	\$ 26,402	\$ 1,180	\$ 25,222	95.5%
<b>1565 Medical Examiner Building</b>					
Office Expense & Supplies	\$ 150	\$ 8,850	\$ -	\$ 8,850	100.0%
Telephone & Utilities	24,985	24,985	4,837	20,148	80.6%
Maintenance & Repair	258	258	55	203	78.8%
Total	\$ 25,393	\$ 34,093	\$ 4,892	\$ 29,201	85.7%
<b>1570 Building Superintendent</b>					
Salaries	\$ 448,708	\$ 448,708	\$ 155,718	\$ 292,990	65.3%
Salaries Overtime	2,000	2,000	1,998	2	0.1%
Other Salary & Supplements	4,320	4,320	1,532	2,788	64.5%
Employee Benefits	196,500	196,500	77,742	118,758	60.4%
Other Personnel Expense	8,648	8,648	3,326	5,322	61.5%
Office Expense & Supplies	5,622	17,622	7,498	10,124	57.5%
Telephone & Utilities	9,340	9,340	4,364	4,976	53.3%
Maintenance & Repair	2,115,500	2,087,700	569,395	1,518,305	72.7%
Professional Services	19,061	19,061	1,620	17,441	91.5%
Other Services & Charges	1,498,715	1,503,715	629,352	874,363	58.1%
Other Expenses	2,674	2,674	893	1,781	66.6%
Travel	2,500	2,500	-	2,500	100.0%
Total	\$ 4,313,588	\$ 4,302,788	\$ 1,453,439	\$ 2,849,349	66.2%

	Original FY 2020 / 21 Budget	Adjusted FY 2020 / 21 Budget	Year to Date Activity	Available Balance	Percent of Budget Available
<b>1580 Welfare Bldg - Robstown</b>					
Office Expense & Supplies	\$ 673	\$ 673	\$ 172	\$ 501	\$ 74.5%
Telephone & Utilities	18,366	18,366	2,054	16,312	88.8%
Maintenance & Repair	373	373	-	373	100.0%
Total	\$ 19,412	\$ 19,412	\$ 2,226	\$ 17,186	88.5%
<b>1590 Hilltop Facility</b>					
Salaries	\$ 81,817	\$ 81,817	\$ 23,851	\$ 57,966	70.8%
Other Salary & Supplements	1,200	1,200	588	612	51.0%
Employee Benefits	38,169	38,169	14,949	23,220	60.8%
Office Expense & Supplies	6,000	6,000	406	5,594	93.2%
Telephone & Utilities	34,498	34,498	8,247	26,251	76.1%
Maintenance & Repair	40,500	40,500	7,250	33,250	82.1%
Professional Services	-	-	-	-	0.0%
Other Services & Charges	12,302	12,302	2,572	9,730	79.1%
Total	\$ 214,486	\$ 214,486	\$ 57,864	\$ 156,622	73.0%
<b>1600 Precinct III Yard Buildings</b>					
Office Expense & Supplies	\$ 890	\$ 890	\$ 414	\$ 476	53.5%
Telephone & Utilities	15,000	15,000	2,342	12,658	84.4%
Maintenance & Repair	391	391	95	296	75.7%
Total	\$ 16,281	\$ 16,281	\$ 2,851	\$ 13,430	82.5%
<b>1740 McKenzie Jail Annex</b>					
Salaries	\$ 114,171	\$ 114,171	\$ 39,204	\$ 74,967	65.7%
Salaries Overtime	1,584	1,584	-	1,584	100.0%
Employee Benefits	56,420	56,420	23,655	32,765	58.1%
Office Expense & Supplies	700	700	428	272	38.8%
Telephone & Utilities	615,763	615,763	227,562	388,201	63.0%
Maintenance & Repair	8,500	8,500	2,373	6,127	72.1%
Professional Services	-	-	-	-	0.0%
Other Services & Charges	1,802	1,802	125	1,677	93.1%
Total	\$ 798,940	\$ 798,940	\$ 293,348	\$ 505,592	63.3%



	Original FY 2020 / 21 Budget	Adjusted FY 2020 / 21 Budget	Year to Date Activity	Available Balance	Percent of Budget Available
<b>1760 Robstown Community Building</b>					
Office Expense & Supplies	\$ 765	\$ 765	\$ -	\$ 765	100.0%
Telephone & Utilities	37,305	37,305	8,987	28,318	75.9%
Maintenance & Repair	34,000	34,000	7,726	26,274	77.3%
Other Services & Charges	5,500	5,500	1,343	4,157	75.6%
Total	\$ 77,570	\$ 77,570	\$ 18,057	\$ 59,513	76.7%
<b>1770 Sr Community Services Bldgs.</b>					
Office Expense & Supplies	\$ 500	\$ 500	\$ -	\$ 500	100.0%
Telephone & Utilities	31,747	31,747	7,503	24,244	76.4%
Maintenance & Repair	24,700	24,700	831	23,869	96.6%
Other Services & Charges	4,000	4,000	666	3,334	83.4%
Total	\$ 60,947	\$ 60,947	\$ 9,000	\$ 51,947	85.2%
<b>1780 David Berlanga,Sr. Bldg</b>					
Office Expense & Supplies	\$ 500	\$ 500	\$ 31	\$ 469	93.8%
Telephone & Utilities	17,831	17,831	3,400	14,431	80.9%
Maintenance & Repair	9,100	9,100	3,535	5,565	61.2%
Other Services & Charges	1,760	1,760	166	1,594	90.6%
Total	\$ 29,191	\$ 29,191	\$ 7,132	\$ 22,059	75.6%
<b>Total Buildings &amp; Facilities</b>	<b>\$ 9,392,954</b>	<b>\$ 9,392,954</b>	<b>\$ 3,000,730</b>	<b>\$ 6,392,224</b>	<b>68.1%</b>
<b>Administration of Justice</b>					
<b>3110 County Court at Law 1</b>					
Salaries	\$ 381,286	\$ 381,286	\$ 147,018	\$ 234,268	61.4%
Other Salary & Supplements	7,340	7,340	2,054	5,286	72.0%
Employee Benefits	144,981	144,981	52,163	92,818	64.0%
Office Expense & Supplies	4,165	4,165	251	3,914	94.0%
Telephone & Utilities	1,476	1,476	570	906	61.4%
Maintenance & Repair	500	500	46	454	90.8%
Professional Services	1,701	1,701	133	1,568	92.2%
Special Personnel Services	192,500	192,500	39,716	152,784	79.4%
Other Services & Charges	2,000	2,000	1,500	500	25.0%
Other Expenses	3,609	3,609	1,137	2,472	68.5%
Travel	1,000	1,000	-	1,000	100.0%
Total	\$ 740,558	\$ 740,558	\$ 244,588	\$ 495,970	67.0%

	Original FY 2020 / 21 Budget	Adjusted FY 2020 / 21 Budget	Year to Date Activity	Available Balance	Percent of Budget Available
<b>3120 County Court at Law 2</b>					
Salaries	\$ 374,094	\$ 374,094	\$ 146,077	\$ 228,017	<b>61.0%</b>
Other Salary & Supplements	3,200	3,200	692	2,508	78.4%
Employee Benefits	113,289	113,289	44,217	69,072	<b>61.0%</b>
Office Expense & Supplies	5,200	5,200	144	5,056	97.2%
Telephone & Utilities	1,152	1,152	380	772	67.0%
Maintenance & Repair	500	500	46	454	90.8%
Professional Services	900	900	-	900	100.0%
Special Personnel Services	192,500	192,500	39,650	152,850	79.4%
Other Services & Charges	2,000	2,000	1,500	500	<b>25.0%</b>
Other Expenses	4,553	4,553	1,458	3,095	68.0%
Travel	1,000	1,000	-	1,000	100.0%
Total	\$ 698,388	\$ 698,388	\$ 234,164	\$ 464,224	66.5%
<b>3130 County Court at Law 3</b>					
Salaries	\$ 343,266	\$ 343,266	\$ 132,164	\$ 211,102	<b>61.5%</b>
Salaries Overtime	-	-	-	-	<b>0.0%</b>
Other Salary & Supplements	3,680	3,680	646	3,034	82.4%
Employee Benefits	118,719	118,719	44,007	74,712	62.9%
Office Expense & Supplies	4,290	4,290	1,800	2,490	<b>58.0%</b>
Telephone & Utilities	1,152	1,152	380	772	67.0%
Maintenance & Repair	500	500	46	454	90.8%
Professional Services	1,701	1,701	133	1,568	92.2%
Special Personnel Services	192,800	192,800	45,952	146,848	76.2%
Other Services & Charges	2,000	2,000	1,500	500	<b>25.0%</b>
Other Expenses	4,623	4,623	1,458	3,165	68.5%
Travel	1,000	1,000	-	1,000	100.0%
Total	\$ 673,731	\$ 673,731	\$ 228,086	\$ 445,645	66.1%

	Original FY 2020 / 21 Budget	Adjusted FY 2020 / 21 Budget	Year to Date Activity	Available Balance	Percent of Budget Available
<b>3140 County Court at Law 4</b>					
Salaries	\$ 345,366	\$ 345,366	\$ 132,499	\$ 212,867	<b>61.6%</b>
Other Salary & Supplements	4,070	4,070	785	3,285	80.7%
Employee Benefits	99,403	99,403	38,411	60,992	<b>61.4%</b>
Office Expense & Supplies	4,165	4,165	474	3,691	88.6%
Telephone & Utilities	576	576	380	196	<b>34.1%</b>
Maintenance & Repair	500	500	46	454	90.8%
Professional Services	1,701	1,701	133	1,568	92.2%
Special Personnel Services	192,800	192,800	38,732	154,068	79.9%
Other Services & Charges	2,000	2,000	1,500	500	<b>25.0%</b>
Other Expenses	3,609	3,609	1,144	2,465	68.3%
Travel	1,000	1,000	-	1,000	100.0%
Total	\$ 655,190	\$ 655,190	\$ 214,104	\$ 441,086	67.3%
<b>3150 County Court at Law 5</b>					
Salaries	\$ 453,776	\$ 453,776	\$ 165,263	\$ 288,513	63.6%
Other Salary & Supplements	3,500	3,500	3,437	63	<b>1.8%</b>
Employee Benefits	134,602	134,602	53,988	80,614	<b>59.9%</b>
Office Expense & Supplies	5,000	5,000	1,853	3,147	62.9%
Telephone & Utilities	1,560	1,560	570	990	63.5%
Maintenance & Repair	500	500	46	454	90.8%
Professional Services	2,516	2,516	198	2,318	92.1%
Special Personnel Services	631,500	631,500	266,188	365,312	<b>57.8%</b>
Other Services & Charges	2,250	2,250	1,678	572	<b>25.4%</b>
Other Expenses	5,934	5,934	2,010	3,924	66.1%
Travel	1,300	1,200	-	1,200	100.0%
Total	\$ 1,242,438	\$ 1,242,438	\$ 495,259	\$ 747,179	<b>60.1%</b>
<b>3200 Legal Aid</b>					
Salaries	\$ 63,502	\$ 63,502	\$ 22,447	\$ 41,055	64.7%
Other Salary & Supplements	660	660	-	660	100.0%
Employee Benefits	13,872	13,872	5,002	8,870	63.9%
Office Expense & Supplies	3,792	3,792	1,012	2,780	73.3%
Other Services & Charges	25,000	25,000	25,000	-	<b>0.0%</b>
Total	\$ 106,826	\$ 106,826	\$ 53,461	\$ 53,365	<b>50.0%</b>

	Original FY 2020 / 21 Budget	Adjusted FY 2020 / 21 Budget	Year to Date Activity	Available Balance	Percent of Budget Available
<b>3250 Magistrate/ DWI Drug Court</b>					
Salaries	\$ 140,606	\$ 140,606	\$ 43,865	\$ 96,741	68.8%
Other Salary & Supplements	-	-	-	-	0.0%
Employee Benefits	30,796	30,796	9,763	21,033	68.3%
Office Expense & Supplies	4,050	4,050	2,383	1,667	41.2%
Professional Services	1,200	1,200	-	1,200	100.0%
Special Personnel Services	3,000	3,000	-	3,000	100.0%
Other Services & Charges	2,200	2,200	-	2,200	100.0%
Other Expenses	7,838	7,838	2,637	5,201	66.4%
Travel	3,000	3,000	-	3,000	100.0%
Total	\$ 192,690	\$ 192,690	\$ 58,648	\$ 134,042	69.6%
<b>3300 Court Administration</b>					
Salaries	\$ 441,439	\$ 441,439	\$ 143,600	\$ 297,839	67.5%
Other Salary & Supplements	6,200	6,200	1,341	4,859	78.4%
Employee Benefits	184,035	184,035	65,744	118,291	64.3%
Other Personnel Expense	131,000	131,000	28,639	102,361	78.1%
Office Expense & Supplies	5,600	5,600	2,661	2,940	52.5%
Food & Kitchen Expenses	2,000	2,000	60	1,940	97.0%
Telephone & Utilities	-	900	380	520	57.8%
Maintenance & Repair	1,000	1,000	-	1,000	100.0%
Professional Services	500	500	-	500	100.0%
Special Personnel Services	267,500	258,634	1,142	257,492	99.6%
Other Services & Charges	53,270	53,270	40,240	13,030	24.5%
Other Expenses	3,902	3,902	839	3,063	78.5%
Travel	2,600	2,600	-	2,600	100.0%
Total	\$ 1,099,046	\$ 1,091,680	\$ 285,168	\$ 806,512	73.9%

	Original FY 2020 / 21 Budget	Adjusted FY 2020 / 21 Budget	Year to Date Activity	Available Balance	Percent of Budget Available
<b>3305 Title IV-D Court</b>					
Salaries	\$ 142,064	\$ 142,064	\$ 50,218	\$ 91,846	64.7%
Other Salary & Supplements	1,800	1,800	923	877	48.7%
Employee Benefits	59,089	59,089	20,419	38,670	65.4%
Office Expense & Supplies	1,370	1,370	45	1,325	96.7%
Telephone & Utilities	984	984	380	604	61.4%
Maintenance & Repair	250	250	46	204	81.5%
Professional Services	1,051	1,051	133	918	87.3%
Other Services & Charges	300	300	-	300	100.0%
Total	\$ 206,908	\$ 206,908	\$ 72,164	\$ 134,744	65.1%
<b>3310 28th District Court</b>					
Salaries	\$ 189,530	\$ 189,530	\$ 67,033	\$ 122,497	64.6%
Salaries Overtime	1,000	1,000	-	1,000	100.0%
Other Salary & Supplements	23,360	23,360	8,792	14,568	62.4%
Employee Benefits	65,914	65,914	25,678	40,236	61.0%
Telephone & Utilities	1,152	1,152	570	582	50.5%
Office Expense & Supplies	3,725	3,725	939	2,786	74.8%
Maintenance & Repair	500	500	46	454	90.8%
Professional Services	1,801	1,801	133	1,668	92.6%
Special Personnel Services	345,340	345,340	41,361	303,979	88.0%
Other Services & Charges	2,200	2,200	1,500	700	31.8%
Other Expenses	3,629	3,629	1,190	2,439	67.2%
Travel	1,500	1,500	-	1,500	100.0%
Total	\$ 639,651	\$ 639,651	\$ 147,242	\$ 492,409	77.0%

	Original FY 2020 / 21 Budget	Adjusted FY 2020 / 21 Budget	Year to Date Activity	Available Balance	Percent of Budget Available
<b>3320 94th District Court</b>					
Salaries	\$ 184,766	\$ 184,766	\$ 60,786	\$ 123,980	67.1%
Other Salary & Supplements	24,200	24,200	9,051	15,149	62.6%
Employee Benefits	72,555	72,555	28,050	44,505	<b>61.3%</b>
Office Expense & Supplies	3,625	3,625	448	3,177	87.6%
Telephone & Utilities	1,152	1,152	380	772	67.0%
Maintenance & Repair	500	500	46	454	90.8%
Professional Services	1,801	1,801	133	1,668	92.6%
Special Personnel Services	347,140	347,140	42,319	304,821	87.8%
Other Services & Charges	2,200	2,200	1,500	700	<b>31.8%</b>
Other Expenses	3,958	3,958	1,311	2,647	66.9%
Travel	1,500	1,500	-	1,500	100.0%
Total	\$ 643,397	\$ 643,397	\$ 144,024	\$ 499,373	77.6%
<b>3330 105th District Court</b>					
Salaries	\$ 159,557	\$ 159,557	\$ 56,419	\$ 103,138	64.6%
Salaries Overtime	1,000	1,000	-	1,000	100.0%
Other Salary & Supplements	20,780	27,546	8,027	19,519	70.9%
Employee Benefits	62,376	62,976	24,930	38,046	<b>60.4%</b>
Office Expense & Supplies	3,525	3,525	124	3,401	96.5%
Telephone & Utilities	1,152	1,152	380	772	67.0%
Maintenance & Repair	500	500	46	454	90.8%
Professional Services	1,801	1,801	133	1,668	92.6%
Special Personnel Services	181,140	181,140	24,250	156,890	86.6%
Other Services & Charges	2,200	2,200	1,500	700	<b>31.8%</b>
Other Expenses	3,321	3,321	1,131	2,190	65.9%
Travel	3,000	3,000	-	3,000	100.0%
Total	\$ 440,352	\$ 447,718	\$ 116,941	\$ 330,777	73.9%

	Original FY 2020 / 21 Budget	Adjusted FY 2020 / 21 Budget	Year to Date Activity	Available Balance	Percent of Budget Available
<b>3340 117th District Court</b>					
Salaries	\$ 194,459	\$ 194,459	\$ 69,045	\$ 125,414	64.5%
Salaries Overtime	1,000	1,000	-	1,000	100.0%
Other Salary & Supplements	24,620	24,620	9,277	15,343	<b>62.3%</b>
Employee Benefits	78,709	78,709	31,415	47,294	<b>60.1%</b>
Office Expense & Supplies	3,625	3,625	397	3,228	89.0%
Telephone & Utilities	1,152	1,152	380	772	67.0%
Maintenance & Repair	500	500	46	454	90.8%
Professional Services	1,801	1,801	133	1,668	92.6%
Special Personnel Services	345,840	345,840	65,693	280,147	81.0%
Other Services & Charges	2,200	2,200	1,500	700	<b>31.8%</b>
Other Expenses	3,958	3,958	1,311	2,647	66.9%
Travel	1,500	1,500	-	1,500	100.0%
Total	\$ 659,364	\$ 659,364	\$ 179,197	\$ 480,167	72.8%
<b>3350 148th District Court</b>					
Salaries	\$ 180,419	\$ 180,419	\$ 62,300	\$ 118,119	65.5%
Salaries Overtime	1,000	1,000	-	1,000	100.0%
Other Salary & Supplements	22,160	22,160	8,331	13,829	<b>62.4%</b>
Employee Benefits	67,313	67,313	26,245	41,068	<b>61.0%</b>
Office Expense & Supplies	3,525	3,525	789	2,736	77.6%
Telephone & Utilities	576	576	190	386	67.0%
Maintenance & Repair	500	500	46	454	90.8%
Professional Services	1,801	1,801	133	1,668	92.6%
Special Personnel Services	346,140	346,140	39,947	306,193	88.5%
Other Services & Charges	2,200	2,200	1,500	700	<b>31.8%</b>
Other Expenses	3,395	3,395	889	2,506	73.8%
Travel	1,500	1,500	-	1,500	100.0%
Total	\$ 630,529	\$ 630,529	\$ 140,369	\$ 490,160	77.7%

	Original FY 2020 / 21 Budget	Adjusted FY 2020 / 21 Budget	Year to Date Activity	Available Balance	Percent of Budget Available
<b>3360 214th District Court</b>					
Salaries	\$ 159,827	\$ 159,827	\$ 59,915	\$ 99,912	62.5%
Salaries Overtime	1,000	1,000	27	973	97.3%
Other Salary & Supplements	20,000	20,000	7,589	12,411	<b>62.1%</b>
Employee Benefits	66,524	66,524	27,718	38,806	<b>58.3%</b>
Office Expense & Supplies	3,725	3,725	1,100	2,625	70.5%
Telephone & Utilities	1,152	1,152	380	772	67.0%
Maintenance & Repair	500	500	46	454	90.8%
Professional Services	1,801	1,801	133	1,668	92.6%
Special Personnel Services	381,140	381,140	81,603	299,537	78.6%
Other Services & Charges	2,200	2,200	1,500	700	<b>31.8%</b>
Other Expenses	2,635	2,635	889	1,746	66.3%
Travel	1,500	1,500	(747)	2,247	149.8%
Total	\$ 642,004	\$ 642,004	\$ 180,152	\$ 461,852	71.9%
<b>3370 319th District Court</b>					
Salaries	\$ 155,688	\$ 155,688	\$ 52,900	\$ 102,788	66.0%
Salaries Overtime	1,000	1,000	-	1,000	100.0%
Other Salary & Supplements	20,960	20,960	7,869	13,091	<b>62.5%</b>
Employee Benefits	66,249	66,249	26,225	40,024	<b>60.4%</b>
Office Expense & Supplies	3,625	3,625	176	3,449	95.1%
Telephone & Utilities	576	576	190	386	67.0%
Maintenance & Repair	500	500	46	454	90.8%
Professional Services	1,801	1,801	133	1,668	92.6%
Special Personnel Services	346,140	346,140	35,916	310,224	89.6%
Other Services & Charges	2,200	2,200	1,789	411	<b>18.7%</b>
Other Expenses	3,696	3,696	1,223	2,473	66.9%
Travel	1,500	1,500	-	1,500	100.0%
Total	\$ 603,935	\$ 603,935	\$ 126,467	\$ 477,468	79.1%



	Original FY 2020 / 21 Budget	Adjusted FY 2020 / 21 Budget	Year to Date Activity	Available Balance	Percent of Budget Available
<b>3380 347th District Court</b>					
Salaries	\$ 159,557	\$ 159,557	\$ 56,419	\$ 103,138	64.6%
Salaries Overtime	1,000	1,000	168	832	83.2%
Other Salary & Supplements	22,460	22,460	8,446	14,014	<b>62.4%</b>
Employee Benefits	63,556	63,556	25,367	38,189	<b>60.1%</b>
Office Expense & Supplies	3,875	3,875	340	3,535	91.2%
Telephone & Utilities	1,152	1,152	380	772	67.0%
Maintenance & Repair	500	500	46	454	90.8%
Professional Services	1,801	1,801	133	1,668	92.6%
Special Personnel Services	346,140	346,140	55,192	290,948	84.1%
Other Services & Charges	2,200	2,200	1,789	411	<b>18.7%</b>
Other Expenses	3,696	3,696	1,223	2,473	66.9%
Travel	1,500	1,500	-	1,500	100.0%
Total	\$ 607,437	\$ 607,437	\$ 149,504	\$ 457,933	75.4%
<b>3480 Juvenile Probation</b>					
Salaries	\$ 1,773,159	\$ 1,773,159	\$ 623,045	\$ 1,150,114	64.9%
Salaries Overtime	7,500	7,500	-	7,500	100.0%
Other Salary & Supplements	28,680	28,680	11,261	17,419	<b>60.7%</b>
Employee Benefits	753,591	753,591	297,603	455,988	<b>60.5%</b>
Other Personnel Expense	50,000	50,000	17,243	32,757	65.5%
Office Expense & Supplies	22,494	22,494	7,697	14,797	65.8%
Telephone & Utilities	11,100	11,100	2,729	8,371	75.4%
Maintenance & Repair	12,500	12,500	1,662	10,838	86.7%
Professional Services	11,600	11,600	3,060	8,540	73.6%
Other Services & Charges	39,425	39,425	11,987	27,438	69.6%
Other Expenses	17,655	17,655	6,090	11,565	65.5%
Travel	35,000	35,000	1,950	33,050	94.4%
Total	\$ 2,762,704	\$ 2,762,704	\$ 984,329	\$ 1,778,375	64.4%

	Original FY 2020 / 21 Budget	Adjusted FY 2020 / 21 Budget	Year to Date Activity	Available Balance	Percent of Budget Available
<b>3490 Juvenile Detention</b>					
Salaries	\$ 909,355	\$ 909,355	\$ 296,303	\$ 613,052	67.4%
Salaries Overtime	42,560	42,560	35,305	7,255	17.0%
Other Salary & Supplements	51,440	51,440	17,256	34,184	66.5%
Employee Benefits	425,107	425,107	160,467	264,640	62.3%
Office Expense & Supplies	9,100	9,100	3,821	5,279	58.0%
Food & Kitchen Expenses	110,000	110,000	44,473	65,527	59.6%
Maintenance & Repair	9,000	9,000	1,685	7,315	81.3%
Professional Services	5,000	5,000	328	4,672	93.4%
Other Services & Charges	11,000	11,000	1,286	9,714	88.3%
Other Expenses	12,615	12,615	4,013	8,602	68.2%
Travel	1,800	1,800	-	1,800	100.0%
Total	\$ 1,586,977	\$ 1,586,977	\$ 564,938	\$ 1,022,039	64.4%
<b>3492 Juvenile Justice Post-Adjudica</b>					
Salaries	\$ 1,087,507	\$ 1,087,507	\$ 391,744	\$ 695,763	64.0%
Salaries Overtime	30,000	30,000	14,597	15,403	51.3%
Other Salary & Supplements	35,000	35,000	14,054	20,946	59.8%
Employee Benefits	503,243	503,243	205,639	297,604	59.1%
Office Expense & Supplies	8,050	8,050	3,231	4,819	59.9%
Food & Kitchen Expenses	95,000	95,000	33,807	61,193	64.4%
Maintenance & Repair	10,500	10,500	1,861	8,639	82.3%
Professional Services	6,300	6,300	1,283	5,017	79.6%
Other Services & Charges	9,000	9,000	3,402	5,598	62.2%
Other Expenses	2,941	2,941	989	1,952	66.4%
Travel	900	900	-	900	100.0%
Total	\$ 1,788,441	\$ 1,788,441	\$ 670,606	\$ 1,117,835	62.5%

	Original FY 2020 / 21 Budget	Adjusted FY 2020 / 21 Budget	Year to Date Activity	Available Balance	Percent of Budget Available
<b>3510 District Clerk-Jury Admin</b>					
Salaries	\$ 81,203	\$ 81,203	\$ 28,724	\$ 52,479	64.6%
Salaries Overtime	1,000	1,000	-	1,000	100.0%
Other Salary & Supplements	14,378	14,378	992	13,386	93.1%
Employee Benefits	26,122	26,122	10,148	15,974	<b>61.1%</b>
Office Expense & Supplies	123,300	123,300	-	123,300	100.0%
Maintenance & Repair	-	-	-	-	<b>0.0%</b>
Professional Services	64,327	64,327	6,510	57,817	89.9%
Special Personnel Services	540,530	540,530	9,770	530,760	98.2%
Other Expenses	3,244	3,244	1,055	2,189	67.5%
Total	\$ 854,104	\$ 854,104	\$ 57,200	\$ 796,904	93.3%
<b>3530 District Clerk</b>					
Salaries	\$ 2,156,010	\$ 2,156,010	\$ 723,851	\$ 1,432,159	66.4%
Salaries Overtime	15,000	15,000	3,137	11,863	79.1%
Other Salary & Supplements	35,780	35,780	12,909	22,871	63.9%
Employee Benefits	951,822	951,822	373,733	578,089	<b>60.7%</b>
Other Personnel Expense	10,260	10,260	4,171	6,089	<b>59.3%</b>
Office Expense & Supplies	116,000	116,000	32,098	83,902	72.3%
Maintenance & Repair	4,000	4,000	127	3,873	96.8%
Professional Services	10,000	10,000	750	9,250	92.5%
Other Services & Charges	500	500	-	500	100.0%
Other Expenses	41,068	41,068	12,653	28,415	69.2%
Travel	10,000	10,000	-	10,000	100.0%
Total	\$ 3,352,660	\$ 3,352,660	\$ 1,164,189	\$ 2,188,471	65.3%

	Original FY 2020 / 21 Budget	Adjusted FY 2020 / 21 Budget	Year to Date Activity	Available Balance	Percent of Budget Available
<b>3600 Justice of the Peace 1-1</b>					
Salaries	\$ 202,269	\$ 202,269	\$ 75,424	\$ 126,845	62.7%
Salaries Overtime	1,000	1,000	-	1,000	100.0%
Other Salary & Supplements	4,680	6,180	8,106	(1,926)	<b>-31.2%</b>
Employee Benefits	80,072	80,072	35,166	44,906	<b>56.1%</b>
Other Personnel Expense	3,900	3,900	1,625	2,275	<b>58.3%</b>
Office Expense & Supplies	4,000	4,000	1,523	2,477	<b>61.9%</b>
Telephone & Utilities	700	700	190	510	72.9%
Maintenance & Repair	500	500	-	500	100.0%
Professional Services	309	309	-	309	100.0%
Other Services & Charges	-	-	-	-	<b>0.0%</b>
Other Expenses	4,828	4,828	1,572	3,256	67.4%
Travel	2,700	1,200	-	1,200	100.0%
Total	\$ 304,958	\$ 304,958	\$ 123,605	\$ 181,353	<b>59.5%</b>
<b>3610 Justice of the Peace 1-2</b>					
Salaries	\$ 202,586	\$ 202,586	\$ 76,244	\$ 126,342	<b>62.4%</b>
Salaries Overtime	1,000	2,488	2,488	(0)	<b>0.0%</b>
Other Salary & Supplements	3,400	2,400	923	1,477	<b>61.5%</b>
Employee Benefits	60,758	60,758	24,980	35,778	<b>58.9%</b>
Other Personnel Expense	3,900	3,900	1,625	2,275	<b>58.3%</b>
Office Expense & Supplies	6,000	6,000	1,769	4,231	70.5%
Telephone & Utilities	3,600	3,600	950	2,650	73.6%
Maintenance & Repair	500	500	-	500	100.0%
Professional Services	-	-	-	-	<b>0.0%</b>
Special Personnel Services	300	300	-	300	100.0%
Other Services & Charges	500	300	-	300	100.0%
Other Expenses	3,305	3,305	1,138	2,167	65.6%
Travel	3,500	3,212	-	3,212	100.0%
Total	\$ 289,349	\$ 289,349	\$ 110,116	\$ 179,233	<b>61.9%</b>

	Original FY 2020 / 21 Budget	Adjusted FY 2020 / 21 Budget	Year to Date Activity	Available Balance	Percent of Budget Available
<b>3613 Justice of the Peace 1-3</b>					
Salaries	\$ 161,209	\$ 161,209	\$ 59,203	\$ 102,006	63.3%
Salaries Overtime	1,000	1,000	-	1,000	100.0%
Other Salary & Supplements	14,300	14,300	-	14,300	100.0%
Employee Benefits	74,692	74,692	35,579	39,113	52.4%
Other Personnel Expense	3,900	3,900	1,625	2,275	58.3%
Office Expense & Supplies	3,550	3,550	1,660	1,890	53.2%
Telephone & Utilities	1,700	1,700	190	1,510	88.8%
Maintenance & Repair	500	500	-	500	100.0%
Professional Services	500	500	100	400	80.0%
Special Personnel Services	-	-	-	-	0.0%
Other Services & Charges	300	300	-	300	100.0%
Other Expenses	2,185	2,185	684	1,501	68.7%
Travel	4,000	4,000	-	4,000	100.0%
Total	\$ 267,836	\$ 267,836	\$ 99,040	\$ 168,796	63.0%
<b>3621 Justice of the Peace 2-1</b>					
Salaries	\$ 235,187	\$ 235,187	\$ 76,395	\$ 158,792	67.5%
Salaries Overtime	2,000	2,000	429	1,571	78.6%
Other Salary & Supplements	4,440	4,440	1,708	2,732	61.5%
Employee Benefits	96,602	96,602	36,704	59,898	62.0%
Other Personnel Expense	3,900	3,900	1,625	2,275	58.3%
Office Expense & Supplies	8,250	8,250	2,067	6,183	74.9%
Telephone & Utilities	7,030	7,030	1,050	5,980	85.1%
Maintenance & Repair	933	933	108	825	88.4%
Professional Services	1,500	1,500	-	1,500	100.0%
Other Services & Charges	54,381	54,381	25,248	29,133	53.6%
Other Expenses	3,524	3,524	1,146	2,378	67.5%
Travel	4,300	4,300	-	4,300	100.0%
Total	\$ 422,047	\$ 422,047	\$ 146,479	\$ 275,568	65.3%

	Original FY 2020 / 21 Budget	Adjusted FY 2020 / 21 Budget	Year to Date Activity	Available Balance	Percent of Budget Available
<b>3622 Justice of the Peace 2-2</b>					
Salaries	\$ 174,257	\$ 174,257	\$ 65,847	\$ 108,410	<b>62.2%</b>
Salaries Overtime	1,000	1,000	-	1,000	100.0%
Other Salary & Supplements	17,044	17,044	877	16,167	94.9%
Employee Benefits	86,860	86,860	37,404	49,456	<b>56.9%</b>
Other Personnel Expense	3,900	3,900	1,625	2,275	<b>58.3%</b>
Office Expense & Supplies	5,500	7,500	1,651	5,849	78.0%
Telephone & Utilities	720	720	190	530	73.6%
Maintenance & Repair	319	319	-	319	100.0%
Professional Services	750	750	100	650	86.7%
Other Services & Charges	891	891	120	771	86.5%
Other Expenses	3,871	3,871	1,334	2,537	65.5%
Travel	4,000	2,000	-	2,000	100.0%
Total	\$ 299,112	\$ 299,112	\$ 109,148	\$ 189,964	63.5%
<b>3630 Justice of the Peace 3</b>					
Salaries	\$ 133,100	\$ 133,100	\$ 51,016	\$ 82,084	<b>61.7%</b>
Other Salary & Supplements	10,380	10,380	531	9,849	94.9%
Employee Benefits	49,573	49,573	24,669	24,904	<b>50.2%</b>
Other Personnel Expense	3,900	3,900	1,625	2,275	<b>58.3%</b>
Office Expense & Supplies	3,700	3,700	740	2,960	80.0%
Maintenance & Repair	350	350	-	350	100.0%
Professional Services	2,200	2,200	128	2,072	94.2%
Other Services & Charges	300	300	312	(12)	<b>-4.0%</b>
Other Expenses	2,240	2,240	669	1,571	70.1%
Travel	4,500	4,500	-	4,500	100.0%
Total	\$ 210,243	\$ 210,243	\$ 79,690	\$ 130,553	<b>62.1%</b>

	Original FY 2020 / 21 Budget	Adjusted FY 2020 / 21 Budget	Year to Date Activity	Available Balance	Percent of Budget Available
<b>3640 Justice of the Peace 4</b>					
Salaries	\$ 137,919	\$ 137,919	\$ 52,698	\$ 85,221	<b>61.8%</b>
Employee Benefits	57,673	57,673	28,191	29,482	<b>51.1%</b>
Other Personnel Expense	3,900	3,900	1,625	2,275	<b>58.3%</b>
Office Expense & Supplies	2,625	2,625	1,260	1,365	<b>52.0%</b>
Telephone & Utilities	1,008	1,008	380	628	<b>62.3%</b>
Professional Services	450	450	-	450	100.0%
Other Services & Charges	550	550	302	248	<b>45.1%</b>
Other Expenses	7,285	7,285	2,244	5,041	69.2%
Travel	1,794	1,794	-	1,794	100.0%
Total	<u>\$ 213,204</u>	<u>\$ 213,204</u>	<u>\$ 86,700</u>	<u>\$ 126,504</u>	<b>59.3%</b>
<b>3650 Justice of the Peace 5-1</b>					
Salaries	\$ 174,257	\$ 174,257	\$ 65,821	\$ 108,436	<b>62.2%</b>
Salaries Overtime	500	500	-	500	100.0%
Other Salary & Supplements	8,400	8,400	923	7,477	89.0%
Employee Benefits	79,503	79,503	33,073	46,430	<b>58.4%</b>
Other Personnel Expense	3,900	3,900	1,625	2,275	<b>58.3%</b>
Office Expense & Supplies	6,300	6,300	1,150	5,150	81.7%
Maintenance & Repair	500	500	-	500	100.0%
Professional Services	1,000	1,000	-	1,000	100.0%
Special Personnel Services	325	325	-	325	100.0%
Other Services & Charges	175	175	470	(295)	<b>-168.6%</b>
Other Expenses	1,897	1,897	597	1,300	68.5%
Travel	4,000	4,000	-	4,000	100.0%
Total	<u>\$ 280,757</u>	<u>\$ 280,757</u>	<u>\$ 103,659</u>	<u>\$ 177,098</u>	63.1%

	Original FY 2020 / 21 Budget	Adjusted FY 2020 / 21 Budget	Year to Date Activity	Available Balance	Percent of Budget Available
<b>3655 Justice of the Peace 5-2</b>					
Salaries	\$ 131,382	\$ 131,382	\$ 50,170	\$ 81,212	<b>61.8%</b>
Salaries Overtime	-	-	-	-	<b>0.0%</b>
Other Salary & Supplements	1,260	1,260	485	775	<b>61.5%</b>
Employee Benefits	72,673	72,673	31,333	41,340	<b>56.9%</b>
Other Personnel Expense	3,900	3,900	1,625	2,275	<b>58.3%</b>
Office Expense & Supplies	1,250	1,250	202	1,048	83.9%
Maintenance & Repair	250	250	-	250	100.0%
Professional Services	600	600	-	600	100.0%
Other Expenses	1,642	1,642	315	1,327	80.8%
Travel	2,680	2,680	-	2,680	100.0%
Total	<u>\$ 216,252</u>	<u>\$ 216,252</u>	<u>\$ 84,319</u>	<u>\$ 131,933</u>	<b>61.0%</b>
<b>3890 Medical Examiner</b>					
Salaries	\$ 949,374	\$ 949,374	\$ 274,464	\$ 674,910	71.1%
Salaries Overtime	10,000	10,000	2,306	7,694	76.9%
Other Salary & Supplements	121,980	121,980	100,592	21,388	<b>17.5%</b>
Employee Benefits	290,632	290,632	112,589	178,043	<b>61.3%</b>
Other Personnel Expense	22,960	22,960	8,123	14,837	64.6%
Office Expense & Supplies	16,705	16,705	6,325	10,380	<b>62.1%</b>
Telephone & Utilities	3,000	3,000	760	2,240	74.7%
Maintenance & Repair	13,800	13,800	63	13,738	99.5%
Professional Services	165,000	165,000	48,773	116,227	70.4%
Other Services & Charges	196,000	196,000	54,728	141,272	72.1%
Other Expenses	6,477	6,477	1,646	4,831	74.6%
Travel	26,000	26,000	-	26,000	100.0%
Total	<u>\$ 1,821,928</u>	<u>\$ 1,821,928</u>	<u>\$ 610,368</u>	<u>\$ 1,211,560</u>	66.5%
<b>Total Administration of Justice</b>	<u><u>\$ 25,153,016</u></u>	<u><u>\$ 25,153,016</u></u>	<u><u>\$ 8,063,927</u></u>	<u><u>\$ 17,089,089</u></u>	67.9%



	Original FY 2020 / 21 Budget	Adjusted FY 2020 / 21 Budget	Year to Date Activity	Available Balance	Percent of Budget Available
<b>Law Enforcement &amp; Corrections</b>					
<b>3520 District Attorney</b>					
Salaries	\$ 3,688,984	\$ 3,688,984	\$ 1,234,235	\$ 2,454,749	66.5%
Salaries Overtime	7,000	7,000	1,107	5,893	84.2%
Other Salary & Supplements	93,247	93,247	27,388	65,859	70.6%
Employee Benefits	1,329,306	1,329,306	510,673	818,633	<b>61.6%</b>
Other Personnel Expense	25,567	25,567	9,376	16,191	63.3%
Office Expense & Supplies	78,500	78,500	23,450	55,050	70.1%
Telephone & Utilities	9,500	9,500	1,938	7,562	79.6%
Maintenance & Repair	20,400	20,400	7,543	12,857	63.0%
Professional Services	48,821	48,821	11,142	37,679	77.2%
Special Personnel Services	19,500	19,500	968	18,532	95.0%
Other Services & Charges	24,175	24,175	2,474	21,701	89.8%
Other Expenses	48,824	48,824	13,479	35,345	72.4%
Travel	26,300	26,300	728	25,572	97.2%
Total	\$ 5,420,124	\$ 5,420,124	\$ 1,844,501	\$ 3,575,623	66.0%
<b>3700 County Sheriff</b>					
Salaries	\$ 3,231,379	\$ 3,231,379	\$ 1,019,458	\$ 2,211,922	68.5%
Salaries Overtime	110,000	110,000	59,387	50,613	<b>46.0%</b>
Other Salary & Supplements	119,025	119,025	46,084	72,941	<b>61.3%</b>
Employee Benefits	1,362,887	1,362,887	544,571	818,316	<b>60.0%</b>
Other Personnel Expense	200	200	119	81	<b>40.3%</b>
Office Expense & Supplies	47,500	47,500	15,659	31,841	67.0%
Telephone & Utilities	84,015	84,015	35,799	48,216	<b>57.4%</b>
Maintenance & Repair	358,000	358,000	87,224	270,776	75.6%
Professional Services	32,000	32,000	12,468	19,532	<b>61.0%</b>
Special Personnel Services	5,000	5,000	-	5,000	100.0%
Other Services & Charges	1,776,426	1,776,426	140,011	1,636,415	92.1%
Other Expenses	25,872	25,872	7,692	18,180	70.3%
Travel	4,652	4,652	-	4,652	100.0%
Total	\$ 7,156,956	\$ 7,156,956	\$ 1,968,632	\$ 5,188,324	72.5%

	Original FY 2020 / 21 Budget	Adjusted FY 2020 / 21 Budget	Year to Date Activity	Available Balance	Percent of Budget Available
<b>3710 ID Jail Division</b>					
Salaries	\$ 606,245	\$ 606,245	\$ 217,980	\$ 388,265	64.0%
Salaries Overtime	25,000	25,000	4,581	20,419	81.7%
Other Salary & Supplements	9,840	9,840	3,931	5,909	<b>60.1%</b>
Employee Benefits	274,467	274,467	114,830	159,637	<b>58.2%</b>
Office Expense & Supplies	20,000	20,000	3,960	16,040	80.2%
Maintenance & Repair	500	500	-	500	100.0%
Professional Services	500	500	-	500	100.0%
Other Services & Charges	500	500	-	500	100.0%
Other Expenses	3,898	3,898	1,184	2,714	69.6%
Travel	700	700	-	700	100.0%
Total	<u>\$ 941,650</u>	<u>\$ 941,650</u>	<u>\$ 346,465</u>	<u>\$ 595,185</u>	63.2%
<b>3720 Jail</b>					
Salaries	\$ 10,470,522	\$ 10,470,522	\$ 2,995,287	\$ 7,475,235	71.4%
Salaries Overtime	869,000	869,000	947,820	(78,820)	<b>-9.1%</b>
Other Salary & Supplements	249,778	249,778	126,195	123,583	<b>49.5%</b>
Employee Benefits	4,506,055	4,506,055	1,875,918	2,630,137	<b>58.4%</b>
Other Personnel Expense	4,000	4,000	91	3,909	97.7%
Office Expense & Supplies	216,000	216,000	90,098	125,902	<b>58.3%</b>
Food & Kitchen Expenses	1,530,000	1,530,000	177,727	1,352,273	88.4%
Telephone & Utilities	3,000	3,000	288	2,712	90.4%
Maintenance & Repair	136,500	146,500	66,251	80,249	<b>54.8%</b>
Professional Services	3,000	3,000	-	3,000	100.0%
Special Personnel Services	4,000	4,000	-	4,000	100.0%
Other Services & Charges	281,284	271,284	74,542	196,742	72.5%
Other Expenses	51,516	51,516	17,582	33,934	65.9%
Travel	1,800	1,800	-	1,800	100.0%
Total	<u>\$ 18,326,455</u>	<u>\$ 18,326,455</u>	<u>\$ 6,371,800</u>	<u>\$ 11,954,655</u>	65.2%

	Original FY 2020 / 21 Budget	Adjusted FY 2020 / 21 Budget	Year to Date Activity	Available Balance	Percent of Budget Available
<b>3810 Constable 1</b>					
Salaries	\$ 529,446	\$ 529,446	\$ 186,605	\$ 342,841	64.8%
Salaries Overtime	5,000	5,000	783	4,217	84.3%
Other Salary & Supplements	26,480	26,480	11,099	15,381	<b>58.1%</b>
Employee Benefits	231,724	231,724	96,977	134,747	<b>58.1%</b>
Other Personnel Expense	7,020	7,020	2,925	4,095	<b>58.3%</b>
Office Expense & Supplies	5,100	5,100	1,753	3,347	65.6%
Telephone & Utilities	1,550	1,550	570	980	63.2%
Maintenance & Repair	56,528	56,528	20,977	35,551	62.9%
Professional Services	-	-	125	(125)	<b>0.0%</b>
Other Services & Charges	20,175	20,175	4,392	15,783	78.2%
Other Expenses	1,991	1,991	723	1,268	63.7%
Total	\$ 885,014	\$ 885,014	\$ 326,930	\$ 558,084	63.1%
<b>3820 Constable 2</b>					
Salaries	\$ 515,403	\$ 515,403	\$ 173,759	\$ 341,644	66.3%
Other Salary & Supplements	28,299	28,299	11,825	16,474	<b>58.2%</b>
Employee Benefits	238,208	238,208	98,436	139,772	<b>58.7%</b>
Other Personnel Expense	7,020	7,020	2,925	4,095	<b>58.3%</b>
Office Expense & Supplies	6,143	6,143	1,697	4,446	72.4%
Telephone & Utilities	1,950	1,950	760	1,190	<b>61.0%</b>
Maintenance & Repair	51,000	47,040	12,953	34,087	72.5%
Professional Services	4,300	8,260	2,740	5,520	66.8%
Other Services & Charges	20,855	20,855	3,025	17,830	85.5%
Other Expenses	2,148	2,148	721	1,427	66.4%
Travel	750	750	-	750	100.0%
Total	\$ 876,076	\$ 876,076	\$ 308,840	\$ 567,236	64.7%

	Original FY 2020 / 21 Budget	Adjusted FY 2020 / 21 Budget	Year to Date Activity	Available Balance	Percent of Budget Available
<b>3830 Constable 3</b>					
Salaries	\$ 350,365	\$ 350,365	\$ 133,102	\$ 217,263	<b>62.0%</b>
Salaries Overtime	9,500	9,500	(622)	10,122	106.6%
Other Salary & Supplements	16,360	16,360	7,888	8,472	<b>51.8%</b>
Employee Benefits	150,622	150,622	72,266	78,356	<b>52.0%</b>
Other Personnel Expense	7,020	7,020	2,925	4,095	<b>58.3%</b>
Office Expense & Supplies	1,800	1,800	1,328	472	<b>26.2%</b>
Telephone & Utilities	1,910	1,910	380	1,530	80.1%
Maintenance & Repair	44,500	44,500	18,160	26,340	<b>59.2%</b>
Professional Services	1,000	1,000	-	1,000	100.0%
Other Services & Charges	20,445	20,445	2,747	17,698	86.6%
Other Expenses	1,793	1,793	653	1,140	63.6%
Travel	1,320	1,320	430	890	67.4%
Total	\$ 606,635	\$ 606,635	\$ 239,257	\$ 367,378	<b>60.6%</b>
<b>3840 Constable 4</b>					
Salaries	\$ 398,619	\$ 398,619	\$ 151,430	\$ 247,189	<b>62.0%</b>
Salaries Overtime	4,000	4,000	1,062	2,938	73.5%
Other Salary & Supplements	15,960	15,960	7,826	8,134	<b>51.0%</b>
Employee Benefits	190,706	190,706	91,812	98,894	<b>51.9%</b>
Other Personnel Expense	7,020	7,020	2,925	4,095	<b>58.3%</b>
Office Expense & Supplies	2,200	2,200	1,293	907	<b>41.2%</b>
Food & Kitchen Expenses	100	100	-	100	100.0%
Telephone & Utilities	2,000	2,000	380	1,620	81.0%
Maintenance & Repair	45,657	45,657	7,417	38,240	83.8%
Professional Services	1,000	1,000	-	1,000	100.0%
Other Services & Charges	17,478	17,478	4,907	12,571	71.9%
Other Expenses	-	-	419	(419)	<b>0.0%</b>
Travel	1,000	1,000	-	1,000	100.0%
Total	\$ 685,740	\$ 685,740	\$ 269,471	\$ 416,269	<b>60.7%</b>

	Original FY 2020 / 21 Budget	Adjusted FY 2020 / 21 Budget	Year to Date Activity	Available Balance	Percent of Budget Available
<b>3850 Constable 5</b>					
Salaries	\$ 653,758	\$ 653,758	\$ 242,194	\$ 411,564	63.0%
Salaries Overtime	6,338	6,338	7,565	(1,227)	-19.4%
Other Salary & Supplements	39,039	39,039	16,852	22,187	56.8%
Employee Benefits	305,940	305,940	131,034	174,906	57.2%
Other Personnel Expense	-	-	1,170	(1,170)	0.0%
Office Expense & Supplies	6,200	6,200	2,066	4,134	66.7%
Food & Kitchen Expenses	-	-	55	(55)	0.0%
Telephone & Utilities	3,600	3,600	1,140	2,460	68.3%
Maintenance & Repair	81,240	81,240	27,008	54,232	66.8%
Professional Services	3,000	3,000	1,233	1,767	58.9%
Other Services & Charges	59,514	59,514	12,514	47,000	79.0%
Other Expenses	3,283	3,283	1,185	2,098	63.9%
Travel	5,200	5,200	1,118	4,082	78.5%
Total	\$ 1,167,112	\$ 1,167,112	\$ 445,134	\$ 721,978	61.9%
<b>Total Law Enforcement &amp; Corrections</b>	\$ 36,065,762	\$ 36,065,762	\$ 12,121,031	\$ 23,944,731	66.4%
<b>Social Services</b>					
<b>4110 Social Services-Administration</b>					
Salaries	\$ 777,733	\$ 777,733	\$ 239,339	\$ 538,394	69.2%
Salaries Overtime	-	-	-	-	0.0%
Other Salary & Supplements	3,960	3,960	1,523	2,437	61.5%
Employee Benefits	287,207	287,207	107,167	180,040	62.7%
Other Personnel Expense	20,161	20,161	7,311	12,850	63.7%
Office Expense & Supplies	8,100	8,000	1,688	6,312	78.9%
Telephone & Utilities	5,060	5,060	760	4,300	85.0%
Maintenance & Repair	1,000	850	-	850	100.0%
Professional Services	28,011	28,161	207	27,954	99.3%
Special Personnel Services	-	-	-	-	0.0%
Other Services & Charges	39,468	39,568	16,314	23,254	58.8%
Other Expenses	10,344	10,344	3,169	7,175	69.4%
Travel	1,100	1,100	-	1,100	100.0%
Total	\$ 1,182,144	\$ 1,182,144	\$ 377,479	\$ 804,665	68.1%
<b>4120 Direct Social Services</b>					
Food & Kitchen Expenses	\$ 39,900	\$ 39,900	\$ 4,438	\$ 35,462	88.9%
Telephone & Utilities	212,279	212,279	27,553	184,726	87.0%
Other Services & Charges	341,086	341,086	106,009	235,077	68.9%
Total	\$ 593,265	\$ 593,265	\$ 138,001	\$ 455,265	76.7%

	Original FY 2020 / 21 Budget	Adjusted FY 2020 / 21 Budget	Year to Date Activity	Available Balance	Percent of Budget Available
<b>4130 Children Protective Services</b>					
Salaries	\$ 33,197	\$ 33,197	\$ 11,736	\$ 21,461	64.6%
Employee Benefits	15,084	15,084	6,180	8,904	59.0%
Office Expense & Supplies	1,520	1,520	-	1,520	100.0%
Maintenance & Repair	290	290	-	290	100.0%
Professional Services	400	400	-	400	100.0%
Other Services & Charges	60,000	60,000	19,277	40,723	67.9%
Travel	1,000	1,000	-	1,000	100.0%
Total	\$ 111,491	\$ 111,491	\$ 37,193	\$ 74,298	66.6%
<b>4190 Senior Community Services</b>					
Salaries	\$ 583,149	\$ 583,149	\$ 205,971	\$ 377,178	64.7%
Salaries Overtime	1,000	1,000	-	1,000	100.0%
Other Salary & Supplements	22,150	22,150	7,398	14,752	66.6%
Employee Benefits	254,974	254,974	109,312	145,662	57.1%
Office Expense & Supplies	9,500	4,000	2,663	1,337	33.4%
Food & Kitchen Expenses	175,000	175,000	99,294	75,706	43.3%
Telephone & Utilities	5,020	5,020	1,859	3,161	63.0%
Maintenance & Repair	38,500	43,000	19,390	23,610	54.9%
Professional Services	900	900	-	900	100.0%
Other Services & Charges	14,459	15,459	2,818	12,641	81.8%
Other Expenses	5,221	5,221	1,812	3,409	65.3%
Total	\$ 1,109,873	\$ 1,109,873	\$ 450,516	\$ 659,357	59.4%
<b>4195 Hilltop Community Services</b>					
Salaries	\$ 39,894	\$ 39,894	\$ 14,141	\$ 25,753	64.6%
Other Salary & Supplements	660	660	254	406	61.5%
Employee Benefits	16,673	16,673	6,742	9,931	59.6%
Office Expense & Supplies	2,500	2,500	1,283	1,217	48.7%
Telephone & Utilities	600	600	-	600	100.0%
Maintenance & Repair	300	300	-	300	100.0%
Professional Services	5,450	5,450	-	5,450	100.0%
Other Expenses	1,208	1,208	419	789	65.3%
Total	\$ 67,285	\$ 67,285	\$ 23,012	\$ 44,273	65.8%
<b>4300 Social Mental Services</b>					
Special Personnel Services	43,847	22,561	2,330	20,231	89.7%
Other Services & Charges	108,214	129,500	43,647	85,853	66.3%
Total	\$ 152,061	\$ 152,061	\$ 45,977	\$ 106,084	69.8%
<b>Total Social Services</b>	\$ 3,216,119	\$ 3,216,119	\$ 1,072,178	\$ 2,143,942	66.7%

	Original FY 2020 / 21 Budget	Adjusted FY 2020 / 21 Budget	Year to Date Activity	Available Balance	Percent of Budget Available
<b>Health, Safety &amp; Sanitation</b>					
<b>5100 Emergency Services</b>					
Other Services & Charges	\$ 49,540	\$ 49,540	\$ 25,430	\$ 24,110	<b>48.7%</b>
Total	\$ 49,540	\$ 49,540	\$ 25,430	\$ 24,110	<b>48.7%</b>
<b>5105 Emergency Management</b>					
Salaries	\$ 150,010	\$ 150,010	\$ 54,034	\$ 95,977	64.0%
Salaries Overtime	500	500	15,579	(15,079)	<b>-3015.9%</b>
Other Salary & Supplements	900	900	323	577	64.1%
Employee Benefits	60,894	60,894	28,382	32,512	<b>53.4%</b>
Other Personnel Expense	-	-	830	(830)	<b>0.0%</b>
Office Expense & Supplies	4,825	4,825	2,683	2,142	<b>44.4%</b>
Food & Kitchen Expenses	1,000	1,000	116	884	88.4%
Telephone & Utilities	19,920	19,920	1,894	18,026	90.5%
Maintenance & Repair	6,500	6,500	(80)	6,580	101.2%
Professional Services	3,500	3,500	-	3,500	100.0%
Other Services & Charges	31,203	31,203	20,512	10,691	<b>34.3%</b>
Other Expenses	650	650	-	650	100.0%
Travel	8,000	8,000	-	8,000	100.0%
Capital Outlay	-	-	-	-	<b>0.0%</b>
Total	\$ 287,902	\$ 287,902	\$ 124,272	\$ 163,630	<b>56.8%</b>
<b>5107 Fire Marshal</b>					
Salaries	\$ 63,502	\$ 63,502	\$ 13,708	\$ 49,794	78.4%
Employee Benefits	35,083	35,083	3,998	31,085	88.6%
Office Expense & Supplies	3,050	3,050	182	2,868	94.0%
Telephone & Utilities	1,200	1,200	-	1,200	100.0%
Maintenance & Repair	5,500	5,500	-	5,500	100.0%
Other Services & Charges	9,525	9,525	4,561	4,964	<b>52.1%</b>
Travel	2,000	2,000	-	2,000	100.0%
Total	\$ 119,860	\$ 119,860	\$ 22,450	\$ 97,410	81.3%

	Original FY 2020 / 21 Budget	Adjusted FY 2020 / 21 Budget	Year to Date Activity	Available Balance	Percent of Budget Available
<b>5200 911 Program</b>					
Salaries	\$ 41,018	\$ 41,018	\$ 14,501	\$ 26,517	64.6%
Salaries Overtime	-	-	-	-	<b>0.0%</b>
Other Salary & Supplements	900	900	346	554	<b>61.5%</b>
Employee Benefits	16,980	16,980	6,868	10,112	<b>59.6%</b>
Office Expense & Supplies	523	523	90	433	82.9%
Telephone & Utilities	420	420	-	420	100.0%
Maintenance & Repair	1,100	1,100	-	1,100	100.0%
Professional Services	700	700	-	700	100.0%
Other Services & Charges	562	562	267	295	<b>52.5%</b>
Travel	600	600	-	600	100.0%
Total	\$ 62,803	\$ 62,803	\$ 22,071	\$ 40,732	64.9%



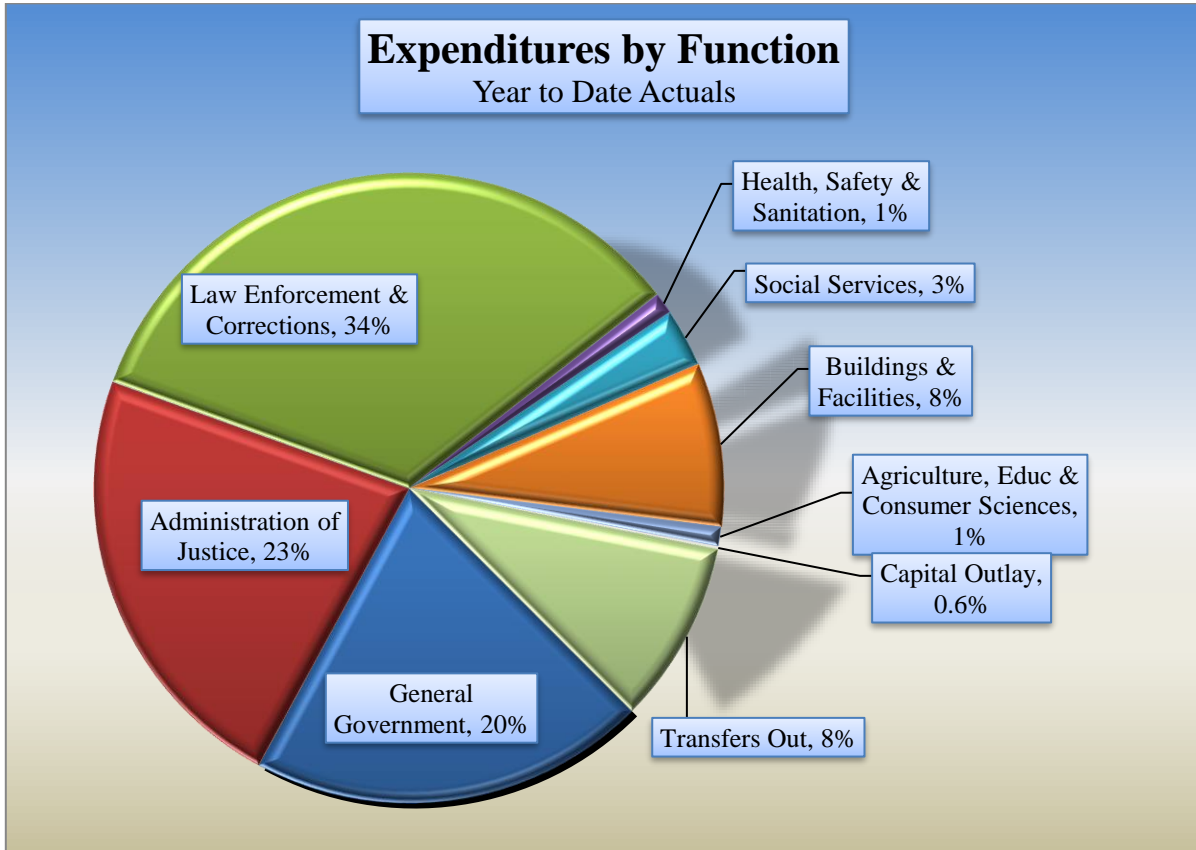
	Original FY 2020 / 21 Budget	Adjusted FY 2020 / 21 Budget	Year to Date Activity	Available Balance	Percent of Budget Available
<b>5220 Environmental Enforcement</b>					
Salaries	\$ 75,254	\$ 75,254	\$ 26,760	\$ 48,494	64.4%
Salaries Overtime	1,000	1,000	393	607	60.7%
Other Salary & Supplements	-	-	-	-	0.0%
Employee Benefits	25,865	25,865	14,379	11,486	44.4%
Office Expense & Supplies	775	1,375	858	517	37.6%
Telephone & Utilities	10,000	10,000	2,645	7,355	73.6%
Maintenance & Repair	10,000	9,700	1,917	7,783	80.2%
Professional Services	12,278	12,278	5,422	6,856	55.8%
Other Services & Charges	11,577	11,277	150	11,127	98.7%
Travel	2,088	2,088	-	2,088	100.0%
Total	\$ 148,837	\$ 148,837	\$ 52,525	\$ 96,312	64.7%
<b>5330 Animal Control</b>					
Salaries	\$ 221,395	\$ 221,395	\$ 78,712	\$ 142,683	64.4%
Salaries Overtime	6,500	6,500	1,888	4,612	71.0%
Other Salary & Supplements	1,680	1,680	646	1,034	61.5%
Employee Benefits	109,906	109,906	46,757	63,149	57.5%
Office Expense & Supplies	2,750	2,750	921	1,829	66.5%
Food & Kitchen Expenses	2,500	2,500	-	2,500	100.0%
Telephone & Utilities	6,500	6,500	1,299	5,201	80.0%
Maintenance & Repair	32,499	32,499	8,885	23,614	72.7%
Professional Services	2,250	2,250	1,246	1,004	44.6%
Other Services & Charges	22,120	22,120	5,248	16,872	76.3%
Other Expenses	1,300	1,300	426	874	67.2%
Travel	1,000	1,000	-	1,000	100.0%
Total	\$ 410,400	\$ 410,400	\$ 146,027	\$ 264,373	64.4%
<b>Total Health, Safety &amp; Sanitation</b>	<b>\$ 1,079,342</b>	<b>\$ 1,079,342</b>	<b>\$ 392,774</b>	<b>\$ 686,568</b>	<b>63.6%</b>

	Original FY 2020 / 21 Budget	Adjusted FY 2020 / 21 Budget	Year to Date Activity	Available Balance	Percent of Budget Available
<b>Agriculture, Educ &amp; Consumer Scs</b>					
<b>6110 Agricultural Extension</b>					
Salaries	\$ 138,195	\$ 138,195	\$ 48,955	\$ 89,240	64.6%
Salaries Overtime	-	-	-	-	<b>0.0%</b>
Other Salary & Supplements	54,795	54,795	21,075	33,720	<b>61.5%</b>
Employee Benefits	71,562	71,562	26,525	45,037	62.9%
Office Expense & Supplies	4,850	4,850	1,059	3,791	78.2%
Telephone & Utilities	2,200	2,200	760	1,440	65.5%
Maintenance & Repair	14,900	14,900	1,827	13,073	87.7%
Professional Services	1,500	1,500	-	1,500	100.0%
Other Services & Charges	6,452	6,452	4,026	2,427	<b>37.6%</b>
Other Expenses	5,605	5,605	1,879	3,726	66.5%
Travel	12,000	12,000	1,533	10,468	87.2%
Total	\$ 312,059	\$ 312,059	\$ 107,637	\$ 204,422	65.5%
<b>6210 Family &amp; Consumer Sciences</b>					
Salaries	\$ 34,486	\$ 34,486	\$ 12,199	\$ 22,287	64.6%
Other Salary & Supplements	21,561	21,561	8,293	13,269	<b>61.5%</b>
Employee Benefits	20,046	20,046	6,984	13,062	65.2%
Office Expense & Supplies	2,750	2,750	452	2,298	83.6%
Food & Kitchen Expenses	300	300	68	232	77.4%
Telephone & Utilities	3,200	3,200	803	2,397	74.9%
Maintenance & Repair	5,000	5,000	1,425	3,575	71.5%
Professional Services	1,000	1,000	550	450	<b>45.0%</b>
Other Services & Charges	802	802	285	517	64.5%
Other Expenses	5,605	5,605	1,879	3,726	66.5%
Travel	3,000	3,000	-	3,000	100.0%
Total	\$ 97,750	\$ 97,750	\$ 32,937	\$ 64,813	66.3%

	Original FY 2020 / 21 Budget	Adjusted FY 2020 / 21 Budget	Year to Date Activity	Available Balance	Percent of Budget Available
<b>6310 County Library</b>					
Salaries	\$ 319,696	\$ 319,696	\$ 113,058	\$ 206,638	64.6%
Other Salary & Supplements	9,319	9,319	1,086	8,233	88.4%
Employee Benefits	141,612	141,612	57,947	83,665	<b>59.1%</b>
Other Personnel Expense	17,500	17,500	6,269	11,231	64.2%
Office Expense & Supplies	20,250	20,250	8,512	11,738	<b>58.0%</b>
Telephone & Utilities	2,500	2,500	473	2,027	81.1%
Maintenance & Repair	8,500	8,500	-	8,500	100.0%
Professional Services	58,000	58,000	14,209	43,791	75.5%
Other Services & Charges	28,000	28,000	8,561	19,439	69.4%
Other Expenses	7,561	7,561	2,463	5,098	67.4%
Travel	5,500	5,500	355	5,145	93.5%
Total	<u>\$ 618,438</u>	<u>\$ 618,438</u>	<u>\$ 212,933</u>	<u>\$ 405,505</u>	<u>65.6%</u>
<b>Total Agriculture, Education &amp; Consumer Sciences</b>	<u>\$ 1,028,247</u>	<u>\$ 1,028,247</u>	<u>\$ 353,507</u>	<u>\$ 674,740</u>	<u>65.6%</u>
<b>Capital Outlay</b>					
<b>1900 Capital Outlay</b>					
Office Expense & Supplies	\$ 145,000	\$ 145,000	\$ 25,787	\$ 119,213	82.2%
Maintenance & Repair	150,000	150,000	-	150,000	100.0%
Professional Services	-	-	10,181	(10,181)	<b>0.0%</b>
Reserve Appropriations	237,695	237,695	-	237,695	100.0%
Capital Outlay	140,000	140,000	21,243	118,757	84.8%
Total	<u>\$ 672,695</u>	<u>\$ 672,695</u>	<u>\$ 57,210</u>	<u>\$ 615,485</u>	<u>91.5%</u>
<b>Total Capital Outlay</b>	<u>\$ 672,695</u>	<u>\$ 672,695</u>	<u>\$ 57,210</u>	<u>\$ 615,485</u>	<u>91.5%</u>
<b>Transfers Out</b>					
<b>9110 Transfers</b>					
Operating Transfers-Out	\$ 9,564,876	\$ 9,564,876	\$ 3,354,087	\$ 6,210,789	64.9%
Total	<u>\$ 9,564,876</u>	<u>\$ 9,564,876</u>	<u>\$ 3,354,087</u>	<u>\$ 6,210,789</u>	<u>64.9%</u>
<b>Total Transfers Out</b>	<u>\$ 9,564,876</u>	<u>\$ 9,564,876</u>	<u>\$ 3,354,087</u>	<u>\$ 6,210,789</u>	<u>64.9%</u>
<b>Grand Total General Fund</b>	<u>\$ 109,873,139</u>	<u>\$ 109,873,139</u>	<u>\$ 35,706,555</u>	<u>\$ 74,166,584</u>	<u>67.5%</u>

**Nueces County, Texas  
General Fund  
February 28, 2021**

**General Fund Expenditures by Function  
Year to Date Actuals**



<b>Function</b>	<b>Year to Date Actuals</b>	<b>Percent of Total</b>
General Government	\$7,291,112	20%
Administration of Justice	8,063,927	23%
Law Enforcement & Corrections	12,121,031	34%
Health, Safety & Sanitation	392,774	1%
Social Services	1,072,178	3%
Buildings & Facilities	3,000,730	8%
Agriculture, Educ & Consumer Sciences	353,507	1%
Capital Outlay	57,209	0%
Transfers Out	3,354,087	9%
<b>Total</b>	<b>\$35,706,554</b>	<b>100%</b>

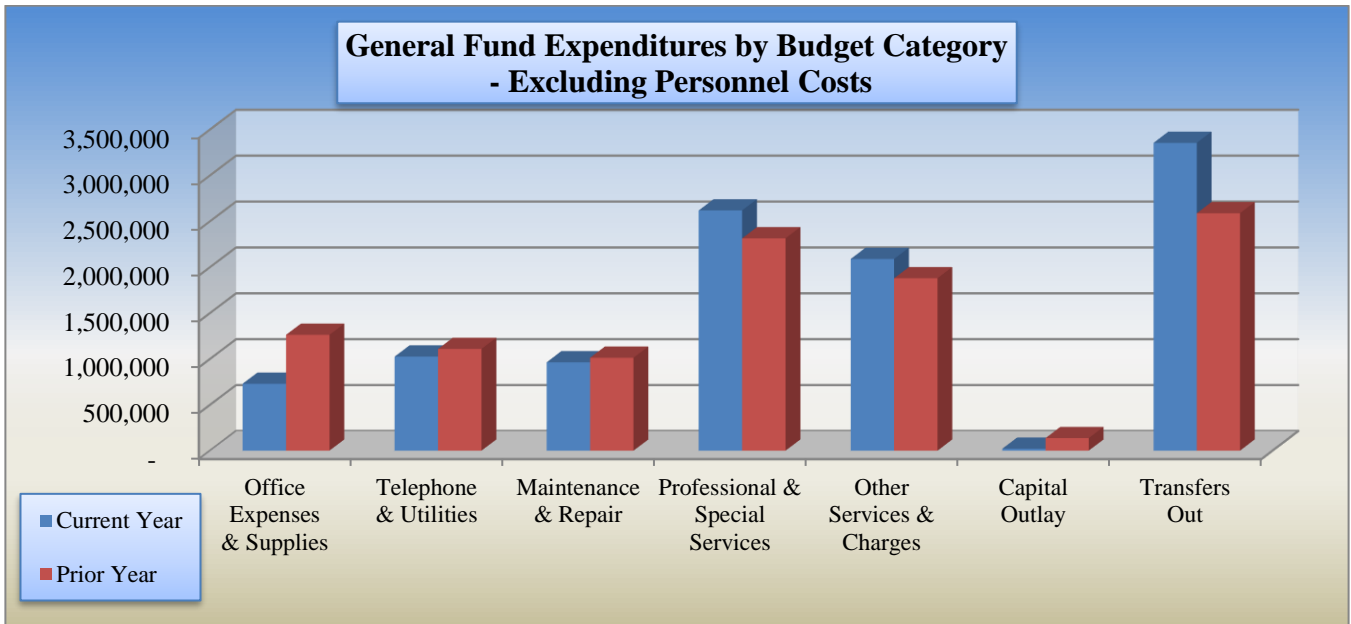
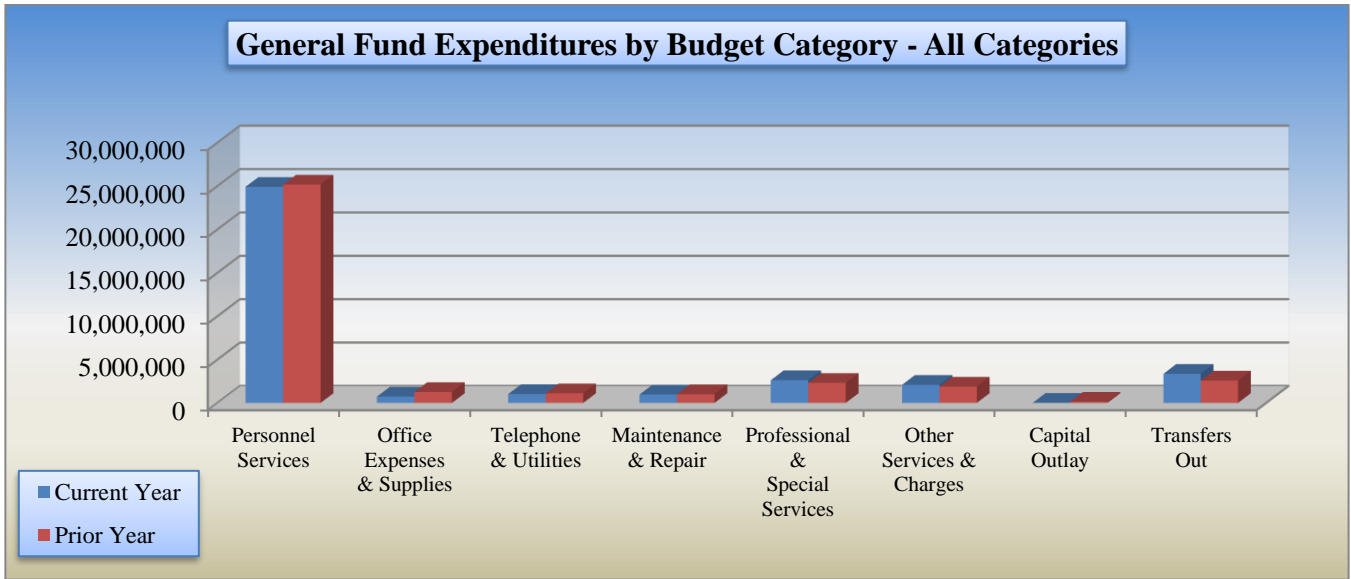
**Nueces County, Texas**  
**Comparison of Current Year to Prior Year Expenditures**  
**General Fund**  
**February 2020 vs February 2021**

	2020 - 2021 Fiscal Year to Date <u>Actual</u>	2019 - 2020 Prior Year to Date <u>Actual</u>	Increase (Decrease)	Current to Prior Year Percentage Change
Salaries and Supplements	\$ 17,001,463	\$ 17,400,011	\$ (398,548)	-2.3%
Employee Benefits	7,684,977	7,607,776	77,201	1.0%
Other Personnel Expense	221,145	158,858	62,287	39.2%
Office Expense & Supplies	366,950	524,722	(157,771)	-30.1%
Food & Kitchen Expenses	361,903	737,117	(375,214)	-50.9%
Telephone & Utilities	1,025,122	1,108,383	(83,260)	-7.5%
Maintenance & Repair	962,849	1,012,198	(49,350)	-4.9%
Professional Services	1,787,061	1,067,581	719,481	67.4%
Special Personnel Services	830,730	1,246,059	(415,328)	-33.3%
Other Services & Charges	1,936,119	1,648,226	287,893	17.5%
Other Expense	156,147	143,295	12,852	9.0%
Travel	(3,243)	87,438	(90,681)	-103.7%
Capital Outlay	21,243	136,898	(115,655)	-84.5%
Transfer to Other Funds	3,354,087	2,587,275	766,812	29.6%
<b>Total General Fund Expenditures</b>	<b>\$ <u>35,706,554</u></b>	<b>\$ <u>35,465,835</u></b>	<b>\$ <u>240,719</u></b>	<b>0.7%</b>

	Personnel Services	Office Expenses & Supplies	Telephone & Utilities	Maintenance & Repair	Professional & Special Services	Other Services & Charges	Capital Outlay	Transfers Out	Total
Current Year	24,907,585	728,853	1,025,122	962,849	2,617,792	2,089,024	21,243	3,354,087	35,706,554
Prior Year	25,166,645	1,261,838	1,108,383	1,012,198	2,313,639	1,878,959	136,898	2,587,275	35,465,835

**Nueces County, Texas  
General Fund  
February 28, 2021**

**General Fund 2 Year Comparison  
Year to Date Actuals**



**Nueces County, Texas**  
**Statement of Expenditures Budget to Actual**  
**Road and Bridge Fund**  
**February 28, 2021**

	Original FY 2020/21 Budget	Adjusted FY 2020/21 Budget	Year to Date Activity	Available Balance	Percent of Budget Available
<b><u>Road &amp; Bridge</u></b>					
Salaries	\$ 2,968,620	\$ 2,968,620	\$ 836,792	\$ 2,131,828	72%
Employee Benefits	1,224,730	1,224,730	462,507	762,223	62%
Other Personnel Expense	10,688	10,688	-	10,688	100%
Office Expense & Supplies	24,186	24,186	14,854	9,332	39%
Food & Kitchen Expenses	-	-	-	-	0%
Telephone & Utilities	113,612	113,612	21,336	92,276	81%
Maint & Repair - Equip &	395,000	395,000	184,761	210,239	53%
Gasoline & Fuel	325,000	325,000	55,017	269,983	83%
Maint & Repair - Bldgs &	110,000	110,000	11,876	98,124	89%
Maint & Repair - Roads &	2,879,325	2,879,325	503,513	2,375,812	83%
Professional Services	70,000	70,000	14,006	55,994	80%
Reserve Appropriations	100,000	100,000	-	100,000	100%
Other Services & Charges	291,879	291,879	80,901	210,978	72%
Other Expense	65,023	65,023	2,986	62,037	95%
Travel	6,000	6,000	-	6,000	100%
Capital Outlay	695,000	695,000	305,256	389,744	56%
Operating Transfers-Out	16,080	16,080	4,020	12,060	75%
<b>Subtotal - Road &amp; Bridge</b>	<b>\$ 9,295,143</b>	<b>\$ 9,295,143</b>	<b>\$ 2,497,825</b>	<b>\$ 6,797,318</b>	<b>73%</b>
<b><u>Engineering</u></b>					
Salaries	\$ 373,086	\$ 373,086	\$ 120,234	\$ 252,852	68%
Salary - Department Head	72,498	72,498	27,989	44,509	61%
Employee Benefits	193,073	193,073	68,770	124,303	64%
Other Personnel Expense	3,240	3,240	1,246	1,994	62%
Office Expense & Supplies	7,550	7,550	7,162	388	5%
Maint & Repair -Equip &	3,000	3,000	2,383	617	21%
Gasoline / Fuel	3,500	3,500	1,430	2,070	59%
Professional Services	22,966	22,966	170	22,796	99%
Other Services & Charges	12,402	12,402	10,720	1,682	14%
Travel	4,000	4,000	-	4,000	100%
Capital Outlay	19,125	19,125	-	19,125	100%
<b>Subtotal Engineering</b>	<b>\$ 714,440</b>	<b>\$ 714,440</b>	<b>\$ 240,104</b>	<b>\$ 474,336</b>	<b>66%</b>
Road & Bridge Operating Net	<b>\$ 8,580,703</b>	<b>\$ 8,580,703</b>	<b>\$ 2,257,722</b>	<b>\$ 6,322,981</b>	
<b><u>Road Right of Way</u></b>					
Professional Services	\$ -	\$ -	\$ -	\$ -	0%
Other Services & Charges	-	-	-	-	0%
<b>Subtotal - Road Right of Way</b>	<b>\$ -</b>	<b>\$ -</b>	<b>\$ -</b>	<b>\$ -</b>	<b>0%</b>
Total Expenditures Road & Bridge	<b>\$ 10,009,583</b>	<b>\$ 10,009,583</b>	<b>\$ 2,737,929</b>	<b>\$ 7,271,654</b>	<b>73%</b>

**Nueces County, Texas**  
**Comparison of Current Year to Prior Year Expenditures**  
**Road and Bridge Fund**  
**February 2020 vs February 2021**

<b><u>Road &amp; Bridge</u></b>	2020 - 21 Fiscal Year to Date <u>Actual</u>	2019 - 20 Prior Year to Date <u>Actual</u>	Increase (Decrease)	Current to Prior Year Percentage Change
Salaries	\$ 985,015	\$ 967,235	\$ 17,780	1.8%
Employee benefits	531,277	524,263	7,014	1.3%
Other Personnel Expense	1,246	3,326	(2,080)	-62.5%
Office Expense & Supplies	22,016	30,668	(8,651)	-28.2%
Telephone & Utilities	21,336	24,253	(2,916)	-12.0%
Maintenance & Repair	758,980	1,091,158	(332,178)	-30.4%
Professional Services	14,176	9,519	4,657	48.9%
Other Services & Charges	91,621	44,713	46,909	104.9%
Other Expense	2,986	2,814	172	6.1%
Travel	-	846	(846)	-100.0%
Capital Outlay	305,256	17,108	288,147	1684.2%
Transfer to Other Funds	4,020	8,040	(4,020)	-50.0%
<b>Total Expenditures Road &amp; Bridge</b>	<b>\$ <u>2,737,929</u></b>	<b>\$ <u>2,723,942</u></b>	<b>\$ <u>13,988</u></b>	<b>0.5%</b>



**Nueces County, Texas**  
**Statement of Expenditures Budget to Actual**  
**Inland and Coastal Parks Fund**  
**February 28, 2021**

	Original FY 2020/21 Budget	Adjusted FY 2020/21 Budget	Year to Date Activity	Remaining Balance	Percent of Budget Available
<b><u>Inland Parks</u></b>					
Salaries	\$ 851,215	\$ 911,215	\$ 333,330	\$ 577,885	63.4%
Employee Benefits	436,801	436,801	199,679	237,122	54.3%
Office Expense & Supplies	16,551	16,551	7,393	9,158	55.3%
Telephone & Utilities	152,940	152,940	54,334	98,606	64.5%
Maint & Repair - Equip & Veh	50,000	50,000	34,893	15,107	30.2%
Gasoline/Fuel	55,000	55,000	16,765	38,235	69.5%
Maint & Repair - Bldg & Grounds	223,499	156,499	28,182	128,317	82.0%
Professional Services	10,000	12,000	-	12,000	100.0%
Other Services & Charges	70,821	75,821	26,452	49,369	65.1%
Other Expense	1,171	1,171	426	745	63.6%
Travel	1,500	1,500	-	1,500	100.0%
Capital Outlay	153,556	153,556	-	153,556	100.0%
<b>Total Expenditures - Inland Parks</b>	<b>\$ 2,023,054</b>	<b>\$ 2,023,054</b>	<b>\$ 701,454</b>	<b>\$ 1,321,600</b>	<b>65.3%</b>
<b><u>Coastal Parks</u></b>					
Salaries	\$ 972,638	\$ 972,638	\$ 334,453	\$ 638,185	65.6%
Employee Benefits	410,574	410,574	177,377	233,197	56.8%
Other Personnel Expense	-	-	-	-	0.0%
Office Expense & Supplies	27,650	27,650	8,745	18,905	68.4%
Telephone & Utilities	586,272	586,272	97,168	489,104	83.4%
Maint & Repair - Equip & Veh	30,000	50,000	21,561	28,439	56.9%
Gasoline/Fuel	33,000	33,000	15,133	17,867	54.1%
Maint & Repair - Bldg & Grounds	150,000	150,000	50,460	99,540	66.4%
Professional Services	70,000	50,000	543	49,457	98.9%
Special Personnel Services	4,900	4,900	-	4,900	100.0%
Other Services & Charges	489,137	489,137	118,418	370,719	75.8%
Other Expense	188,063	188,063	2,822	185,241	98.5%
Travel	4,000	4,000	-	4,000	100.0%
Capital Outlay	104,500	104,500	-	104,500	100.0%
<b>Subtotal - Coastal Parks</b>	<b>\$ 3,070,734</b>	<b>\$ 3,070,734</b>	<b>\$ 826,684</b>	<b>\$ 2,244,050</b>	<b>73.1%</b>
<b><u>Beach Improvements</u></b>					
Salaries	\$ 35,000	\$ 35,000	-	\$ 35,000	100.0%
Employee Benefits	5,000	5,000	-	5,000	100.0%
Office Expense & Supplies	-	-	-	-	0.0%
Maint & Repair - Equip & Veh	20,000	20,000	-	20,000	100.0%
Maint & Repair - Bldg & Grounds	20,000	20,000	-	20,000	100.0%
Professional Services	20,000	20,000	3,000	17,000	85.0%
Other Expense	-	6,500	-	6,500	100.0%
Other Services & Charges	-	-	-	-	0.0%
Contingency Appropriations	128,186	115,286	-	115,286	100.0%
<b>Subtotal - Beach Improvements</b>	<b>\$ 453,186</b>	<b>\$ 446,786</b>	<b>\$ 3,000</b>	<b>\$ 443,786</b>	<b>99.3%</b>

**Nueces County, Texas**  
**Statement of Expenditures Budget to Actual**  
**Inland and Coastal Parks Fund**  
**February 28, 2021**

	Original FY 2020/21 Budget	Adjusted FY 2020/21 Budget	Year to Date Activity	Remaining Balance	Percent of Budget Available
<b><u>Pier Fund</u></b>					
Salaries	\$ 81,767	\$ 81,767	\$ -	\$ 81,767	100.0%
Employee Benefits	6,825	6,825	-	6,825	100.0%
Telephone & Utilities	3,700	3,700	65	3,635	98.3%
Maint & Repair Bldg & Grounds	97,500	97,500	-	97,500	100.0%
Other Services & Charges	1,550	1,550	-	1,550	100.0%
Other Expense	-	6,400	-	6,400	100.0%
Transfer to Other Funds	-	-	-	-	0.0%
<b>Subtotal - Pier Fund</b>	<b>\$ 191,342</b>	<b>\$ 197,742</b>	<b>\$ 65</b>	<b>\$ 197,677</b>	<b>100.0%</b>
<b>Total Expenditures - Coastal Parks</b>	<b>\$ 3,715,262</b>	<b>\$ 3,715,262</b>	<b>\$ 829,748</b>	<b>\$ 2,885,514</b>	<b>77.7%</b>

**Nueces County, Texas**  
**Comparison of Current Year to Prior Year Expenditures**  
**Inland and Coastal Parks Fund**  
**February 2020 vs February 2021**

	2020 - 21 Fiscal Year to Date Activity	2019 - 20 Prior Year to Date Activity	Increase (Decrease)	Current to Prior Year Percentage Change
<b><u>Inland Parks</u></b>				
Salaries	\$ 333,330	\$ 281,567	\$ 51,763	18%
Employee Benefits	199,679	167,634	32,045	19%
Office Expense & Supplies	7,393	14,703	(7,310)	-50%
Telephone & Utilities	54,334	58,689	(4,355)	-7%
Maintenance & Repair	63,075	63,625	(550)	-1%
Gasoline/Fuel	16,765	17,578	(812)	-5%
Professional Services	-	655	(655)	-100%
Other Services & Charges	26,452	15,568	10,884	70%
Other Expense	426	394	32	8%
Capital Outlay	-	-	-	0%
<b>Total Expenditures - Inland Parks</b>	<b>\$ 701,454</b>	<b>\$ 620,477</b>	<b>\$ 80,977</b>	<b>13%</b>
<b><u>Coastal Parks</u></b>				
Salaries	\$ 334,453	\$ 268,728	\$ 65,726	24%
Employee Benefits	177,377	148,833	28,544	19%
Other Personnel Expense	-	-	-	0%
Office Expense & Supplies	8,745	9,455	(709)	-8%
Telephone & Utilities	97,168	104,069	(6,901)	-7%
Maintenance & Repair	87,155	76,586	10,569	14%
Professional Services	543	601	(57)	-10%
Special Personnel Services	-	-	-	0%
Other Services & Charges	118,418	91,956	26,462	29%
Other Expense	2,822	2,186	636	29%
Travel	-	-	-	0%
Capital Outlay	-	-	-	0%
<b>Subtotal - Coastal Parks</b>	<b>\$ 826,684</b>	<b>\$ 702,414</b>	<b>\$ 124,270</b>	<b>18%</b>
<b><u>Beach Improvements</u></b>				
Office Expense & Supplies	\$ -	\$ 100	\$ (100)	-100%
Maint & Repair	-	824	(824)	-100%
Professional Services	3,000	-	3,000	0%
Other Services & Charges	-	-	-	0%
Other Expense	-	4,922	(4,922)	-100%
<b>Subtotal - Beach Improvements</b>	<b>\$ 3,000</b>	<b>\$ 5,845</b>	<b>\$ (2,845)</b>	<b>-49%</b>
<b><u>Pier Fund</u></b>				
Salaries	\$ -	\$ 14,331	\$ (14,331)	-100%
Employee Benefits	-	1,167	(1,167)	-100%
Telephone & Utilities	65	842	(777)	-92%
Maint & Repair Bldg & Grounds	-	41,490	(41,490)	-100%
Other Services & Charges	-	441	(441)	-100%
Other Expense	-	10,231	(10,231)	-100%
Transfer to Other Funds	-	-	-	0%
<b>Subtotal - Pier Fund</b>	<b>\$ 65</b>	<b>\$ 68,500</b>	<b>\$ (68,436)</b>	<b>-100%</b>
<b>Total Expenditures Coastal Parks</b>	<b>\$ 829,748</b>	<b>\$ 776,760</b>	<b>\$ 52,989</b>	<b>7%</b>

**Nueces County, Texas**  
**Statement of Expenditures Budget to Actual**  
**Airport Fund**  
**February 28, 2021**

	Original FY 2020/21 Budget	Adjusted FY 2020/21 Budget	Year to Date Activity	Balance	Percent of Budget Available
<b>Airport</b>					
Salaries	\$ 43,909	\$ 43,909	\$ 15,530	\$ 28,379	64.6%
Employee Benefits	19,100	19,100	8,304	10,796	56.5%
Other Personnel Expense	1,440	1,440	554	886	61.5%
Office Expense & Supplies	4,500	4,500	881	3,619	80.4%
Telephone & Utilities	33,748	33,748	7,974	25,774	76.4%
Maintenance & Repair - Equipment & Vehicles	2,000	2,000	2,826	(826)	-41.3%
Gasoline/Fuel	2,000	2,000	69	1,931	96.6%
Maintenance & Repair - Bldg & Grounds		29,109	8,550	20,559	70.6%
	29,109				
Professional Services	6,785	6,785	-	6,785	100.0%
Contingency Appropriations	29,924	29,924	-	29,924	100.0%
Other Services & Charges	15,897	15,897	3,976	11,922	75.0%
Other Expense	1,319	1,319	447	872	66.1%
Travel	2,000	2,000	-	2,000	100.0%
Capital Outlay	10,000	10,000	-	10,000	100.0%
Transfer to Other Funds	50,000	50,000	-	50,000	100.0%
<b>Total Expenditures Airport</b>	<u>\$ 251,731</u>	<u>\$ 251,731</u>	<u>\$ 49,110</u>	<u>\$ 202,621</u>	80.5%

**Nueces County, Texas**  
**Comparison of Current Year to Prior Year Expenditures**  
**Airport Fund**  
**February 2020 vs February 2021**

	2020 - 21 Fiscal Year to Date Actual	2019 - 20 Prior Year to Date Actual	Increase (Decrease)	Current to Prior Year Percentage Change
<b>Airport</b>				
Salaries	\$ 15,530	\$ 16,560	\$ (1,030)	-6.2%
Employee Benefits	8,304	8,423	(119)	-1.4%
Other Personnel Expense	554	554	-	0.0%
Office Expense & Supplies	881	413	468	113.1%
Telephone & Utilities	7,974	8,033	(59)	-0.7%
Maintenance & Repair - Equipment & Vehicles				
	2,826	-	2,826	0.0%
Maintenance & Repair - Bldg & Grounds				
	8,550	11,777	(3,227)	-27.4%
Professional Services	-	200	(200)	-100.0%
Contingency Appropriations	-	-	-	0.0%
Other Services & Charges	3,976	2,362	1,614	68.3%
Other Expense	447	446	0	0.0%
Travel	-	-	-	0.0%
Capital Outlay	-	-	-	0.0%
Transfer to Other Funds	-	1,405	(1,405)	-100.0%
<b>Total Expenditures Airport</b>	<u>\$ 49,110</u>	<u>\$ 50,174</u>	<u>\$ (1,064)</u>	-2.1%

**Nueces County, Texas**  
**Commissioners Court – Special Revenue**  
**February 28, 2021**

	Original FY 2020/21 Budget	Adjusted FY 2020/21 Budget	Year to Date Activity	Available Balance
<b><u>County Judge - Department 0136</u></b>				
5210 Office Expense & supplies	\$ -	\$ -	\$ -	\$ -
5220 Food & Kitchen Expense	-	-	-	-
5300 Professional Services Expense	30,000	94,905	15,000	79,905
5305 Administrative & Consultant Fees	-	-	41,435	(41,435)
5311 Computer Software Srvc & Maint	-	-	-	-
5350 Contingency Appropriation	379,339	330,001	-	330,001
5410 Other Services & Charges	20,000	-	-	-
5540 Travel Expenses	-	4,433	864	3,569
Total Expenditures	<b>\$ 429,339</b>	<b>\$ 429,339</b>	<b>\$ 57,299</b>	<b>\$ 372,040</b>
<b><u>Commissioner Precinct 1 - Department 1387</u></b>				
5350 Contingency Appropriation	\$ 451,557	\$ 451,557	\$ -	\$ 451,557
5410 Other Services & Charges	20,000	20,000	-	20,000
5443 Inter-Local Agreements	-	-	-	-
Total Expenditures	<b>\$ 471,557</b>	<b>\$ 471,557</b>	<b>\$ -</b>	<b>\$ 471,557</b>
<b><u>Commissioner Precinct 2 - Department 0137</u></b>				
5132 Salaries - Supplemental Pay	\$ -	\$ 600	\$ 600	\$ -
5150 Employee Benefits	-	133	135	(2)
5210 Office Expense & supplies	15,000	15,000	544	14,456
5220 Food & Kitchen Expense	-	-	114	(114)
5240 Maint & Repair-Equip & Vehicle	-	9,293	24,062	(14,769)
5260 Maint & Repair-Bldgs & Grounds	-	-	314	(314)
5300 Professional Services Expense	-	10,974	26,541	(15,567)
5350 Contingency Appropriation	94,457	73,457	-	73,457
5410 Other Services & Charges	45,000	45,000	4,850	40,150
5610 Capital Outlay	25,000	25,000	2,498	22,502
5680 Non-Capital Outlay <\$5,000	-	-	165	(165)
Total Expenditures	<b>\$ 179,457</b>	<b>\$ 179,457</b>	<b>\$ 59,822</b>	<b>\$ 119,635</b>
<b><u>Commissioner Precinct 2 - Department 1300</u></b>				
5350 Contingency Appropriation	\$ 3,554	\$ 3,554	\$ -	\$ 3,554
5680 Non-Capital Outlay <\$5,000	-	-	-	-
Total Expenditures	<b>\$ 3,554</b>	<b>\$ 3,554</b>	<b>\$ -</b>	<b>\$ 3,554</b>
<b><u>Commissioner Precinct 3 - Department 1388</u></b>				
5350 Contingency Appropriation	\$ 363,567	\$ 363,517	\$ -	\$ 363,517
5410 Other Services & Charges	20,000	20,050	-	20,050
5610 Capital Outlay	-	-	-	-
Total Expenditures	<b>\$ 433,567</b>	<b>\$ 433,567</b>	<b>\$ -</b>	<b>\$ 433,567</b>
<b><u>Commissioner Precinct 4 - Department 0138</u></b>				
5350 Contingency Appropriation	\$ 189,213	\$ 178,713	\$ -	\$ 178,713
5410 Other Services & Charges	20,000	30,500	5,000	25,500
5540 Travel Expenses	-	-	-	-
Total Expenditures	<b>\$ 209,213</b>	<b>\$ 209,213</b>	<b>\$ 5,000</b>	<b>\$ 204,213</b>
Total	<b>\$ 1,726,687</b>	<b>\$ 1,726,687</b>	<b>\$ 122,121</b>	<b>\$ 1,604,566</b>

**Nueces County, Texas**  
**Commissioners Court - Diabetes Funds**  
**For the 5 Months Ended February 28, 2021**

County Judge Diabetic Fund - Project 511005		
	FY 20 - 21 Appropriations	\$ <u>10,000</u>
	Total Diabetes Expenses	<u>-</u>
	Available Balance	\$ <u>10,000</u>
Commissioner Precinct 1 - Project 511001		
	FY 20 - 21 Appropriations	\$ 10,000
5443	Interlocal Agreement	<u>-</u>
	Total Diabetes Expenses	<u>-</u>
	Available Balance	\$ <u>10,000</u>
Commissioner Precinct 2 - Project 511002		
	FY 20 - 21 Appropriations	\$ <u>10,000</u>
	Total Diabetes Expenses	<u>-</u>
	Available Balance	\$ <u>10,000</u>
Commissioner Precinct 3 - Project 511003		
	FY 20 - 21 Appropriations	\$ <u>10,000</u>
	Total Diabetes Expenses	<u>-</u>
	Available Balance	\$ <u>10,000</u>
Commissioner Precinct 4 - Project 511004		
	FY 20 - 21 Appropriations	\$ 10,000
	Total Diabetes Expenses	<u>-</u>
	Available Balance	\$ <u>10,000</u>
	<b>Total Annual Diabetes Fund</b>	\$ 50,000
	<b>Total Year-to-Date Expenses</b>	<u>-</u>
	<b>Available Balance</b>	\$ <u><u>50,000</u></u>

**Nueces County, Texas**  
**Commissioners Court - RTA Funds**  
**February 28, 2021**

Project Code	Description	Adjusted Budget	Prior Years Expenditure	Current Year Expenditure	Current Encumbrance	RTA Budget Balance
<b>County Judge</b>						
130900	County Judge	-	25,000	-	-	(25,000)
	County Judge	-	25,000	-	-	(25,000)
<b>Commissioner Precinct 1</b>						
130901	Commissioner Precinct	-	-	-	-	-
	Commissioner Precinct	-	-	-	-	-
<b>Commissioner Precinct 2</b>						
130902	Commissioner Precinct	-	-	-	-	-
	Commissioner Precinct	-	-	-	-	-
<b>Commissioner Precinct 3</b>						
130903	Commissioner Precinct	-	74,625	-	-	(74,625)
	Commissioner Precinct	-	74,625	-	-	(74,625)
<b>Commissioner Precinct 4</b>						
130904	Commissioner Precinct	-	134,170	-	-	(134,170)
	Commissioner Precinct	-	134,170	-	-	(134,170)
<b>Total RTA Funds</b>		-	233,794	-	-	(233,794)

# **SCHEDULES**

(Unaudited)



**Nueces County, Texas**  
**Statement of Transfers In and Out by Fund**  
**February 28, 2021**

	<b>Transfers In</b>	<b>Transfers Out</b>
<b><u>I &amp; S Debt Service Fund</u></b>		
Special Revenue Fund	630,000	-
<b><u>General Fund</u></b>		
Airport Fund	-	15,000
Capital Projects Fund	-	400,000
Coastal Parks Fund	-	335,000
Inland Park Fund	-	870,000
Main Grant Fund	-	5,080
Road Fund	-	2,162
Special Revenue Fund	-	1,451,845
Stadium Fairgrounds	-	275,000
<b><u>Road Fund</u></b>		
Airport Fund	-	4,020
Capital Projects Fund	400,000	-
General Fund	2,162	-
<b><u>Special Revenue Fund</u></b>		
Debt Srvc Fund (I&S)	-	630,000
General Fund	1,451,845	-
Main Grant Fund	2,158	15,533
<b><u>Stadium/Fairgrounds Fund</u></b>		
General Fund	275,000	-
<b><u>Airport Fund</u></b>		
General Fund	15,000	-
Road Fund	4,020	-
<b><u>Inland Parks Fund</u></b>		
General Fund	870,000	-
<b><u>Coastal Parks Fund</u></b>		
General Fund	335,000	-
<b><u>Capital Projects Fund</u></b>		
General Fund	400,000	-
Main Grant Fund	-	35,914
Road Fund	-	400,000
<b><u>Main Grant Fund</u></b>		
Capital Projects	35,914	-
General Fund	5,080	-
Main Grant Fund	54,519	54,519
Special Revenue Fund	15,533	2,158
<b>Total Financing Uses</b>	<b>\$ 4,496,231</b>	<b>\$ 4,496,231</b>

**Nueces County, Texas  
Capital Projects Budget to Actual  
February 28, 2021**

Project Code	Description	Adjusted Project Budget	Prior Years Expenditures	Current Year Expenditures	Capitol Project Budgets Balance
<b>County Judge</b>					
19193000	Airport Improvements	\$695,559	\$427,478	\$20,799	\$247,283
19193004	Envir, Planning, & Mitigation	150,000	16,576	-	133,424
19193005	TX DOT-Airport Fuel Fclty-Mtch	516,805	-	-	516,805
19213000	County Judge	330,172	-	-	330,172
19213001	Courthouse/Cyber Security	319,828	290,328	26,600	2,900
19233001	Arprt Exp & Imprv-Bldngs	473,671	1,904	723	471,044
19233100	Arprt Exp & Imprv-Rd&Rwy	320,245	8,100	1,693	310,453
19237001	Bob Hall Pier Inspection	114,907	114,907	-	-
19237002	CDBG-MIT GLO Match	500,000	-	-	500,000
19010500	Capital Proj Fund (Co Judge)	310,383	146,812	-	163,571
<b>County Judge</b>		<b>\$3,731,570</b>	<b>\$1,006,105</b>	<b>\$49,814</b>	<b>\$2,675,651</b>
<b>Commissioner Precinct 1</b>					
19152502	Precinct 1 Channel Maintenance	\$487,537	\$487,537	\$-	\$-
19172032	Hazel Bazmr Capital Plagrdr Eqp ('07 CO)	61,191	-	-	61,191
19194002	LBasell Youth Sports Complex ('15 CO)	1,000,000	689,667	-	310,333
19194004	Hazel Bazmr-Eng Desgn Dog Park ('15 CO)	20,142	-	-	20,142
19194005	Hazel Bazmr Capital Plagrdr Eqp ('15 CO)	50,765	-	-	50,765
19214000	Commissioner Pct 1 ('16 CO)	301,270	-	-	301,270
19214001	Haven Park	125,000	114,052	-	10,948
19214004	Hilltop Equipment	10,320	-	-	10,320
19214005	CR 69 fr CR52 to CR48 CDBG-DR	66,541	-	-	66,541
19214006	CR 48 fr FM1889-CR69	14,129	-	-	14,129
19214007	CR 73 fr FM624 to Rock Is D	8,129	-	-	8,129
19214008	CR 69 fr CR52-Robs C.L	10,090	-	-	10,090
19010600	Capital Proj Fund (Pct 1)	313,739	137,855	-	175,884
19010601	TPW Boat Ramp	86,261	1,059	35,914	49,288
<b>Commissioner Precinct 1</b>		<b>\$2,555,112</b>	<b>\$1,430,170</b>	<b>\$35,914</b>	<b>\$1,089,028</b>
<b>Commissioner Precinct 2</b>					
19152503	Precinct 2 Channel Maintenance	\$236,986	\$236,986	\$-	\$0
19195000	Commissioner PCT 2 ('15 CO)	66,120	-	-	66,120
19195002	Amistad Veterans Memorial Park	250,000	185,064	-	64,936
19195003	Bishop Library Renovations	358,462	358,462	-	-
19195005	Petronila Retention Pond	750,000	38,948	-	711,052
19195006	Road Improvements	1,050,000	542,961	-	507,039
19195007	Bishop Bldg Re-Roofing	21,339	21,339	-	-
19215000	Commissioner Pct 2 ('16 CO)	103,815	-	-	103,815
19215001	Tierra Grande Drainage Study	41,240	41,240	-	-
19215002	Bush Street Facility Fence	116,170	116,170	-	-
19010700	Capital Proj Fund (Pct 2)	339,308	129,010	-	210,298
19010701	Mobile Emergency Oper. Center	51,948	35,839	10,000	6,109
19010702	Belk Lane Drainage	24,004	-	14,402	9,602
<b>Commissioner Precinct 2</b>		<b>\$3,409,392</b>	<b>\$1,706,018</b>	<b>\$24,402</b>	<b>\$1,678,971</b>

**Nueces County, Texas  
Capital Projects Budget to Actual  
February 28, 2021**

Project Code	Description	Adjusted Project Budget	Prior Years Expenditures	Current Year Expenditures	Capitol Project Budgets Balance
<b>Commissioner Precinct 3</b>					
19152504	Prc 3 Channel Maintenance	\$688,154	\$688,154	\$-	\$-
19159002	CR 36 Improvements ('04 CO)	46,463	46,463	-	-
19196000	Commissioner Pct 3 ('15 CO)	-	-	-	-
19196002	CR 36 Improvments ('15 CO)	1,701,352	1,701,352	-	-
19216000	Commissioner Pct 3	502,660	-	-	502,660
19216001	Berlanga FEMA Repairs	298,167	298,167	-	-
19216002	Agua Dulce Baseball Improvemnt	39,510	39,510	-	-
19010800	Capital Proj Fund(Pct 3)	400,000	-	-	400,000
	<b>Commissioner Precinct 3</b>	<b>\$3,676,306</b>	<b>\$2,773,646</b>	<b>\$-</b>	<b>\$902,660</b>
<b>Commissioner Precinct 4</b>					
19150101	I.B. Magee RV Park Improvement ('04 CO)	\$138,426	\$138,426	\$-	\$-
19197001	I.B. Magee Park ('15 CO)	949,297	949,297	-	-
19197002	Padre Balli Park Imp ('15 CO)	1,156,203	1,156,203	-	0
19197005	Parker Pool-Flour Bluff ('15 CO)	175,000	159,004	-	15,995
19197007	CR 43 Improvements	-	-	-	-
19197008	CR 33 Improvements	378,744	205,880	172,864	(0)
19197009	London Drainage	200,000	-	200,000	-
19197010	Port A Observation Deck ('15 CO)	1,250,000	36,399	97,479	1,116,122
19197011	Padre Balli-Shower/Rstrm ADA	44,555	44,555	-	-
19210006	Padre Balli Park Imp ('16 CO)	150,000	150,000	-	-
19217000	Commissioner Pct. 4	441,552	-	-	441,552
19217002	Parker Pool - Flour Bluff ('16 CO)	52,097	52,097	-	-
19217003	Mobile messaging board	15,277	15,277	-	-
19217004	Port A Observation Deck ('16 CO)	54,475	-	8,775	45,700
19217005	Signage for I.B. Magee Park	1,155	-	1,155	-
19010400	Rd Dist IV Projects	5,785,686	4,141,213	400,000	1,244,473
19010401	I.B. Magee Park	1,954,464	1,933,232	-	21,231
19010402	Padre Balli Park Imp	327,190	327,190	-	-
19010900	Capital Proj Fund (Pct 4)	279,451	200,000	-	79,451
19010901	Mngmt Servcs I.B. Magee	65,250	53,156	-	12,094
19010902	Bob Hall Pier-ADA Ramp Upgrade	12,460	12,460	-	-
19010903	Parker Pool - Flour Bluff	-	-	-	-
	<b>Commissioner Precinct 4</b>	<b>\$13,471,283</b>	<b>\$9,574,392</b>	<b>\$880,273</b>	<b>\$3,016,618</b>
<b>Fairgrounds Upgrades &amp; Repairs</b>					
19013800	Arena HVAC System	\$718,611	\$655,206	\$-	\$63,404
19013801	FEMA-RMB Farigrounds Match	31,389	-	-	31,389
	<b>Fairgrounds Upgrades &amp; Repairs</b>	<b>\$750,000</b>	<b>\$655,206</b>	<b>\$-</b>	<b>\$94,794</b>
<b>Main Jail Renovations</b>					
19013100	Jail Water Pump	\$24,000	\$11,200	\$-	\$12,800
19014500	Sheriff / Jail Fence & Gate	29,975	29,975	-	-
19015600	Cnty Jail Kitchen Area Plumbng	92,796	-	92,796	-
	<b>Main Jail Renovations</b>	<b>\$146,771</b>	<b>\$41,175</b>	<b>\$92,796</b>	<b>\$12,800</b>

**Nueces County, Texas  
Capital Projects Budget to Actual  
February 28, 2021**

Project Code	Description	Adjusted Project Budget	Prior Years Expenditures	Current Year Expenditures	Capitol Project Budgets Balance
<b>McKinzie Jail Renovations</b>					
19170003	McKinzie Annex Expansion (07)	\$100,000	\$100,000	\$-	\$-
19174013	McKinzie Annex Fire Alarm (07)	450,000	447,163	-	2,838
19191000	McKinzie Annex Expansion (15)	2,228,331	2,226,681	-	1,650
19210003	McKinzie Annex Expansion (16)	227,446	227,446	-	(0)
19210008	McKinzie Annex Fire Alarm (16)	838,272	775,271	63,001	(0)
19231190	Mkz Annex Evidnce Str Rm (19)	102,347	-	66,663	35,684
	<b>McKinzie Jail Renovations</b>	<b>\$3,946,396</b>	<b>\$3,776,561</b>	<b>\$129,664</b>	<b>\$40,172</b>
<b>Information Technology Systems</b>					
19170004	Jail Management (07)	\$265,518	\$265,518	\$-	\$-
19178001	Case Management System	5,735,000	5,691,595	32,188	11,218
19178005	Website System Upgrade	257,306	257,306	-	(0)
19178019	IP Telephone System	1,296,372	1,187,194	97,078	12,101
19178023	Network Audio/Video Upgrade	84,404	84,404	-	-
19218002	Dist. Clerk Redaction	50,033	-	-	50,033
19218003	Social Service Mgmt Software	109,955	109,955	-	-
19218004	Tax Office Queuing System	100,000	-	28,531	71,469
19218005	Jail Management (16)	1,330,000	1,224,405	-	105,595
19218006	IT Switch Upgrade	150,000	18,285	1,281	130,434
19218007	Document Management Systems	19,688	19,688	-	-
19218008	Datacenter Server Replacement	70,000	-	-	70,000
19218009	Network Awareness Software	95,000	62,608	-	32,392
19218022	WiFi Replacement & Upgrade	77,309	77,309	-	-
19228000	IT Unallocated (17)	53,327	-	-	53,327
19228001	IT Cloud	346,673	337,073	9,600	-
19231252	FAIRGROUNDS FIREWALL	43,261	42,044	-	1,217
19231253	Fairgrounds-Future Needs/Upgrd	146,192	896	1,680	143,616
19238001	Software as a Service	117,099	37,867	23,692	55,540
19238002	LAN-CIP Project Mngr	1,174,423	65,230	19,901	1,089,291
19015400	Odyssey SAAS Upgrade	214,000	-	214,000	-
	<b>Information Technology Systems</b>	<b>\$11,740,116</b>	<b>\$9,481,377</b>	<b>\$427,951</b>	<b>\$1,830,789</b>
<b>ADA Improvements</b>					
19190005	Hilltop/Bill Bode ADA Imp (15)	\$94,258	\$94,258	\$-	\$-
19192000	ADA Improvements	2,233,851	1,855,002	5,985	372,864
19192001	Bishop Bldg ADA Imp (15)	185,670	145,151	34,449	6,071
19192002	Banquete Bldg ADA Imp	129,820	21,031	-	108,789
19192003	Berlanga Bldg ADA Imp	110,247	-	-	110,247
19192004	Ag Dul Bldg/Fire Station ADA	203,490	197,131	6,359	(0)
19212001	Courthouse ADA Improvements	4,244,883	288,607	-	3,956,276
19212002	Hilltop/Bill Bode ADA Imp (16)	1,580,094	1,579,312	-	782
19212004	Polston Bldg ADA Imp	291,802	-	-	291,802
19212006	Robstown Comm ADA Imp	221,568	-	-	221,568
19212010	Bishop Comm ADA Imp (16)	109,820	15,403	59,845	34,572
19222000	ADA Unallocated	1,000,000	-	-	1,000,000
19013700	ADA Upgrades	222,355	222,355	-	-
	<b>ADA Improvements</b>	<b>\$10,627,858</b>	<b>\$4,418,250</b>	<b>\$106,638</b>	<b>\$6,102,970</b>

**Nueces County, Texas  
Capital Projects Budget to Actual  
February 28, 2021**

Project Code	Description	Adjusted Project Budget	Prior Years Expenditures	Current Year Expenditures	Capitol Project Budgets Balance
<b>Road Bridge &amp; Drainage</b>					
19219000	Road, Bridge & Drainage	\$1,000,000	\$10,781	\$143,274	\$845,945
19229000	R & B Unallocated	200,000	200,000	-	-
19239501	Drainage Master Plan	189,000	39,922	-	149,078
19239502	NB Environmental Srvy Phase 1	238,183	36,896	12,299	188,989
	<b>Road Bridge &amp; Drainage</b>	<b>\$1,627,183</b>	<b>\$287,599</b>	<b>\$155,573</b>	<b>\$1,184,011</b>
<b>Buildings &amp; Facilities</b>					
19151127	Bishop Re-Roof	\$18,582	\$18,582	\$-	\$-
19151128	5th Floor Bldg. Renovatn (04)	57,785	55,150	-	2,635
19172031	Enrg Svngs Prjct/ Mobil Fee	59,418	-	59,418	-
19191001	5th Floor Bldg. Engineering 15	18,112	18,112	-	-
19191002	Enrg Svngs Prjct/ Mobil Fee	369,935	-	369,935	-
19191475	Calderon Bldg Cooling Tower	33,477	33,477	-	-
19211000	Building & Facility Renovation	6,200	4,580	-	1,620
19211001	Courthouse Skylight Replace	27,169	-	-	27,169
19211003	Waco St - Emergency Gen	830,705	216,619	-	614,086
19211004	Hilltop Roof Replacement	990,820	82,355	-	908,465
19211005	Robstown Comm. Center Reparis	65,000	-	-	65,000
19211006	Berlanga Bldg Repair	55,000	-	-	55,000
19211014	Web Based Control HVAC	281,698	277,448	-	4,250
19211017	Evidence Room	37,917	16,033	-	21,884
19211018	4-Yard Improvements	49,517	49,517	-	-
19211019	Architect/Engineer Services	144,880	58,200	-	86,680
19211020	Bill Bode Bldg-Roof Replacmnt	60,500	-	60,500	-
19211021	4Yrd Trng Rm Improvements	10,800	10,800	-	-
19211022	Robstown Yard Improvements	30,828	30,828	-	0
19211023	Fallen Heroes Memorial Garden	47,000	47,000	-	-
19211024	Hazel Bazemore Pk Improvements	347,410	-	-	347,410
19211025	Hazel Bazemore Pk Rstrm Fclty	61,770	-	-	61,770
19211026	Enrg Svngs Prjct/ Mobil Fee	749,092	-	749,092	-
19221501	Enrg Svngs Prjct/ Mobil Fee	77,243	-	77,243	-
19231009	Enrg Svngs Prjct/ Mobil Fee	5,250,692	-	5,250,692	-
19231010	ABM Enrgy Savings Proj-Unalloc	1,940,872	-	-	1,940,872
19231221	Juvenile Fire Alarm Panels	140,000	140,000	-	-
19231565	Medical Examiner Facility Plan	697,510	118,872	39,124	539,515
19231975	IB Magee Multipurpose Building	1,541,118	-	5,200	1,535,918
19231976	IB Magee Temp Ofc Bldg	50,000	18,412	4,650	26,938
19231977	New Hilltop Comm Ctr Fclty	270,608	-	1,472	269,137
19014200	Sr Comm Services (Roof)	35,000	27,450	-	7,550
19014220	Bill Bode Bldg-Roof Replacmnt	38,149	-	38,149	-
19014300	Berlanga Sr Bldg (Repairs)	50,000	6,194	-	43,806
19014400	4-Yard Improvements	199,533	195,258	-	4,275
19014401	4-Yard Fence	23,480	-	23,480	-
19015000	Bishop Bldg. Emer Generator	28,946	28,946	-	-
	<b>Buildings &amp; Facilities</b>	<b>\$14,696,765</b>	<b>\$1,453,831</b>	<b>\$6,678,953</b>	<b>\$6,563,981</b>

**Nueces County, Texas**  
**Capital Projects Budget to Actual**  
**February 28, 2021**

Project Code	Description	Adjusted Project Budget	Prior Years Expenditures	Current Year Expenditures	Capitol Project Budgets Balance
<b>County Parks</b>					
19153328	Amistad Park Walking Trail	\$10,001	\$-	\$-	\$10,001
19153402	Hazel Bazemore Park Imp.	54,293	-	-	54,293
19221000	Inland Park Repairs Unallocate	266,189	-	-	266,189
19012100	Hazel Bazemore Clean-up	451,754	451,754	-	-
19012110	Hazel Bazemore Pk Improvements	52,075	-	-	52,075
19015500	Conrad Blucher Shoreline Survey	426,282	-	-	426,282
<b>County Parks</b>		<b>\$1,260,593</b>	<b>\$451,754</b>	<b>\$-</b>	<b>\$808,839</b>
<b>Individual Projects</b>					
19190000	2015 Certificate of Obligation	\$238,902	\$238,902	\$-	\$-
19201000	Harbor Bridge Project	12,000,000	12,000,000	-	-
19210000	2016 Certificate of Obligation	259,576	259,576	-	-
19220000	2017 CO Unallocated	3,231,260	3,231,260	-	-
19230000	2019 Tax Note Unallocated	309,732	309,732	-	-
19231001	Courthouse/Jail Chiller Proj	1,825,191	1,749,769	(3,900)	79,323
19231002	Bishop Building Re-Roofing	99,241	99,241	-	-
19231003	Jail Elevators	934,637	805,224	54,552	74,860
19231004	Crths Envelope Remediation	6,672,876	-	-	6,672,876
19231005	Courthouse Tower Elevators	1,656,022	1,477,806	178,216	(0)
19231006	Ext Crths Safety Measures	204,786	85,733	59,046	60,007
19231007	Ext Cths Remediation	550,554	139,822	25,465	385,267
19231008	Cthse Imprv Otr Chill/Jail/Elv	150,000	-	3,346	146,655
19231011	NC 19 Capital Imprv Plan	49,196	-	-	49,196
19231012	Financial Advisory Services	50,524	-	50,524	-
19231250	Fairgrounds Immed Need Unallocated	171,402	896	2,291	168,215
19231850	Animal Care Building Study	85,353	9,143	3,354	72,856
19232001	Cnty Crthse ADA Improv Access	294,786	-	18,704	276,082
19232002	Cntywide Accessibility Projects	308,312	-	20,944	287,368
19238501	Metrocom Radio Replacement	2,167,995	722,665	722,665	722,665
19238502	Body Cameras and Tasers	182,742	182,742	-	-
19238503	MetroCom P25 Radio Sys Upgrd	608,000	-	-	608,000
19238901	Dist Clerk Records Imaging	2,000,000	200,000	300,000	1,500,000

Continued on next page

**Nueces County, Texas  
Capital Projects Budget to Actual  
February 28, 2021**

<b>Project Code</b>	<b>Description</b>	<b>Adjusted Project Budget</b>	<b>Prior Years Expenditures</b>	<b>Current Year Expenditures</b>	<b>Capitol Project Budgets Balance</b>
	Continued from previous page				
19239001	CR 67 FRM SH44 TO CR28	2,938,467	122,086	9,366	2,807,015
19239002	CR69 CR 52 TO ROBST LIM	458,222	41,861	3,479	412,882
19239003	CR73 FM 624 RCK ISL DRV	972,906	87,507	22,465	862,933
19239004	CR33 FROM FM 43 1 MILE N	56,824	-	-	56,824
19239005	CR48 from FM1889 to CR69	575,793	46,374	2,953	526,466
19239006	CR 22 from SH286 to CR51	1,763,033	103,068	13,497	1,646,467
19239007	CR 49 from FM43 to FM244	1,631,149	94,834	11,689	1,524,625
19239008	Harbor Bridge Right of Way	168,000	42,000	42,000	84,000
19239009	CR77 fr FM2826 to CR30/PCT 3	71,526	2,588	-	68,939
19239010	CR 69 frm CR 52 to CR 48/PCT 1	42,605	-	-	42,605
19239011	CDBG-DR County Roads Contingnc	-	-	-	-
19239012	CR 67 FM 665 S Adtv 1 Pet 2	-	-	-	-
19239013	Bauer Rd SH 44/CR 44 Adv3 Pc3	-	-	-	-
19010100	Misc Projects	1,283,349	1,215,689	-	67,660
19012700	Major Capital Proj Contingency	420,241	420,241	-	-
19012701	Def Eco Adj Assist Grant	-	-	-	-
19012900	Court Proj Sanction Fund	168,014	168,014	-	-
19014800	Central Jury Room Upgrades	49,891	49,891	-	-
19014900	Library Tech Upgrades	54,462	54,462	-	-
19015100	Equip & Furn 5th Floor MP Room	35,576	35,576	-	-
19015101	5th Floor Bldg. Renovations	46,387	1,500	908	43,979
19015300	THC Preservation Grant Match	54,030	-	-	54,030
	<b>Individual Projects</b>	<b>\$44,849,241</b>	<b>\$23,998,201</b>	<b>\$1,541,563</b>	<b>\$19,309,478</b>
<b>Total Capital Projects</b>		<b>\$116,488,587</b>	<b>\$61,054,284</b>	<b>\$10,123,541</b>	<b>\$45,310,763</b>

**Capital Projects Totals by Funding Source**

<b>Project Funding Source</b>	<b>Adjusted Project Budget</b>	<b>Prior Years Expenditures</b>	<b>Current Year Expenditures</b>	<b>Capital Project Budgets Balance</b>
<b>2004 Certificate of Obligation</b>	\$1,738,226	\$1,671,297	\$-	\$66,929
<b>2007 Certificate of Obligation</b>	8,316,892	8,033,179	188,683	95,030
<b>2015 Certificate of Obligation</b>	16,750,100	11,362,929	907,869	4,479,303
<b>2015 State Infrastructure Bond</b>	12,000,000	12,000,000	-	-
<b>2016 Certificate of Obligation</b>	18,843,203	6,578,868	1,142,055	11,122,281
<b>2017 Certificate of Obligation</b>	5,174,691	3,768,332	86,843	1,319,516
<b>2019 Tax Note</b>	40,310,000	6,948,139	6,968,443	26,393,418
<b>General Fund</b>	15,165,538	10,691,540	829,649	3,644,350
<b>Total Capital Projects</b>	<b>\$118,298,650</b>	<b>\$61,054,284</b>	<b>\$10,123,541</b>	<b>\$47,120,825</b>



# Nueces County

## Summary of Revenue Reports

For revenue reports received for February 2021



as of April 1, 2021

The monthly revenue reports have been received and proofed by the County Auditor's Office, where they are on file for inspection. The monthly revenue reports are respectfully presented to the Commissioners Court for approval, in accordance with LGC 114.002, 114.043, and 114.044. Reports are considered late after the 25th of the following month.

DEPT.	CODE	DEPARTMENT	DEPARTMENT HEAD	Last 6 months % Timely	Feb-21	
					REPORT STATUS	LAST REPORT
					✓ Received	SUBMITTED
	0160	Airport Fund	John Cox	100.00%	✓	
	5330	Animal Control	Juan Ramirez	100.00%	✓	
	0180	Coastal Management	Scott Cross	100.00%	✓	
	1180	County Clerk Collections	Kara Sands	100.00%	✓	
	1160	County Clerk Fee Account	Kara Sands	100.00%	✓	
	1170	County Clerk Treasury	Kara Sands	100.00%	✓	
	3700	County Sheriff - Bond Account	John Hooper	100.00%	✓	
	3700	County Sheriff - Civil Account	John Hooper	100.00%	✓	
	1324	County Sheriff - Inmate Benefit	John Hooper	83.33%	✓	
	3720	County Sheriff - Inmate Trust Account	John Hooper	100.00%	✓	
	1329	County Sheriff-Federal Narcotics	John Hooper	100.00%	✓	
	3021	CountyClerk School Fund	Kara Sands	100.00%	✓	
	3530	District Clerk- Child Support	Anne Lorentzen	33.33%	Not received	July - 2020
	3530	District Clerk Fee Operating Account	Anne Lorentzen	0.00%	Not received **	May - 2020
	3530	District Clerk-Criminal Bond Registry	Anne Lorentzen	16.67%	Not received	July - 2020
	3530	District Clerk-Invested Trust Accounts	Anne Lorentzen	16.67%	Not received	July - 2020
	3530	District Clerk-Registry Accts.# 1 & 2	Anne Lorentzen	16.67%	Not received	July - 2020
	0140	Fairgrounds Stadium	Edward Herrera	100.00%	✓	
	1356	Hilltop Community Center	Edward Herrera	100.00%	✓	
	3480	Juvenile Probation	Homer Flores	100.00%	✓	
	0150	Law Library	Ida Garza	100.00%	✓	
	3890	Medical Examiner	Dr. Ray Fernandez	100.00%	✓	
	1370	Robstown & SanJuan Parks	Edward Herrera	100.00%	✓	
	4190	Senior Community Services	Edward Herrera	100.00%	✓	
<b>TAX ASSESSOR-COLLECTOR</b>						
	1200	Proration Account	Kevin Kieschnick	100.00%	Not received	Jul-20
	1200	Monthly Collected Taxes	Kevin Kieschnick	100.00%	Not received	Jul-20
	1200	Gen. Services Account	Kevin Kieschnick	100.00%	Not received	Jul-20
	1200	Motor Vehicle Account (2)	Kevin Kieschnick	100.00%	Not received	Jul-20
	1200	Property Tax Acct	Kevin Kieschnick	100.00%	Not received	Jul-20
	1200	V I T Escrow	Kevin Kieschnick	100.00%	Not received	Jul-20
	1200	IRP Funds	Kevin Kieschnick	100.00%	Not received	Jul-20





# Nueces County

## Summary of Revenue Reports

For revenue reports received for February 2021



as of April 1, 2021

The monthly revenue reports have been received and proofed by the County Auditor's Office, where they are on file for inspection. The monthly revenue reports are respectfully presented to the Commissioners Court for approval, in accordance with LGC 114.002, 114.043, and 114.044. Reports are considered late after the 25th of the following month.

**Feb-21**

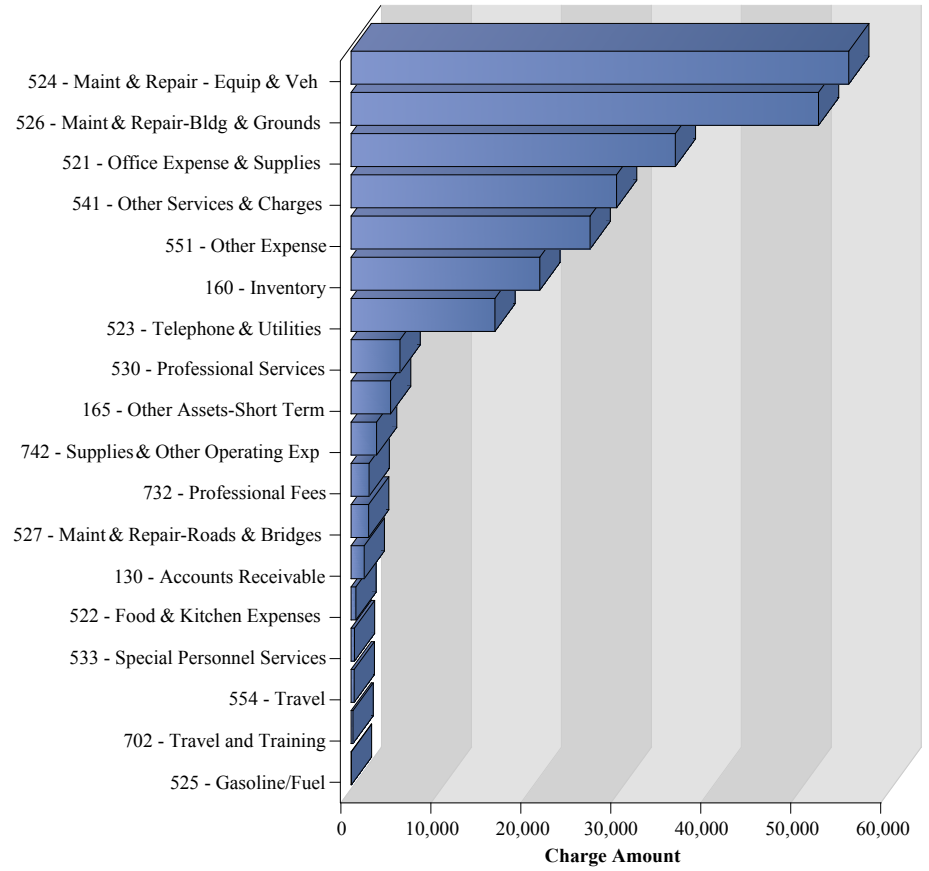
DEPT.			Last 6 months	REPORT STATUS	LAST REPORT
<u>CODE</u>	<u>DEPARTMENT</u>	<u>DEPARTMENT HEAD</u>	<u>% Timely</u>	<u>✓ Received</u>	<u>SUBMITTED</u>
<b>JUSTICES OF THE PEACE</b>					
3600	Precinct 1, Place 1	Judge Joe Benavides	100.00%	✓	
3610	Precinct 1, Place 2	Judge Henry Santana	100.00%	✓	
3613	Precinct 1, Place 3	Judge Robert Balderas	100.00%	✓	
3621	Precinct 2, Place 1	Judge Jo Woosley	100.00%	✓	
3622	Precinct 2, Place 2	Judge Thelma Rodriguez	100.00%	✓	
3630	Precinct 3	Judge Larry Lawrence	100.00%	✓	
3640	Precinct 4	Judge Duncan Neblett, Jr.	100.00%	✓	
3650	Precinct 5-1	Judge Robert Gonzalez	100.00%	✓	
3655	Precinct 5-2	Judge Armando B. Gonzalez, Jr.	100.00%	✓	
<b>CONSTABLES</b>					
3810	Precinct 1	Robert M. Cisneros	100.00%	✓	
3820	Precinct 2	Michell Clark	100.00%	✓	
3830	Precinct 3	Jimmy Rivera	83.33%	✓	
3840	Precinct 4	Robert W. Sherwood	100.00%	✓	
3850	Precinct 5	Fred Flores III	100.00%	✓	

# **Procurement**

(Unaudited)

**Nueces County, Texas**  
**PCard Transaction Totals by Budget Category**  
**All Funds**  
**February 2021**

	Amount
524 - Maint & Repair - Equip & Veh	55,318
526 - Maint & Repair-Bldg & Grounds	51,958
521 - Office Expense & Supplies	36,042
541 - Other Services & Charges	29,510
551 - Other Expense	26,567
160 - Inventory	20,974
523 - Telephone & Utilities	15,988
530 - Professional Services	5,438
165 - Other Assets-Short Term	4,391
742 - Supplies & Other Operating Exp	2,833
732 - Professional Fees	2,000
527 - Maint & Repair-Roads & Bridges	1,949
130 - Accounts Receivable	1,458
522 - Food & Kitchen Expenses	533
533 - Special Personnel Services	375
554 - Travel	348
702 - Travel and Training	213
525 - Gasoline/Fuel	38
<b>Total</b>	<b>255,932</b>



**Nueces County, Texas**  
**PCard Transaction Totals by Budget Category, Key Code**  
**All Funds**  
**February 2021**

Budget Category	Key Code	Amount
524 - Maint & Repair - Equip & Veh	5249 - Car Repairs, Supplies & Srvc	19,560.62
	5248 - Car Accessories	12,232.26
	5252 - Heavy Motor Equip & Mach M&R	10,245.29
	5255 - Tools & Supplies	4,185.65
	5254 - Equip Maint. & Repairs	3,153.05
	5258 - Radios & Camera Maint & Repair	2,121.45
	5257 - Hardware Srvc & Maintenance	1,550.00
	5250 - Shop-Oil,Tires,Antifrz,Filters	1,201.65
	5256 - PC Maintenance & Repairs	901.05
	5247 - Car Wash & Cleaning Expense	167.00
	<b>Total</b>	<b>55,318.02</b>
526 - Maint & Repair-Bldg & Grounds	5268 - Parts, Supplies & Misc	33,600.99
	5265 - Mechanical Systems Repairs	13,142.38
	5261 - Buildings-Maintenance & Repair	2,739.00
	5264 - Landscape & Grounds M&R	1,510.04
	5266 - Contract Services-Buildings	764.40
	5262 - Janitorial & Misc Supplies	200.87
	<b>Total</b>	<b>51,957.68</b>
521 - Office Expense & Supplies	5211 - Office Expenses & Supplies	32,940.42
	5216 - Gulf Coast Mailing	1,634.70
	5217 - Postage & Fed Express	1,140.86
	5218 - Books, Magzs & Subscriptions	325.79
	<b>Total</b>	<b>36,041.77</b>
541 - Other Services & Charges	5449 - Burial/Cremation Expense	15,241.00
	5438 - General Operating Supplies	4,278.07
	5414 - Advertisemnts & Public Notices	1,909.46
	5444 - Law Enforcement Supplies	1,640.12
	5435 - Equipment Rentals	1,598.80
	5463 - Wearing Apparel Expenses	1,594.99
	5437 - Fees & Permits	810.83
	5447 - Membrships,Dues,Certifications	645.82
	5424 - Books & Subscriptions Inventory	566.53
	5440 - Inmate General Supplies	348.44
	5942 - Notary & Other Bonds	295.99
	5442 - Investigation Costs	256.91
	5459 - Transportation of Persons	167.00
	5455 - Services - Other	75.00
	5462 - Video & Recording Expenses	47.95

**Nueces County, Texas**  
**PCard Transaction Totals by Budget Category, Key Code**  
**All Funds**  
**February 2021**

Budget Category	Key Code	Amount
541 - Other Services & Charges	5427 - Clinical & Hygienic Supplies	33.23
	<b>Total</b>	<b>29,510.14</b>
551 - Other Expense	5517 - Copiers/Print Shop Costs	21,633.32
	5518 - Extra Copies	4,904.35
	5515 - Contract Lease Pymts	29.12
	<b>Total</b>	<b>26,566.79</b>
160 - Inventory	1500 - Inventory - Supplies	20,974.20
	<b>Total</b>	<b>20,974.20</b>
523 - Telephone & Utilities	5237 - Utilities - Direct Clients	6,859.43
	5236 - InterNet Fees-T-1-ISDN	4,274.12
	5238 - TXU Electric Assistance	2,086.05
	5231 - Telephone Utility Expense	1,757.48
	5239 - Tipping & Dump Fees	996.60
	5229 - Content Streaming Services	14.06
	<b>Total</b>	<b>15,987.74</b>
530 - Professional Services	5302 - Education Registration Fees	2,847.00
	5311 - Software Srvc & Maintenance	1,448.28
	5317 - Training Exps-Inhouse, Cntract	703.00
	5310 - Engineers, Surveyors, etc.	397.00
	5306 - Empl Evals/Testing	43.21
	<b>Total</b>	<b>5,438.49</b>
165 - Other Assets-Short Term	1660 - Utility Pre-Payments PCard	4,390.77
	<b>Total</b>	<b>4,390.77</b>
742 - Supplies & Other Operating Exp	7448 - Educational Supplies	2,495.65
	7421 - Office Expense & Supplies	337.37
	<b>Total</b>	<b>2,833.02</b>
732 - Professional Fees	7328 - Memberships & Dues	2,000.00
	<b>Total</b>	<b>2,000.00</b>
527 - Maint & Repair-Roads & Bridges	5274 - Parts & Supplies	1,214.90
	5272 - Oil & Other Paving Materials	633.40
	5276 - Road Sign Materials	101.01
	<b>Total</b>	<b>1,949.31</b>
130 - Accounts Receivable	1472 - Charge Customer A/R	1,457.83
	<b>Total</b>	<b>1,457.83</b>
522 - Food & Kitchen Expenses	5222 - Food for Animals	272.65
	5221 - Food & Edible Items	260.72
	<b>Total</b>	<b>533.37</b>
533 - Special Personnel Services	5349 - Prosecution Costs-Other	375.00

**Nueces County, Texas**  
**PCard Transaction Totals by Budget Category, Key Code**  
**All Funds**  
**February 2021**

Budget Category	Key Code	Amount
533 - Special Personnel Services	<b>Total</b>	<b>375.00</b>
554 - Travel	5542 - Travel, Food & Lodging	347.73
	<b>Total</b>	<b>347.73</b>
702 - Travel and Training	7023 - Lodging	212.90
	<b>Total</b>	<b>212.90</b>
525 - Gasoline/Fuel	5241 - Gasoline-Credit Card & Bulk	37.61
	<b>Total</b>	<b>37.61</b>
<b>Total</b>		<b>255,932.37</b>

**Nueces County, Texas**  
**PCard Transaction Totals by Budget Category, Key Code and Department**  
**All Funds**  
**February 2021**

Budget Category	Key Code	Department	Amount	
524 - Maint & Repair - Equip & Veh	5249 - Car Repairs, Supplies & Srves	0120 - Road & Bridge Fund	5,795.57	
		3700 - County Sheriff	2,755.63	
		0137 - Prct 2 Special Revenue Fund	2,500.71	
		0170 - Inland Park Fund	2,279.32	
		3850 - Constable 5	1,823.32	
		3830 - Constable 3	1,142.92	
		3520 - District Attorney	551.13	
		0180 - Coastal Parks Department	504.70	
		3720 - Jail	473.19	
		3092 - Vector Control	377.54	
		3490 - Juvenile Detention	326.71	
		3810 - Constable 1	296.75	
		4190 - Senior Community Services	258.26	
		3840 - Constable 4	222.78	
		3820 - Constable 2	125.54	
		5330 - Nueces County Animal Services	47.90	
		1570 - Building Superintendent	41.15	
		2419 - Stonegarden	30.50	
		6110 - Agricultural Extension	7.00	
			<b>Total</b>	<b>19,560.62</b>
		5248 - Car Accessories	0120 - Road & Bridge Fund	10,151.20
			3700 - County Sheriff	1,035.35
			3092 - Vector Control	871.69
			3810 - Constable 1	153.69
			1190 - County Clerk Elections	20.33
			<b>Total</b>	<b>12,232.26</b>
	5252 - Heavy Motor Equip & Mach M&R	0120 - Road & Bridge Fund	10,124.00	
		0180 - Coastal Parks Department	121.29	
		<b>Total</b>	<b>10,245.29</b>	
	5255 - Tools & Supplies	1570 - Building Superintendent	1,776.39	
		0120 - Road & Bridge Fund	500.69	
		1500 - Mechanical Maintenance	484.36	
		0170 - Inland Park Fund	412.84	
		1590 - Hilltop Facility	380.15	
		1540 - Johnny S. Calderon Co. Bldg	182.85	
		0121 - Engineering	172.80	
		3092 - Vector Control	117.86	
		3492 - Juvenile Justice Post-Adjudica	85.25	

**Nueces County, Texas**  
**PCard Transaction Totals by Budget Category, Key Code and Department**  
**All Funds**  
**February 2021**

Budget Category	Key Code	Department	Amount
524 - Maint & Repair - Equip & Veh	5255 - Tools & Supplies	1740 - McKenzie Jail Annex	51.92
		1400 - General Repairs - Building	20.54
		<b>Total</b>	<b>4,185.65</b>
	5254 - Equip Maint. & Repairs	0170 - Inland Park Fund	1,002.41
		0120 - Road & Bridge Fund	935.37
		1590 - Hilltop Facility	411.57
		1570 - Building Superintendent	342.59
		1500 - Mechanical Maintenance	239.00
		0180 - Coastal Parks Department	215.11
		3720 - Jail	7.00
		<b>Total</b>	<b>3,153.05</b>
	5258 - Radios & Camera Maint & Repair	0120 - Road & Bridge Fund	2,121.45
		<b>Total</b>	<b>2,121.45</b>
	5257 - Hardware Srvc & Maintenance	1240 - Information Technology	1,550.00
		<b>Total</b>	<b>1,550.00</b>
	5250 - Shop-Oil,Tires,Antifrz,Filters	0120 - Road & Bridge Fund	847.67
		0180 - Coastal Parks Department	253.00
		6110 - Agricultural Extension	66.26
		3720 - Jail	34.72
		<b>Total</b>	<b>1,201.65</b>
	5256 - PC Maintenance & Repairs	1240 - Information Technology	901.05
		<b>Total</b>	<b>901.05</b>
	5247 - Car Wash & Cleaning Expense	3850 - Constable 5	92.00
3810 - Constable 1		75.00	
<b>Total</b>		<b>167.00</b>	
<b>Total</b>		<b>55,318.02</b>	
526 - Maint & Repair-Bldg & Grounds	5268 - Parts, Supplies & Misc	1570 - Building Superintendent	17,509.00
		0104 - Disaster Recovery	7,160.61
		0180 - Coastal Parks Department	6,572.07
		0170 - Inland Park Fund	996.97
		3720 - Jail	592.50
		1590 - Hilltop Facility	369.83
		1240 - Information Technology	190.87
		0120 - Road & Bridge Fund	115.58
		1470 - Records Management Department	84.56
		1200 - Tax Assessor - Collector	9.00
		<b>Total</b>	<b>33,600.99</b>
		5265 - Mechanical Systems Repairs	1570 - Building Superintendent



**Nueces County, Texas**  
**PCard Transaction Totals by Budget Category, Key Code and Department**  
**All Funds**  
**February 2021**

			Amount
Budget Category	Key Code	Department	
526 - Maint & Repair-Bldg & Grounds	5265 - Mechanical Systems Repairs	0104 - Disaster Recovery	2,887.06
		0180 - Coastal Parks Department	774.05
		0170 - Inland Park Fund	604.39
		0120 - Road & Bridge Fund	452.50
		<b>Total</b>	<b>13,142.38</b>
	5261 - Buildings-Maintenance & Repair	1570 - Building Superintendent	1,889.00
		0104 - Disaster Recovery	850.00
		<b>Total</b>	<b>2,739.00</b>
	5264 - Landscape & Grounds M&R	1570 - Building Superintendent	1,120.64
		0104 - Disaster Recovery	250.00
		1590 - Hilltop Facility	139.40
		<b>Total</b>	<b>1,510.04</b>
	5266 - Contract Services-Buildings	0120 - Road & Bridge Fund	600.00
		0170 - Inland Park Fund	164.40
		<b>Total</b>	<b>764.40</b>
	5262 - Janitorial & Misc Supplies	3720 - Jail	200.87
		<b>Total</b>	<b>200.87</b>
<b>Total</b>			<b>51,957.68</b>
521 - Office Expense & Supplies	5211 - Office Expenses & Supplies	3720 - Jail	13,142.62
		0104 - Disaster Recovery	6,854.63
		0135 - Federal/IRS Forfeitures-DA	1,999.13
		3520 - District Attorney	1,766.59
		3300 - Court Administration	1,246.84
		3480 - Juvenile Probation	1,086.36
		1121 - CCMGT Support	901.71
		0170 - Inland Park Fund	859.88
		0120 - Road & Bridge Fund	802.21
		1122 - Grants Administration	582.66
		3530 - District Clerk	531.48
		6110 - Agricultural Extension	419.57
		1280 - Employees' Benefits	330.00
		1590 - Hilltop Facility	284.81
		0180 - Coastal Parks Department	215.07
		3820 - Constable 2	194.00
		1240 - Information Technology	170.14
		3840 - Constable 4	157.10
		3700 - County Sheriff	136.72
4110 - Social Services-Administration	135.96		

**Nueces County, Texas**  
**PCard Transaction Totals by Budget Category, Key Code and Department**  
**All Funds**  
**February 2021**

Budget Category	Key Code	Department	Amount	
521 - Office Expense & Supplies	5211 - Office Expenses & Supplies	1250 - County Auditor	126.45	
		3492 - Juvenile Justice Post-Adjudica	106.83	
		1270 - County Purchasing	100.81	
		3890 - Medical Examiner	95.04	
		3490 - Juvenile Detention	92.48	
		1200 - Tax Assessor - Collector	75.69	
		3710 - ID Jail Division	75.00	
		2440 - AgriLife Ext-Hog Abatement Prg	73.09	
		1125 - Risk Management	64.91	
		3360 - 214th District Court	62.79	
		3850 - Constable 5	58.24	
		1030 - County Commissioner Prec 3	51.98	
		1470 - Records Management Department	46.75	
		5105 - Emergency Management	25.00	
		1130 - County Attorney	23.98	
		1010 - County Commissioner Prec 1	21.96	
		3622 - Justice of the Peace 2-2	15.52	
		3350 - 148th District Court	6.42	
		<b>Total</b>	<b>32,940.42</b>	
		5216 - Gulf Coast Mailing		1200 - Tax Assessor - Collector
	3300 - Court Administration			208.72
	3530 - District Clerk			194.12
	1170 - County Clerk Treasury			60.10
	1250 - County Auditor			59.14
	3520 - District Attorney			41.24
	1160 - County Clerk			41.02
	3610 - Justice of the Peace 1-2			28.70
	3700 - County Sheriff			18.66
	3480 - Juvenile Probation			18.00
	1180 - Co Clerk Collections			17.98
	3600 - Justice of the Peace 1-1			7.80
	3150 - County Court at Law 5			5.68
	3370 - 319th District Court	3.70		
1130 - County Attorney	2.84			
3810 - Constable 1	2.38			
3340 - 117th District Court	2.30			
3310 - 28th District Court	1.30			
1270 - County Purchasing	1.20			

**Nueces County, Texas**  
**PCard Transaction Totals by Budget Category, Key Code and Department**  
**All Funds**  
**February 2021**

Budget Category	Key Code	Department	Amount	
521 - Office Expense & Supplies	5216 - Gulf Coast Mailing	1245 - Human Resources	1.00	
		3360 - 214th District Court	0.70	
		1490 - CSCD Cook Building	0.32	
		3075 - Contract Elections	0.12	
		3890 - Medical Examiner	0.06	
		4110 - Social Services-Administration	0.06	
		<b>Total</b>	<b>1,634.70</b>	
	5217 - Postage & Fed Express	3520 - District Attorney	831.25	
		0120 - Road & Bridge Fund	179.01	
		5330 - Nueces County Animal Services	49.90	
		1130 - County Attorney	38.70	
		0170 - Inland Park Fund	35.00	
		3850 - Constable 5	7.00	
		<b>Total</b>	<b>1,140.86</b>	
	5218 - Books, Magzs & Subscriptions	1130 - County Attorney	134.92	
		3520 - District Attorney	101.87	
		3820 - Constable 2	89.00	
		<b>Total</b>	<b>325.79</b>	
	<b>Total</b>		<b>36,041.77</b>	
	541 - Other Services & Charges	5449 - Burial/Cremation Expense	4120 - Direct Social Services	12,581.00
			2171 - Tx Vet Comm Vet Asst	2,660.00
			<b>Total</b>	<b>15,241.00</b>
		5438 - General Operating Supplies	0104 - Disaster Recovery	3,564.38
3092 - Vector Control			506.67	
5330 - Nueces County Animal Services			142.02	
3820 - Constable 2			65.00	
<b>Total</b>			<b>4,278.07</b>	
5414 - Advertisemnts & Public Notices		0370 - Metropolitan Planning Org	1,304.80	
		4130 - Children Protective Services	431.80	
		4195 - Hilltop Community Services	172.86	
		<b>Total</b>	<b>1,909.46</b>	
5444 - Law Enforcement Supplies		3810 - Constable 1	561.33	
		3700 - County Sheriff	455.84	
		1322 - Sheriff Community Projects	286.84	
		3720 - Jail	216.11	
		3850 - Constable 5	120.00	
		<b>Total</b>	<b>1,640.12</b>	
5435 - Equipment Rentals		1570 - Building Superintendent	950.38	

**Nueces County, Texas**  
**PCard Transaction Totals by Budget Category, Key Code and Department**  
**All Funds**  
**February 2021**

Budget Category	Key Code	Department	Amount
541 - Other Services & Charges	5435 - Equipment Rentals	0104 - Disaster Recovery	244.68
		0120 - Road & Bridge Fund	229.74
		1520 - Bishop Building	174.00
		<b>Total</b>	<b>1,598.80</b>
	5463 - Wearing Apparel Expenses	0135 - Federal/IRS Forfeitures-DA	761.30
		3650 - Justice of the Peace 5-1	470.00
		3380 - 347th District Court	289.00
		3850 - Constable 5	74.69
		<b>Total</b>	<b>1,594.99</b>
	5437 - Fees & Permits	1250 - County Auditor	725.00
		1460 - Robert N. Barnes Juv. Facility	71.83
		3850 - Constable 5	14.00
		<b>Total</b>	<b>810.83</b>
	5447 - Membrships,Dues,Certifications	3092 - Vector Control	230.82
		3520 - District Attorney	195.00
		3492 - Juvenile Justice Post-Adjudica	160.00
		3630 - Justice of the Peace 3	60.00
		<b>Total</b>	<b>645.82</b>
	5424 - Books & Subscriptions Inventory	6310 - County Library	566.53
		<b>Total</b>	<b>566.53</b>
	5440 - Inmate General Supplies	3492 - Juvenile Justice Post-Adjudica	288.78
		3720 - Jail	59.66
		<b>Total</b>	<b>348.44</b>
	5942 - Notary & Other Bonds	3820 - Constable 2	148.27
		1130 - County Attorney	147.72
		<b>Total</b>	<b>295.99</b>
	5442 - Investigation Costs	3520 - District Attorney	182.00
		3700 - County Sheriff	74.91
		<b>Total</b>	<b>256.91</b>
5459 - Transportation of Persons	3700 - County Sheriff	167.00	
	<b>Total</b>	<b>167.00</b>	
5455 - Services - Other	4130 - Children Protective Services	75.00	
	<b>Total</b>	<b>75.00</b>	
5462 - Video & Recording Expenses	3490 - Juvenile Detention	47.95	
	<b>Total</b>	<b>47.95</b>	
5427 - Clinical & Hygienic Supplies	3492 - Juvenile Justice Post-Adjudica	33.23	
	<b>Total</b>	<b>33.23</b>	
<b>Total</b>			<b>29,510.14</b>

**Nueces County, Texas**  
**PCard Transaction Totals by Budget Category, Key Code and Department**  
**All Funds**  
**February 2021**

Budget Category	Key Code	Department	Amount
551 - Other Expense	5517 - Copiers/Print Shop Costs	3520 - District Attorney	3,369.75
		3480 - Juvenile Probation	1,522.59
		1200 - Tax Assessor - Collector	1,390.50
		1250 - County Auditor	1,205.12
		1490 - CSCD Cook Building	1,142.33
		3530 - District Clerk	1,130.39
		3490 - Juvenile Detention	1,003.34
		1130 - County Attorney	887.59
		1160 - County Clerk	708.74
		3250 - Magistrate/ DWI Drug Court	659.21
		1285 - General Administration	646.45
		1121 - CCMGT Support	555.68
		3150 - County Court at Law 5	502.39
		1245 - Human Resources	430.35
		1270 - County Purchasing	368.85
		3120 - County Court at Law 2	364.39
		3130 - County Court at Law 3	364.38
		1170 - County Clerk Treasury	350.45
		1180 - Co Clerk Collections	350.43
		3320 - 94th District Court	327.81
		3340 - 117th District Court	327.80
		3370 - 319th District Court	305.71
		3380 - 347th District Court	305.70
		3310 - 28th District Court	297.40
		3110 - County Court at Law 1	284.26
		3140 - County Court at Law 4	284.26
		3330 - 105th District Court	282.75
		3510 - District Clerk-Jury Admin	263.85
		1470 - Records Management Department	253.56
		1125 - Risk Management	250.10
		3492 - Juvenile Justice Post-Adjudica	247.25
		1570 - Building Superintendent	223.25
		3350 - 148th District Court	222.19
3360 - 214th District Court	222.19		
1122 - Grants Administration	211.00		
3300 - Court Administration	209.83		
1275 - Veterans' Service	161.48		
		<b>Total</b>	<b>21,633.32</b>

**Nueces County, Texas**  
**PCard Transaction Totals by Budget Category, Key Code and Department**  
**All Funds**  
**February 2021**

Budget Category	Key Code	Department	Amount	
551 - Other Expense	5518 - Extra Copies	1190 - County Clerk Elections	4,904.35	
		<b>Total</b>	<b>4,904.35</b>	
	5515 - Contract Lease Pymts	0370 - Metropolitan Planning Org	29.12	
		<b>Total</b>	<b>29.12</b>	
	<b>Total</b>		<b>26,566.79</b>	
160 - Inventory	1500 - Inventory - Supplies	1270 - County Purchasing	20,974.20	
		<b>Total</b>	<b>20,974.20</b>	
	<b>Total</b>		<b>20,974.20</b>	
523 - Telephone & Utilities	5237 - Utilities - Direct Clients	4120 - Direct Social Services	4,301.82	
		2132 - EFSP CARES-COVID19	955.90	
		1350 - CBCF/TXU	617.50	
		2171 - Tx Vet Comm Vet Asst	466.94	
		2160 - Emergency Food and Shelter Prg	387.27	
		1386 - Social Services- Donations	130.00	
		<b>Total</b>	<b>6,859.43</b>	
	5236 - InterNet Fees-T-1-ISDN	1240 - Information Technology	5105 - Emergency Management	148.98
			6210 - Family & Consumer Sciences	122.61
			0370 - Metropolitan Planning Org	115.58
			1329 - Fed Awrded Sheriff	87.54
			<b>Total</b>	<b>4,274.12</b>
	5238 - TXU Electric Assistance	1350 - CBCF/TXU		2,086.05
			<b>Total</b>	<b>2,086.05</b>
	5231 - Telephone Utility Expense	1770 - Sr Community Services Bldgs.	1510 - Agua Dulce Building	412.81
			1520 - Bishop Building	374.53
			0370 - Metropolitan Planning Org	287.27
			1540 - Johnny S. Calderon Co. Bldg	141.54
			1240 - Information Technology	50.88
			<b>Total</b>	<b>1,757.48</b>
			5239 - Tipping & Dump Fees	0170 - Inland Park Fund
	0120 - Road & Bridge Fund	107.60		
	1240 - Information Technology	70.66		
	1570 - Building Superintendent	54.11		
	1270 - County Purchasing	24.49		
	<b>Total</b>	<b>996.60</b>		
	5229 - Content Streaming Services	3480 - Juvenile Probation		

**Nueces County, Texas**  
**PCard Transaction Totals by Budget Category, Key Code and Department**  
**All Funds**  
**February 2021**

Budget Category	Key Code	Department	Amount	
523 - Telephone & Utilities	5229 - Content Streaming Services	<b>Total</b>	<b>14.06</b>	
	<b>Total</b>		<b>15,987.74</b>	
530 - Professional Services	5302 - Education Registration Fees	3520 - District Attorney	1,200.00	
		3850 - Constable 5	833.00	
		0370 - Metropolitan Planning Org	500.00	
		0120 - Road & Bridge Fund	199.00	
		1121 - CCMGT Support	65.00	
		3630 - Justice of the Peace 3	50.00	
		3092 - Vector Control	0.00	
		<b>Total</b>	<b>2,847.00</b>	
	5311 - Software Srvc & Maintenance	1250 - County Auditor	714.87	
		0180 - Coastal Parks Department	543.47	
		1240 - Information Technology	100.00	
		3520 - District Attorney	89.94	
		<b>Total</b>	<b>1,448.28</b>	
	5317 - Training Exps-Inhouse, Cntract	1240 - Information Technology	375.00	
		5220 - Environmental Enforcement	178.00	
		3820 - Constable 2	150.00	
		<b>Total</b>	<b>703.00</b>	
	5310 - Engineers, Surveyors, etc.	2456 - TPW HB BOAT RAMP II	397.00	
		<b>Total</b>	<b>397.00</b>	
	5306 - Empl Evals/Testing	3480 - Juvenile Probation	22.00	
		3490 - Juvenile Detention	11.00	
		3820 - Constable 2	10.21	
		<b>Total</b>	<b>43.21</b>	
	<b>Total</b>		<b>5,438.49</b>	
	165 - Other Assets-Short Term	1660 - Utility Pre-Payments PCard	0140 - County Stadium	3,150.35
			0160 - Airport Fund Administration	686.72
			0110 - General Fund Administration	373.56
0170 - Inland Park Fund			180.14	
<b>Total</b>			<b>4,390.77</b>	
<b>Total</b>		<b>4,390.77</b>		
742 - Supplies & Other Operating Exp	7448 - Educational Supplies	0440 - Substance Abuse Treatment	2,495.65	
		<b>Total</b>	<b>2,495.65</b>	
	7421 - Office Expense & Supplies	0412 - Comm Service Restitution(CSR)	185.91	
		0402 - CSCD	135.75	
		0440 - Substance Abuse Treatment	15.71	
		<b>Total</b>	<b>337.37</b>	

**Nueces County, Texas**  
**PCard Transaction Totals by Budget Category, Key Code and Department**  
**All Funds**  
**February 2021**

Budget Category	Key Code	Department	Amount
742 - Supplies & Other Operating Exp	<b>Total</b>		<b>2,833.02</b>
732 - Professional Fees	7328 - Memberships & Dues	0410 - CCP Pre-Trial Services	1,500.00
		0402 - CSCD	500.00
		<b>Total</b>	<b>2,000.00</b>
	<b>Total</b>	<b>2,000.00</b>	
527 - Maint & Repair-Roads & Bridges	5274 - Parts & Supplies	0120 - Road & Bridge Fund	1,214.90
		<b>Total</b>	<b>1,214.90</b>
	5272 - Oil & Other Paving Materials	0120 - Road & Bridge Fund	633.40
		<b>Total</b>	<b>633.40</b>
	5276 - Road Sign Materials	0120 - Road & Bridge Fund	101.01
		<b>Total</b>	<b>101.01</b>
	<b>Total</b>	<b>1,949.31</b>	
130 - Accounts Receivable	1472 - Charge Customer A/R	3492 - Juvenile Justice Post-Adjudica	1,457.83
		<b>Total</b>	<b>1,457.83</b>
	<b>Total</b>	<b>1,457.83</b>	
522 - Food & Kitchen Expenses	5222 - Food for Animals	1330 - State Awrdded Sheriff	272.65
		<b>Total</b>	<b>272.65</b>
	5221 - Food & Edible Items	1285 - General Administration	152.20
		6210 - Family & Consumer Sciences	67.86
		3492 - Juvenile Justice Post-Adjudica	29.16
		3850 - Constable 5	11.50
	<b>Total</b>	<b>260.72</b>	
<b>Total</b>	<b>533.37</b>		
533 - Special Personnel Services	5349 - Prosecution Costs-Other	3520 - District Attorney	375.00
		<b>Total</b>	<b>375.00</b>
	<b>Total</b>	<b>375.00</b>	
554 - Travel	5542 - Travel, Food & Lodging	3830 - Constable 3	220.80
		3850 - Constable 5	126.93
		<b>Total</b>	<b>347.73</b>
	<b>Total</b>	<b>347.73</b>	
702 - Travel and Training	7023 - Lodging	0440 - Substance Abuse Treatment	212.90
		<b>Total</b>	<b>212.90</b>
	<b>Total</b>	<b>212.90</b>	
525 - Gasoline/Fuel	5241 - Gasoline-Credit Card & Bulk	3700 - County Sheriff	25.00
		3720 - Jail	12.61
		<b>Total</b>	<b>37.61</b>
	<b>Total</b>	<b>37.61</b>	
<b>Total</b>	<b>255,932.37</b>		



**Nueces County**  
**Transaction Totals by Department Average**  
Statement Date(s): 02/28/2021

Merchant	Amount	Department	Card Holder Name	Average Transaction per Dept	Average Transaction per Cardholder
GULF COAST MAILING SERV	1,634.70	1250	LARIOZ, CONSUELO PEREZ	1,428.19	14,086.19
RICOH USA INC	26,537.67	1250	LARIOZ, CONSUELO PEREZ	1,428.19	14,086.19
GOVERNMENT FINANCE OFFIC	725.00	1250	ATCHLEY, LOREN DALE	1,428.19	725.00
CTS FRONTIER ONLINEPAY	1,701.68	1250	GONZALEZ, FRANCISCA YESENIA SA	1,428.19	309.42
INTUIT QUICKBOOKS	714.87	1250	GONZALEZ, FRANCISCA YESENIA SA	1,428.19	309.42
NUECES COUNTY WCID 3	4,390.77	1250	GONZALEZ, FRANCISCA YESENIA SA	1,428.19	309.42
BUILDING SPECIALTIES 411	-299.29	1020	GONZALEZ, JOE A	1,250.36	1,250.36
NATIONAL AUTO GLASS	2,800.00	1020	GONZALEZ, JOE A	1,250.36	1,250.36
THERANEST ANNUAL SUB	2,298.15	0402	LAVERS, THOMAS EARL	420.49	1,247.83
THERANEST WILEY M	197.50	0402	LAVERS, THOMAS EARL	420.49	1,247.83
DOMESTIC ABUSE INTERVE	2,000.00	0402	SHULL, WILLIAM AGUSTIN	420.49	500.00
ALTEX COMPUTER AND ELECTR	86.85	0402	MORALES, RICARDO	420.49	142.05
GALLS	126.41	0402	MORALES, RICARDO	420.49	142.05
INN ON BARONS CREEK	212.90	0402	MORALES, RICARDO	420.49	142.05
AMZN MKTP US 3J9ZZ5CZ3	31.70	0402	SVEHLA, STANLEY COY	420.49	41.37
CORPUS CHRISTI SAFE AND L	59.50	0402	SVEHLA, STANLEY COY	420.49	41.37
THE HOME DEPOT #6584	32.91	0402	SVEHLA, STANLEY COY	420.49	41.37
1-800-FLOWERS.COMINC.	286.84	3700	MARTINEZ, CYNTHIA LAURA	407.38	1,597.25
AMZN MKTP US GF6XW2V23	99.96	3700	MARTINEZ, CYNTHIA LAURA	407.38	1,597.25
CC DISTRIBUTORS	4,404.96	3700	MARTINEZ, CYNTHIA LAURA	407.38	1,597.25
CC DISTRIBUTORS	565.74	3700	WILLOUGHBY III, WILLIAM F	407.38	602.61
CORPUS CHRISTI SAFE AND L	100.00	3700	WILLOUGHBY III, WILLIAM F	407.38	602.61
DAILY WELLS COMMUNICATIO	191.36	3700	WILLOUGHBY III, WILLIAM F	407.38	602.61
FIRESTONE678791	7.00	3700	WILLOUGHBY III, WILLIAM F	407.38	602.61
GULF COAST PAPER COMPANY-	7,065.66	3700	WILLOUGHBY III, WILLIAM F	407.38	602.61
H-E-B #253	14.25	3700	WILLOUGHBY III, WILLIAM F	407.38	602.61
WESTERN DETENTION PR	492.50	3700	WILLOUGHBY III, WILLIAM F	407.38	602.61
GULF COAST PAPER COMPANY-	5,377.05	3700	ARANDA, JUAN JOSE	407.38	537.71
ARNOLD OIL COMPANY	76.87	3700	GARZA JR, ROBERTO D	407.38	519.53
BOB'S CITY GARAGE	1,474.72	3700	GARZA JR, ROBERTO D	407.38	519.53
SINISTER	7.00	3700	GARZA JR, ROBERTO D	407.38	519.53
ACADEMY SPORTS #29	61.95	3700	WOOD, ERIC	407.38	448.76

**Nueces County**  
**Transaction Totals by Department Average**  
Statement Date(s): 02/28/2021

Merchant	Amount	Department	Card Holder Name	Average Transaction per Dept	Average Transaction per Cardholder
GULF COAST MARINE INC.	1,035.35	3700	WOOD, ERIC	407.38	448.76
INTERSTATE BATTERIES	248.98	3700	WOOD, ERIC	407.38	448.76
ANNAVILLE MUFFLER AND	725.01	3700	CAMPOS, FRANCISCO	407.38	401.00
PETSMART # 0196	76.98	3700	CAMPOS, FRANCISCO	407.38	401.00
ANNAVILLE MUFFLER AND	306.98	3700	MARTINEZ JR, ROLANDO	407.38	306.98
SE40847	12.61	3700	LEAL, ROBERT	407.38	227.62
STAPLES TIRE & AUTOMOTIVE	442.62	3700	LEAL, ROBERT	407.38	227.62
PETSMART # 0196	136.68	3700	GONZALES, RUDY GUZMAN	407.38	136.68
DTV DIRECTV SERVICE	87.54	3700	GALVAN, JOHN A	407.38	87.54
PETSMART # 0196	58.99	3700	GARCIA, LAURA N	407.38	58.99
ANNAVILLE MUFFLER AND	143.50	3700	MARTINEZ, NATHAN CHRISTOPHE	407.38	55.02
AUTOZONE #4211	21.55	3700	MARTINEZ, NATHAN CHRISTOPHE	407.38	55.02
CEFCO #0054 BELTON TX	25.00	3700	MARTINEZ, JOHN MATTHEW	407.38	55.00
LA QUINTA INN & SUITES	140.00	3700	MARTINEZ, JOHN MATTHEW	407.38	55.00
DISCOUNT-TIRE-CO TXC-05	30.50	3700	NUNEZ, EDUARDO	407.38	37.59
MISSION RESTAURANT SUPPLY	52.95	3700	NUNEZ, EDUARDO	407.38	37.59
SQ BATTERIES PLUS BULBS	44.95	3700	NUNEZ, EDUARDO	407.38	37.59
THE HOME DEPOT #6584	21.96	3700	NUNEZ, EDUARDO	407.38	37.59
ALAMEDA MEDICAL SUPPLY	24.75	3700	RODRIGUEZ, NATIVIDAD	407.38	28.00
AMERICAN DETAIL SUPPLY	29.00	3700	RODRIGUEZ, NATIVIDAD	407.38	28.00
ARNOLD OIL COMPANY	5.72	3700	RODRIGUEZ, NATIVIDAD	407.38	28.00
WAL-MART #0470	20.88	3700	RODRIGUEZ, NATIVIDAD	407.38	28.00
WAL-MART #5898	59.66	3700	RODRIGUEZ, NATIVIDAD	407.38	28.00
CHEVRON 0153459	27.00	3700	MELLINGER, JOHN F	407.38	27.00
O'REILLY AUTO PARTS 445	30.57	3700	ESCOBAR, JOE O	407.38	15.29
AMBIT TEXAS LLC	102.73	4110	HERRERA, VERONICA ELIZABETH	377.36	377.36
CITY OF CORPUS CHRISTI	2,252.96	4110	HERRERA, VERONICA ELIZABETH	377.36	377.36
CORPUS CHRISTI FUNERAL	3,780.00	4110	HERRERA, VERONICA ELIZABETH	377.36	377.36
FSI CPL RETAIL	87.12	4110	HERRERA, VERONICA ELIZABETH	377.36	377.36
FSI FIRST CHOICE POWER	84.44	4110	HERRERA, VERONICA ELIZABETH	377.36	377.36
GREEN MOUNTAIN ENERGY	150.00	4110	HERRERA, VERONICA ELIZABETH	377.36	377.36

**Nueces County**  
**Transaction Totals by Department Average**  
Statement Date(s): 02/28/2021

Merchant	Amount	Department	Card Holder Name	Average Transaction per Dept	Average Transaction per Cardholder
GUARDIAN FUNERAL HOME & C	1,740.00	4110	HERRERA, VERONICA ELIZABETH	377.36	377.36
PAW ALL FAITH CREMATION	5,421.00	4110	HERRERA, VERONICA ELIZABETH	377.36	377.36
RELIANT ENERGY	414.27	4110	HERRERA, VERONICA ELIZABETH	377.36	377.36
TREVINO FUNERAL HOME	820.00	4110	HERRERA, VERONICA ELIZABETH	377.36	377.36
TXU BILL PAYMENT	831.43	4110	HERRERA, VERONICA ELIZABETH	377.36	377.36
UNITY CHAPEL FUNERAL	920.00	4110	HERRERA, VERONICA ELIZABETH	377.36	377.36
AMZN MKTP US BW68P8983	413.54	3520	PUTMAN, MICHELLE A	354.80	394.27
TMOBILE LAW RELATION	375.00	3520	PUTMAN, MICHELLE A	354.80	394.27
AMZN MKTP US DP85L2J83	1,894.24	3520	ARVIZU, ELIZABETH NICHOLE	354.80	350.15
AMZN MKTP US KX6RR8GN3	104.89	3520	ARVIZU, ELIZABETH NICHOLE	354.80	350.15
BIG JOES TIRE & AUTO	551.13	3520	ARVIZU, ELIZABETH NICHOLE	354.80	350.15
BJ'S FAMOUS UNIFORMS	761.30	3520	ARVIZU, ELIZABETH NICHOLE	354.80	350.15
CAPCOG	400.00	3520	ARVIZU, ELIZABETH NICHOLE	354.80	350.15
CORPUS CHRISTI ELECTRIC	40.95	3520	ARVIZU, ELIZABETH NICHOLE	354.80	350.15
DIY BOOKBABY	54.98	3520	ARVIZU, ELIZABETH NICHOLE	354.80	350.15
FEDEX 98854174	831.25	3520	ARVIZU, ELIZABETH NICHOLE	354.80	350.15
STATE BAR TX-CLE WEB	95.00	3520	ARVIZU, ELIZABETH NICHOLE	354.80	350.15
TDCAA	846.89	3520	ARVIZU, ELIZABETH NICHOLE	354.80	350.15
TLO TRANSUNION	182.00	3520	ARVIZU, ELIZABETH NICHOLE	354.80	350.15
WPY JUVENILE LAW SECTION	100.00	3520	ARVIZU, ELIZABETH NICHOLE	354.80	350.15
ZOOM.US 888-799-9666	89.94	3520	ARVIZU, ELIZABETH NICHOLE	354.80	350.15
FASCLAMPITT CORPUS CHRIST	4,513.76	1270	HERNANDEZ, MARGARITA	352.04	451.38
CITY OF CORPUS CHRISTI	24.49	1270	RODRIGUEZ, RAUL R	352.04	347.30
GRAINGER	684.29	1270	RODRIGUEZ, RAUL R	352.04	347.30
USPS PO 4820240414	1,375.00	1270	RODRIGUEZ, RAUL R	352.04	347.30
A&W OFFICE SUPPLY	942.35	1270	CLARK, JAMYE	352.04	344.90
AMAZON.COM AMZN.COM/BILL	-5.99	1270	CLARK, JAMYE	352.04	344.90

**Nueces County**  
**Transaction Totals by Department Average**  
Statement Date(s): 02/28/2021

Merchant	Amount	Department	Card Holder Name	Average Transaction per Dept	Average Transaction per Cardholder
AMAZON.COM LC0NA0273 AMZN	23.98	1270	CLARK, JAMYE	352.04	344.90
AMERICAN SOLUTIONS4 BUS	4,207.51	1270	CLARK, JAMYE	352.04	344.90
AMZN MKTP US 0P0AN1YD3	51.98	1270	CLARK, JAMYE	352.04	344.90
AMZN MKTP US 2H1IW9PC3	73.75	1270	CLARK, JAMYE	352.04	344.90
AMZN MKTP US 5G98508T3	19.50	1270	CLARK, JAMYE	352.04	344.90
AMZN MKTP US 9M2UL9YE3	135.96	1270	CLARK, JAMYE	352.04	344.90
AMZN MKTP US C33UO3NF3	62.79	1270	CLARK, JAMYE	352.04	344.90
AMZN MKTP US DY6AT5W13	1,172.00	1270	CLARK, JAMYE	352.04	344.90
AMZN MKTP US P32PB1DE3	63.16	1270	CLARK, JAMYE	352.04	344.90
BESTBUYCOM806418254462	162.32	1270	CLARK, JAMYE	352.04	344.90
COASTAL OFFICE SOLUTIONS	2,295.16	1270	CLARK, JAMYE	352.04	344.90
CORPUS CHRISTI ELECTRIC	501.77	1270	CLARK, JAMYE	352.04	344.90
DOMYOWN.COM	284.81	1270	CLARK, JAMYE	352.04	344.90
GATEWAY PRINTING & OFFICE	12,125.49	1270	CLARK, JAMYE	352.04	344.90
GULF COAST PAPER COMPANY-	3,232.14	1270	CLARK, JAMYE	352.04	344.90
IN ACADEMIC CHURCH & CHO	759.00	1270	CLARK, JAMYE	352.04	344.90
ITD PRINT SOLUTIONS	500.00	1270	CLARK, JAMYE	352.04	344.90
NATIONWIDE GENERATORS	2,312.00	1270	CLARK, JAMYE	352.04	344.90
NNA SERVICES LLC	147.72	1270	CLARK, JAMYE	352.04	344.90
OFFICE DEPOT #1127	67.92	1270	CLARK, JAMYE	352.04	344.90
PENGAD INC	31.35	1270	CLARK, JAMYE	352.04	344.90
STAPLES DIRECT	0.00	1270	CLARK, JAMYE	352.04	344.90
SUN DATA SUPPLY. INC	279.80	1270	CLARK, JAMYE	352.04	344.90
THE PAIGE COMPANY CONT	904.65	1270	CLARK, JAMYE	352.04	344.90
GATEWAY PRINTING & OFFICE	15.48	1270	ROBINSON, MICHAEL R	352.04	15.48
CORPUS CHRISTI SAFE AND L	79.00	1570	CRUTCHFIELD, ROCKY J	285.45	509.90
GULF COAST GRAPHICS	225.00	1570	CRUTCHFIELD, ROCKY J	285.45	509.90
JOHNSON CONTROLS SS	2,673.48	1570	CRUTCHFIELD, ROCKY J	285.45	509.90
MUNIZ ELECTRIC AND COOLIN	520.00	1570	CRUTCHFIELD, ROCKY J	285.45	509.90
TDLR BOILER INVOICE	71.83	1570	CRUTCHFIELD, ROCKY J	285.45	509.90

**Nueces County**  
**Transaction Totals by Department Average**  
Statement Date(s): 02/28/2021

Merchant	Amount	Department	Card Holder Name	Average Transaction per Dept	Average Transaction per Cardholder
CORPUS CHRISTI SAFE AND L	287.50	1570	RIOS, AARON CLARK	285.45	442.76
JOHNSON CONTROLS SS	1,141.80	1570	RIOS, AARON CLARK	285.45	442.76
O'REILLY AUTO PARTS 635	95.94	1570	RIOS, AARON CLARK	285.45	442.76
SENTRY SECURITY FASTENE	2,756.80	1570	RIOS, AARON CLARK	285.45	442.76
SPI BLDG 178	225.39	1570	RIOS, AARON CLARK	285.45	442.76
THE HOME DEPOT #6584	329.68	1570	RIOS, AARON CLARK	285.45	442.76
THE HOME DEPOT 6584	756.23	1570	RIOS, AARON CLARK	285.45	442.76
TOTAL PROTECTION SYSTEMS	162.50	1570	RIOS, AARON CLARK	285.45	442.76
BUTLER SIGNATURE EVENTS	756.00	1570	RIOS, BOBBY C	285.45	428.89
FIRETROL PROTECTION SYSTE	315.00	1570	RIOS, BOBBY C	285.45	428.89
IN TROYS FENCE	635.00	1570	RIOS, BOBBY C	285.45	428.89
PAYPAL PATRICIAROB	700.00	1570	RIOS, BOBBY C	285.45	428.89
PRO FIRE PROTECTION INC	212.00	1570	RIOS, BOBBY C	285.45	428.89
SCOTT ELECTRIC COMPANY	1,092.00	1570	RIOS, BOBBY C	285.45	428.89
SQ LYKOI SYSTEMS	150.00	1570	RIOS, BOBBY C	285.45	428.89
A PLUS PLUMBING AND RE	1,113.82	1570	CASTILLO, NOE C	285.45	376.19
FERGUSON ENT # 116	774.57	1570	CASTILLO, NOE C	285.45	376.19
IN TROYS FENCE	250.00	1570	CASTILLO, NOE C	285.45	376.19
THE HOME DEPOT #0526	46.27	1570	CASTILLO, NOE C	285.45	376.19
THE HOME DEPOT #6564	33.95	1570	CASTILLO, NOE C	285.45	376.19
THE HOME DEPOT #6584	878.31	1570	CASTILLO, NOE C	285.45	376.19
TIGER HEATING & AIR LLC	268.00	1570	CASTILLO, NOE C	285.45	376.19
ZORO TOOLS INC	2,277.91	1570	CASTILLO, NOE C	285.45	376.19
A PLUS PLUMBING AND RE	3,494.25	1570	FLORES, RICHARD	285.45	302.10
COASTAL A.D.S INC.	49.28	1570	FLORES, RICHARD	285.45	302.10
GRAYBAR ELECTRIC	133.64	1570	FLORES, RICHARD	285.45	302.10
THE HOME DEPOT #6584	250.10	1570	FLORES, RICHARD	285.45	302.10
FERGUSON ENT # 116	726.34	1570	BELTRAN, HECTOR A	285.45	289.47
INTERSTATE BATTERIES	43.40	1570	BELTRAN, HECTOR A	285.45	289.47
THE HOME DEPOT 6584	98.66	1570	BELTRAN, HECTOR A	285.45	289.47
A & B PLASTICS AND FABRIC	654.00	1570	PERALES, ERNESTO GALLEGOS	285.45	233.63
ASHMORE PAINT COMPANY INC	237.60	1570	PERALES, ERNESTO GALLEGOS	285.45	233.63
COASTAL A.D.S INC.	2,181.48	1570	PERALES, ERNESTO GALLEGOS	285.45	233.63
CORPUS CHRISTI SAFE AND L	416.30	1570	PERALES, ERNESTO GALLEGOS	285.45	233.63

**Nueces County**  
**Transaction Totals by Department Average**  
Statement Date(s): 02/28/2021

Merchant	Amount	Department	Card Holder Name	Average Transaction per Dept	Average Transaction per Cardholder
THE HOME DEPOT #0526	151.06	1570	PERALES, ERNESTO GALLEGOS	285.45	233.63
THE HOME DEPOT #6584	97.68	1570	PERALES, ERNESTO GALLEGOS	285.45	233.63
DUKE CONTROLS INC.	188.33	1570	MOLINA, JOSHUA CHRISTOPHE	285.45	221.11
FASTSERV SUPPLY CORPUS	193.12	1570	MOLINA, JOSHUA CHRISTOPHE	285.45	221.11
GRAYBAR ELECTRIC	1,225.31	1570	MOLINA, JOSHUA CHRISTOPHE	285.45	221.11
THE HOME DEPOT #6584	313.01	1570	MOLINA, JOSHUA CHRISTOPHE	285.45	221.11
THE HOME DEPOT 6584	291.31	1570	MOLINA, JOSHUA CHRISTOPHE	285.45	221.11
PRAXAIR DIST INC OAM	194.38	1570	HARTUNG, MARY ANNE	285.45	194.38
THE HOME DEPOT #6564	182.85	1570	SAIZ, REYMUNDO	285.45	182.85
TEXAS GUN SHOP INC	178.00	1570	DORR, CHRISTOPHER EMBERT	285.45	178.00
CBS RENTAL & SUPPLY	172.80	1570	TRIGO, JOE ANTHONY	285.45	172.80
CD ELECTRIC	281.50	1570	ORTIZ JR, EVARISTO G	285.45	159.07
CORPUS CHRISTI GASKET F	40.00	1570	ORTIZ JR, EVARISTO G	285.45	159.07
DEALERS ELECTRICAL #40	519.06	1570	ORTIZ JR, EVARISTO G	285.45	159.07
FASTENAL COMPANY 01TXCOR	70.30	1570	ORTIZ JR, EVARISTO G	285.45	159.07
GRAINGER	99.00	1570	ORTIZ JR, EVARISTO G	285.45	159.07
HOSE OF SOUTH TEXAS	518.48	1570	ORTIZ JR, EVARISTO G	285.45	159.07
IN PRO TECH MECHANICAL I	220.00	1570	ORTIZ JR, EVARISTO G	285.45	159.07
JOHNSTONE SUPPLY-CORPUS	189.90	1570	ORTIZ JR, EVARISTO G	285.45	159.07
MCCOYS #17	340.00	1570	ORTIZ JR, EVARISTO G	285.45	159.07
PURVIS INDUSTRIES	38.58	1570	ORTIZ JR, EVARISTO G	285.45	159.07
RAM TOOL & SUPPLY TX06	239.00	1570	ORTIZ JR, EVARISTO G	285.45	159.07
SHEINBERG TOOL CO. INC.	385.36	1570	ORTIZ JR, EVARISTO G	285.45	159.07
STEWART DEAN BEARING COMP	164.50	1570	ORTIZ JR, EVARISTO G	285.45	159.07
THE HOME DEPOT #6584	553.01	1570	ORTIZ JR, EVARISTO G	285.45	159.07
THE HOME DEPOT 6584	174.20	1570	SANTA MARIA JR, OSCAR	285.45	87.10
FASTENAL COMPANY 01TXCOR	41.66	1570	PALACIOS JR, NICK	285.45	67.68
THE HOME DEPOT #6584	364.44	1570	PALACIOS JR, NICK	285.45	67.68
AMAZON.COM KG2OJ53T3 AMZN	114.59	6310	DRILLEN, CRYSTAL	283.27	283.27
CREATIVE DIVISIONS	451.94	6310	DRILLEN, CRYSTAL	283.27	283.27
CORPUS CHRISTI CALLER	1,304.80	0370	BOULAN, YOSHIKO	248.53	666.96

**Nueces County**  
**Transaction Totals by Department Average**  
Statement Date(s): 02/28/2021

Merchant	Amount	Department	Card Holder Name	Average Transaction per Dept	Average Transaction per Cardholder
KYOCERA DOCUMENT SOLUTION	29.12	0370	BOULAN, YOSHIKO	248.53	666.96
8X8 INC.	287.27	0370	CARRIZALES, DANIEL VILLARREAL	248.53	201.43
SPECTRUM	115.58	0370	CARRIZALES, DANIEL VILLARREAL	248.53	201.43
TTI REGISTRATIONS	500.00	0370	MACDONALD, ROBERT F	248.53	100.00
AMBIT TEXAS LLC	203.21	4130	MARTINEZ, SARAH EVETTE	237.92	237.92
CITY OF CORPUS CHRISTI	591.08	4130	MARTINEZ, SARAH EVETTE	237.92	237.92
CORPUS CHRISTI CALLER	431.80	4130	MARTINEZ, SARAH EVETTE	237.92	237.92
CORPUS CHRISTI FUNERAL	920.00	4130	MARTINEZ, SARAH EVETTE	237.92	237.92
FSI DIRECT ENERGY	135.93	4130	MARTINEZ, SARAH EVETTE	237.92	237.92
FSI FIRST CHOICE POWER	128.61	4130	MARTINEZ, SARAH EVETTE	237.92	237.92
GUARDIAN FUNERAL HOME & C	1,640.00	4130	MARTINEZ, SARAH EVETTE	237.92	237.92
JCPENNEY EGIFT CARD	75.00	4130	MARTINEZ, SARAH EVETTE	237.92	237.92
NUECES COUNTY WCID 3	45.39	4130	MARTINEZ, SARAH EVETTE	237.92	237.92
NUECES ELECTRIC COOP	304.89	4130	MARTINEZ, SARAH EVETTE	237.92	237.92
RELIANT ENERGY	283.54	4130	MARTINEZ, SARAH EVETTE	237.92	237.92
ROBSTOWN UTILITY SYSTEMS	1,739.26	4130	MARTINEZ, SARAH EVETTE	237.92	237.92
STREAM ENERGY	150.00	4130	MARTINEZ, SARAH EVETTE	237.92	237.92
TXU BILL PAYMENT	1,345.62	4130	MARTINEZ, SARAH EVETTE	237.92	237.92
XOOM ENERGY	95.00	4130	MARTINEZ, SARAH EVETTE	237.92	237.92
1398 COLUMBIA	216.18	4190	STOVALL, SYLVESTER	226.10	404.64
FIVE POINTS AUTO CENTER	184.34	4190	STOVALL, SYLVESTER	226.10	404.64
ULINE SHIP SUPPLIES	1,218.04	4190	STOVALL, SYLVESTER	226.10	404.64
DELUXE AUTO PARTS	1,190.25	4190	VALADEZ, JOSE	226.10	255.03
FIVE POINTS AUTO CENTER	70.29	4190	VALADEZ, JOSE	226.10	255.03
HOMEDEPOT.COM	265.12	4190	VALADEZ, JOSE	226.10	255.03
PY ROBSTOWN HARDWARE COM	130.04	4190	VALADEZ, JOSE	226.10	255.03
ROBLES TIRE	834.44	4190	VALADEZ, JOSE	226.10	255.03
THE HOME DEPOT #6564	637.79	4190	VALADEZ, JOSE	226.10	255.03
THE HOME DEPOT 6564	510.35	4190	VALADEZ, JOSE	226.10	255.03
TRACTOR SUPPLY #333	154.97	4190	VALADEZ, JOSE	226.10	255.03
ULTIMATE SIGNS AND GRAPHI	145.00	4190	VALADEZ, JOSE	226.10	255.03
UPS 552839243	35.00	4190	VALADEZ, JOSE	226.10	255.03
VERMEER TEXAS LOUISIANA C	872.37	4190	VALADEZ, JOSE	226.10	255.03
GRAINGER	462.11	4190	MONTEMAYOR, ELIZABETH J	226.10	184.23
MCCOYS #17	238.93	4190	MONTEMAYOR, ELIZABETH J	226.10	184.23

**Nueces County**  
**Transaction Totals by Department Average**  
Statement Date(s): 02/28/2021

Merchant	Amount	Department	Card Holder Name	Average Transaction per Dept	Average Transaction per Cardholder
PY ROBSTOWN HARDWARE COM	345.62	4190	MONTEMAYOR, ELIZABETH J	226.10	184.23
THE HOME DEPOT #6564	289.61	4190	MONTEMAYOR, ELIZABETH J	226.10	184.23
WESTERN AUTO ACE HARDWAR	137.54	4190	MONTEMAYOR, ELIZABETH J	226.10	184.23
ADT SECURITY 402773023	164.40	4190	HERNANDEZ, JUANITA	226.10	134.25
WCI CORPUS CHRISTI	372.61	4190	HERNANDEZ, JUANITA	226.10	134.25
BECK & MASTEN BUICK GMC C	57.66	4190	SANTOS, MARCELINA V	226.10	86.09
CORPUS CHRISTI FORD	200.60	4190	SANTOS, MARCELINA V	226.10	86.09
EWING IRRIGATION PRD 146	84.79	4190	PAREDEZ, EZEQUIEL	226.10	84.79
MRS WOODYS INC	222.78	3840	SHERWOOD, ROBERT W	222.78	222.78
ALTEX COMPUTER AND ELECTR	836.25	1240	CANALES, BRENDA LEE	213.85	217.89
AMZN MKTP US 996G31SG3 AM	64.80	1240	CANALES, BRENDA LEE	213.85	217.89
AMZN MKTP US XT5TN2PC3	170.14	1240	CANALES, BRENDA LEE	213.85	217.89
DTV DIRECTV SERVICE	102.53	1240	CANALES, BRENDA LEE	213.85	217.89
EVEREST WATER COFFEE	46.75	1240	CANALES, BRENDA LEE	213.85	217.89
GRANDE COMMUNICATIONS	95.97	1240	CANALES, BRENDA LEE	213.85	217.89
IN ENSEMBLE GROUP	100.00	1240	CANALES, BRENDA LEE	213.85	217.89
S. TEXAS ALL BATTERY	1,550.00	1240	CANALES, BRENDA LEE	213.85	217.89
SPECTRUM	3,369.44	1240	CANALES, BRENDA LEE	213.85	217.89
TEXDEFENSIVE DRIVING	75.00	1240	CANALES, BRENDA LEE	213.85	217.89
THE HOME DEPOT #0526	190.87	1240	CANALES, BRENDA LEE	213.85	217.89
VUE CISCO EXAN AT VUE	300.00	1240	CANALES, BRENDA LEE	213.85	217.89
WCI CORPUS CHRISTI	70.66	1240	CANALES, BRENDA LEE	213.85	217.89
THE HOME DEPOT 6584	84.56	1240	SALINAS, ELIZABETH H	213.85	84.56
CBS RENTAL & SUPPLY	3,498.60	0120	GARCIA, JERRY ADOLFO	212.44	1,291.18
SP TURFCOGRASS	360.00	0120	GARCIA, JERRY ADOLFO	212.44	1,291.18
WM SUPERCENTER #1494	14.94	0120	GARCIA, JERRY ADOLFO	212.44	1,291.18
A PLUS PLUMBING AND RE	927.17	0120	JAQUEZ, NOE F	212.44	427.23
TEXAS THRONE LLC	244.68	0120	JAQUEZ, NOE F	212.44	427.23
THE HOME DEPOT #6564	109.84	0120	JAQUEZ, NOE F	212.44	427.23
REPUBLIC SERVICES TRASH	367.13	0120	OSERRAOS, NORA	212.44	367.13
C.C. BATTERY COMPANY	563.32	0120	BATES, RANDY LEE	212.44	298.90
CORPUS CHRISTI FORD	86.62	0120	BATES, RANDY LEE	212.44	298.90
CORPUS CHRISTI FREIGHTLIN	355.99	0120	BATES, RANDY LEE	212.44	298.90
DAILY WELLS COMMUNICATIO	1,036.69	0120	BATES, RANDY LEE	212.44	298.90



**Nueces County**  
**Transaction Totals by Department Average**  
Statement Date(s): 02/28/2021

Merchant	Amount	Department	Card Holder Name	Average Transaction per Dept	Average Transaction per Cardholder
FLEETPRIDE155	15.40	0120	BATES, RANDY LEE	212.44	298.90
GULF COAST NUT & BOLT SUP	29.17	0120	BATES, RANDY LEE	212.44	298.90
HOSE OF SOUTH TEXAS	91.25	0120	BATES, RANDY LEE	212.44	298.90
KIMBALL MIDWEST PAYEEZY	221.90	0120	BATES, RANDY LEE	212.44	298.90
MOMAR INC	156.92	0120	BATES, RANDY LEE	212.44	298.90
O'REILLY AUTO PARTS 635	137.72	0120	BATES, RANDY LEE	212.44	298.90
PY ROBSTOWN HARDWARE COM	16.57	0120	BATES, RANDY LEE	212.44	298.90
RAM PRODUCTS LTD.	521.45	0120	BATES, RANDY LEE	212.44	298.90
SOUTH TEXAS SMALL ENGINE	11.96	0120	BATES, RANDY LEE	212.44	298.90
TIFCO INDUSTRIES INC	217.70	0120	BATES, RANDY LEE	212.44	298.90
TRUCKERS EQUIPMENT	3,781.38	0120	BATES, RANDY LEE	212.44	298.90
VALICOR ENVIRONMENTAL SER	107.60	0120	BATES, RANDY LEE	212.44	298.90
WAUKESHA-PEARCE CORPUS	2,464.78	0120	BATES, RANDY LEE	212.44	298.90
WOODY'S TRUCK CENTER	47.22	0120	BATES, RANDY LEE	212.44	298.90
SOUTHERN TIRE MART #480	2,978.88	0120	ORTIZ, CIPRIANO	212.44	270.81
AMZN MKTP US 0T8T641T3	107.70	0120	MORENO, YOLANDA	212.44	237.10
AMZN MKTP US QS28G1QP3	29.94	0120	MORENO, YOLANDA	212.44	237.10
EWALD KUBOTA - CORPUS CHR	1,712.88	0120	MORENO, YOLANDA	212.44	237.10
FEDEX 98815508	179.01	0120	MORENO, YOLANDA	212.44	237.10
FREDPRYOR CAREERTRACK	199.00	0120	MORENO, YOLANDA	212.44	237.10
LIGHT HOUSE GRAPHICS	370.00	0120	MORENO, YOLANDA	212.44	237.10
OFFICE DEPOT #468	19.98	0120	MORENO, YOLANDA	212.44	237.10
PODS OF CORPUS CHRISTI	174.00	0120	MORENO, YOLANDA	212.44	237.10
THE HOME DEPOT #6584	59.02	0120	MORENO, YOLANDA	212.44	237.10
TX DEPT AGRICULTURE	230.82	0120	MORENO, YOLANDA	212.44	237.10
CBS RENTAL & SUPPLY	80.17	0120	CISNEROS, SIMON G	212.44	208.69
CORPUS CHRISTI FREIGHTLIN	325.61	0120	CISNEROS, SIMON G	212.44	208.69
EWALD KUBOTA - CORPUS CHR	295.25	0120	CISNEROS, SIMON G	212.44	208.69
FULLER TRACTOR COMPANY	59.08	0120	CISNEROS, SIMON G	212.44	208.69
HOSE OF SOUTH TEXAS	78.92	0120	CISNEROS, SIMON G	212.44	208.69
O'REILLY AUTO PARTS 1982	1,070.22	0120	CISNEROS, SIMON G	212.44	208.69
PY ROBSTOWN HARDWARE COM	176.18	0120	CISNEROS, SIMON G	212.44	208.69

**Nueces County**  
**Transaction Totals by Department Average**  
Statement Date(s): 02/28/2021

Merchant	Amount	Department	Card Holder Name	Average Transaction per Dept	Average Transaction per Cardholder
THE HOME DEPOT #6564	1.48	0120	CISNEROS, SIMON G	212.44	208.69
ALARM SECURITY & CONT.	600.00	0120	AITKINS, ANTHONY M	212.44	207.77
AN CHEVROLET N CORPUS	916.10	0120	AITKINS, ANTHONY M	212.44	207.77
ARNOLD OIL COMPANY	9.00	0120	AITKINS, ANTHONY M	212.44	207.77
C.C. BATTERY COMPANY	110.00	0120	AITKINS, ANTHONY M	212.44	207.77
CORPUS CHRISTI FORD	26.12	0120	AITKINS, ANTHONY M	212.44	207.77
CORPUS CHRISTI FREIGHTLIN	189.22	0120	AITKINS, ANTHONY M	212.44	207.77
CREAGER BATTERY AND TI	21.00	0120	AITKINS, ANTHONY M	212.44	207.77
DAILY WELLS COMMUNICATIO	628.82	0120	AITKINS, ANTHONY M	212.44	207.77
EWALD KUBOTA - CORPUS CHR	75.54	0120	AITKINS, ANTHONY M	212.44	207.77
GULF COAST NUT & BOLT SUP	11.25	0120	AITKINS, ANTHONY M	212.44	207.77
HOLT CAT CORPUS - MC	289.12	0120	AITKINS, ANTHONY M	212.44	207.77
HOSE OF SOUTH TEXAS	84.72	0120	AITKINS, ANTHONY M	212.44	207.77
O'REILLY AUTO PARTS 635	66.03	0120	AITKINS, ANTHONY M	212.44	207.77
PY ROBSTOWN HARDWARE COM	514.43	0120	AITKINS, ANTHONY M	212.44	207.77
SOUTH TEXAS SMALL ENGINE	116.20	0120	AITKINS, ANTHONY M	212.44	207.77
SOUTHERN TIRE MART #480	14.00	0120	AITKINS, ANTHONY M	212.44	207.77
SOUTHWEST WHEEL CO COR	135.34	0120	AITKINS, ANTHONY M	212.44	207.77
THE HOME DEPOT 6564	200.46	0120	AITKINS, ANTHONY M	212.44	207.77
TRUCKERS EQUIPMENT	3,472.29	0120	AITKINS, ANTHONY M	212.44	207.77
CBS RENTAL & SUPPLY	78.91	0120	MORADO, ROBERT LUIS	212.44	198.56
CREAGER BATTERY AND TI	7.00	0120	MORADO, ROBERT LUIS	212.44	198.56
ERGON ASPHLT & EMULSIONS	633.40	0120	MORADO, ROBERT LUIS	212.44	198.56
KENNEDY WIRE ROPE AND	529.18	0120	MORADO, ROBERT LUIS	212.44	198.56
THE HOME DEPOT #6564	48.26	0120	MORADO, ROBERT LUIS	212.44	198.56
WM SUPERCENTER #470	-26.96	0120	MORADO, ROBERT LUIS	212.44	198.56
WRIGHT MATERIALS INC ROBS	120.16	0120	MORADO, ROBERT LUIS	212.44	198.56
AIRGAS USA LLC	229.74	0120	MERCADO, SANTIAGO	212.44	149.15
AN CHEVROLET N CORPUS	446.00	0120	MERCADO, SANTIAGO	212.44	149.15
ARNOLD OIL COMPANY	240.01	0120	MERCADO, SANTIAGO	212.44	149.15
BUSH HYDRAULICS	9.60	0120	MERCADO, SANTIAGO	212.44	149.15
BUSTERS PROPANE	24.78	0120	MERCADO, SANTIAGO	212.44	149.15
C.C. BATTERY COMPANY	119.98	0120	MERCADO, SANTIAGO	212.44	149.15

**Nueces County**  
**Transaction Totals by Department Average**  
Statement Date(s): 02/28/2021

Merchant	Amount	Department	Card Holder Name	Average Transaction per Dept	Average Transaction per Cardholder
CORPUS CHRISTI FORD	150.00	0120	MERCADO, SANTIAGO	212.44	149.15
CREAGER BATTERY AND TI	7.00	0120	MERCADO, SANTIAGO	212.44	149.15
DAILY WELLS COMMUNICATIO	455.94	0120	MERCADO, SANTIAGO	212.44	149.15
EWALD KUBOTA - CORPUS CHR	494.08	0120	MERCADO, SANTIAGO	212.44	149.15
FLEETPRIDE155	82.00	0120	MERCADO, SANTIAGO	212.44	149.15
HOLT CAT CORPUS - MC	458.13	0120	MERCADO, SANTIAGO	212.44	149.15
HOSE OF SOUTH TEXAS	105.63	0120	MERCADO, SANTIAGO	212.44	149.15
IN R & R PETRO SERVICES	110.55	0120	MERCADO, SANTIAGO	212.44	149.15
O'REILLY AUTO PARTS 1982	914.24	0120	MERCADO, SANTIAGO	212.44	149.15
O'REILLY AUTO PARTS 635	987.30	0120	MERCADO, SANTIAGO	212.44	149.15
PY ROBSTOWN HARDWARE COM	226.09	0120	MERCADO, SANTIAGO	212.44	149.15
SERVICE HYDRAULICS LLC	140.00	0120	MERCADO, SANTIAGO	212.44	149.15
SHEINBERG TOOL CO. INC.	60.58	0120	MERCADO, SANTIAGO	212.44	149.15
SQ OIL PATCH PETROLEUM	50.95	0120	MERCADO, SANTIAGO	212.44	149.15
TEXAN GLASS - SOUTH INC	225.00	0120	MERCADO, SANTIAGO	212.44	149.15
TRUCKERS EQUIPMENT	1,903.62	0120	MERCADO, SANTIAGO	212.44	149.15
WOODY'S TRUCK CENTER	165.53	0120	MERCADO, SANTIAGO	212.44	149.15
CREAGER BATTERY AND TI	7.00	0120	SCHULTZ, MILTON C	212.44	78.16
DIESEL ENGINE & INJECTIO	232.80	0120	SCHULTZ, MILTON C	212.44	78.16
SHEINBERG TOOL CO. INC.	112.52	0120	SCHULTZ, MILTON C	212.44	78.16
THE HOME DEPOT #6584	101.81	0120	SCHULTZ, MILTON C	212.44	78.16
THE HOME DEPOT 6584	92.99	0120	SCHULTZ, MILTON C	212.44	78.16
CBS RENTAL & SUPPLY	361.80	0120	DELUNA, RICHARD M	212.44	75.59
EL CENTRO LANDFILL	54.11	0120	DELUNA, RICHARD M	212.44	75.59
THE HOME DEPOT #6564	67.73	0120	DELUNA, RICHARD M	212.44	75.59
THE HOME DEPOT #6584	133.93	0120	DELUNA, RICHARD M	212.44	75.59
THE HOME DEPOT 6564	175.00	0120	DELUNA, RICHARD M	212.44	75.59
WRIGHT MATERIALS INC ROBS	265.62	0120	DELUNA, RICHARD M	212.44	75.59
CBS RENTAL & SUPPLY	107.07	0120	HERNANDEZ, NOE C	212.44	67.08
THE HOME DEPOT #6564	27.09	0120	HERNANDEZ, NOE C	212.44	67.08
CBS RENTAL & SUPPLY	172.50	0120	MOLINA, MICHAEL A	212.44	51.10
THE HOME DEPOT #6584	31.90	0120	MOLINA, MICHAEL A	212.44	51.10
GULF COAST NUT & BOLT SUP	31.01	0120	GARCIA, LINDA L	212.44	36.12

**Nueces County**  
**Transaction Totals by Department Average**  
Statement Date(s): 02/28/2021

Merchant	Amount	Department	Card Holder Name	Average Transaction per Dept	Average Transaction per Cardholder
IMPACT RECOVERY SYSTEMS	-300.00	0120	GARCIA, LINDA L	212.44	36.12
TRUCKERS EQUIPMENT	377.35	0120	GARCIA, LINDA L	212.44	36.12
BASS PRO CATALOG U.S.	1,310.93	0180	SCOTT, ALANA KAY	198.49	374.11
IN FINANCIAL CONTROL SYS	543.47	0180	SCOTT, ALANA KAY	198.49	374.11
WAL-MART #0490	16.16	0180	SCOTT, ALANA KAY	198.49	374.11
IN CLEC DISTRIBUTION	215.11	0180	STONE, MICHAEL STEVEN	198.49	233.85
LOWES #02506	317.17	0180	STONE, MICHAEL STEVEN	198.49	233.85
ROCKPORT AUTO CLINIC	92.16	0180	STONE, MICHAEL STEVEN	198.49	233.85
THE HOME DEPOT 526	778.66	0180	STONE, MICHAEL STEVEN	198.49	233.85
EXXONMOBIL 45362076	235.95	0180	AGUILAR, ROBERT MARIO	198.49	218.58
FERGUSON ENT # 116	914.39	0180	AGUILAR, ROBERT MARIO	198.49	218.58
GULF COAST PAPER COMPANY-	40.00	0180	AGUILAR, ROBERT MARIO	198.49	218.58
HOSE OF SOUTH TEXAS	121.29	0180	AGUILAR, ROBERT MARIO	198.49	218.58
IN CLEC DISTRIBUTION	774.05	0180	AGUILAR, ROBERT MARIO	198.49	218.58
LOWES #02506	94.85	0180	AGUILAR, ROBERT MARIO	198.49	218.58
LUBRICATION STATION LLC	127.66	0180	AGUILAR, ROBERT MARIO	198.49	218.58
O'REILLY AUTO PARTS 1687	253.00	0180	AGUILAR, ROBERT MARIO	198.49	218.58
WM SUPERCENTER #490	61.78	0180	AGUILAR, ROBERT MARIO	198.49	218.58
FERGUSON ENT # 116	688.25	0180	GALVAN JR, ANTONIO	198.49	171.29
GRAINGER	25.42	0180	GALVAN JR, ANTONIO	198.49	171.29
LOWES #01825	95.82	0180	GALVAN JR, ANTONIO	198.49	171.29
LOWES #02506	634.02	0180	GALVAN JR, ANTONIO	198.49	171.29
SQ TEXAS SIGN EXPR	709.00	0180	GALVAN JR, ANTONIO	198.49	171.29
THE HOME DEPOT 526	91.80	0180	GALVAN JR, ANTONIO	198.49	171.29
ZARSKY LUMBER-PORT ARANS	667.67	0180	GALVAN JR, ANTONIO	198.49	171.29
LOWES #01825	895.38	0180	CRONIN, RONALD MICHAEL	198.49	147.12
MG BUILDING CORPUS CHRIS	662.73	0180	CRONIN, RONALD MICHAEL	198.49	147.12
NORTH PADRE ACE HARDWARE	206.86	0180	CRONIN, RONALD MICHAEL	198.49	147.12
THE HOME DEPOT #0526	294.66	0180	CRONIN, RONALD MICHAEL	198.49	147.12
MINIT MAN 1	48.93	0180	CROSS, KENNETH SCOTT	198.49	48.93
C AND A SERVICE AND TIRES	313.32	3830	DURBIN, BILLY WADE	170.47	313.32
HOLIDAY INN EXPRESS HARL	220.80	3830	RIVERA, JIMMY	170.47	220.80
C AND A SERVICE AND TIRES	0.00	3830	FLORES III, FRANK	170.47	138.27
GOODYEAR TIRE #4739	737.70	3830	FLORES III, FRANK	170.47	138.27

**Nueces County**  
**Transaction Totals by Department Average**  
Statement Date(s): 02/28/2021

Merchant	Amount	Department	Card Holder Name	Average Transaction per Dept	Average Transaction per Cardholder
RICHARDS GARAGE	7.00	3830	FLORES III, FRANK	170.47	138.27
ROBLES TIRE	20.00	3830	FLORES III, FRANK	170.47	138.27
VIP CAR WASH AND LUBE NW	64.90	3830	FLORES III, FRANK	170.47	138.27
SPECTRUM	148.98	5105	MUNGUIA, MELISSA BETH	148.98	148.98
CREAGER BATTERY AND TI	7.00	3092	FLORES, MICHAEL ANTHONY	125.98	148.34
ENSYSTEX II INC.	0.00	3092	FLORES, MICHAEL ANTHONY	125.98	148.34
O'REILLY AUTO PARTS 635	127.61	3092	FLORES, MICHAEL ANTHONY	125.98	148.34
SOUTHERN TIRE MART #480	251.92	3092	FLORES, MICHAEL ANTHONY	125.98	148.34
TRUCKERS EQUIPMENT	761.59	3092	FLORES, MICHAEL ANTHONY	125.98	148.34
UNIVAR USA INC.	186.96	3092	FLORES, MICHAEL ANTHONY	125.98	148.34
INTERNATIONAL ELECTRONICS	27.07	3092	HINOJOSA, VICTOR A	125.98	85.72
INTERSTATE BATTERIES	81.80	3092	HINOJOSA, VICTOR A	125.98	85.72
UNIVAR USA INC.	319.71	3092	HINOJOSA, VICTOR A	125.98	85.72
GALLS	693.46	3810	MARTINEZ, FELIPE DE JESUS	120.75	178.37
TEXAS EXCELLENCE DETAIL	20.00	3810	MARTINEZ, FELIPE DE JESUS	120.75	178.37
BJ'S FAMOUS UNIFORMS	21.56	3810	CANTU, MARK A	120.75	106.10
H&L DISCOUNT OIL	249.95	3810	CANTU, MARK A	120.75	106.10
SAMES FORD LINCOLN	46.80	3810	CANTU, MARK A	120.75	106.10
TEXAS EXCELLENCE DETAIL	55.00	3810	ROSAS, STEPHEN A	120.75	27.50
AMERICAN LAW ENFORCEMENT	708.00	3850	MARTIN, VANESSA	119.64	199.68
ASTROMATIC CAR WASH ROBST	92.00	3850	MARTIN, VANESSA	119.64	199.68
O'REILLY AUTO PARTS 712	92.42	3850	MARTIN, VANESSA	119.64	199.68
ROBLES TIRE	40.00	3850	MARTIN, VANESSA	119.64	199.68
USPS PO 4800750330	7.00	3850	MARTIN, VANESSA	119.64	199.68
VIP CAR WASH & SUPER	258.65	3850	MARTIN, VANESSA	119.64	199.68
CULLIGAN CORPUS CHRISTI	0.00	3850	MARTINEZ, MARCUS D	119.64	126.93
CULLIGAN/ULTRAPURE WAT	11.50	3850	MARTINEZ, MARCUS D	119.64	126.93
FRANCOS GARAGE	285.00	3850	MARTINEZ, MARCUS D	119.64	126.93
GALLS	120.00	3850	MARTINEZ, MARCUS D	119.64	126.93
SOUTHERN TIRE MART #480	725.86	3850	MARTINEZ, MARCUS D	119.64	126.93
DAILY WELLS COMMUNICATIO	177.50	3850	GARZA, VALERIE M	119.64	71.59
O'REILLY AUTO PARTS 1982	175.89	3850	GARZA, VALERIE M	119.64	71.59
SQ TORRES GARAGE	68.00	3850	GARZA, VALERIE M	119.64	71.59

**Nueces County**  
**Transaction Totals by Department Average**  
Statement Date(s): 02/28/2021

Merchant	Amount	Department	Card Holder Name	Average Transaction per Dept	Average Transaction per Cardholder
THE HOME DEPOT #6564	8.13	3850	GARZA, VALERIE M	119.64	71.59
BJ'S FAMOUS UNIFORMS	74.69	3850	MENDOZA JR, OSCAR	119.64	68.12
HILTON HOTELS	126.93	3850	MENDOZA JR, OSCAR	119.64	68.12
SHSU WEB PAY	125.00	3850	MENDOZA JR, OSCAR	119.64	68.12
SQ TORRES GARAGE	14.00	3850	MENDOZA JR, OSCAR	119.64	68.12
H-E-B #488	67.86	6210	MUNOZ, NORMA	95.24	95.24
SPECTRUM	122.61	6210	MUNOZ, NORMA	95.24	95.24
A & B PLASTICS AND FABRIC	541.25	3480	TOREN, MILES D	91.18	541.25
H-E-B #643	835.29	3480	MORIN, ERICKA ANGELA	91.18	167.06
CVS/PHARMACY #06989	33.23	3480	SIERRA, DANIEL JONATHAN	91.18	99.69
H-E-B #643	350.83	3480	SIERRA, DANIEL JONATHAN	91.18	99.69
WALGREENS #4424	214.07	3480	SIERRA, DANIEL JONATHAN	91.18	99.69
BOB BARKER COMPANY INC	369.71	3480	MORENO, JOSHUA ANTHONY	91.18	66.38
SAMS CLUB #8267	29.16	3480	MORENO, JOSHUA ANTHONY	91.18	66.38
WALGREENS #4424	65.78	3480	MORENO, JOSHUA ANTHONY	91.18	66.38
ADVANCE AUTO PARTS #8429	29.73	3480	FLORES, PAUL	91.18	65.34
CARISMA WASH LUBE AND DE	93.83	3480	FLORES, PAUL	91.18	65.34
DISCOUNT-TIRE-CO TXC-05	137.75	3480	FLORES, PAUL	91.18	65.34
TC AUTO SERVICE	65.40	3480	FLORES, PAUL	91.18	65.34
WALGREENS #4424	61.96	3480	ORTIZ, ESTELLA	91.18	61.96
AMERICAN RED CROSS	160.00	3480	MILAM, JOHN	91.18	58.66
ZOOM.US 888-799-9666	15.98	3480	MILAM, JOHN	91.18	58.66
DISNEYPLUS	14.06	3480	SALDANA, DEANNA	91.18	35.20
GULF COAST PAPER COMPANY-	199.31	3480	SALDANA, DEANNA	91.18	35.20
IDENTOGO - TX FINGERPRINT	33.00	3480	SALDANA, DEANNA	91.18	35.20
ZOOM.US 888-799-9666	31.97	3480	FLORES, HOMER	91.18	31.97
OSS ACADEMY	150.00	3820	LINDNER, DAVID F	86.89	150.00
NNA SERVICES LLC	148.27	3820	GONZALES, MINERVA S	86.89	100.76
SQ BAY AREA TIME	65.00	3820	GONZALES, MINERVA S	86.89	100.76
ZACHRY PUBLICATIONS	89.00	3820	GONZALES, MINERVA S	86.89	100.76
IDENTOGO - TX FINGERPRINT	10.21	3820	BRANDON, DONNA D	86.89	66.75
PRO AUTOMOTIVE	62.77	3820	BRANDON, DONNA D	86.89	66.75
SQ SIGNS TODAY IN	194.00	3820	BRANDON, DONNA D	86.89	66.75
PRO AUTOMOTIVE	62.77	3820	MARTINEZ JR, MARCIAL	86.89	62.77
AMZN MKTP US CM3EU1PI3	33.96	1122	BEDIA, MARIA MAGDALENA	81.64	81.64
BESTBUYCOM806420132091	33.99	1122	BEDIA, MARIA MAGDALENA	81.64	81.64

**Nueces County**  
**Transaction Totals by Department Average**  
Statement Date(s): 02/28/2021

Merchant	Amount	Department	Card Holder Name	Average Transaction per Dept	Average Transaction per Cardholder
BESTBUYCOM806426103176	19.99	1122	BEDIA, MARIA MAGDALENA	81.64	81.64
IN ROCK ENGINEERING & TE	397.00	1122	BEDIA, MARIA MAGDALENA	81.64	81.64
OFFICE DEPOT #1079	49.95	1122	BEDIA, MARIA MAGDALENA	81.64	81.64
OFFICE DEPOT #1127	204.32	1122	BEDIA, MARIA MAGDALENA	81.64	81.64
OFFICE DEPOT #70	240.45	1122	BEDIA, MARIA MAGDALENA	81.64	81.64
GREYHOUND LINES 6855	49.90	5330	RAMIREZ, JUAN A	79.94	79.94
KETCHUM MFG 2	142.02	5330	RAMIREZ, JUAN A	79.94	79.94
VIP CAR WASH AND LUBE NW	47.90	5330	RAMIREZ, JUAN A	79.94	79.94
DOMINO'S 6750	67.95	1120	TURNER, MARGARET MARY	72.40	76.10
SQ SHORELINE AT THE COUR	84.25	1120	TURNER, MARGARET MARY	72.40	76.10
STATE BAR TX-CLE WEB	65.00	1120	HINOJOSA-PERSOHN, BELINDA	72.40	65.00
EVEREST WATER COFFEE	61.00	3300	ROBERTS, MARILEE LISEC	61.00	61.00
TEXAS ASSOCIATION OF C	60.00	3630	AUMADA, DEBRA D	55.00	55.00
TJCTC WEB	50.00	3630	AUMADA, DEBRA D	55.00	55.00
FIRESTONE678775	66.26	6110	GIBBS, KEVIN ODELL	48.78	66.26
AMAZON.COM FG6VX5HG3	73.09	6110	OTT, JASON P	48.78	40.05
BECK & MASTEN BUICK GMC C	7.00	6110	OTT, JASON P	48.78	40.05
OPY SEENEBULA	30.30	1125	EVEREST, TIMOTHY EDWARD	32.46	32.46
THE HOME DEPOT #6584	34.61	1125	EVEREST, TIMOTHY EDWARD	32.46	32.46
AMZN MKTP US 8K2KE56A3	63.86	1130	VELA, MELISSA DIANE	28.94	33.73
DROPBOX CPT43TF17VC9	12.78	1130	VELA, MELISSA DIANE	28.94	33.73
PACER800-676-6856IR	42.30	1130	VELA, MELISSA DIANE	28.94	33.73
ZOOM.US 888-799-9666	15.98	1130	VELA, MELISSA DIANE	28.94	33.73
USPS PO 4820240414	38.70	1130	FIELDER, ALEXANDRA ANN	28.94	19.35
OFFICE DEPOT #468	24.49	1200	BENAVIDEZ, RAFAEL G	28.23	28.23
PITNEY BOWES PI	51.20	1200	BENAVIDEZ, RAFAEL G	28.23	28.23
THE HOME DEPOT #6584	9.00	1200	BENAVIDEZ, RAFAEL G	28.23	28.23
O'REILLY AUTO PARTS 712	20.33	1160	HART, DENNIS KEITH	20.33	20.33
<b>Total</b>	<b>255,932.37</b>				

**Nueces County**  
**Transaction Totals by Vendor**  
Statement Dates: 02/28/2021

Merchant	Amount	Transaction Count	Average Transaction
1-800-FLOWERS.COMINC.	286.84	1	286.84
1398 COLUMBIA	216.18	1	216.18
8X8 INC.	287.27	1	287.27
A & B PLASTICS AND FABRIC	1,195.25	3	398.42
A PLUS PLUMBING AND RE	5,535.24	9	615.03
A&W OFFICE SUPPLY	942.35	7	134.62
ACADEMY SPORTS #29	61.95	1	61.95
ADT SECURITY 402773023	164.40	1	164.40
ADVANCE AUTO PARTS #8429	29.73	1	29.73
AIRGAS USA LLC	229.74	1	229.74
ALAMEDA MEDICAL SUPPLY	24.75	1	24.75
ALARM SECURITY & CONT.	637.50	3	212.50
ALTEX COMPUTER AND ELECTR	1,057.60	8	132.20
AMAZON.COM 8F53U1AG3 AMZN	236.99	1	236.99
AMAZON.COM AMZN.COM/BILL	-5.99	1	-5.99
AMAZON.COM FG6VX5HG3	73.09	1	73.09
AMAZON.COM KG2OJ53T3 AMZN	114.59	1	114.59
AMAZON.COM L810A3QN3	325.69	1	325.69
AMAZON.COM LC0NA0273 AMZN	23.98	1	23.98
AMBIT TEXAS LLC	305.94	3	101.98
AMERICAN DETAIL SUPPLY	29.00	1	29.00
AMERICAN LAW ENFORCEMENT	708.00	1	708.00
AMERICAN RED CROSS	160.00	2	80.00
AMERICAN SOLUTIONS4 BUS	4,207.51	5	841.50
AMZN MKTP US 0P0AN1YD3	51.98	1	51.98
AMZN MKTP US 0T8T641T3	107.70	1	107.70
AMZN MKTP US 2H1IW9PC3	73.75	1	73.75
AMZN MKTP US 3J9ZZ5CZ3	31.70	1	31.70
AMZN MKTP US 5G98508T3	19.50	1	19.50
AMZN MKTP US 8K2KE56A3	63.86	1	63.86
AMZN MKTP US 996G31SG3 AM	64.80	1	64.80
AMZN MKTP US 9M2UL9YE3	135.96	1	135.96
AMZN MKTP US BW68P8983	413.54	1	413.54
AMZN MKTP US C33UO3NF3	62.79	1	62.79
AMZN MKTP US CM3EU1PI3	33.96	1	33.96
AMZN MKTP US DP85L2J83	1,894.24	1	1,894.24
AMZN MKTP US DY6AT5WI3	1,172.00	1	1,172.00
AMZN MKTP US E95EU15A3	128.03	1	128.03
AMZN MKTP US GF6XW2V23	99.96	1	99.96
AMZN MKTP US KX6RR8GN3	104.89	1	104.89
AMZN MKTP US P32PB1DE3	63.16	1	63.16
AMZN MKTP US QL5MG8P33	230.29	1	230.29



**Nueces County**  
**Transaction Totals by Vendor**  
Statement Dates: 02/28/2021

Merchant	Amount	Transaction Count	Average Transaction
AMZN MKTP US QS28G1QP3	29.94	1	29.94
AMZN MKTP US XT5TN2PC3	170.14	1	170.14
AN CHEVROLET N CORPUS	1,362.10	5	272.42
ANNAVILLE MUFFLER AND	1,175.49	4	293.87
APPLE.COM/BILL	0.99	1	0.99
ARNOLD OIL COMPANY	331.60	6	55.27
ASHMORE PAINT COMPANY INC	237.60	4	59.40
ASTROMATIC CAR WASH ROBST	92.00	1	92.00
AUTOZONE #4211	21.55	1	21.55
B2B PRIME AX1A75FB3	179.00	1	179.00
BASS PRO CATALOG U.S.	1,310.93	3	436.98
BECK & MASTEN BUICK GMC C	64.66	2	32.33
BEST BUY 00002352	43.28	1	43.28
BESTBUYCOM806418254462	162.32	1	162.32
BESTBUYCOM806420132091	33.99	1	33.99
BESTBUYCOM806422495956	137.47	1	137.47
BESTBUYCOM806426103176	19.99	1	19.99
BIG JOES TIRE & AUTO	551.13	1	551.13
BJ'S FAMOUS UNIFORMS	857.55	4	214.39
BOB BARKER COMPANY INC	369.71	3	123.24
BOB'S CITY GARAGE	1,474.72	1	1,474.72
BUILDING SPECIALTIES 411	-299.29	1	-299.29
BUSH HYDRAULICS	9.60	1	9.60
BUSTERS PROPANE	24.78	1	24.78
BUTLER SIGNATURE EVENTS	756.00	1	756.00
C AND A SERVICE AND TIRES	313.32	3	104.44
C.C. BATTERY COMPANY	793.30	7	113.33
CANVA 02972-15020540	31.98	1	31.98
CAPCOG	400.00	1	400.00
CARISMA WASH LUBE AND DE	93.83	1	93.83
CBS RENTAL & SUPPLY	4,471.85	12	372.65
CC DISTRIBUTORS	4,970.70	4	1,242.68
CD ELECTRIC	281.50	1	281.50
CEFCO #0054 BELTON TX	25.00	1	25.00
CHEVRON 0153459	27.00	1	27.00
CITY OF CORPUS CHRISTI	2,896.32	27	107.27
CKO WWW.ISTOCKPHOTO.COM	31.39	1	31.39
COASTAL A.D.S INC.	2,230.76	3	743.59
COASTAL OFFICE SOLUTIONS	2,325.76	5	465.15
CORPUS CHRISTI CALLER	2,634.30	3	878.10
CORPUS CHRISTI ELECTRIC	542.72	5	108.54
CORPUS CHRISTI FORD	463.34	5	92.67

**Nueces County**  
**Transaction Totals by Vendor**  
Statement Dates: 02/28/2021

Merchant	Amount	Transaction Count	Average Transaction
CORPUS CHRISTI FREIGHTLIN	870.82	6	145.14
CORPUS CHRISTI FUNERAL	4,700.00	5	940.00
CORPUS CHRISTI GASKET F	40.00	1	40.00
CORPUS CHRISTI SAFE AND L	942.30	8	117.79
CREAGER BATTERY AND TI	49.00	7	7.00
CREATIVE DIVISIONS	451.94	1	451.94
CTS FRONTIER ONLINEPAY	1,701.68	20	85.08
CULLIGAN CORPUS CHRISTI	0.00	2	0.00
CULLIGAN/ULTRAPURE WAT	11.50	1	11.50
CVS/PHARMACY #06989	33.23	1	33.23
DAILY WELLS COMMUNICATIO	2,859.32	14	204.24
DEALERS ELECTRICAL #40	519.06	2	259.53
DELUXE AUTO PARTS	1,190.25	1	1,190.25
DIESEL ENGINE & INJECTIO	232.80	1	232.80
DISCOUNT-TIRE-CO TXC-05	168.25	2	84.13
DISNEYPLUS	14.06	1	14.06
DIY BOOKBABY	54.98	1	54.98
DOMESTIC ABUSE INTERVE	2,000.00	4	500.00
DOMINO'S 6750	67.95	1	67.95
DOMYOWN.COM	284.81	1	284.81
DROPBOX CPT43TF17VC9	12.78	1	12.78
DTV DIRECTV SERVICE	190.07	2	95.04
DUKE CONTROLS INC.	188.33	1	188.33
EL CENTRO LANDFILL	54.11	1	54.11
ENSYSTEX II INC.	0.00	2	0.00
ERGON ASPHLT & EMULSIONS	633.40	1	633.40
EVEREST WATER COFFEE	107.75	3	35.92
EWALD KUBOTA - CORPUS CHR	2,577.75	4	644.44
EWING IRRIGATION PRD 146	84.79	1	84.79
EXXONMOBIL 45362076	235.95	1	235.95
FASCLAMPITT CORPUS CHRIST	4,513.76	10	451.38
FASTENAL COMPANY 01TXCOR	111.96	2	55.98
FASTSERV SUPPLY CORPUS	193.12	1	193.12
FEDEX 98815508	179.01	1	179.01
FEDEX 98854174	831.25	1	831.25
FERGUSON ENT # 116	3,103.55	6	517.26
FIRESTONE678775	66.26	1	66.26
FIRESTONE678791	7.00	1	7.00
FIRETROL PROTECTION SYSTE	315.00	1	315.00
FIVE POINTS AUTO CENTER	254.63	3	84.88
FLEETPRIDE155	97.40	2	48.70
FRANCOS GARAGE	285.00	1	285.00

**Nueces County**  
**Transaction Totals by Vendor**  
Statement Dates: 02/28/2021

Merchant	Amount	Transaction Count	Average Transaction
FREDPRYOR CAREERTRACK	199.00	1	199.00
FSI CPL RETAIL	87.12	1	87.12
FSI DIRECT ENERGY	135.93	1	135.93
FSI FIRST CHOICE POWER	213.05	2	106.53
FULLER TRACTOR COMPANY	59.08	1	59.08
GALLS	5,363.45	6	893.91
GATEWAY PRINTING & OFFICE	12,862.89	41	313.73
GOODYEAR TIRE #4739	737.70	1	737.70
GOVERNMENT FINANCE OFFIC	725.00	1	725.00
GRAINGER	1,270.82	6	211.80
GRANDE COMMUNICATIONS	95.97	1	95.97
GRAYBAR ELECTRIC	1,358.95	6	226.49
GREEN MOUNTAIN ENERGY	150.00	1	150.00
GREYHOUND LINES 6855	49.90	1	49.90
GUARDIAN FUNERAL HOME & C	3,380.00	4	845.00
GULF COAST GRAPHICS	225.00	1	225.00
GULF COAST MAILING SERV	1,634.70	1	1,634.70
GULF COAST MARINE INC.	1,035.35	1	1,035.35
GULF COAST NUT & BOLT SUP	71.43	3	23.81
GULF COAST PAPER COMPANY-	15,914.16	27	589.41
H&L DISCOUNT OIL	249.95	1	249.95
H-E-B #253	14.25	1	14.25
H-E-B #488	67.86	1	67.86
H-E-B #643	1,186.12	6	197.69
HILTON HOTELS	126.93	1	126.93
HOLIDAY INN EXPRESS HARL	220.80	1	220.80
HOLT CAT CORPUS - MC	747.25	3	249.08
HOMEDPOT.COM	265.12	1	265.12
HOSE OF SOUTH TEXAS	1,000.29	8	125.04
IDENTOGO - TX FINGERPRINT	43.21	4	10.80
IMPACT RECOVERY SYSTEMS	-300.00	1	-300.00
IN ACADEMIC CHURCH & CHO	759.00	2	379.50
IN CLEC DISTRIBUTION	989.16	3	329.72
IN ENSEMBLE GROUP	100.00	1	100.00
IN FINANCIAL CONTROL SYS	543.47	1	543.47
IN PRO TECH MECHANICAL I	220.00	1	220.00
IN R & R PETRO SERVICES	110.55	1	110.55
IN ROCK ENGINEERING & TE	397.00	1	397.00
IN TROYS FENCE	885.00	3	295.00
INN ON BARONS CREEK	212.90	1	212.90
INTERNATIONAL ELECTRONICS	27.07	1	27.07
INTERSTATE BATTERIES	374.18	3	124.73

**Nueces County**  
**Transaction Totals by Vendor**  
Statement Dates: 02/28/2021

Merchant	Amount	Transaction Count	Average Transaction
INTUIT QUICKBOOKS	714.87	1	714.87
ITD PRINT SOLUTIONS	500.00	1	500.00
JCPENNEY EGIFT CARD	75.00	1	75.00
JOHNSON CONTROLS SS	3,815.28	5	763.06
JOHNSTONE SUPPLY- CORPUS	189.90	1	189.90
KENNEDY WIRE ROPE AND	529.18	1	529.18
KETCHUM MFG 2	142.02	1	142.02
KIMBALL MIDWEST PAYEEZY	221.90	1	221.90
KYOCERA DOCUMENT SOLUTION	29.12	1	29.12
LA QUINTA INN & SUITES	140.00	2	70.00
LIGHT HOUSE GRAPHICS	370.00	1	370.00
LOWES #01825	991.20	4	247.80
LOWES #02506	1,046.04	6	174.34
LUBRICATION STATION LLC	127.66	2	63.83
MCCOYS #17	578.93	3	192.98
MG BUILDING CORPUS CHRIS	662.73	4	165.68
MINIT MAN 1	48.93	1	48.93
MISSION RESTAURANT SUPPLY	52.95	1	52.95
MOMAR INC	156.92	1	156.92
MRS WOODYS INC	222.78	1	222.78
MUNIZ ELECTRIC AND COOLIN	520.00	1	520.00
NATIONAL AUTO GLASS	2,800.00	1	2,800.00
NATIONWIDE GENERATORS	2,312.00	1	2,312.00
NNA SERVICES LLC	295.99	2	148.00
NORTH PADRE ACE HARDWARE	206.86	4	51.72
NUECES COUNTY WCID 3	4,436.16	2	2,218.08
NUECES ELECTRIC COOP	304.89	2	152.45
O'REILLY AUTO PARTS 1687	253.00	1	253.00
O'REILLY AUTO PARTS 1982	2,160.35	6	360.06
O'REILLY AUTO PARTS 445	30.57	2	15.29
O'REILLY AUTO PARTS 635	1,414.60	19	74.45
O'REILLY AUTO PARTS 712	112.75	2	56.38
OFFICE DEPOT #1079	49.95	1	49.95
OFFICE DEPOT #1127	272.24	6	45.37
OFFICE DEPOT #468	44.47	2	22.24
OFFICE DEPOT #70	348.41	4	87.10
OLLIES BARGAIN OUTLET 369	292.08	1	292.08
OPY SEENEBULA	30.30	1	30.30
OSS ACADEMY	150.00	1	150.00
PACER800-676-6856IR	42.30	1	42.30
PAW ALL FAITH CREMATION	5,421.00	6	903.50
PAYPAL PATRICIAROB	700.00	2	350.00

**Nueces County**  
**Transaction Totals by Vendor**  
Statement Dates: 02/28/2021

Merchant	Amount	Transaction Count	Average Transaction
PENGAD INC	31.35	1	31.35
PETSMART # 0196	272.65	3	90.88
PITNEY BOWES PI	51.20	1	51.20
PODS OF CORPUS CHRISTI	174.00	1	174.00
PRAXAIR DIST INC OAM	194.38	1	194.38
PRO AUTOMOTIVE	125.54	2	62.77
PRO FIRE PROTECTION INC	212.00	1	212.00
PURVIS INDUSTRIES	38.58	1	38.58
PY ROBSTOWN HARDWARE COM	1,408.93	9	156.55
RAM PRODUCTS LTD.	521.45	3	173.82
RAM TOOL & SUPPLY TX06	239.00	1	239.00
RELIANT ENERGY	697.81	6	116.30
REPUBLIC SERVICES TRASH	367.13	1	367.13
RICHARDS GARAGE	7.00	1	7.00
RICOH USA INC	26,537.67	1	26,537.67
ROBLES TIRE	894.44	3	298.15
ROBSTOWN UTILITY SYSTEMS	1,739.26	9	193.25
ROCKPORT AUTO CLINIC	92.16	1	92.16
S. TEXAS ALL BATTERY	1,550.00	1	1,550.00
SAMES FORD LINCOLN	46.80	1	46.80
SAMS CLUB #8267	29.16	1	29.16
SCOTT ELECTRIC COMPANY	1,092.00	1	1,092.00
SE40847	12.61	1	12.61
SENTRY SECURITY FASTENE	2,756.80	2	1,378.40
SERVICE HYDRAULICS LLC	140.00	1	140.00
SHEINBERG TOOL CO. INC.	558.46	4	139.62
SHSU WEB PAY	125.00	1	125.00
SINISTER	7.00	1	7.00
SOUTH TEXAS SMALL ENGINE	128.16	2	64.08
SOUTHERN TIRE MART #480	3,970.66	18	220.59
SOUTHWEST WHEEL CO COR	135.34	2	67.67
SP TURFCOGRASS	360.00	1	360.00
SPECTRUM	3,756.61	15	250.44
SPI BLDG 178	225.39	1	225.39
SQ BATTERIES PLUS BULBS	44.95	1	44.95
SQ BAY AREA TIME	65.00	1	65.00
SQ G A DOUGLAS	330.00	1	330.00
SQ LYKOI SYSTEMS	150.00	1	150.00
SQ OIL PATCH PETROLEUM	50.95	1	50.95
SQ SHORELINE AT THE COUR	84.25	1	84.25
SQ SIGNS TODAY IN	194.00	2	97.00
SQ TEXAS SIGN EXPR	709.00	3	236.33

**Nueces County**  
**Transaction Totals by Vendor**  
Statement Dates: 02/28/2021

Merchant	Amount	Transaction Count	Average Transaction
SQ TORRES GARAGE	82.00	2	41.00
STAPLES DIRECT	0.00	2	0.00
STAPLES TIRE & AUTOMOTIVE	442.62	1	442.62
STATE BAR TX-CLE WEB	160.00	2	80.00
STEWART DEAN BEARING COMP	164.50	2	82.25
STREAM ENERGY	150.00	1	150.00
SUN DATA SUPPLY. INC	279.80	1	279.80
TC AUTO SERVICE	65.40	2	32.70
TCEQ EPAYMENT	51.38	1	51.38
TDCAA	846.89	5	169.38
TDLR BOILER INVOICE	71.83	1	71.83
TEXAN GLASS - SOUTH INC	225.00	1	225.00
TEXAS ASSOCIATION OF C	60.00	1	60.00
TEXAS EXCELLENCE DETAIL	75.00	3	25.00
TEXAS GUN SHOP INC	178.00	1	178.00
TEXAS THRONE LLC	244.68	1	244.68
TEXDEFENSIVE DRIVING	75.00	3	25.00
THE HOME DEPOT #0526	682.86	7	97.55
THE HOME DEPOT #6564	1,406.73	18	78.15
THE HOME DEPOT #6584	3,211.37	39	82.34
THE HOME DEPOT 526	870.46	2	435.23
THE HOME DEPOT 6564	885.81	5	177.16
THE HOME DEPOT 6584	1,497.95	8	187.24
THE PAIGE COMPANY CONT	904.65	1	904.65
THERANEST ANNUAL SUB	2,298.15	1	2,298.15
THERANEST WILEY M	197.50	1	197.50
TIFCO INDUSTRIES INC	217.70	1	217.70
TIGER HEATING & AIR LLC	268.00	1	268.00
TJCTC WEB	50.00	1	50.00
TLO TRANSUNION	182.00	1	182.00
TMOBILE LAW RELATION	375.00	1	375.00
TOTAL PROTECTION SYSTEMS	162.50	1	162.50
TRACTOR SUPPLY #333	154.97	1	154.97
TREVINO FUNERAL HOME	820.00	1	820.00
TRUCKERS EQUIPMENT	10,296.23	16	643.51
TTI REGISTRATIONS	500.00	5	100.00
TX DEPT AGRICULTURE	230.82	3	76.94
TXU BILL PAYMENT	2,177.05	11	197.91
ULINE SHIP SUPPLIES	1,218.04	1	1,218.04
ULTIMATE SIGNS AND GRAPHI	145.00	2	72.50
UNITY CHAPEL FUNERAL	920.00	1	920.00
UNIVAR USA INC.	506.67	5	101.33

**Nueces County**  
**Transaction Totals by Vendor**  
Statement Dates: 02/28/2021

Merchant	Amount	Transaction Count	Average Transaction
UPS 552839243	35.00	1	35.00
USPS PO 4800750330	7.00	1	7.00
USPS PO 4820240414	1,413.70	3	471.23
VALICOR ENVIRONMENTAL SER	107.60	1	107.60
VERMEER TEXAS LOUISIANA C	872.37	1	872.37
VIP CAR WASH & SUPER	258.65	1	258.65
VIP CAR WASH AND LUBE NW	112.80	2	56.40
VUE CISCO EXAN AT VUE	300.00	1	300.00
WAL-MART #0470	20.88	1	20.88
WAL-MART #0490	16.16	1	16.16
WAL-MART #5898	59.66	1	59.66
WALGREENS #4424	341.81	8	42.73
WAUKESHA-PEARCE CORPUS	2,464.78	3	821.59
WCI CORPUS CHRISTI	510.74	5	102.15
WESTERN AUTO ACE HARDWAR	137.54	1	137.54
WESTERN DETENTION PR	492.50	1	492.50
WM SUPERCENTER #1494	14.94	1	14.94
WM SUPERCENTER #470	-26.96	1	-26.96
WM SUPERCENTER #490	61.78	1	61.78
WOODY'S TRUCK CENTER	212.75	5	42.55
WPY JUVENILE LAW SECTION	100.00	1	100.00
WRIGHT MATERIALS INC ROBS	385.78	4	96.45
XOOM ENERGY	95.00	1	95.00
ZACHRY PUBLICATIONS	89.00	1	89.00
ZARSKY LUMBER-PORT ARANS	667.67	7	95.38
ZOOM.US 888-799-9666	153.87	4	38.47
ZORO TOOLS INC	2,277.91	4	569.48
<b>Total</b>	<b>264,768.97</b>	<b>926</b>	<b>285.93</b>

**Nueces County  
Transaction Totals by Vendor YTD  
For the 5 months ending 2/28/2021**

Merchant	Amount	Transaction Count	Average Transaction
GULF COAST PAPER COMPANY-	105,148.58	161	653.10
RICOH USA INC	94,822.78	5	18,964.56
FINANCIAL SERVICES	89,332.62	6	14,888.77
GATEWAY PRINTING & OFFICE	80,249.75	233	344.42
AT&T BILL PAYMENT	64,809.29	5	12,961.86
AMERICAN SOLUTIONS4 BUS	31,993.61	38	841.94
US21 INC	22,480.00	2	11,240.00
SPECTRUM	20,791.80	93	223.57
A&W OFFICE SUPPLY	19,618.10	34	577.00
WALMART EGIFT CARD	19,074.15	157	121.49
ROBSTOWN UTILITY SYSTEMS	17,930.41	77	232.86
CC DISTRIBUTORS	17,010.21	29	586.56
TRUCKERS EQUIPMENT	16,973.26	35	484.95
PAW ALL FAITH CREMATION	15,127.00	17	889.82
JCPENNEY EGIFT CARD	15,025.00	140	107.32
CORPUS CHRISTI FUNERAL	14,620.00	16	913.75
SPL ROBSTOWN HARDWARE COM	14,298.80	53	269.79
DAILY WELLS COMMUNICATIO	13,894.98	58	239.57
THE HOME DEPOT #6564	13,854.43	99	139.94
IN PRO TECH MECHANICAL I	13,677.03	11	1,243.37
A PLUS PLUMBING AND RE	13,081.74	24	545.07
CITY OF CORPUS CHRISTI	11,896.41	100	118.96
CORPUS CHRISTI CALLER	11,716.65	30	390.56
FASCLAMPITT CORPUS CHRIST	11,519.32	36	319.98
SOUTHERN TIRE MART #480	11,446.96	47	243.55
TXU BILL PAYMENT	11,032.05	54	204.30
BECK AND MASTEN BUICK GMC	10,585.69	9	1,176.19
COASTAL OFFICE SOLUTIONS	10,509.78	23	456.95
GALLS	10,368.03	15	691.20
NUECES COUNTY WCID 3	10,237.92	21	487.52
MUNIZ ELECTRIC AND COOLIN	10,211.27	13	785.48
HOLT CAT CORPUS - MC	9,323.88	39	239.07
GULF COAST MAILING SERV	9,251.39	5	1,850.28
CBS RENTAL & SUPPLY	8,973.94	43	208.70
LOWES #01825	8,960.93	57	157.21
THE HOME DEPOT #6584	8,945.25	118	75.81
TMS SOUTH INC	8,810.53	11	800.96
ULINE SHIP SUPPLIES	8,802.87	8	1,100.36
TREVINO FUNERAL HOME	8,685.00	11	789.55
MG BUILDING CORPUS CHRIS	7,777.42	25	311.10
TDCAA	7,563.30	20	378.17
CC STAMP WORKS INC	7,343.68	37	198.48



**Nueces County  
Transaction Totals by Vendor YTD  
For the 5 months ending 2/28/2021**

Merchant	Amount	Transaction Count	Average Transaction
THE HOME DEPOT 6564	7,340.86	35	209.74
CORPUS CHRISTI FREIGHTLIN	7,320.43	41	178.55
SOUTHERN TIRE MART	7,010.71	22	318.67
SPL CBCF - COASTAL BEND D	7,000.00	1	7,000.00
COASTAL A.D.S INC.	6,898.01	9	766.45
JOHNSON CONTROLS SS	6,785.68	11	616.88
GRAYBAR ELECTRIC	6,699.25	31	216.10
ALTEX COMPUTER AND ELECTR	6,431.01	33	194.88
DMI DELL HIGHER EDUC	6,356.64	11	577.88
EWALD KUBOTA - CORPUS CHR	6,260.36	14	447.17
ZORO TOOLS INC	6,185.22	12	515.44
WAUKESHA-PEARCE CORPUS	6,099.85	11	554.53
FERGUSON ENT # 116	5,974.11	20	298.71
O'REILLY AUTO PARTS 1982	5,873.08	44	133.48
SHEINBERG TOOL CO. INC.	5,802.35	51	113.77
H-E-B #643	5,739.72	41	139.99
FASCLAMPITT CC	5,581.24	7	797.32
NORTH PADRE ACE HARDWARE	5,248.66	60	87.48
PITNEY BOWES PI	5,176.61	7	739.52
CORPUS CHRISTI SAFE AND L	5,164.35	35	147.55
ANNAVILLE MUFFLER AND	5,125.94	12	427.16
TOTAL PROTECTION SYSTEMS	5,032.50	12	419.38
GOODYEAR A.S.C. #4738	5,015.19	8	626.90
O'REILLY AUTO PARTS 635	5,011.58	87	57.60
ICS JAIL SUPPLIES	4,987.36	4	1,246.84
OFFICE DEPOT #1127	4,857.03	29	167.48
GOODYEAR TIRE #4739	4,825.74	10	482.57
H&L DISCOUNT OIL	4,722.46	22	214.66
THE HOME DEPOT 6584	4,715.54	20	235.78
VULCAN INC	4,688.80	3	1,562.93
UNITEDMEDCO	4,676.87	1	4,676.87
BOB BARKER COMPANY INC	4,623.24	13	355.63
TEGNA MEDIA ADVERTISE	4,611.25	2	2,305.63
TELLUS EQUIP SOLUTIONS AL	4,581.60	3	1,527.20
A & B PLASTICS AND FABRIC	4,541.54	9	504.62
BUTLER SIGNATURE EVENTS	4,536.00	6	756.00
LOWES #02506	4,481.29	20	224.06
ARNOLD OIL COMPANY	4,437.44	38	116.77
RELIANT ENERGY	4,369.89	33	132.42
24 HR SAFETY-CORPUS CH	4,308.15	6	718.03
FIVE POINTS AUTO CENTER	4,293.90	19	225.99
TEXAS GUN SHOP INC	4,285.12	4	1,071.28

**Nueces County  
Transaction Totals by Vendor YTD  
For the 5 months ending 2/28/2021**

Merchant	Amount	Transaction Count	Average Transaction
JOHNSTONE SUPPLY- CORPUS	4,284.71	21	204.03
SCOTT ELECTRIC COMPANY	4,168.03	3	1,389.34
ASHMORE PAINT COMPANY INC	3,946.49	19	207.71
BIG JOES TIRE & AUTO	3,938.99	4	984.75
USPS PO 4820250415	3,875.50	4	968.88
C.C. BATTERY COMPANY	3,760.25	27	139.27
UNITY CHAPEL FUNERAL	3,680.00	4	920.00
INDUSTRIAL FABRICS	3,639.00	1	3,639.00
AMZN MKTP US 282Q68982	3,599.80	1	3,599.80
INTUIT QUICKBOOKS	3,574.35	5	714.87
SQ G A DOUGLAS	3,516.59	8	439.57
H-E-B #462	3,505.45	3	1,168.48
RENTAL WORLD CORPUS CHRIS	3,488.40	3	1,162.80
WCI CORPUS CHRISTI	3,458.00	27	128.07
IN ROCK ENGINEERING & TE	3,454.00	4	863.50
GUARDIAN FUNERAL HOME & C	3,380.00	4	845.00
PMI ROBSTOWN	3,350.12	15	223.34
THE PAIGE COMPANY CONT	3,325.30	4	831.33
SQ AUTO WORKS UNLIMITED	3,304.00	4	826.00
CORPUS CHRISTI REGIONAL	3,300.00	2	1,650.00
GALVANS PAINT AND BODY LL	3,296.17	3	1,098.72
HOLT CAT AR FINANCE - 07	3,253.08	3	1,084.36
PENSKE TRK LSG 054510	3,229.34	3	1,076.45
INTERSTATE BATTERIES	3,170.53	22	144.12
BOB'S CITY GARAGE	3,163.43	6	527.24
USPS PO 4820240414	3,117.45	22	141.70
GRAINGER	3,074.47	22	139.75
WM SUPERCENTER #5898	3,063.52	4	765.88
IHEART MEDIA	2,998.00	1	2,998.00
AN CHEVROLET N CORPUS	2,990.30	12	249.19
SQ AUTO WORKS UNLI	2,975.00	3	991.67
HOSE OF SOUTH TEXAS	2,964.20	36	82.34
ON SITE DECALS	2,928.72	4	732.18
NUECES POWER EQUIPMENT	2,855.06	6	475.84
THE HOME DEPOT 526	2,806.88	10	280.69
NATIONAL AUTO GLASS	2,800.00	1	2,800.00
SQ JM PAVING	2,800.00	1	2,800.00
TEXAS ASSOCIATION OF C	2,790.00	10	279.00
SIGNATURE COINS	2,760.00	1	2,760.00
SENTRY SECURITY FASTENE	2,756.80	2	1,378.40
BATTERY UNIVERSE	2,744.93	2	1,372.47
SP TURFCOGRASS	2,695.00	2	1,347.50

**Nueces County  
Transaction Totals by Vendor YTD  
For the 5 months ending 2/28/2021**

Merchant	Amount	Transaction Count	Average Transaction
SHORELINE PLUMBING	2,625.00	4	656.25
US ECOLOGY LIVONIA	2,583.58	1	2,583.58
BINSWANGER GLASS #100	2,553.47	5	510.69
CTS FRONTIER ONLINEPAY	2,521.47	29	86.95
CDW GOVT #3237023	2,515.84	1	2,515.84
OFFICE DEPOT #468	2,511.31	18	139.52
ITD PRINT SOLUTIONS	2,510.00	5	502.00
TCU MARKETPLACE ECOMM	2,500.00	2	1,250.00
ROBLES TIRE	2,499.28	18	138.85
HEIL OF TEXAS SAN ANTO	2,497.75	1	2,497.75
SP IND. FANS DIRECT	2,472.12	1	2,472.12
CD ELECTRIC	2,462.32	5	492.46
FSI CPL RETAIL	2,460.93	17	144.76
DIGICERT INC	2,458.00	1	2,458.00
TEXAS DIESEL SPECIALIST	2,421.90	3	807.30
STANLEY STEEMERCORCHR	2,367.98	3	789.33
IN UNIVERSAL FIRE & SAFE	2,360.80	3	786.93
SQ APOLLO AUTOMOTI	2,313.04	2	1,156.52
NATIONWIDE GENERATORS	2,312.00	1	2,312.00
IN TROYS FENCE	2,310.00	7	330.00
THERANEST ANNUAL SUB	2,298.15	1	2,298.15
UNIVAR USA INC.	2,247.62	21	107.03
OFFICE DEPOT #70	2,237.82	22	101.72
DISPLAYS2GO	2,203.10	6	367.18
GOVERNMENT FINANCE OFFIC	2,189.00	3	729.67
RIVERSIDE VETERINARY CLIN	2,158.00	4	539.50
FIRESTONE20052	2,130.65	9	236.74
AMZN MKTP US 284CP2CX0	2,123.76	1	2,123.76
SAMES FORD LINCOLN	2,114.00	7	302.00
IN R & R PETRO SERVICES	2,083.78	10	208.38
SUN DATA SUPPLY. INC	2,073.00	2	1,036.50
LIGHT HOUSE GRAPHICS	2,055.00	3	685.00
S. TEXAS ALL BATTERY	2,040.70	3	680.23
3 C INDUSTRIAL LLC	2,032.39	1	2,032.39
DOMESTIC ABUSE INTERVE	2,000.00	4	500.00
PP HINOJOSASUPHOLSTERY	2,000.00	1	2,000.00
HOELSCHER ELECTRIC CO.	1,999.64	2	999.82
C AND A SERVICE AND TIRES	1,976.87	7	282.41
ZARSKY LUMBER-PORT ARANS	1,968.76	19	103.62
AIRGAS USA LLC	1,956.79	13	150.52
IN GULF BUSINESS PRINTIN	1,922.56	1	1,922.56
MCCOYS #17	1,908.97	6	318.16

**Nueces County  
Transaction Totals by Vendor YTD  
For the 5 months ending 2/28/2021**

Merchant	Amount	Transaction Count	Average Transaction
ALARM SECURITY & CONT.	1,903.00	15	126.87
AMZN MKTP US DP85L2J83	1,894.24	1	1,894.24
AMAZON.COM K11T063X3	1,861.25	1	1,861.25
SERVPRO OF CORPUS CHRISTI	1,847.95	2	923.98
ODESSA PUMPS CORPUS CHRIS	1,845.87	1	1,845.87
PRO AUTOMOTIVE	1,829.55	12	152.46
RAM PRODUCTS LTD.	1,813.51	9	201.50
REPUBLIC SERVICES TRASH	1,807.52	4	451.88
TIGER HEATING & AIR LLC	1,801.00	2	900.50
INDUSTRIAL COMMUNICATIONS	1,772.33	2	886.17
TRACTOR SUPPLY CO #1907	1,754.85	5	350.97
KOETTER FIRE CORPUS	1,736.05	3	578.68
FIRETROL PROTECTION SYSTE	1,732.50	2	866.25
DTV DIRECTV SERVICE	1,727.16	14	123.37
EXXONMOBIL 45362076	1,700.60	3	566.87
ARC CORPUS CHRISTI 15	1,696.63	6	282.77
PAYPAL ALARMTX	1,693.00	5	338.60
NEWSBANK INC/TCR HS	1,680.00	1	1,680.00
PY ROBSTOWN HARDWARE COM	1,639.10	10	163.91
THE HOME DEPOT #0526	1,623.69	17	95.51
BJ'S FAMOUS UNIFORMS	1,581.18	8	197.65
SQ SIGN SOLUTIONS	1,565.00	3	521.67
ROMCO EQUIPMENT 013	1,556.78	4	389.20
IN CONTROL SOLUTIONS IN	1,544.00	1	1,544.00
TCEQ EPAYMENT	1,534.78	4	383.70
ALL WEATHER INC.	1,517.00	2	758.50
PRO CHEM INC.	1,506.36	3	502.12
SP CC WAREHOUSE	1,503.67	1	1,503.67
AMZN MKTP US MK2FE6TU2	1,490.53	1	1,490.53
ULTIMATE SIGNS AND GRAPHI	1,488.50	6	248.08
NUECES ELECTRIC COOP	1,483.52	10	148.35
ED BURK S AUTO SERVICE	1,470.00	4	367.50
WILBUR ELLIS TAFT	1,455.00	3	485.00
MOMAR INC	1,450.19	5	290.04
CORPUS CHRISTI FORD	1,436.84	10	143.68
8X8 INC.	1,431.16	5	286.23
GPS NUECES COUNTY CSCD	1,426.55	5	285.31
SQ SOUTH TEXAS SMALL ENG	1,393.45	22	63.34
DISCOUNT AUTO 2	1,388.35	4	347.09
AMERICAN RED CROSS	1,387.00	11	126.09
CORPUS CHRISTI ELECTRIC	1,380.43	12	115.04
AMZN MKTP US 7B0FT26I3	1,377.00	1	1,377.00

**Nueces County  
Transaction Totals by Vendor YTD  
For the 5 months ending 2/28/2021**

Merchant	Amount	Transaction Count	Average Transaction
SMARTSIGN	1,376.03	1	1,376.03
SQ LYKOI SYSTEMS	1,375.00	4	343.75
WRIGHT MATERIALS INC ROBS	1,363.28	13	104.87
UNITED REFRIG BR #76	1,362.23	5	272.45
ENVIROTEST LLC	1,350.00	1	1,350.00
DEMCO INC	1,336.30	2	668.15
OSO CREEK A H #630	1,331.19	1	1,331.19
CORPUS CHRISTI WILBERT	1,320.00	4	330.00
BASS PRO CATALOG U.S.	1,310.93	3	436.98
NEWEGG TEXAS	1,286.94	7	183.85
CDW GOVT #6454387	1,283.94	1	1,283.94
TLC COMPLETE CARE	1,276.00	3	425.33
PAYPAL STRIDESYOUT	1,275.00	3	425.00
BESTBUYCOM806415363031	1,239.97	3	413.32
GREEN MOUNTAIN ENERGY	1,235.23	8	154.40
BESTBUYCOM806410570518	1,234.87	1	1,234.87
ZEBRATECHNOLOGIES INTL	1,227.55	2	613.78
HELENA 25041	1,226.30	2	613.15
PRO FIRE PROTECTION INC	1,222.20	6	203.70
NORTHERN TOOL + EQUIP	1,198.99	1	1,198.99
COMLINK WIRELESS	1,196.00	2	598.00
DELUXE AUTO PARTS	1,190.25	1	1,190.25
AMZN MKTP US DY6AT5W13	1,172.00	1	1,172.00
SANTA FE ANIMAL HOSPITAL	1,171.55	2	585.78
WEST MARINE #1308	1,157.91	2	578.96
AWL PEARSON EDUCATION	1,133.38	2	566.69
DISCOUNT-TIRE-CO TXC-01	1,121.25	3	373.75
BEST BUY 00002352	1,116.44	6	186.07
HANSON PIPE #4140	1,110.00	3	370.00
AMBIT TEXAS LLC	1,090.63	9	121.18
A WAVELL FLAGPOLE	1,088.00	5	217.60
STREAM ENERGY	1,087.03	10	108.70
AMZN MKTP US MK1HV3KP2	1,079.00	1	1,079.00
JUST ENERGY	1,072.60	7	153.23
TRB ANNUAL MEETING	1,070.00	2	535.00
CDW GOVT #5350479	1,051.28	1	1,051.28
IN ACADEMIC CHURCH & CHO	1,048.00	3	349.33
GULF COAST MARINE INC.	1,035.35	1	1,035.35
RELIGHTDEPOT LIGHTS	1,028.60	1	1,028.60
BESTBUYCOM806410518414	1,028.27	1	1,028.27
DROPBOX 37DF558FQ9PP	1,023.36	1	1,023.36
TRACTOR SUPPLY #333	1,015.87	12	84.66

**Nueces County**  
**Transaction Totals by Vendor YTD**  
**For the 5 months ending 2/28/2021**

Merchant	Amount	Transaction Count	Average Transaction
CDW GOVT #4131550	1,015.86	1	1,015.86
CDW GOVT #3520	1,003.14	1	1,003.14
WOODY'S TRUCK CENTER	1,001.67	25	40.07
AMZN MKTP US MK13D52R2	999.80	1	999.80
PAYPAL MYMICHELLEG	997.50	1	997.50
GULF COAST NUT & BOLT SUP	990.40	14	70.74
IN CLEC DISTRIBUTION	989.16	3	329.72
TEXAN GLASS - SOUTH INC	975.00	2	487.50
IN B & R TELEPHONE LLC	962.00	3	320.67
DEALERS ELECTRICAL #40	955.73	6	159.29
TEAM CHEVROLET BUICK GMC	954.00	1	954.00
VERMEER TEXAS LOUISIANA C	952.11	2	476.06
O BERK COMPANY LLC	945.24	1	945.24
NNA SERVICES LLC	941.53	6	156.92
SQ KEEP IT COLD TEXAS	937.30	1	937.30
IMPACT RECOVERY SYSTEMS	935.00	3	311.67
CERTIFIED COLLISION WORKS	933.50	1	933.50
PRAXAIR DIST INC OAM	925.18	5	185.04
ECHELON HTS INC	914.99	2	457.50
EL CENTRO LANDFILL	906.68	12	75.56
MNI DIESEL INC.	896.25	1	896.25
TLO TRANSUNION	885.00	5	177.00
LONE STAR TRENCHER PARTS	881.25	2	440.63
PRINTING DYNAMICS	880.00	1	880.00
PODS OF CORPUS CHRISTI	870.00	5	174.00
TEXAS THRONE LLC	869.68	5	173.94
IN FINANCIAL CONTROL SYS	858.47	2	429.24
C.C BUILDERS HARDWARE	856.00	4	214.00
VALLEN-BELMONT	852.79	1	852.79
HARBOR FREIGHT TOOLS 71	847.30	8	105.91
BESTBUYCOM806360307517	839.97	2	419.99
ADT SECURITY 402773023	833.88	6	138.98
FEDEX 98854174	831.25	1	831.25
SQ WELKER ENTERPRISES L	825.00	1	825.00
SQ TROUT TRUCKING COMPAN	823.68	1	823.68
BUSH HYDRAULICS	814.82	9	90.54
CARROT TOP INDUSTRIES	813.41	5	162.68
DISCOUNT TIRE TXC 13	811.00	1	811.00
THERANEST WILEY M	782.39	5	156.48
CDW GOVT #2207116	770.97	1	770.97
HIGHWAY BARRICADES AND SE	769.60	1	769.60
PETSMART # 0196	768.80	9	85.42

**Nueces County**  
**Transaction Totals by Vendor YTD**  
**For the 5 months ending 2/28/2021**

Merchant	Amount	Transaction Count	Average Transaction
CDW GOVT #4269581	762.29	1	762.29
AMERLIBASSOC ECOMMERCE	759.00	2	379.50
BESTBUYCOM806345844751	757.73	1	757.73
WESTERN AUTO ACE HARDWAR	744.78	12	62.07
FAR BEYOND TINT AND ALARM	744.00	5	148.80
4CHANGE ENERGY	739.64	5	147.93
ZOOM.US 888-799-9666	733.69	20	36.68
VIP CAR WASH & SUPER	729.65	4	182.41
MIRA'S SPORTS AND MORE	728.88	5	145.78
WALGREENS #4424	723.92	20	36.20
BRIARWOOD PRODUCTS	716.61	1	716.61
SQ TEXAS SIGN EXPR	709.00	3	236.33
AMERICAN LAW ENFORCEMENT	708.00	1	708.00
HUB CITY OVERHEAD DOOR CO	704.70	1	704.70
FSI FIRST CHOICE POWER	702.99	6	117.17
KIMBALL MIDWEST PAYEEZY	702.91	3	234.30
PAYPAL PATRICIAROB	700.00	2	350.00
POSTNET (TX162)	692.28	7	98.90
FLANAGAN'S MUFFLER SHOP	690.00	2	345.00
PREMIER SMILES IKENNA	683.00	5	136.60
IN PRECISION ENGINEERED	680.37	1	680.37
HANDCUFF/BATON WHSE/BUCK	673.50	2	336.75
WAL-MART #1494	671.50	5	134.30
AMZN MKTP US 6E4LJ2XB3	656.78	1	656.78
SAFELITE AUTOGLASS	652.93	3	217.64
TOOLUP.COM	650.00	2	325.00
AMAZON.COM 209VF3FH0 AMZN	649.99	1	649.99
XOOM ENERGY	644.00	5	128.80
NICHOLS GUNS	633.94	4	158.49
ERGON ASPHLT & EMULSIONS	633.40	1	633.40
AMZN MKTP US FM39F5TX3	628.99	1	628.99
PAYPAL BULLETPROOF BULLE	624.00	1	624.00
SQ TAQUITOS MI TIE	610.00	2	305.00
SUMMIT ELECTRIC SUPPLY	608.92	5	121.78
HOTELSCOM9204036525005	605.08	1	605.08
TEJAS VETERINARY CLINIC	602.01	4	150.50
TTI REGISTRATIONS	600.00	6	100.00
WWW.COMPLIANCE4ALL.COM	599.00	1	599.00
FRANCOS GARAGE	595.00	2	297.50
AMAZON.COM SP4ZO44J3	593.78	1	593.78
BARANTEC INC.	592.00	1	592.00
WAL-MART #0470	590.28	12	49.19

**Nueces County  
Transaction Totals by Vendor YTD  
For the 5 months ending 2/28/2021**

Merchant	Amount	Transaction Count	Average Transaction
YOURMEMBER-CAREERS	584.10	1	584.10
FRONTIER UTILITIES	582.40	4	145.60
KENNEDY WIRE ROPE AND	575.92	2	287.96
ALLWAYS CHEVROLET	574.76	1	574.76
GULF COAST GRAPHICS	574.75	6	95.79
PRAXAIR DIST INC 70245	574.53	2	287.27
OIL PATCH PETROLEUM INC	574.30	7	82.04
LIBRARY JOURNAL	573.75	1	573.75
WAL-MART #5898	573.66	3	191.22
HOMEDEPOT.COM	568.11	3	189.37
DOLLARTREE	558.86	8	69.86
WAL-MART #0464	558.02	8	69.75
THIRD COAST NAPA 0010809	552.93	2	276.47
SP TRUESCENT K-9 TRA	546.30	1	546.30
DANA SAFETY SUPPLY	540.40	1	540.40
NUECES CO TX-TAC-MOTOR	538.00	7	76.86
USPS PO 4808000343	532.30	6	88.72
A&C FIRE EQUIPMENT COMP	530.42	2	265.21
THE BOOT JACK	521.95	2	260.98
CHICK-FIL-A #00230	520.36	1	520.36
AMAZON.COM VI7OW7443 AMZN	519.57	1	519.57
STEWART DEAN BEARING COMP	518.34	5	103.67
BUSTERS PROPANE	515.74	8	64.47
AMZN MKTP US MK3G58KT1 AM	511.88	1	511.88
CROWN CAPITAL FAMILY	499.00	1	499.00
NEESSEN CHEVROLET BUICK	495.06	2	247.53
VIP CAR WASH AND LUBE NW	494.85	11	44.99
WESTERN DETENTION PR	492.50	1	492.50
TIFCO INDUSTRIES INC	480.98	3	160.33
MCCOYS #66	479.85	1	479.85
BIRDS RUBBER STAMPS	478.78	3	159.59
FIRESTONE678791	476.05	4	119.01
FSI DIRECT ENERGY	475.69	4	118.92
GRANDE COMMUNICATIONS	475.05	5	95.01
WORTH HYDROCHEM OF CORPUS	475.00	1	475.00
SOUTHWEST WHEEL CO COR	473.79	12	39.48
CARISMA WASH LUBE AND DE	471.12	6	78.52
CITY OF BISHOP UTILITIES	467.55	5	93.51
FLEETPRIDE155	463.46	9	51.50
AMZN MKTP US W20H43173	458.00	1	458.00
OFFICEMAX/DEPOT 6166	455.56	1	455.56
CREATIVE DIVISIONS	451.94	1	451.94



**Nueces County**  
**Transaction Totals by Vendor YTD**  
**For the 5 months ending 2/28/2021**

Merchant	Amount	Transaction Count	Average Transaction
XRAY ON WHEELS	450.00	1	450.00
STITCH IT CUSTOM EMBROIDER	443.50	2	221.75
STAPLES TIRE & AUTOMOTIVE	442.62	1	442.62
MASTERWORD	442.40	1	442.40
PURVIS INDUSTRIES	441.17	3	147.06
CC PLUMBING	440.75	3	146.92
ED HICKS IMPORTS MERCEDES	440.55	1	440.55
GREYHOUND LINES 6855	437.50	10	43.75
FREDERICKSBURG INN & STE	433.92	4	108.48
DSHS REGULATORY PROG	433.00	1	433.00
HOLIDAY INN EXPRESS HARL	430.08	4	107.52
U.S. RETAILERS	429.82	3	143.27
CDW GOVT #2718679	427.98	1	427.98
NATIONAL SAFETY COUNCIL	425.00	1	425.00
1609 INSCO CORPUS CHRISTI	424.17	2	212.09
AMZN MKTP US 9F70P9K03	422.13	1	422.13
SCANTRON CORPORATION	421.90	1	421.90
SHADY GROVE MOBILE HOME	420.00	1	420.00
AMZN MKTP US 2875R2AF0	419.33	1	419.33
EVEREST WATER COFFEE	419.25	10	41.93
NSC NORTHERN SAFETY CO	418.64	2	209.32
H-E-B #022	417.91	1	417.91
IN ARTISTIC BRONZE INC.	415.00	1	415.00
AMZN MKTP US BW68P8983	413.54	1	413.54
TEXAS LIBRARY ASSN	412.75	2	206.38
CDW GOVT #3802282	410.56	1	410.56
HOBBY-LOBBY #0116	404.45	5	80.89
AMZN MKTP US 198DY9893	402.87	1	402.87
WM SUPERCENTER #1494	402.55	4	100.64
TXDPS BREATH TEST	400.82	1	400.82
CAPCOG	400.00	1	400.00
AMZN MKTP US VI83G01A3	399.58	1	399.58
ROADSIDE INC	393.07	1	393.07
AMZN MKTP US R58TK1QA3	389.95	1	389.95
LAW ENFORCEMENT SEMINARS	385.00	1	385.00
DISCOUNT-TIRE-CO TXC-05	384.75	3	128.25
FLEET MANAGEMENT SOLUTNS	384.00	3	128.00
SQ SHORELINE AT THE COUR	383.32	6	63.89
O'REILLY AUTO PARTS 1441	375.86	5	75.17
D & C FENCE CO. INC	375.00	2	187.50
MC MIETH TICKET PUNCHES	375.00	1	375.00
SQ STICKER STORE LLC	375.00	1	375.00

**Nueces County  
Transaction Totals by Vendor YTD  
For the 5 months ending 2/28/2021**

Merchant	Amount	Transaction Count	Average Transaction
TMOBILE LAW RELATION	375.00	1	375.00
R&R AWARDS	374.15	1	374.15
SPORTSMANSOUTDOORSUPERSTO	373.38	1	373.38
HOMWOOD SUITES	370.50	1	370.50
COLLABORATIVE SUMMER LIBR	370.25	1	370.25
DOMINO'S 6750	365.72	6	60.95
AMZN MKTP US 280EZ55C2	363.78	1	363.78
360TRAINING.COM	360.00	2	180.00
DIESEL ENGINE & INJECTIO	359.52	5	71.90
TEXAS COMPUTER EDUCATION	358.00	2	179.00
AMZN MKTP US 2T26Z26Y1	356.16	1	356.16
NOTARY PUBLIC	356.00	3	118.67
THE PENWORTHY COMPANY	353.96	1	353.96
IDENTOGO - TX FINGERPRINT	352.31	27	13.05
A1 ELECTRIC AUTO SERVICE	350.00	1	350.00
TEXAS EXCELLENCE DETAIL	350.00	16	21.88
CREAGER BATTERY AND TI	348.90	29	12.03
CDW GOVT #3014748	348.03	1	348.03
SABAL DENTAL ALAMEDA - VT	344.00	1	344.00
IN MERCURY AUTO AIR LLC	341.20	2	170.60
CHAMPION CHEVY_CADILLA	340.82	2	170.41
AMZN MKTP US 2885K4OG0	339.80	1	339.80
DOLLAR TREE	339.52	6	56.59
AMZN MKTP US 4Y6TP4FL3	334.01	1	334.01
WM SUPERCENTER #470	333.70	11	30.34
TC AUTO SERVICE	333.37	3	111.12
ZARSKY LUMBER-CORPUS CHR	331.66	5	66.33
CDW GOVT #1900	331.01	1	331.01
SQ BAY AREA TIME	331.00	4	82.75
BUILDING SPECIALTIES 411	330.42	3	110.14
CDW GOVT #3700 0137	330.40	1	330.40
ASSN. OF METRO PLANNING	330.00	1	330.00
OSS ACADEMY	328.00	3	109.33
AMAZON.COM L810A3QN3	325.69	1	325.69
VOLVO TRUCKS OF TEXAS	324.18	1	324.18
AMZN MKTP US A776862D3	320.00	1	320.00
GPOWER	319.25	3	106.42
SP CUTRATEBATTERIES	319.20	1	319.20
LABELVALUE.COM	308.00	1	308.00
ENSYSTEX II INC.	300.00	3	100.00
NATIONAL DISTRICTS ATTOR	300.00	1	300.00
TAMUC ACADEMICS	300.00	1	300.00

**Nueces County**  
**Transaction Totals by Vendor YTD**  
**For the 5 months ending 2/28/2021**

Merchant	Amount	Transaction Count	Average Transaction
VUE CISCO EXAN AT VUE	300.00	1	300.00
BATTERYDEALSUS	299.70	1	299.70
H-E-B #139	299.43	5	59.89
GARRETT METAL DETECTOR	294.94	1	294.94
OLLIES BARGAIN OUTLET 369	292.08	1	292.08
APOLLO TOWING EASY RIDER	290.00	5	58.00
AMZN MKTP US MK4G91X81	289.07	1	289.07
NICHOLS SOUTHSIDE PHAR	289.00	1	289.00
1-800-FLOWERS.COMINC.	286.84	1	286.84
AMAZON.COM JO2D43QT3	285.89	1	285.89
DOMYOWN.COM	284.81	1	284.81
AMZN MKTP US 2T9UG2140	279.84	1	279.84
O'REILLY AUTO PARTS 1687	279.21	3	93.07
RUSH TRK CTR CORPUS CHRI	276.80	1	276.80
QDI QUEST DIAGNOSTICS	268.42	1	268.42
ADVANCE AUTO PARTS #3344	268.26	10	26.83
AMIGO ENERGY	267.30	2	133.65
LITTLE CAESARS 722	264.92	2	132.46
DOUG'S AUTOMOTIVE	264.55	1	264.55
H-E-B #210	255.44	5	51.09
HILTON GALVESTON HOTEL	254.22	1	254.22
LOWES #01763	254.22	1	254.22
DEL MAR COLLEGE CASHIERS	250.00	10	25.00
M&D FLOORING	250.00	1	250.00
SHSU WEB PAY	250.00	2	125.00
COLUMBIA BOOKS. INC.	249.00	1	249.00
EVINS GLASS SERVICE INC	248.80	1	248.80
DISCOUNT LOCKSMITH AND SU	248.00	1	248.00
IN ASTA-USA TRANSLATION	247.20	1	247.20
AMAZON.COM 6F5CS5O13	246.44	1	246.44
WM SUPERCENTER #464	246.10	3	82.03
AMZN MKTP US MK7WM5BE1	244.21	1	244.21
SQ SIGNS TODAY IN	244.00	3	81.33
UT CONT LEGAL EDUC	243.75	1	243.75
FEDERAL IRON AND METAL IN	243.45	1	243.45
EXECUTIVE INN	241.50	1	241.50
AMZN MKTP US 2T6OT0P90	240.35	1	240.35
AFTER HOURS AUTO GLASS	240.00	1	240.00
SQ CARRILLOS WELDING SER	240.00	2	120.00
AMZN MKTP US 721KY21E3	239.78	1	239.78
RAM TOOL & SUPPLY TX06	239.00	1	239.00
BESTBUYCOM806412845966	237.99	2	119.00

**Nueces County  
Transaction Totals by Vendor YTD  
For the 5 months ending 2/28/2021**

Merchant	Amount	Transaction Count	Average Transaction
AMZN MKTP US 201PW1L31	237.95	1	237.95
AMAZON.COM 8F53U1AG3 AMZN	236.99	1	236.99
AMZN MKTP US MK9177S42	234.77	1	234.77
STAPLES DIRECT	232.16	3	77.39
TX DEPT AGRICULTURE	230.82	3	76.94
AMZN MKTP US QL5MG8P33	230.29	1	230.29
4TE GEXA ENERGY	226.46	2	113.23
SPI BLDG 178	225.39	1	225.39
MRS WOODYS INC	222.78	1	222.78
AMZN MKTP US LG7ZX6SK3	220.44	1	220.44
SMARTLINK	220.00	1	220.00
VICTOR'S GLASS COMPANY II	220.00	2	110.00
AMZN MKTP US NT80Q8QC3	219.90	1	219.90
AMZN MKTP US 8B09B6XS3	218.69	1	218.69
ALBERT STERLING & ASSOC-	217.50	1	217.50
1398 COLUMBIA	216.18	1	216.18
SQUARESPACE INC.	216.00	2	108.00
BLOSSOM SHOP FLORIST	215.67	2	107.84
TXDPS CRIME RECS	213.46	7	30.49
INN ON BARONS CREEK	212.90	1	212.90
GIH GLOBALINDUSTRIALEQ	210.49	1	210.49
AMAZON.COM 2T1O59KD1	209.96	1	209.96
AMZN MKTP US MK3A122Z0	209.89	1	209.89
OFFICE DEPOT #304	207.78	1	207.78
ACFE	205.00	1	205.00
ASFPM MADISON WI	205.00	1	205.00
NUECES ELECTRIC COOP RET	204.77	2	102.39
ROCKPORT AUTO CLINIC	204.32	2	102.16
COASTAL BEND EYE CENTER	204.00	3	68.00
EBAY O 23-05917-06068	202.43	1	202.43
THE SHARP SHOOTER	201.98	4	50.50
DATA SEARCH MEDICAL	200.99	1	200.99
BESTBUYCOM806352014984	199.95	1	199.95
FREDPRYOR CAREERTRACK	199.00	1	199.00
BESTBUYCOM806416945002	194.83	1	194.83
FASTSERV SUPPLY CORPUS	193.12	1	193.12
CDW GOVT #3946964	191.97	1	191.97
AMAZON.COM 4N2L16VF3	191.89	1	191.89
CERTIFIED LABORATORIES	190.43	1	190.43
INTEGRATED BUSINESS TECH	190.00	1	190.00
TRB WEBINAR	190.00	2	95.00
AMER ASSOC NOTARIES	189.80	2	94.90

**Nueces County**  
**Transaction Totals by Vendor YTD**  
**For the 5 months ending 2/28/2021**

Merchant	Amount	Transaction Count	Average Transaction
DUKE CONTROLS INC.	188.33	1	188.33
SPOK INC	188.13	1	188.13
AMZN MKTP US MK0YA23S1	187.86	1	187.86
INDUSTRIAL FABRICATORS OF	185.40	1	185.40
H-E-B #270	185.24	2	92.62
TEX DEPT LICEN N REG	183.00	2	91.50
BECK MASTEN COASTAL BEN	182.75	3	60.92
HOUSTON FREIGHTLINER ACCO	180.00	1	180.00
STEVE OLMEDA EXXON	180.00	1	180.00
AMZN MKTP US M470H7ZR3	179.88	1	179.88
DOGGETT DHMS - C.C.	179.75	3	59.92
TDLR BOILER INVOICE	179.45	2	89.73
JASONS DELI #617	179.28	1	179.28
FEDEX 98815508	179.01	1	179.01
B2B PRIME AX1A75FB3	179.00	1	179.00
AMAZON.COM PT3E56UY3	178.59	1	178.59
AMAZON.COM 2T6UR7XL2	175.11	1	175.11
TAGITM	175.00	1	175.00
TEXDEFENSIVE DRIVING	175.00	7	25.00
AMAZON.COM MK6B70KG1 AMZN	174.48	1	174.48
AUTOZONE #1419	172.99	1	172.99
LABOR LAW POSTERS	172.00	1	172.00
FAIRFIELD INN & SUITES	171.76	1	171.76
AMAZON.COM MK5ZP1OX2 AMZN	171.30	1	171.30
O'REILLY AUTO PARTS 712	170.22	3	56.74
AMZN MKTP US XT5TN2PC3	170.14	1	170.14
THOMSON WEST TCD	169.00	1	169.00
SOUTHSIDE ANIMAL HOSPITAL	168.00	2	84.00
NAPNAMEPLATES	166.84	1	166.84
CC POWER TOOL	166.53	1	166.53
AMZN MKTP US 1D9579FM3	166.20	1	166.20
PROFESSIONAL EDUCATIONAL	164.00	2	82.00
ASTROMATIC CAR WASH ROBST	163.00	2	81.50
AMAZON.COM 2T7F30U42	162.39	1	162.39
BESTBUYCOM806418247260	162.32	2	81.16
BESTBUYCOM806418254462	162.32	1	162.32
WM SUPERCENTER #490	160.09	3	53.36
PT EMBCC	160.00	1	160.00
SQ BAY COFFEE SERVICE DB	160.00	1	160.00
STATE BAR TX-CLE WEB	160.00	2	80.00
BLUE360 MEDIA LLC	159.50	1	159.50
NASW ONLINE	158.00	1	158.00

**Nueces County**  
**Transaction Totals by Vendor YTD**  
**For the 5 months ending 2/28/2021**

Merchant	Amount	Transaction Count	Average Transaction
SAMS CLUB #8267	157.92	3	52.64
OFFICE DEPOT #1079	156.71	4	39.18
ATLAS SYSTEMS INC	154.28	1	154.28
AMZN MKTP US W62857533	153.72	1	153.72
SQ HOEGEMEYER'S BA	152.64	1	152.64
CHAMPION ENERGY SERVICES	150.00	1	150.00
GEXA ENERGY	150.00	1	150.00
HALFMOON EDUCATION	150.00	1	150.00
JCEP ELC CONFERENCE	150.00	1	150.00
MP2 ENERGY TEXAS LLC	150.00	1	150.00
SUPERIOR TRAILER SALES	150.00	1	150.00
TEXPO DBA YEP & SWPL	150.00	1	150.00
WWW.TXPPA.ORG	150.00	2	75.00
SHINE ON CAR WASH	149.98	6	25.00
BESTBUYCOM806352635948	149.95	1	149.95
BESTBUYCOM806352756110	149.95	1	149.95
AMZN MKTP US IT8ZK1YZ3	149.03	1	149.03
ZIEBART TX-70	149.00	1	149.00
AMZN MKTP US JA6AP6JY3	148.85	1	148.85
ARC LAKESIDE BLUEPRINT	148.40	2	74.20
MID COAST ELECTRIC SUPPLY	148.34	1	148.34
AMZN MKTP US 2T7SC0TN1	143.59	1	143.59
EVIDENT INC	143.50	3	47.83
SQ ROYCE ROLLS RINGER CO	143.28	1	143.28
SQ DISTRICT 11 AE4	143.00	1	143.00
KETCHUM MFG 2	142.02	1	142.02
NENA	142.00	1	142.00
MINIT MAN - 4	141.91	1	141.91
AMZN MKTP US V50JX7EK3	141.89	1	141.89
AMZN MKTP US MK2UI0YH1	141.00	1	141.00
AMZN MKTP US G91FA27Y3	140.71	1	140.71
AMZN MKTP US 284WG82P2	140.05	1	140.05
IN COSTUME SPECIALISTS I	140.00	1	140.00
LA QUINTA INN & SUITES	140.00	2	70.00
SERVICE HYDRAULICS LLC	140.00	1	140.00
SQ ABSOLUTE WRECKER & ST	140.00	2	70.00
AMZN MKTP US 9969U7W83	139.99	1	139.99
WWW.SPERRYSOFTWARE.COM	139.95	1	139.95
AMZN MKTP US 2T2ZK1N10	138.82	1	138.82
BESTBUYCOM806422495956	137.47	1	137.47
AMAZON.COM BK6VS6VS3	136.46	1	136.46
AMZN MKTP US 9M2UL9YE3	135.96	1	135.96

**Nueces County**  
**Transaction Totals by Vendor YTD**  
**For the 5 months ending 2/28/2021**

Merchant	Amount	Transaction Count	Average Transaction
CDW GOVT #5343316	135.42	1	135.42
LUBRICATION STATION LLC	134.87	3	44.96
AMAZON.COM 5X42A6MX3 AMZN	131.31	1	131.31
AMZN MKTP US 2T64J7JG0	131.16	1	131.16
CHEWY.COM	128.51	2	64.26
BECK & MASTEN BUICK GMC C	128.44	3	42.81
SOUTH TEXAS SMALL ENGINE	128.16	2	64.08
AMZN MKTP US E95EU15A3	128.03	1	128.03
IN JOHN CASARES	127.50	1	127.50
HILTON HOTELS	126.93	1	126.93
AMZN MKTP US Q66HD7OR3	126.90	1	126.90
CDW GOVT #5965844	126.07	1	126.07
TEXAS LUBE & OIL SERVICE	125.58	1	125.58
KYOCERA DOCUMENT SOLUTION	125.17	5	25.03
AMZN MKTP US 2T3DZ30N2	124.65	1	124.65
BROOKS TIRE INC	124.45	6	20.74
V247 POWER CORPORATION	123.66	1	123.66
CDW GOVT #3067892	123.62	1	123.62
AMZN MKTP US 6L0SY75Z3	121.18	1	121.18
TEXAS FLOODPLAIN MANAGEME	120.00	2	60.00
WAL-MART #5460	119.35	1	119.35
MASTER POWER SYSTEMS INC	118.67	1	118.67
VALICOR ENVIRONMENTAL	117.75	1	117.75
SHERWIN WILLIAMS 707406	117.52	2	58.76
BULKAMMO.COM (800)720-603	115.55	1	115.55
HOBBY-LOBBY #0066	115.48	2	57.74
AMAZON.COM MK5CE01J1	115.08	1	115.08
AMAZON.COM KG2OJ53T3 AMZN	114.59	1	114.59
TXDPS GENERAL STORE	114.52	1	114.52
AMAZON.COM 4H3HX96H3 AMZN	114.00	1	114.00
WALMART.COM AT	113.97	1	113.97
TAQUERIA GARIBALDI	113.85	1	113.85
AMZN MKTP US 2T56F2HH0	113.20	1	113.20
GULF COAST PAPER COM	112.58	1	112.58
NOTARY PUBLIC TEXAS	112.00	1	112.00
FASTENAL COMPANY 01TXCOR	111.96	2	55.98
AMAZON.COM GU7JO4A23	110.66	1	110.66
SQ NATIONAL NARCOTIC DET	110.00	1	110.00
BUC-EE'S #22	108.23	1	108.23
MICROSOFT MICROSOFT 365 F	108.23	1	108.23
AMZN MKTP US 0T8T641T3	107.70	1	107.70
VALICOR ENVIRONMENTAL SER	107.60	1	107.60

**Nueces County**  
**Transaction Totals by Vendor YTD**  
**For the 5 months ending 2/28/2021**

Merchant	Amount	Transaction Count	Average Transaction
AMZN MKTP US MB7I40F13	107.50	1	107.50
KULLY SUPPLY	107.40	2	53.70
AMAZON.COM HJ70J2473	106.67	1	106.67
COASTAL DIESEL INJECTION	105.53	6	17.59
AMZN MKTP US 209YK9JN0	105.16	1	105.16
O'REILLY AUTO PARTS 445	105.06	6	17.51
AMZN MKTP US KX6RR8GN3	104.89	1	104.89
REMOTEPC SIGNUP CHARGE	104.25	1	104.25
ARMSTRONG LUMBER COMPANY	103.98	7	14.85
BESTBUYCOM806368064187	103.98	1	103.98
SQ TORRES GARAGE	103.00	3	34.33
AMZN MKTP US IG69G2WX3	102.80	1	102.80
JACKS SMALL ENGINES & GEN	102.25	1	102.25
AMZN MKTP US K19X905E3	100.00	1	100.00
IN CORPUS CHRISTI BAR AS	100.00	1	100.00
IN ENSEMBLE GROUP	100.00	1	100.00
WPY JUVENILE LAW SECTION	100.00	1	100.00
AMZN MKTP US GF6XW2V23	99.96	1	99.96
CLEAR LAW INSTITUTE	99.00	1	99.00
HORIZON DIST - H263	98.77	2	49.39
SPIRAL BINDING LLC	97.74	2	48.87
COASTAL WELDING SUPPLY	97.53	1	97.53
AMAZON.COM 3M4F83BU3 AMZN	97.44	1	97.44
H-E-B #488	96.62	2	48.31
CORPUS CHRISTI LOCK DOC L	95.54	2	47.77
AMAZON.COM 2T4A46E81	95.25	1	95.25
GAMBLER SPECIALTIES INC	95.00	2	47.50
PAYPAL CJJ COL	95.00	1	95.00
UPS 552839232	95.00	1	95.00
AMZN MKTP US 0N2LV5393	94.99	1	94.99
AMZN MKTP US 4G7FX79U3	94.96	1	94.96
SHAFFER'S MUFFLER & AUTO	94.06	1	94.06
MINIT MAN - 3	92.91	1	92.91
AMAZON.COM W18CE20D3	92.70	1	92.70
AMZN MKTP US 6T6JY92R3	92.51	1	92.51
MY BINDING COM	92.11	1	92.11
USPS PO 4820210418	89.75	5	17.95
FEDEX 97383144	89.41	1	89.41
ZACHRY PUBLICATIONS	89.00	1	89.00
PACER800-676-6856IR	88.10	2	44.05
H-E-B #057	87.86	1	87.86
H-E-B #069	86.45	1	86.45



**Nueces County**  
**Transaction Totals by Vendor YTD**  
**For the 5 months ending 2/28/2021**

Merchant	Amount	Transaction Count	Average Transaction
ENTRUST ENERGY	86.43	1	86.43
TRACTOR SUPPLY CO #5509	85.98	1	85.98
EWING IRRIGATION PRD 146	84.79	1	84.79
AMZN MKTP US LG7QP3EL3 AM	81.96	1	81.96
AP GAS & ELECTRIC TX	81.27	1	81.27
SHERATON GUNTER SAN ANTN	80.10	1	80.10
ZOOM.US	79.92	3	26.64
IN ANNAVILLE AIR CONDITI	78.50	1	78.50
TALL COP SAYS STOP	78.00	2	39.00
GREYHOUND LINES CNP	77.99	1	77.99
AMZN MKTP US N828Z79A3	77.94	1	77.94
AMZN MKTP US QD2AE3J83	77.88	1	77.88
WINGATE BY WYNDHAM	77.75	1	77.75
FSI CENTERPOINT ENERGY	77.10	2	38.55
AMZN MKTP US M42PP5YC0	76.32	1	76.32
CULLIGAN/ULTRAPURE WAT	76.20	4	19.05
SHI SMARTPRACT#1875365	76.00	3	25.33
USPS PO 4871900373	76.00	1	76.00
AMZN MKTP US 978PW25S3	75.96	1	75.96
DOLLAR GENERAL #10448	75.23	2	37.62
TEXAS CHAPTER PRIMA PUBLI	75.00	1	75.00
TSBPA IND LIC RENEW	75.00	1	75.00
AUTOZONE #4211	74.15	2	37.08
AMZN MKTP US 2H1IW9PC3	73.75	1	73.75
AMZN MKTP US 357KX5A83 AM	73.71	1	73.71
AMAZON.COM 289Y99382	73.56	1	73.56
AMAZON.COM FG6VX5HG3	73.09	1	73.09
MALEK INC	72.80	1	72.80
COASTAL 0038002	72.65	2	36.33
AMZN MKTP US KT1M298A3	71.98	1	71.98
AMAZON.COM 2T53R3OC0 AMZN	71.76	1	71.76
DISNEYPLUS	70.30	5	14.06
BELL FENCE OF CORPUS CHR	70.00	1	70.00
AMZN MKTP US 8773Y9BY3	69.99	1	69.99
BESTBUYCOM806389906120	69.99	1	69.99
AMZN MKTP US 5C15E2E33	69.98	1	69.98
SQ JMJ BUSINESS EQUIPMEN	69.95	1	69.95
AMZN MKTP US C45RZ4LA3	69.02	1	69.02
AMZN MKTP US 0L70A0Q33	68.75	1	68.75
AMZN MKTP US 2T7JF2GJ2 AM	68.40	1	68.40
AMZN MKTP US H91ET4KD3	67.47	1	67.47
H-E-B #413	67.22	1	67.22

**Nueces County  
Transaction Totals by Vendor YTD  
For the 5 months ending 2/28/2021**

Merchant	Amount	Transaction Count	Average Transaction
FIRESTONE678775	66.26	1	66.26
AMAZON.COM 2V2DE6BG3	66.24	1	66.24
AMZN MKTP US 281KJ0WW0	66.15	1	66.15
AMZN MKTP US 2T65A0ED1	65.97	1	65.97
CORPUS CHRISTI GASKET F	65.00	2	32.50
TEXAS CENTER FOR THE JUDI	65.00	1	65.00
MINIT MAN - 2	64.94	1	64.94
AMZN MKTP US 2T6VM5P50	64.92	1	64.92
AMZN MKTP US MK6F14ND2	64.90	1	64.90
AMZN MKTP US 996G31SG3 AM	64.80	1	64.80
AMZN MKTP US 8K2KE56A3	63.86	1	63.86
AMZN MKTP US P32PB1DE3	63.16	1	63.16
H-E-B #184	63.16	1	63.16
AMZN MKTP US C33U03NF3	62.79	1	62.79
CKO WWW.ISTOCKPHOTO.COM	62.78	2	31.39
STAMP CONNECTION	62.50	1	62.50
ACADEMY SPORTS #29	61.95	1	61.95
POCKETPRESS	60.44	1	60.44
PAYPAL WONDERIDEA	60.00	4	15.00
AMAZON.COM MK7106PO0	59.99	1	59.99
AMZ INDIGO SOFTWARE	59.99	1	59.99
AMZN MKTP US MK4L23070 AM	59.98	1	59.98
AMAZON.COM XM8MC7ZH3 AMZN	59.75	1	59.75
AMZN MKTP US 1N8BY8QA3	59.70	1	59.70
FULLER TRACTOR COMPANY	59.08	1	59.08
LOVETT DENTAL #9	59.00	1	59.00
MOORE MEDICAL LLC	58.88	1	58.88
SACCOURT CRIM RECORDS	58.50	2	29.25
AMAZON.COM 5V6X22V03	58.40	1	58.40
BESTBUYCOM806344291508	57.98	4	14.50
AMZN MKTP US 2T5NC2ZA2	57.73	1	57.73
AMZN MKTP US 093VS7HW3	57.25	1	57.25
AMZN MKTP US 5F9469OM3	56.99	1	56.99
QUICKEN INC	56.28	1	56.28
MURPHY BROTHERS PAINT	55.70	1	55.70
DIY BOOKBABY	54.98	1	54.98
AUTOZONE #1332	54.97	1	54.97
AMAZON.COM 280LO8K92	54.87	1	54.87
AMAZON.COM 2T3F57K52	54.10	1	54.10
AMZN MKTP US WC1BF7V03	54.02	1	54.02
2COCOM MOVAVI.COM	53.10	1	53.10
MISSION RESTAURANT SUPPLY	52.95	1	52.95

**Nueces County  
Transaction Totals by Vendor YTD  
For the 5 months ending 2/28/2021**

Merchant	Amount	Transaction Count	Average Transaction
AMZN MKTP US 0P0AN1YD3	51.98	1	51.98
AMZN MKTP US MZ5EH0DS3	51.47	1	51.47
AMZN MKTP US 2T0XO7F62	51.17	1	51.17
WAYTEK INC	51.12	1	51.12
SQ OIL PATCH PETROLEUM	50.95	1	50.95
AMZN MKTP US D639F9RN3	50.25	1	50.25
TJCTC WEB	50.00	1	50.00
RUBBER STAMP WAREHOUSE	49.62	1	49.62
SUTHERLANDS 3210	49.46	1	49.46
CDW GOVT #2332799	49.39	1	49.39
COURSRA3307NLREZ5XMM9	49.00	1	49.00
MINIT MAN 1	48.93	1	48.93
AMZN MKTP US MK96359D2	46.87	1	46.87
AMZN MKTP US RO9FZ9ZP3	46.76	1	46.76
PAUL YORK BODY SHOP LLC	46.51	1	46.51
NAYLOR'S FARM & RANCH SUP	46.41	2	23.21
MAIL CENTER USA	46.27	1	46.27
AMZN MKTP US I30592U73	46.00	1	46.00
AMZN MKTP US 2T0CZ1LL2	45.78	1	45.78
BRIGGS EQUIPMENT #21	45.70	1	45.70
SQ BATTERIES PLUS BULBS	44.95	1	44.95
WALMART.COM 8009666546	44.36	1	44.36
WAL-MART #0490	44.02	2	22.01
CULLIGAN CORPUS CHRISTI	43.85	3	14.62
AMZN MKTP US TJ7NG8833	42.78	1	42.78
WALMART.COM AX	42.78	1	42.78
CDW GOVT #4348409	42.20	1	42.20
GT DISTRIBUTORS INC	42.11	1	42.11
AMZN MKTP US UQ9DE4OY3	42.08	1	42.08
SYN-TECH SYSTEMS	42.00	1	42.00
AMZN MKTP US 7Y6EZ61J3	40.47	1	40.47
FEDEX 97356630	40.44	1	40.44
AGEX CONFERENCE SERVIC	40.00	1	40.00
EB 2020 FALL CEU CONF	40.00	1	40.00
BESTBUYCOM806360265336	39.99	1	39.99
CDW GOVT #1570-5211	39.99	1	39.99
ADVANCE AUTO PARTS #8079	39.98	1	39.98
BESTBUYCOM806369806562	39.98	2	19.99
AMZN MKTP US MK40B0PM2	39.92	1	39.92
AMAZON.COM 986S08HQ3	39.89	1	39.89
AMZN MKTP US 191YV3UJ3 AM	39.51	1	39.51
AMZN MKTP US EN7VC8H43	39.22	1	39.22

**Nueces County  
Transaction Totals by Vendor YTD  
For the 5 months ending 2/28/2021**

Merchant	Amount	Transaction Count	Average Transaction
AMZN MKTP US 281ZE7TP1	37.98	1	37.98
AMZN MKTP US DM81D3WO3	37.54	1	37.54
H-E-B #253	37.54	2	18.77
APPLE.COM/BILL	36.58	6	6.10
AMZN MKTP US 2T0P06QM2	35.99	1	35.99
AMZN MKTP US FJ8WW8VT3	35.99	1	35.99
IWS GAS AND SUPPLY OF TX	35.21	1	35.21
MURPHY EXPRESS 8691	35.18	1	35.18
UPS 552839243	35.00	1	35.00
USPS PO 4800750330	34.80	2	17.40
DOLLAR GENERAL #11377	34.64	1	34.64
BESTBUYCOM806420132091	33.99	1	33.99
AMZN MKTP US CM3EU1PI3	33.96	1	33.96
CVS/PHARMACY #06989	33.23	1	33.23
PENSKE TRK LSG 068410	32.18	1	32.18
AMAZON.COM MK7T58CU2	32.15	1	32.15
USPS PO 4820200410	32.05	3	10.68
CANVA 02849-15954706	31.98	1	31.98
CANVA 02880-17131236	31.98	1	31.98
CANVA 02910-12691724	31.98	1	31.98
CANVA 02941-18752594	31.98	1	31.98
CANVA 02972-15020540	31.98	1	31.98
AMZN MKTP US 3J9ZZ5CZ3	31.70	1	31.70
FEDEX 62439783	31.35	1	31.35
PENGAD INC	31.35	1	31.35
AMZN MKTP US BH4MJ1J83	30.85	1	30.85
FEDEX 62391660	30.30	1	30.30
OPY SEENEBULA	30.30	1	30.30
IN SUPERGLASS WINDSHIELD	30.00	1	30.00
AMZN MKTP US QS28G1QP3	29.94	1	29.94
AMZN MKTP US Z32HN2AE3	29.85	1	29.85
AMAZON.COM 8R5IT9XK3 AMZN	29.74	1	29.74
ADVANCE AUTO PARTS #8429	29.73	1	29.73
AMERICAN DETAIL SUPPLY	29.00	1	29.00
AMZN MKTP US BK18C95W3	28.99	1	28.99
AMZN MKTP US 928ZH8ZC3	28.94	1	28.94
AMZN MKTP US S285T9ST3	28.13	1	28.13
AMZN MKTP US 3N03J8PU3	27.97	1	27.97
AMZN MKTP US PP0A899M3	27.97	1	27.97
AMZN MKTP US MK35A1KS2	27.93	1	27.93
AMZN MKTP US 618X17883	27.69	1	27.69
INTERNATIONAL ELECTRONICS	27.07	1	27.07

**Nueces County  
Transaction Totals by Vendor YTD  
For the 5 months ending 2/28/2021**

Merchant	Amount	Transaction Count	Average Transaction
BESTBUYCOM806418247463	27.04	1	27.04
CHEVRON 0153459	27.00	1	27.00
AMAZON.COM 0S6M58HM3 AMZN	26.08	1	26.08
AMZN MKTP US 204HO0LJ2	25.99	1	25.99
AMAZON.COM 2T97K7XA2	25.98	1	25.98
AMZN MKTP US 2883K9831	25.98	1	25.98
FEDEX 782814977632	25.04	1	25.04
CEFCO #0054 BELTON TX	25.00	1	25.00
HARBOR FREIGHT TOOLS 680	24.96	1	24.96
ALAMEDA MEDICAL SUPPLY	24.75	1	24.75
AMAZON.COM LC0NA0273 AMZN	23.98	1	23.98
AMZN MKTP US SB4IH31M3	22.79	1	22.79
NUECES COUNTY TAX OFFICE	22.50	1	22.50
NUECES CO TX - GOV PAY FE	22.37	7	3.20
AMZN MKTP US FC9SY7G93	22.04	1	22.04
AMZN MKTP US ZV14T5Y63	22.00	1	22.00
BATTERIES+BULBS #0461	21.90	1	21.90
FAMILY DOLLAR #6530	21.65	1	21.65
AMZN MKTP US 288H37WL2	21.64	1	21.64
AOC AUTO PARTS	21.49	1	21.49
HOUSE OF ROCK	21.47	1	21.47
SINISTER	21.00	3	7.00
AMZN MKTP US 1A6N65B93	20.98	1	20.98
J K KALB CO.	20.25	1	20.25
MR FANCY PANTS EXPRESS	20.00	1	20.00
BESTBUYCOM806405408688	19.99	1	19.99
BESTBUYCOM806426103176	19.99	1	19.99
AMZN MKTP US 283JY8P02 AM	19.97	1	19.97
AMAZON.COM MK2VM7M42	19.59	1	19.59
AMZN MKTP US 5G98508T3	19.50	1	19.50
WALGREENS #3638	19.49	1	19.49
AMAZON.COM 5V5JX4DP3 AMZN	19.48	1	19.48
AMZN MKTP US 208NE8JW0	19.45	1	19.45
WALMART.COM AY	19.42	1	19.42
AMAZON.COM 5E92L5EQ3	19.11	1	19.11
AMZN MKTP US P86ZX9M23	18.90	1	18.90
AMZN MKTP US 3L8D28T13	18.51	1	18.51
GOVERNMENT PAYMENTS	18.00	5	3.60
AMAZON.COM TU8L96TF3 AMZN	16.98	1	16.98
CDW GOVT #6882264	16.88	1	16.88
OFFICE DEPOT #472	16.76	1	16.76
AMZN MKTP US M449987R0	16.57	1	16.57

**Nueces County**  
**Transaction Totals by Vendor YTD**  
**For the 5 months ending 2/28/2021**

Merchant	Amount	Transaction Count	Average Transaction
AMZN MKTP US I33XG9503 AM	16.48	1	16.48
SPOTIFY USA	16.41	1	16.41
7-ELEVEN 40849	16.23	1	16.23
AMZN MKTP US R43C61FZ3	16.21	1	16.21
CDW GOVT #6550312	15.62	1	15.62
USPS PO 4820260412	15.40	1	15.40
AMZN MKTP US Z38S34BT3	15.28	1	15.28
HCTRA EZ TAG ONLINE	15.00	2	7.50
PAYPAL CORPUSCHRIS CORPU	15.00	1	15.00
AMZN MKTP US HN9SJ43T3	14.95	1	14.95
SAMSClub #8267	13.98	1	13.98
DROPBOX CPT43TF17VC9	12.78	1	12.78
DROPBOX J974T2H52BQP	12.78	1	12.78
DROPBOX RDS6V6X4TGQB	12.78	1	12.78
DROPBOX RTB8PKGQS72B	12.78	1	12.78
DROPBOX YTJ3FG5GB5Q5	12.78	1	12.78
SE40847	12.61	1	12.61
OFFICE DEPOT #2387	12.57	1	12.57
OFFICE DEPOT #2661	12.57	1	12.57
SP WILDLIFE COLLECT.	10.77	1	10.77
AUTOZONE #4215	10.58	1	10.58
FEDEX 772104036670	9.05	1	9.05
DROPBOX 5FWYMGFWTGKC	8.53	1	8.53
LUBRICATION STATION	7.00	1	7.00
MIDAS 5266	7.00	1	7.00
RICHARDS GARAGE	7.00	1	7.00
O'REILLY AUTO PARTS 2292	6.99	1	6.99
GOOGLE ROBLOX	5.40	1	5.40
UPS 958237280	5.00	1	5.00
AUTOZONE #1344	3.99	1	3.99
USA VEND AT AIR SERV	3.50	2	1.75
GOV-PAY FEE (NUECES)	3.00	1	3.00
CROSS BORDER TRANS FEE	0.60	4	0.15
DEL MAR COLLEGE TUITION A	0.00	2	0.00
SCRIPPS MEDIA INC	0.00	4	0.00
THE HOME DEPOT 2705	0.00	6	0.00
DISPUTE-GOOGLE ROBLOX	-5.40	1	-5.40
AMAZON.COM AMZN.COM/BILL	-5.99	1	-5.99
DISPUTE-SPOTIFY USA	-16.41	1	-16.41
WAL-MART #1494 SE2	-26.93	1	-26.93
VARIDESK 1800 207 2587	-72.09	2	-36.05
AMAZON.COM	-85.35	2	-42.68

**Nueces County**  
**Transaction Totals by Vendor YTD**  
**For the 5 months ending 2/28/2021**

Merchant	Amount	Transaction Count	Average Transaction
RAPID AIR	-89.35	2	-44.68
H-E-B #643    SSS	-117.95	1	-117.95
CDW GOVT #4462886	-123.62	1	-123.62
AMZN MKTP US	-2,852.94	5	-570.59
<b>Total</b>	<b>1,664,364.10</b>	<b>5,345</b>	<b>311.39</b>