


Nueces County, Texas

Monthly Financial Report (Unaudited and Unadjusted)

Fiscal Year 2020/2021
For the two months ended November 30, 2020



Prepared by:

The Nueces County
Auditor's Office
Dale Atchley, CPA
County Auditor

Nueces County, Texas
Unaudited Monthly Financial Report
As of November 30, 2020

Table of Contents

County Auditor Letter of Transmittal..... 1

Financial Statements

Balance Sheet - Governmental Funds 4
Statement of Revenue, Expenditures and Changes in Fund Balances - Governmental Funds..... 6
Statement of Net Position - Internal Service Fund 10
Statement of Revenue, Expenditures and Changes in Fund Balance - Internal Service Fund 11
Comparison of Current Year to Prior year Revenues & Expenditures - Group Health..... 13
Comparison of Monthly & year to prior year Revenues & Expenditures - Group Health 14

Budget Revenue Section

Statement of Revenue Budget to Actual with Year to Year Comparison - General Fund 16
Statement of Revenue Budget to Actual with Year to Year Comparison – Road & Bridge 17
Statement of Revenues Budget to Actual - Inland and Coastal Parks 18
Comparison of Current year to prior year total Revenues - Inland and Coastal Parks..... 19
Statement of Revenues Budget to Actual - Airport..... 20

Budget Expenditure Section

Statement of Expenditures Budget to Actual - General Fund 22
Comparison of Current year to prior year total Expenditures - General Fund 63
Statement of Expenditures Budget to Actual - Road & Bridge Fund..... 65
Comparison of Current year to prior year total Expenditures - Road & Bridge Fund 66
Statement of Expenditures Budget to Actual - Inland and Coastal Parks 67
Comparison of Current year to prior year total Expenditures - Inland and Coastal Parks..... 68
Statement of Expenditures Budget to Actual with Year to Year Comparison - Airport fund 69
Statement of Expenditures Budget to Actual - Commissioners Special Revenue Funds 70
Statement of Expenditures Budget to Actual - Commissioners Diabetes Funds 71
Statement of Expenditures Budget to Actual - Commissioners RTA Funds..... 72

Schedules

Schedule of Transfers In and Out by Fund..... 74
Schedule of Capital Projects 75
Summary of Monthly Revenue Report..... 81

Procurement

Procurement Card Totals by Budget Category 84
Procurement Card Totals by Amount 85
Procurement Card Totals by Department 88





AIDEE HERNANDEZ, MBA
FIRST ASSISTANT

ELVA FUENTES, CFE
INTERNAL AUDIT SUPERVISOR

DALE ATCHLEY, CPA
COUNTY AUDITOR

LISA DAVIS
BUDGET ACCOUNTANT

ANNA VELAZQUEZ, CPP
GRANTS / PAYROLL SUPERVISOR

901 LEOPARD STREET, RM. 304
CORPUS CHRISTI, TX 78401

LOURDES RIVERA
EXECUTIVE ACCOUNTANT

PHONE: (361) 88-0556 • FAX: (361) 888-0584

December 31, 2020

Honorable District Judges of Nueces County and
Honorable Members of the Nueces County Commissioners Court:

The unaudited and unadjusted Monthly Financial Report of Nueces County, Texas as of and for the two months ended November 30, 2020 is submitted herewith in accordance with Section 114.023 of the Texas Local Government Code and was prepared by the County Auditor's Office staff. The statements are reported on a budgetary basis which is not in accordance with generally accepted accounting principles. Due to the statutory duties of the County Auditor, I am not independent with regard to these financial reports as defined by the professional standards of the American Institute of Certified Public Accountants. However, these financial statements were prepared, and the financial accounting records were maintained with objectivity and due professional care.

The Monthly Financial Report is presented in four sections: Fund Financial Statements, Budget Revenue Status, Budget Expenditure Status, and Schedules:

The **Financial Statement section** contains the Governmental Funds Balance Sheet, the Governmental Funds Statement of Revenue, Expenditures and Changes in Fund Balance, the Internal Service Fund Statement of Net Position, the Internal Service Fund Statement of Revenue, Expenditures and Changes in Net Position, and the Group Health Comparison of Current Year to Prior Year Revenue and Expenditures and chart.

The **Budget Revenue Status section** is comprised of a General Fund Statement of Revenues Budget to Actual and Comparison of Current Year to Prior Year Revenues, a Road and Bridge Statement of Revenues Budget to Actual and Comparison of Current Year to Prior Year Revenues, an Inland and Coastal Parks Statement of Revenues Budget to Actual and Comparison of Current Year to Prior Year Revenues, and Airport Statement of Revenues Budget to Actual.

The **Budget Expenditure Status section** is comprised of a General Fund Top Spenders, General Fund Statement of Expenditures Budget to Actual, a General Fund Comparison of Current Year to Prior Year Expenditures and charts, a Road and Bridge Statement of Expenditures Budget to Actual, a Road and Bridge Comparison of Current Year to Prior Year Expenditures, an Inland and Coastal Parks Statement of Expenditures Budget to Actual, Inland and Coastal Parks Funds Comparison of Current Year to Prior Year Expenditures, an Airport Statement of Expenditures Budget to Actual and an Airport Comparison of Current Year to Prior Year Expenditures,

The **Schedules section** includes a Schedule of Transfers In and Out by Fund, a Schedule of Capital Projects, and a Summary of Revenue Reports.

The **General Fund Statement of Expenditures Budget to Actual** section now has visual performance indicators. The performance indicators are based on a comparison with the Expected Expenditures. The Expected Expenditure amount is calculated based on the average of the total budget over 12 fiscal periods (October through September). The color of the remaining budget available is used as a performance indicator. These numbers will be black if spending is below 90% of the expected amount, yellow if spending is equal to or greater than 90% of the expected amount and red if spending is equal to or greater than 100% of the expected amount.

| Fiscal Period | 1 | 2 | 3 | 4 | 5 | 6 |
|---|---------|----------|----------|---------|----------|-------|
| Calendar Month | October | November | December | January | February | March |
| Expected Balance Remaining at 90% of expected expenditures | 92.5% | 85.0% | 77.5% | 70.0% | 62.5% | 55.0% |
| Expected Balance Remaining at 100% of expected Expenditures | 91.7% | 83.3% | 75.0% | 66.7% | 58.3% | 50.0% |

| Fiscal Period | 7 | 8 | 9 | 10 | 11 | 12 |
|---|-------|-------|-------|-------|--------|-----------|
| Calendar Month | April | May | June | July | August | September |
| Expected Balance Remaining at 90% of expected expenditures | 47.5% | 40.0% | 32.5% | 25.0% | 17.5% | 10.0% |
| Expected Balance Remaining at 100% of expected Expenditures | 41.7% | 33.3% | 25.0% | 16.7% | 8.3% | 0.0% |

This report is designed to provide a general overview of Nueces County’s finances for all those with an interest in the County’s finances at a specific point during the fiscal year. However, the reader should note that the report does not include those disclosures associated with, and usually made a part of, audited financial statements. Should you have any questions concerning this report, please do not hesitate to contact the County Auditor’s Office at (361) 888 - 0556.

Respectfully submitted,



Dale Atchley, CPA
Nueces County Auditor

FINANCIAL STATEMENTS

(Unaudited)

Nueces County, Texas
Balance Sheet
Governmental Funds
November 30, 2020

| | General Fund | Debt Service Fund | Capital Projects Fund |
|--|-------------------|----------------------|--------------------------|
| | <u> </u> | <u> </u> | <u> </u> |
| Assets | | | |
| Cash & Cash Equivalents | \$ 28,075,540 | \$ 5,907,755 | \$ 43,407,581 |
| Investments | 7,383,191 | 1,767,001 | 14,617,190 |
| Accounts Receivable | 919,383 | - | - |
| Due From Component Unit | 96,511 | - | - |
| Due From Other Funds | 6,525,358 | - | 5,764 |
| Prepays | (166,486) | - | - |
| Inventory | 77,068 | - | - |
| | <u> </u> | <u> </u> | <u> </u> |
| Total Assets | \$ 42,910,565 | \$ 7,674,755 | \$ 58,030,535 |
| | <u> </u> | <u> </u> | <u> </u> |
| Liabilities and Fund Balances | | | |
| Liabilities | | | |
| Accounts Payable | \$ 5,314,648 | \$ - | \$ - |
| Due to Other Funds | 836,186 | - | 308,565 |
| Unearned Revenue | 343 | - | - |
| Other Liabilities | 631 | - | - |
| | <u> </u> | <u> </u> | <u> </u> |
| Total Liabilities | \$ 6,151,808 | \$ - | \$ 308,565 |
| | <u> </u> | <u> </u> | <u> </u> |
| Fund Balances | | | |
| Restricted | \$ - | \$ - | \$ 57,721,970 |
| Committed | - | 7,674,755 | - |
| Unassigned | 36,758,757 | - | - |
| | <u> </u> | <u> </u> | <u> </u> |
| Total fund balances | \$ 36,758,757 | \$ 7,674,755 | \$ 57,721,970 |
| | <u> </u> | <u> </u> | <u> </u> |
| Total liabilities and fund balances | \$ 42,910,565 | \$ 7,674,755 | \$ 58,030,535 |
| | <u> </u> | <u> </u> | <u> </u> |

**Nueces County, Texas
Balance Sheet
Governmental Funds
November 30, 2020**

| Airport Fund | Coastal Parks Fund | Non-Major Funds | Total Governmental Funds |
|-----------------|-----------------------|--------------------|--------------------------------|
| \$ 195,447 | \$ 529,962 | \$ 21,272,395 | \$ 99,388,678 |
| - | 345,071 | 9,376,049 | 33,488,501 |
| 65,645 | 204,761 | 22,657,264 | 23,847,053 |
| - | - | - | 96,511 |
| - | 168 | 110,390 | 6,641,681 |
| (754) | - | (2,331) | (169,570) |
| 8,481 | 15,201 | 0 | 100,750 |
| \$ 268,819 | \$ 1,095,163 | \$ 53,413,766 | \$ 163,393,603 |
| | | | |
| \$ 3,374 | \$ 59,554 | \$ 13,573,634 | \$ 18,951,210 |
| 1,629 | 109,223 | 2,848,465 | 4,104,068 |
| 65,645 | - | 16,977,800 | 17,043,788 |
| - | - | 689,974 | 690,605 |
| \$ 70,648 | \$ 168,777 | \$ 34,089,873 | \$ 40,789,671 |
| | | | |
| \$ - | \$ - | \$ - | \$ 57,721,970 |
| - | - | - | 7,674,755 |
| 198,171 | 926,386 | 19,323,894 | 57,207,207 |
| \$ 198,171 | \$ 926,386 | \$ 19,323,894 | \$ 122,603,933 |
| | | | |
| \$ 268,819 | \$ 1,095,163 | \$ 53,413,766 | \$ 163,393,603 |

Nueces County, Texas
Statement of Revenues, Expenditures and Changes in Fund Balances
Governmental Funds
November 30, 2020

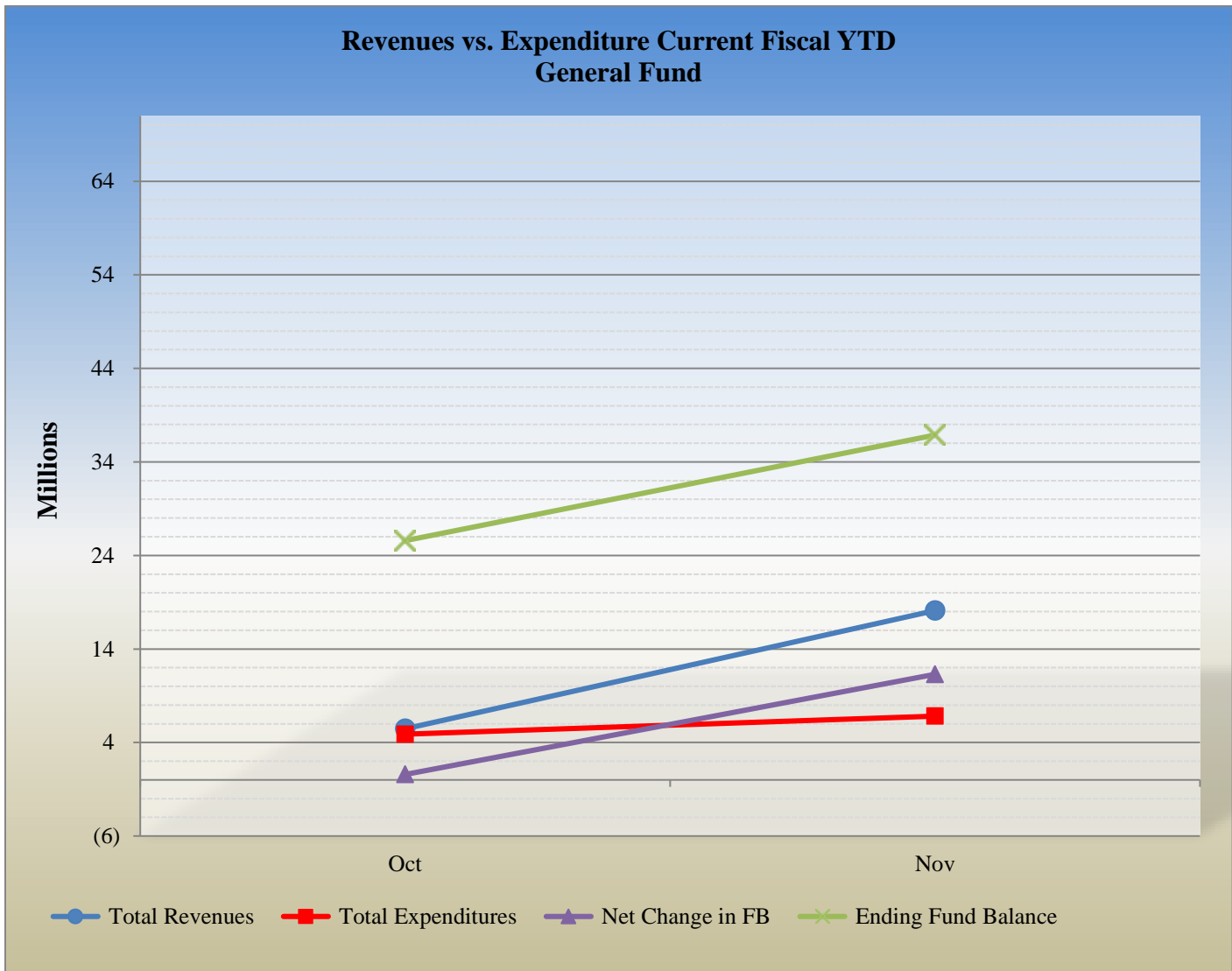
| | <u>General Fund</u> | <u>Debt Service Fund</u> | <u>Capital Projects Fund</u> |
|---|-------------------------|------------------------------|----------------------------------|
| Revenues | | | |
| Taxes | \$ 22,256,614 | \$ 3,786,937 | \$ - |
| Fees of Office | 588,473 | - | - |
| Fines & Forfeitures | 146,405 | - | - |
| Licenses & Permits | 12,550 | - | - |
| Motor Vehicle Services | 76,194 | - | - |
| Intergovernmental Revenues | 337,658 | - | - |
| Housing Inmates & Juveniles | 79,969 | - | - |
| Charges for Services | 58,134 | - | - |
| Interest & Investment Income | 5,481 | 973 | 16,276 |
| Rentals & commissions | 4,818 | - | - |
| Refunds & Reimbursements | 9,441 | - | - |
| Commodity Sales | - | - | - |
| Sale of Printed Materials | 99 | - | - |
| Other Income | 278 | - | - |
| Force Revenue (In-Kind) | - | - | - |
| Agency Collections | - | - | - |
| Total Revenues | <u>\$ 23,576,114</u> | <u>\$ 3,787,910</u> | <u>\$ 16,276</u> |
| Expenditures | | | |
| Salaries | \$ 5,950,099 | \$ - | \$ - |
| Salaries - Seasonal | - | - | - |
| Employee Benefits | 3,114,393 | - | - |
| Other Personnel Expenses | 79,685 | - | - |
| Office Expense & Supplies | 179,295 | - | 3,274 |
| Food & Kitchen Supplies | 219,754 | - | - |
| Telephone & Utilities | 518,386 | - | - |
| Maint & Repair - Equipment & Vehicles | 145,268 | - | - |
| Maint & Repair - Buildings & Grounds | 155,142 | - | 84,164 |
| Maint & Repair - Roads & Bridges | - | - | - |
| Professional Services | 208,773 | - | 18,460 |
| Special Personnel Services | 166,982 | - | - |
| Other Services & Charges | 566,657 | - | 1,860 |
| Other Expenses | 75,677 | 151,289 | - |
| Travel Expenses | (7,837) | - | - |
| Capital Outlay | 1,431 | - | 10,000 |
| Total Expenditures | <u>\$ 11,373,705</u> | <u>\$ 151,289</u> | <u>\$ 117,757</u> |
| Other Financing Sources (Uses) | | | |
| Transfers - In | \$ - | \$ - | \$ - |
| Transfers - Out | (444,757) | - | - |
| Bond Proceeds | - | - | - |
| Premium and Sale of Bonds | - | - | - |
| Sales of Assets | - | - | - |
| Total Other Financing Sources (Uses) | <u>(444,757)</u> | <u>-</u> | <u>-</u> |
| Net Change in Fund Balances | <u>11,757,652</u> | <u>3,636,622</u> | <u>(101,481)</u> |
| Fund Balance Beginning 10/01/2020 | 25,001,104 | 4,038,134 | 57,823,451 |
| Fund Balance Ending 11/30/2020 | <u>\$ 36,758,756</u> | <u>\$ 7,674,755</u> | <u>\$ 57,721,970</u> |

Nueces County, Texas
Statement of Revenues, Expenditures and Changes in Fund Balances
Governmental Funds
November 30, 2020

| Airport Fund | Coastal Parks Fund | Non-Major Funds | Total Governmental Funds |
|-----------------|-----------------------|--------------------|--------------------------------|
| \$ - | \$ - | \$ 316,735 | \$ 26,360,286 |
| - | - | 233,268 | 821,742 |
| - | - | 7,820 | 154,225 |
| - | - | - | 12,550 |
| - | - | 216,490 | 292,684 |
| - | - | 995,208 | 1,332,866 |
| - | - | 10,656,535 | 10,736,504 |
| - | - | 39,427 | 97,560 |
| 20 | 186 | 4,362 | 27,298 |
| 32,642 | 179,264 | 624 | 217,347 |
| - | 468 | 1,820 | 11,729 |
| 3,433 | 7 | (0) | 3,440 |
| - | - | - | 99 |
| - | 30 | 308,505 | 308,813 |
| - | - | 3,387 | 3,387 |
| - | - | - | - |
| \$ 36,095 | \$ 179,955 | \$ 12,784,182 | \$ 40,380,533 |
| \$ 5,398 | \$ 118,815 | \$ 1,083,733 | \$ 7,158,045 |
| - | - | - | - |
| 3,354 | 73,217 | 518,536 | 3,709,500 |
| 222 | - | 47,685 | 127,591 |
| 148 | 1,843 | 90,388 | 274,947 |
| - | - | 3,021 | 222,776 |
| 3,382 | 44,278 | 82,060 | 648,106 |
| - | - | - | 331,625 |
| 2,867 | 10,138 | 173,353 | - |
| - | - | - | 357,941 |
| 3,145 | 12,219 | 103,271 | - |
| - | - | 173,508 | 173,508 |
| - | - | 533,001 | 760,233 |
| - | - | - | 166,982 |
| 1,512 | 42,302 | 10,904,774 | 11,517,105 |
| 210 | 1,411 | 481,870 | 710,457 |
| - | - | 889 | (6,949) |
| - | - | 199,676 | 211,106 |
| \$ 20,237 | \$ 304,223 | \$ 14,395,765 | \$ 26,362,975 |
| \$ 4,020 | \$ - | \$ 505,990 | \$ 510,010 |
| - | - | (65,253) | (510,010) |
| - | - | - | - |
| - | - | - | - |
| 4,020 | - | 440,737 | (0) |
| 19,878 | (124,267) | (1,170,846) | 14,017,557 |
| 178,292 | 1,050,653 | 20,494,741 | 108,586,375 |
| \$ 198,171 | \$ 926,386 | \$ 19,323,895 | \$ 122,603,933 |

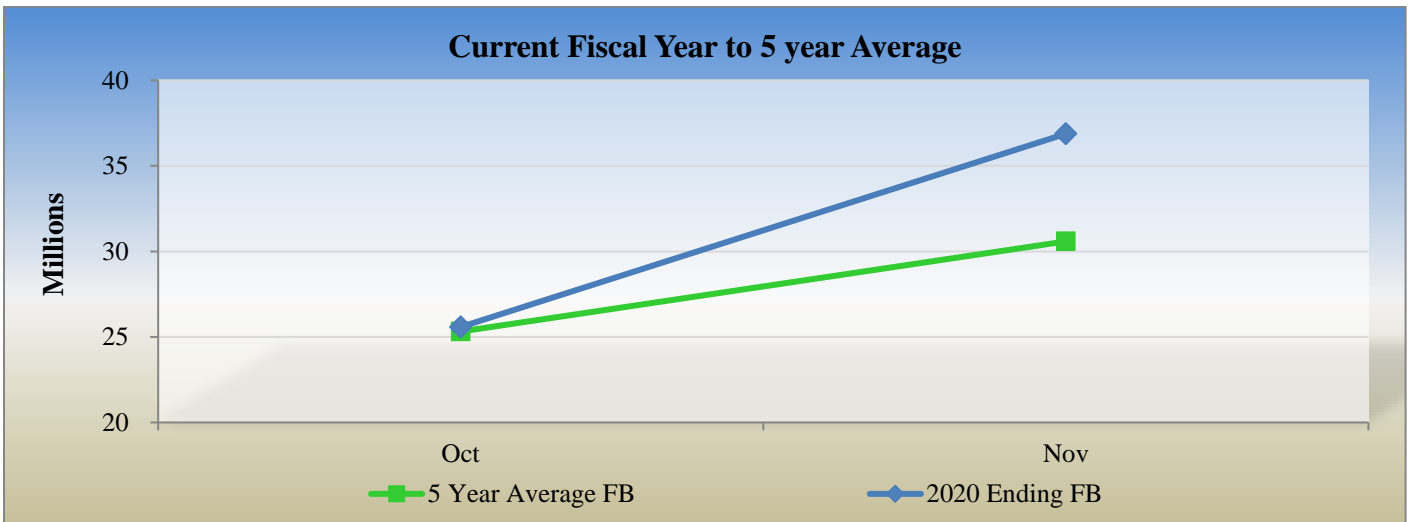
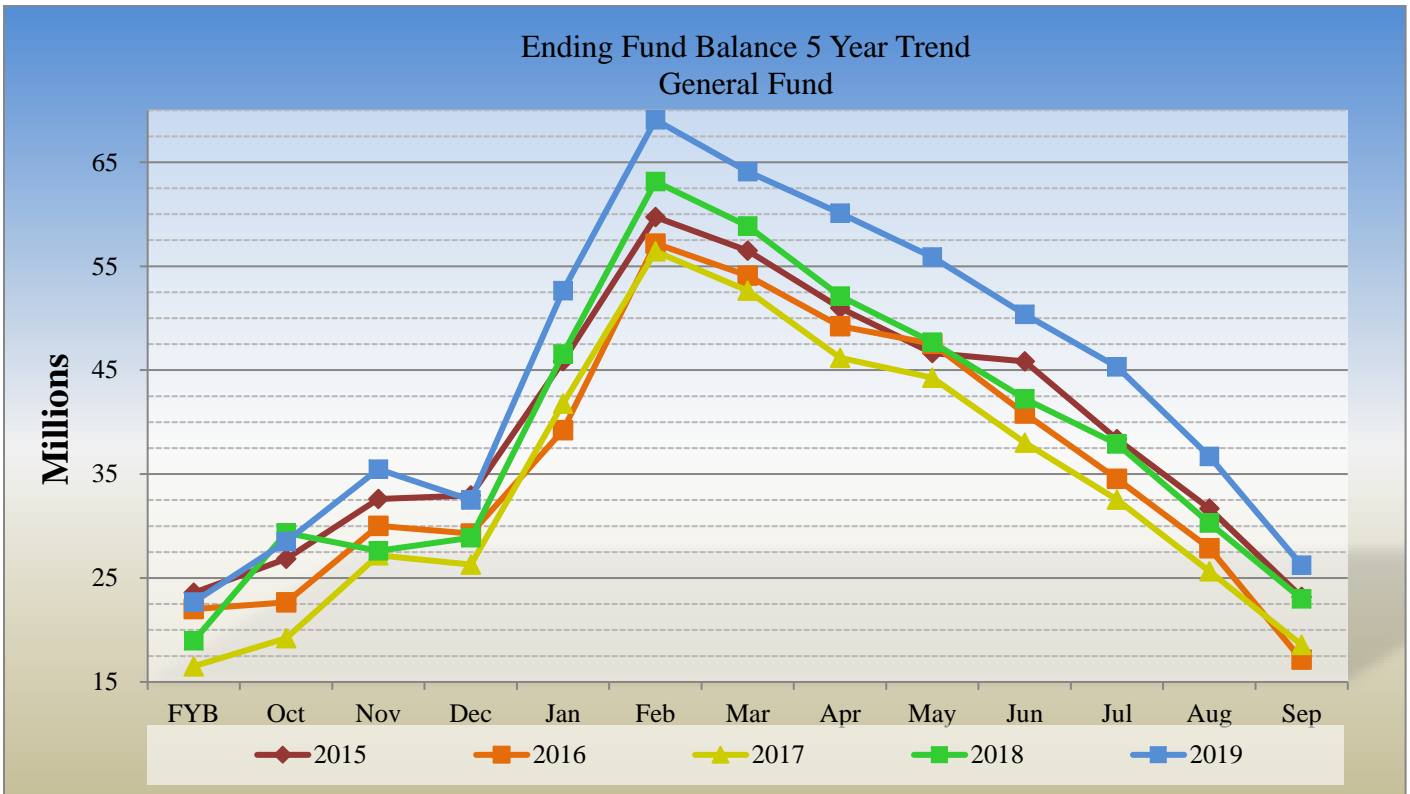
Nueces County, Texas
Change in Fund Balance-Current YTD
General Fund
November 30, 2020

| Period | Oct | Nov | Dec | Jan | Feb | Mar | Apr | May | Jun | Jul | Aug | Sep |
|---------------|------------|------------|-----|-----|-----|-----|-----|-----|-----|-----|-----|-----|
| Starting FB | 25,001,104 | 25,581,852 | - | - | - | - | - | - | - | - | - | - |
| Revenues | 5,468,404 | 18,107,710 | - | - | - | - | - | - | - | - | - | - |
| Transfers In | - | - | - | - | - | - | - | - | - | - | - | - |
| Expenditures | 4,887,655 | 6,378,442 | - | - | - | - | - | - | - | - | - | - |
| Transfers Out | - | 436,184 | - | - | - | - | - | - | - | - | - | - |
| Ending FB | 25,581,852 | 36,874,937 | - | - | - | - | - | - | - | - | - | - |



Nueces County, Texas
Change in Fund Balance-Current and Previous 5 Years
General Fund
November 30, 2020

| | FYB | Oct | Nov | Dec | Jan | Feb | Mar | Apr | May | Jun | Jul | Aug | Sep |
|----------|------------|------------|------------|------------|------------|------------|------------|------------|------------|------------|------------|------------|------------|
| 2015 | 23,568,037 | 26,861,076 | 32,617,439 | 32,957,783 | 45,859,173 | 59,732,182 | 56,483,428 | 50,991,065 | 46,636,845 | 45,837,945 | 38,359,551 | 31,667,158 | 23,169,829 |
| 2016 | 22,001,636 | 22,659,474 | 30,025,766 | 29,292,095 | 39,212,436 | 57,182,792 | 54,102,927 | 49,221,227 | 47,547,507 | 40,833,237 | 34,545,662 | 27,854,832 | 17,133,823 |
| 2017 | 16,510,888 | 19,198,906 | 27,189,044 | 26,289,659 | 41,789,918 | 56,420,653 | 52,657,629 | 46,173,914 | 44,263,819 | 38,018,358 | 32,545,253 | 25,642,328 | 18,557,471 |
| 2018 | 18,974,819 | 29,342,596 | 27,604,311 | 28,869,540 | 46,560,221 | 63,136,831 | 58,870,981 | 52,115,041 | 47,682,392 | 42,235,360 | 37,885,006 | 30,281,567 | 23,009,214 |
| 2019 | 22,694,609 | 28,523,843 | 35,479,149 | 32,516,189 | 52,659,707 | 69,083,983 | 64,109,056 | 60,099,617 | 55,866,436 | 50,381,079 | 45,306,127 | 36,711,949 | 26,220,838 |
| 2020 | 25,001,104 | 25,581,852 | 36,874,937 | | | | | | | | | | |
| 5-Yr Avg | 21,458,516 | 25,361,291 | 31,631,774 | 29,985,053 | 45,216,291 | 61,111,288 | 57,244,804 | 51,720,173 | 48,399,400 | 43,461,196 | 37,728,320 | 30,431,567 | 21,618,235 |



Nueces County, Texas
Statement of Net Position
Internal Service Fund
November 30, 2020

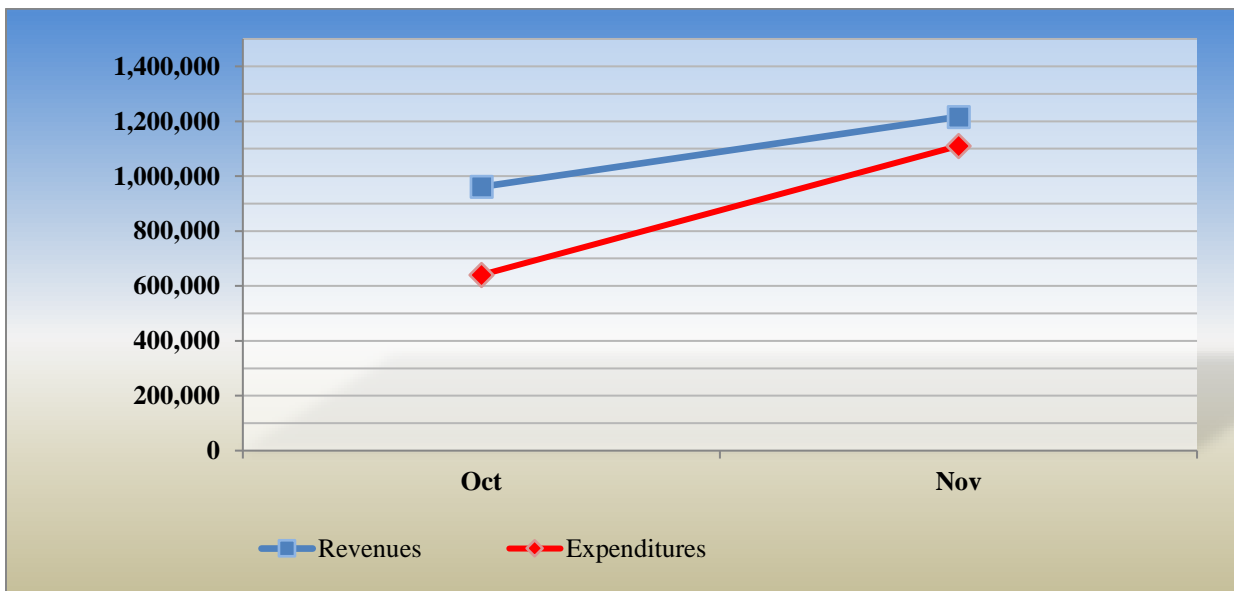
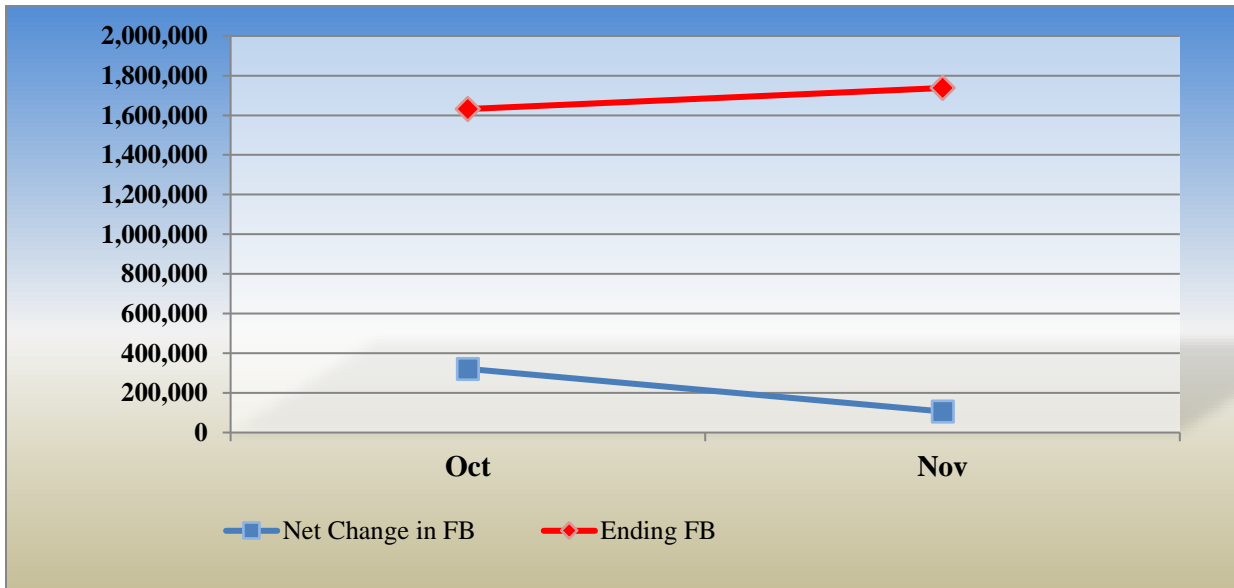
| | <u>Workers Compensation</u> | <u>General Liability</u> | <u>Group Health</u> | <u>Total Internal Service Fund</u> |
|--|---------------------------------|------------------------------|-------------------------|--|
| Assets | | | | |
| Cash & Cash Equivalents | \$ 344,423 | \$ 1,217,602 | \$ 4,571,931 | \$ 6,133,955 |
| Investments | - | 490,798 | - | 490,798 |
| Accounts Receivable | - | - | 1,853 | 1,853 |
| Due From Other Funds | - | 68,140 | - | 68,140 |
| Total Assets | <u>\$ 344,423</u> | <u>\$ 1,776,539</u> | <u>\$ 4,573,784</u> | <u>\$ 6,694,746</u> |
| Liabilities and Net Position | | | | |
| Liabilities | | | | |
| Accounts Payable | \$ - | \$ - | \$ 964,419 | \$ 964,419 |
| Due To Other Funds | - | - | 2,700,000 | 2,700,000 |
| Estimated Claims | - | 1,292,665 | - | 1,292,665 |
| Total Liabilities | <u>\$ -</u> | <u>\$ 1,292,665</u> | <u>\$ 3,664,419</u> | <u>\$ 4,957,084</u> |
| Net Position | | | | |
| Unassigned | <u>344,423</u> | <u>483,874</u> | <u>909,365</u> | <u>1,737,662</u> |
| Total Net Position | <u>344,423</u> | <u>483,874</u> | <u>909,365</u> | <u>1,737,662</u> |
| Total Liabilities and Fund Balances | <u>\$ 344,423</u> | <u>\$ 1,776,539</u> | <u>\$ 4,573,784</u> | <u>\$ 6,694,746</u> |

Nueces County, Texas
Statement of Revenue, Expenditures and Changes in Net Position
Internal Service Fund
November 30, 2020

| | <u>Workers Compensation</u> | <u>General Liability</u> | <u>Group Health</u> | <u>Total Internal Service Fund</u> |
|--------------------------------------|---------------------------------|------------------------------|--------------------------|--|
| Revenues | | | | |
| Charges for Services | \$ - | \$ 372,774 | \$ 2,050,426 | \$ 2,423,200 |
| Interest & Investment Income | 31 | 165 | 399 | 596 |
| Refunds & Reimbursements | - | - | (3,115) | (3,115) |
| Other Income | - | - | (243,195) | (243,195) |
| Total Revenues | <u>\$ 31</u> | <u>\$ 372,939</u> | <u>\$ 1,804,515</u> | <u>\$ 2,177,486</u> |
| Expenditures | | | | |
| Office Expense & Supplies | \$ - | \$ 428 | \$ - | \$ 428 |
| Professional Services | - | - | 1,466,330 | 1,466,330 |
| Other Services & Charges | - | 5,194 | 126,664 | 131,858 |
| Insurance Admin Costs | - | - | 151,924 | 151,924 |
| Total Expenditures | <u>\$ -</u> | <u>\$ 5,622</u> | <u>\$ 1,744,918</u> | <u>\$ 1,750,540</u> |
| Change in Net Position | \$ 31 | \$ 367,318 | \$ 59,597 | \$ 426,946 |
| Net Position Beginning 10/01/2020 | <u>344,391</u> | <u>116,556</u> | <u>849,769</u> | <u>1,310,716</u> |
| Net Position Ending 11/30/2020 | <u><u>\$ 344,423</u></u> | <u><u>\$ 483,874</u></u> | <u><u>\$ 909,365</u></u> | <u><u>\$ 1,737,662</u></u> |

Nueces County, Texas
Change in Fund Balance – Current YTD
Internal Service Fund
November 30, 2020

| Period | Oct | Nov |
|---------------|-----------|-----------|
| Starting FB | 1,310,716 | 1,631,577 |
| Revenues | 961,175 | 1,216,311 |
| Transfers In | - | - |
| Expenditures | 640,315 | 1,110,225 |
| Transfers Out | - | - |
| Ending FB | 1,631,577 | 1,737,662 |



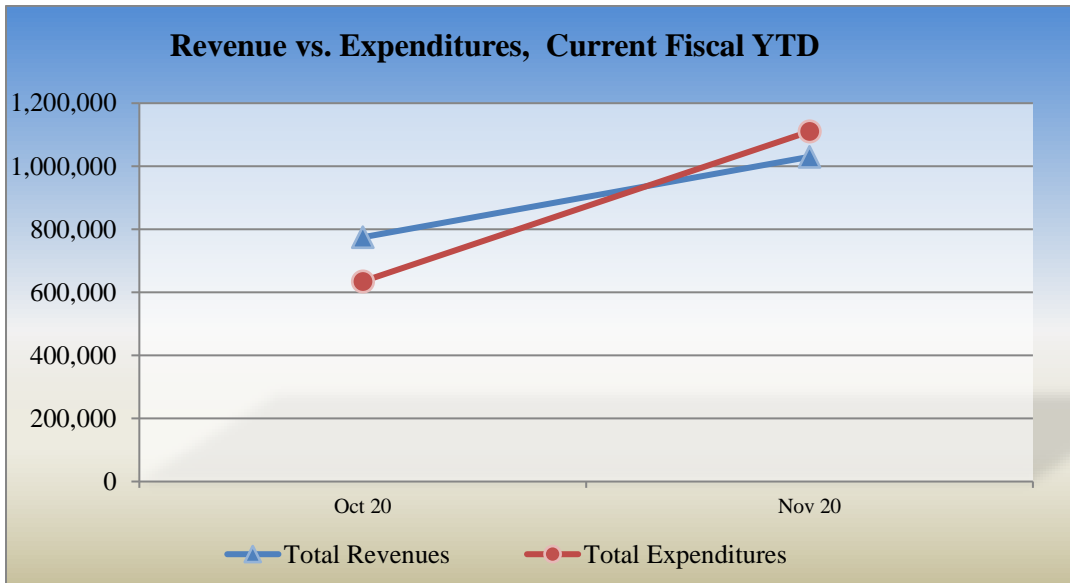
Nueces County, Texas
Comparison of Current Year to Prior Year Revenues
November 2020 vs. November 2019
Group Health

| | 2020 - 2021 Current Year-to-Date Actual | 2019 - 2020 Prior Year-to-Date Actual | Increase (Decrease) | Current to Prior Year Percent Change |
|------------------------------|--|--|------------------------|---|
| Charges for Services | \$ 2,050,426 | \$ 2,006,885 | \$ 43,541 | 2% |
| Interest & Investment Income | 399 | 9,865 | (9,466) | -96% |
| Other Income | (243,195) | (108,018) | (135,177) | 125% |
| Refunds & Reimbursements | (3,115) | - | (3,115) | 0% |
| Total Revenues | <u>\$ 1,804,515</u> | <u>\$ 1,908,733</u> | <u>\$ (104,218)</u> | -5% |

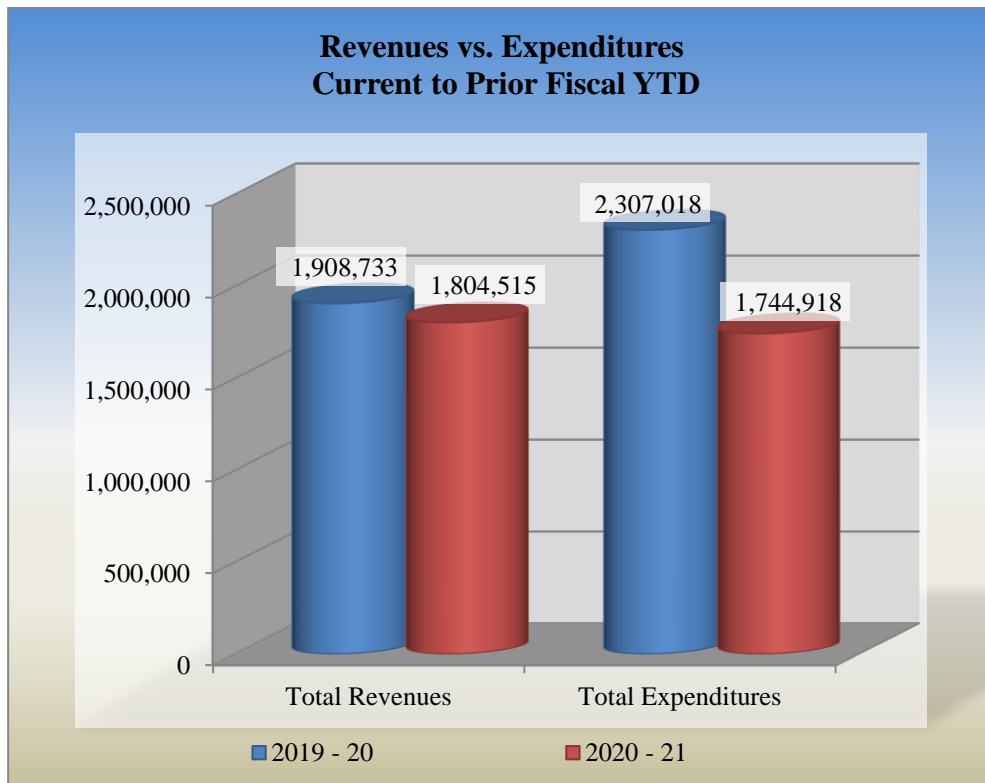
Nueces County, Texas
Comparison of Current Year to Prior Year Expenses
November 2020 vs. November 2019
Group Health

| | 2020 - 2021 Current Year-to-Date Actual | 2019 - 2020 Prior Year-to-Date Actual | Increase (Decrease) | Current to Prior Year Percent Change |
|----------------------------|--|--|------------------------|---|
| Food & Kitchen Expense | \$ - | \$ 4,155 | \$ (4,155) | -100% |
| Insurance Fund Costs | 151,924 | 120,774 | 31,150 | 26% |
| Other Services and Charges | 126,664 | 97,983 | 28,681 | 29% |
| Professional Services | 1,466,330 | 2,084,106 | (617,776) | -30% |
| Total Expenses | <u>\$ 1,744,918</u> | <u>\$ 2,307,018</u> | <u>\$ (562,100)</u> | -24% |
| Net Income / (Loss) | <u>\$ 59,597</u> | <u>\$ (398,285)</u> | <u>\$ 457,882</u> | <u>-115%</u> |

**Nueces County, Texas
 Monthly and Year to Prior Year
 Comparison Charts
 Group Health Fund
 2020 - 2021 Individual Month Comparison**



| Fiscal Period | Oct 20 | Nov 20 |
|---------------|---------|-----------|
| Revenues | 774,654 | 1,029,861 |
| Expenditures | 634,693 | 1,110,225 |



BUDGET STATUS
REVENUE
(Unaudited)

Nueces County, Texas
Statement of Revenues Budget to Actual
General Fund
November 30, 2020

| | Original FY 2020/21 Budget | Adjusted FY 2020/21 Budget | Year to Date Activity | Remaining Balance | Percent of Budget Collected |
|------------------------------------|----------------------------------|----------------------------------|--------------------------|----------------------|-----------------------------------|
| Taxes | | | | | |
| Current Property Taxes | \$ 81,743,655 | \$ 81,743,655 | \$ 22,166,443 | \$ 59,577,212 | 27.1% |
| Delinquent Property Taxes | 1,410,000 | 1,410,000 | 34,358 | 1,375,642 | 2.4% |
| Penalties & Interest | 715,000 | 715,000 | 55,813 | 659,187 | 7.8% |
| Other Taxes | 413,000 | 413,000 | - | 413,000 | 0.0% |
| Fees of Office | 3,974,100 | 3,974,100 | 588,473 | 3,385,627 | 14.8% |
| Fines and Forfeitures | 1,310,000 | 1,310,000 | 146,405 | 1,163,595 | 11.2% |
| Licenses and Permits | 170,000 | 170,000 | 12,550 | 157,450 | 7.4% |
| Motor Vehicle Services | 4,180,000 | 4,180,000 | 76,194 | 4,103,806 | 1.8% |
| Intergovernmental Revenue | 5,149,216 | 5,149,216 | 337,658 | 4,811,558 | 6.6% |
| Housing Inmates | 300,000 | 300,000 | 79,969 | 220,031 | 26.7% |
| Charges for Services | 532,870 | 532,870 | 58,134 | 474,736 | 10.9% |
| Investment Income | 961,230 | 961,230 | 5,481 | 955,749 | 0.6% |
| Rental & Commissions | 725,000 | 725,000 | 4,818 | 720,182 | 0.7% |
| Refunds & Reimbursements | 155,000 | 155,000 | 9,441 | 145,559 | 6.1% |
| Sale of Printed Materials | 12,000 | 12,000 | 99 | 11,901 | 0.8% |
| Other Income | 119,500 | 119,500 | 278 | 119,222 | 0.2% |
| Transfers In | 1,635,354 | 1,635,354 | - | 1,635,354 | 0.0% |
| Total General Fund Revenues | \$ 103,505,925 | \$ 103,505,925 | \$ 23,576,114 | \$ 79,929,811 | 22.8% |

Comparison of Current Year to Prior Year Revenues
General Fund
November 2020 vs November 2021

| | 2020-2021 Fiscal Year to Date Actual | 2019-2020 Prior Year to Date Actual | Increase (Decrease) | Current to Prior Year Percentage Change |
|------------------------------------|---|--|------------------------|--|
| Taxes | | | | |
| Current Property Taxes | \$ 22,166,443 | \$ 21,998,403 | \$ 168,040 | 0.8% |
| Delinquent Property Taxes | 34,358 | 202,956 | (168,599) | -83.1% |
| Penalties & Interest | 55,813 | 57,469 | (1,656) | -2.9% |
| Fees of Office | 588,473 | 661,230 | (72,757) | -11.0% |
| Fines and Forfeitures | 146,405 | 216,730 | (70,324) | -32.4% |
| Licenses and Permits | 12,550 | 10,736 | 1,814 | 16.9% |
| Motor Vehicle Services | 76,194 | 119,941 | (43,747) | -36.5% |
| Intergovernmental Revenue | 337,658 | 430,711 | (93,052) | -21.6% |
| Housing Inmates | 79,969 | 86,993 | (7,024) | -8.1% |
| Charges for Services | 58,134 | 167,040 | (108,906) | -65.2% |
| Investment Income | 5,481 | 117,646 | (112,165) | -95.3% |
| Rental & Commissions | 4,818 | 5,862 | (1,044) | -17.8% |
| Refunds & Reimbursements | 9,441 | 18,660 | (9,220) | -49.4% |
| Sale of Printed Materials | 99 | 186 | (87) | -46.6% |
| Other Income | 278 | 7,374 | (7,097) | -96.2% |
| Total General Fund Revenues | \$ 23,576,114 | \$ 24,101,937 | \$ (525,823) | -2.2% |

Nueces County, Texas
Statement of Revenues Budget to Actual
Road and Bridge Fund
November 30, 2020

| Road & Bridge | Original FY 2020 / 21 Budget | Adjusted FY 2020 / 21 Budget | Year to Date Activity | Remaining Balance | Percent of Budget Collected |
|--|------------------------------------|------------------------------------|-----------------------------|----------------------|-----------------------------------|
| Taxes | | | | | |
| Current Property Taxes | \$ 1,175,004 | \$ 1,175,004 | \$ 315,732 | \$ 859,272 | 26.9% |
| Delinquent Property Taxes | 33,000 | 33,000 | 298 | 32,702 | 0.9% |
| Penalties & Interest | 11,000 | 11,000 | 706 | 10,294 | 6.4% |
| Other Taxes | 600 | 600 | - | 600 | 0.0% |
| Licenses and Permits | 7,000 | 7,000 | - | 7,000 | 0.0% |
| Motor Vehicle Services | 3,260,000 | 3,260,000 | 216,490 | 3,043,510 | 6.6% |
| Intergovernmental Revenue | 180,000 | 180,000 | 95,677 | 84,323 | 53.2% |
| Investment Income | 28,500 | 28,500 | 61 | 28,439 | 0.2% |
| Refunds & Reimbursements | 2,500 | 2,500 | 251 | 2,249 | 10.0% |
| Transfers In | 2,620,000 | 2,620,000 | 2,162 | 2,617,838 | 0.1% |
| Subtotal Road & Bridge Revenues | \$ 7,317,604 | \$ 7,317,604 | \$ 631,377 | \$ 6,686,227 | 8.6% |
| Engineering | | | | | |
| Transfers In | \$ 584,140 | \$ 584,140 | \$ - | \$ 584,140 | 0.0% |
| Subtotal Engineering | \$ 584,140 | \$ 584,140 | \$ - | \$ 584,140 | 0.0% |
| Road Right of Way | | | | | |
| Subtotal Road Right of Way | \$ - | \$ - | \$ - | \$ - | |
| Total Road & Bridge Revenues | \$ 7,901,744 | \$ 7,901,744 | \$ 631,377 | \$ 7,270,367 | 8.0% |

Comparison of Current Year to Prior Year Revenues
Road and Bridge Fund
November 2020 vs November 2021

| Road & Bridge | 2020 - 21 Fiscal Year to Date Actual | 2019 - 20 Prior Year to Date Actual | Increase (Decrease) | Current to Prior Year Percentage Change |
|---|---|--|------------------------|--|
| Taxes | | | | |
| Current Property Taxes | \$ 315,732 | \$ 320,344 | \$ (4,613) | -1.4% |
| Delinquent Property Taxes | 298 | 3,062 | (2,765) | -90.3% |
| Penalties & Interest | 706 | 1,137 | (431) | -37.9% |
| Motor Vehicle Services | 216,490 | 314,770 | (98,280) | -31.2% |
| Intergovernmental Revenue | 95,677 | 111,332 | (15,654) | -14.1% |
| Investment Income | 61 | 6,678 | (6,617) | -99.1% |
| Refunds & Reimbursements | 251 | - | 251 | 0.0% |
| Transfers In | 2,162 | 458 | 1,704 | 372.0% |
| Total Road & Bridge Revenues | \$ 631,377 | \$ 757,782 | \$ (126,405) | -16.7% |

Nueces County, Texas
Statement of Revenues Budget to Actual
Inland and Coastal Parks
November 30, 2020

| | Original FY 2020 / 21 Budget | Adjusted FY 2020 / 21 Budget | Year to Date Activity | Remaining Balance | Percent of Budget Collected |
|--------------------------------------|------------------------------------|------------------------------------|---------------------------------|-----------------------------------|-----------------------------------|
| <u>Inland Parks</u> | | | | | |
| Investment Income | \$ 8,000 | \$ 8,000 | \$ 4 | \$ 7,996 | 0.0% |
| Operating Transfers-In | <u>1,765,000</u> | <u>1,765,000</u> | <u>435,000</u> | <u>1,330,000</u> | 24.6% |
| Total - Inland Parks | \$ <u>1,773,000</u> | \$ <u>1,773,000</u> | \$ <u>435,004</u> | \$ <u>1,337,996</u> | 24.5% |
| <u>Coastal Parks</u> | | | | | |
| Intergovernmental Revenues | \$ 110,000 | \$ 110,000 | \$ - | \$ 110,000 | 0.0% |
| Investment Income | 9,000 | 9,000 | 186 | 8,814 | 2.1% |
| Rentals & Commissions | 730,000 | 730,000 | 44,744 | 685,256 | 6.1% |
| Padre Balli Park | - | - | 55,084 | (55,084) | 0.0% |
| I.B. Magee Park | 35,000 | 35,000 | 62,892 | (27,892) | 179.7% |
| Refunds & Reimbursements | 500 | 500 | 468 | 32 | 93.6% |
| Padre Balli-Commodity Sales | 6,250 | 6,250 | 7 | 6,243 | 0.1% |
| Other Income | 500 | 500 | 30 | 470 | 6.0% |
| Operating Transfers-In | <u>1,565,000</u> | <u>1,565,000</u> | <u>-</u> | <u>1,565,000</u> | 0.0% |
| Subtotal - Coastal Parks | \$ <u>2,751,250</u> | \$ <u>2,751,250</u> | \$ <u>163,414</u> | \$ <u>2,587,836</u> | 5.9% |
| <u>Beach Improvements</u> | | | | | |
| Rentals & Commissions | \$ 135,000 | \$ 135,000 | \$ - | \$ 135,000 | 0.0% |
| I.B. McGee Park | - | - | 16,545 | (16,545) | 0.0% |
| Subtotal - Beach Improvements | \$ <u>135,000</u> | \$ <u>135,000</u> | \$ <u>16,545</u> | \$ <u>118,455</u> | 12.3% |
| <u>Pier Fund</u> | | | | | |
| Rentals & Commissions | \$ 10,000 | \$ 10,000 | \$ - | \$ 10,000 | 0.0% |
| Padre Balli Park | 153,342 | 153,342 | - | 153,342 | 0.0% |
| Refunds & Reimbursements | 4,500 | 4,500 | - | 4,500 | 0.0% |
| Padre Balli - Commodity Sales | <u>23,500</u> | <u>23,500</u> | <u>(3)</u> | <u>23,503</u> | 0.0% |
| Subtotal - Pier Fund | \$ <u>191,342</u> | \$ <u>191,342</u> | \$ <u>(3)</u> | \$ <u>191,345</u> | 0.0% |
| Total Coastal Parks | \$ <u><u>3,077,592</u></u> | \$ <u><u>3,077,592</u></u> | \$ <u><u>179,955</u></u> | \$ <u><u>2,897,637</u></u> | 6% |

Nueces County, Texas
Comparison of Current Year to Prior Year Revenues
Inland and Coastal Parks
November 2020 vs November 2021

| | 2020 - 21 Fiscal Year to Date <u>Actual</u> | 2019 - 20 Prior Year to Date <u>Actual</u> | Increase (Decrease) | Current to Prior Year Percentage Change |
|--------------------------------------|--|---|---------------------------|--|
| <u>Inland Parks</u> | | | | |
| Investment Income | \$ 4 | \$ 1,182 | \$ (1,178) | -100% |
| Operating Transfers-In | <u>435,000</u> | <u>-</u> | <u>435,000</u> | 0% |
| Total - Inland Parks | <u>\$ 435,004</u> | <u>\$ 1,182</u> | <u>\$ 433,822</u> | 36718% |
| <u>Coastal Parks</u> | | | | |
| Investment Income | \$ 186 | \$ 4,207 | \$ (4,020) | -96% |
| Rentals & Commissions | 44,744 | 19,900 | 24,844 | 125% |
| Padre Balli Park | 55,084 | 52,247 | 2,837 | 5% |
| I.B. Magee Park | 62,892 | (200) | 63,092 | 0% |
| Refunds & Reimbursements | 468 | - | 468 | 0% |
| Padre Balli-Commodity Sales | <u>7</u> | <u>86</u> | <u>(79)</u> | -92% |
| Subtotal - Coastal Parks | <u>\$ 163,414</u> | <u>\$ 76,201</u> | <u>\$ 87,214</u> | 114% |
| <u>Beach Improvements</u> | | | | |
| Padre Balli Park | \$ - | \$ 24,000 | \$ (24,000) | -100% |
| I.B. McGee Park | <u>16,545</u> | <u>9,807</u> | <u>6,737</u> | 69% |
| Subtotal - Beach Improvements | <u>\$ 16,545</u> | <u>\$ 33,807</u> | <u>\$ (17,263)</u> | -51% |
| <u>Pier Fund</u> | | | | |
| Rentals & Commissions | \$ - | \$ 1,023 | \$ (1,023) | -100% |
| Padre Balli Park | - | 41,203 | (41,203) | -100% |
| Padre Balli - Commodity Sales | (3) | 2,281 | (2,285) | -100% |
| Other Income | <u>-</u> | <u>40</u> | <u>(40)</u> | -100% |
| Subtotal - Pier Fund | <u>\$ (3)</u> | <u>\$ 44,547</u> | <u>\$ (44,550)</u> | -100% |
| Total Coastal Parks | <u>\$ 179,955</u> | <u>\$ 154,555</u> | <u>\$ 25,401</u> | 16% |

Nueces County, Texas
Statement of Revenues Budget to Actual
Airport Fund
November 30, 2020

| | Original FY 2020 / 21 Budget | Adjusted FY 2020 / 21 Budget | Year to Date Activity | Remaining Balance | Percent of Budget Collected |
|------------------------------|------------------------------------|------------------------------------|--------------------------|----------------------|-----------------------------------|
| 4610 Investment Income | \$ 2,700 | \$ 2,700 | \$ 20 | \$ 2,680 | 1% |
| 4711 Rent Hangar 1 | 2,160 | 2,160 | 540 | 1,620 | 25% |
| 4712 Rent Hangar 2 | 2,160 | 2,160 | 540 | 1,620 | 25% |
| 4713 Rent Hangar 3 | 2,160 | 2,160 | 360 | 1,800 | 17% |
| 4714 Rent Hangar 4 | 2,160 | 2,160 | 540 | 1,620 | 25% |
| 4715 Rent Hangar 5 | 2,160 | 2,160 | 720 | 1,440 | 33% |
| 4716 Rent Hangar 6 | 2,160 | 2,160 | 540 | 1,620 | 25% |
| 4717 Rent Hangar 7 | 2,160 | 2,160 | 360 | 1,800 | 17% |
| 4718 Rent Hangar 8 | 2,160 | 2,160 | 540 | 1,620 | 25% |
| 4719 Rent Hangar 9 | 2,160 | 2,160 | 540 | 1,620 | 25% |
| 4720 Rent Hangar 10 | 2,160 | 2,160 | 540 | 1,620 | 25% |
| 4700 Rent Hangar 11 | 3,000 | 3,000 | 500 | 2,500 | 17% |
| 4701 Rent Hangar 12 | 3,000 | 3,000 | 750 | 2,250 | 25% |
| 4704 Rent Hangar 13 | 3,000 | 3,000 | 3,000 | - | 100% |
| 4723 Rent Hangar 14 | 3,000 | 3,000 | 500 | 2,500 | 17% |
| 4724 Rent Hangar 15 | 3,000 | 3,000 | 500 | 2,500 | 17% |
| 4731 Rent Hangar 16 | 3,000 | 3,000 | 500 | 2,500 | 17% |
| 4732 Rent Hangar 17 | 3,000 | 3,000 | 500 | 2,500 | 17% |
| 4733 Rent Hangar 18 | 3,000 | 3,000 | 750 | 2,250 | 25% |
| 4734 Rent Hangar 19 | 3,000 | 3,000 | 500 | 2,500 | 17% |
| 4735 Rent Hangar 20 | 3,000 | 3,000 | 3,000 | - | 100% |
| 4726 Rent Hangar Space H2 | - | - | 1,810 | (1,810) | 0% |
| 4726 Rent Hangar M1 (vacant) | 1,440 | 1,440 | - | 1,440 | 0% |
| 4727 Rent Hangar M2 (vacant) | 1,440 | 1,440 | - | 1,440 | 0% |
| 4728 Rent Hangar Space M3 | 13,212 | 13,212 | 2,202 | 11,010 | 17% |
| 4729 Rent Hangar Space M4 | 1,440 | 1,440 | 240 | 1,200 | 17% |
| 4730 Rent Hangar Space M5 | 1,440 | 1,440 | 360 | 1,080 | 25% |
| 4065 Rentals and | 15,528 | 15,528 | - | 15,528 | 0% |
| 4736 Rent - Williams Hangar | 9,900 | 9,900 | 2,475 | 7,425 | 25% |
| 4709 Farmland Rent | 13,950 | 13,950 | 9,835 | 4,115 | 71% |
| 4710 Private Hangars (3) | 3,167 | 3,167 | - | 3,167 | 0% |
| Other Service charges | 300 | 300 | - | 300 | 0% |
| Commodity Sales | 7,410 | 7,410 | 3,433 | 3,977 | 46% |
| Transfers In | 76,080 | 76,080 | 4,020 | 72,060 | 5% |
| Total Airport | \$ 199,607 | \$ 199,607 | \$ 40,115 | \$ 159,492 | 20% |

Commodity Sales Detail

| | |
|--|-----------------|
| 4815 Aviation Fuel Sales - Cash | \$ - |
| 4739 Aviation Fuel Sales - Credit Card | 15,636 |
| 4816 Cost of Sales | (11,489) |
| 4831 Credit Card Sales Charges | (713) |
| Total Commodity Sales | \$ 3,433 |

BUDGET STATUS
EXPENDITURES
(Unaudited)

Nueces County, Texas
Statement of Expenditures Budget to Actual
General Fund
November 30, 2020

| | Original FY 2020 / 21 Budget | Adjusted FY 2020 / 21 Budget | Year to Date Activity | Available Balance | Percent of Budget Available |
|--|------------------------------------|------------------------------------|--------------------------|----------------------|-----------------------------------|
| 1010 County Commissioner Prec 1 | | | | | |
| Salaries | \$ 121,531 | \$ 121,531 | \$ 18,381 | \$ 103,150 | 84.9% |
| Employee Benefits | 35,100 | 35,100 | 5,871 | 29,229 | 83.3% |
| Other Personnel Expense | 9,540 | 9,540 | 1,558 | 7,982 | 83.7% |
| Office Expense & Supplies | 1,700 | 1,700 | - | 1,700 | 100.0% |
| Telephone & Utilities | 1,142 | 1,142 | 226 | 916 | 80.2% |
| Maintenance & Repair | 150 | 150 | - | 150 | 100.0% |
| Professional Services | 2,700 | 2,700 | - | 2,700 | 100.0% |
| Other Services & Charges | 150 | 150 | - | 150 | 100.0% |
| Travel | 1,121 | 1,121 | - | 1,121 | 100.0% |
| Total | <u>\$ 173,134</u> | <u>\$ 173,134</u> | <u>\$ 26,035</u> | <u>\$ 147,099</u> | 85.0% |
| 1020 County Commissioner Prec 2 | | | | | |
| Salaries | \$ 133,072 | \$ 133,072 | \$ 19,964 | \$ 113,108 | 85.0% |
| Other Salary & Supplements | 1,200 | 1,200 | 185 | 1,015 | 84.6% |
| Employee Benefits | 37,870 | 37,870 | 6,249 | 31,621 | 83.5% |
| Other Personnel Expense | 9,540 | 9,540 | 1,558 | 7,982 | 83.7% |
| Office Expense & Supplies | 2,700 | 2,700 | 19 | 2,681 | 99.3% |
| Telephone & Utilities | 1,390 | 1,390 | 338 | 1,052 | 75.7% |
| Professional Services | 1,200 | 1,200 | 40 | 1,160 | 96.7% |
| Travel | 2,768 | 2,768 | - | 2,768 | 100.0% |
| Total | <u>\$ 189,740</u> | <u>\$ 189,740</u> | <u>\$ 28,353</u> | <u>\$ 161,387</u> | 85.1% |
| 1030 County Commissioner Prec 3 | | | | | |
| Salaries | \$ 128,989 | \$ 128,989 | \$ 19,384 | \$ 109,605 | 85.0% |
| Other Salary & Supplements | 1,800 | 1,800 | 277 | 1,523 | 84.6% |
| Employee Benefits | 49,169 | 49,169 | 9,369 | 39,800 | 80.9% |
| Other Personnel Expense | 9,540 | 9,540 | 1,558 | 7,982 | 83.7% |
| Office Expense & Supplies | 2,200 | 2,200 | 88 | 2,112 | 96.0% |
| Telephone & Utilities | 970 | 970 | 226 | 744 | 76.7% |
| Maintenance & Repair | 300 | 300 | - | 300 | 100.0% |
| Professional Services | 1,400 | 1,400 | - | 1,400 | 100.0% |
| Other Services & Charges | 300 | 300 | - | 300 | 100.0% |
| Travel | 3,100 | 3,100 | - | 3,100 | 100.0% |
| Total | <u>\$ 197,768</u> | <u>\$ 197,768</u> | <u>\$ 30,901</u> | <u>\$ 166,867</u> | 84.4% |

| | Original FY 2020 / 21 Budget | Adjusted FY 2020 / 21 Budget | Year to Date Activity | Available Balance | Percent of Budget Available |
|--|------------------------------------|------------------------------------|--------------------------|----------------------|-----------------------------------|
| 1040 County Commissioner Prec 4 | | | | | |
| Salaries | \$ 123,498 | \$ 123,498 | \$ 12,298 | \$ 111,200 | 90.0% |
| Employee Benefits | 27,723 | 27,723 | 2,850 | 24,873 | 89.7% |
| Other Personnel Expense | 9,540 | 9,540 | 1,170 | 8,370 | 87.7% |
| Office Expense & Supplies | 1,218 | 1,218 | 5 | 1,213 | 99.6% |
| Telephone & Utilities | 970 | 970 | 113 | 857 | 88.4% |
| Maintenance & Repair | 150 | 150 | - | 150 | 100.0% |
| Professional Services | 700 | 700 | - | 700 | 100.0% |
| Travel | 2,850 | 2,850 | - | 2,850 | 100.0% |
| Total | \$ 166,649 | \$ 166,649 | \$ 16,437 | \$ 150,212 | 90.1% |
| 1120 County Judge | | | | | |
| Salaries | \$ 231,128 | \$ 231,128 | \$ 32,508 | \$ 198,620 | 85.9% |
| Other Salary & Supplements | 15,000 | 15,000 | 2,500 | 12,500 | 83.3% |
| Employee Benefits | 65,982 | 65,982 | 10,864 | 55,118 | 83.5% |
| Other Personnel Expense | 9,540 | 9,540 | 1,558 | 7,982 | 83.7% |
| Office Expense & Supplies | 2,675 | 2,675 | 631 | 2,045 | 76.4% |
| Telephone & Utilities | 5,732 | 5,732 | 1,579 | 4,153 | 72.4% |
| Maintenance & Repair | 177 | 177 | - | 177 | 100.0% |
| Professional Services | 1,500 | 1,500 | - | 1,500 | 100.0% |
| Other Services & Charges | 500 | 500 | - | 500 | 100.0% |
| Travel | 3,850 | 3,850 | - | 3,850 | 100.0% |
| Total | \$ 336,084 | \$ 336,084 | \$ 49,640 | \$ 286,444 | 85.2% |
| 1121 CCMGT Support | | | | | |
| Salaries | \$ 420,036 | \$ 420,036 | \$ 33,787 | \$ 386,249 | 92.0% |
| Other Salary & Supplements | 4,200 | 4,200 | 5,367 | (1,167) | -27.8% |
| Employee Benefits | 131,888 | 131,888 | 13,262 | 118,626 | 89.9% |
| Other Personnel Expense | 2,160 | 2,160 | 332 | 1,828 | 84.6% |
| Office Expense & Supplies | 2,200 | 2,200 | 317 | 1,883 | 85.6% |
| Telephone & Utilities | 1,720 | 1,720 | 451 | 1,269 | 73.8% |
| Professional Services | 2,017 | 2,017 | - | 2,017 | 100.0% |
| Other Services & Charges | 400 | 400 | - | 400 | 100.0% |
| Other Expenses | 6,803 | 6,803 | 1,111 | 5,692 | 83.7% |
| Travel | 2,997 | 2,997 | - | 2,997 | 100.0% |
| Total | \$ 574,421 | \$ 574,421 | \$ 54,775 | \$ 519,646 | 90.5% |

| | Original FY 2020 / 21 Budget | Adjusted FY 2020 / 21 Budget | Year to Date Activity | Available Balance | Percent of Budget Available |
|-----------------------------------|------------------------------------|------------------------------------|--------------------------|----------------------|-----------------------------------|
| 1122 Grants Administration | | | | | |
| Salaries | \$ 138,258 | \$ 138,258 | \$ 17,125 | \$ 121,133 | 87.6% |
| Other Salary & Supplements | 1,200 | 1,200 | 185 | 1,015 | 84.6% |
| Employee Benefits | 58,379 | 58,379 | 9,701 | 48,678 | 83.4% |
| Other Personnel Expense | 6,480 | 6,480 | 997 | 5,483 | 84.6% |
| Office Expense & Supplies | 3,055 | 4,055 | 810 | 3,245 | 80.0% |
| Telephone & Utilities | 2,140 | 2,140 | 451 | 1,689 | 78.9% |
| Maintenance & Repair | 220 | 220 | - | 220 | 100.0% |
| Professional Services | 3,471 | 3,471 | 77 | 3,394 | 97.8% |
| Other Services & Charges | 2,264 | 2,264 | 1,009 | 1,255 | 55.4% |
| Other Expenses | 2,508 | 2,508 | 422 | 2,086 | 83.2% |
| Travel | 3,700 | 2,700 | - | 2,700 | 100.0% |
| Total | \$ 221,675 | \$ 221,675 | \$ 30,777 | \$ 190,898 | 86.1% |
| 1125 Risk Management | | | | | |
| Salaries | \$ 124,696 | \$ 124,696 | \$ 15,311 | \$ 109,385 | 87.7% |
| Other Salary & Supplements | 1,440 | 1,440 | 222 | 1,218 | 84.6% |
| Employee Benefits | 35,855 | 35,855 | 5,198 | 30,657 | 85.5% |
| Other Personnel Expense | 5,760 | 5,760 | 886 | 4,874 | 84.6% |
| Office Expense & Supplies | 10,050 | 10,050 | 98 | 9,952 | 99.0% |
| Telephone & Utilities | 1,800 | 1,800 | 338 | 1,462 | 81.2% |
| Maintenance & Repair | 200 | 200 | - | 200 | 100.0% |
| Professional Services | 31,560 | 31,560 | 4,294 | 27,266 | 86.4% |
| Other Services & Charges | 1,800 | 1,800 | - | 1,800 | 100.0% |
| Other Expenses | 1,628 | 1,628 | 500 | 1,128 | 69.3% |
| Travel | 3,000 | 3,000 | - | 3,000 | 100.0% |
| Total | \$ 217,789 | \$ 217,789 | \$ 26,848 | \$ 190,941 | 87.7% |

| | Original FY 2020 / 21 Budget | Adjusted FY 2020 / 21 Budget | Year to Date Activity | Available Balance | Percent of Budget Available |
|-----------------------------|------------------------------------|------------------------------------|--------------------------|----------------------|-----------------------------------|
| 1130 County Attorney | | | | | |
| Salaries | \$ 1,190,992 | \$ 1,190,992 | \$ 146,967 | \$ 1,044,025 | 87.7% |
| Salaries Overtime | - | - | - | - | 0.0% |
| Other Salary & Supplements | 26,863 | 26,863 | 3,839 | 23,024 | 85.7% |
| Employee Benefits | 431,034 | 431,034 | 65,799 | 365,235 | 84.7% |
| Other Personnel Expense | 26,580 | 26,580 | 3,973 | 22,607 | 85.1% |
| Office Expense & Supplies | 29,500 | 29,500 | (2,481) | 31,981 | 108.4% |
| Telephone & Utilities | 4,112 | 4,112 | 564 | 3,548 | 86.3% |
| Maintenance & Repair | 800 | 800 | - | 800 | 100.0% |
| Professional Services | 25,182 | 25,182 | 293 | 24,889 | 98.8% |
| Other Services & Charges | 9,724 | 9,724 | 904 | 8,820 | 90.7% |
| Other Expenses | 12,939 | 12,939 | 1,762 | 11,177 | 86.4% |
| Travel | 4,600 | 4,600 | - | 4,600 | 100.0% |
| Total | \$ 1,762,326 | \$ 1,762,326 | \$ 221,621 | \$ 1,540,705 | 87.4% |
| 1160 County Clerk | | | | | |
| Salaries | \$ 539,950 | \$ 539,950 | \$ 57,692 | \$ 482,258 | 89.3% |
| Salaries Overtime | 6,000 | 10,929 | 10,652 | 277 | 2.5% |
| Other Salary & Supplements | 5,040 | 1,440 | 222 | 1,218 | 84.6% |
| Employee Benefits | 229,412 | 229,412 | 38,377 | 191,035 | 83.3% |
| Other Personnel Expense | 7,020 | 7,020 | 1,170 | 5,850 | 83.3% |
| Office Expense & Supplies | 22,152 | 22,152 | 4,363 | 17,789 | 80.3% |
| Telephone & Utilities | 2,050 | 2,050 | 226 | 1,824 | 89.0% |
| Maintenance & Repair | 750 | 750 | - | 750 | 100.0% |
| Professional Services | 2,700 | 2,700 | 383 | 2,318 | 85.8% |
| Other Services & Charges | 1,700 | 1,700 | - | 1,700 | 100.0% |
| Other Expenses | 8,886 | 8,886 | 1,417 | 7,469 | 84.0% |
| Travel | 4,000 | 2,671 | - | 2,671 | 100.0% |
| Total | \$ 829,660 | \$ 829,660 | \$ 114,501 | \$ 715,159 | 86.2% |

| | Original FY 2020 / 21 Budget | Adjusted FY 2020 / 21 Budget | Year to Date Activity | Available Balance | Percent of Budget Available |
|--------------------------------------|------------------------------------|------------------------------------|--------------------------|----------------------|-----------------------------------|
| 1170 County Clerk Treasury | | | | | |
| Salaries | \$ 203,590 | \$ 203,590 | \$ 25,036 | \$ 178,554 | 87.7% |
| Salaries Overtime | 6,000 | 6,000 | 3,661 | 2,339 | 39.0% |
| Other Salary & Supplements | 2,160 | 2,160 | 332 | 1,828 | 84.6% |
| Employee Benefits | 92,015 | 92,015 | 16,280 | 75,735 | 82.3% |
| Other Personnel Expense | 1,080 | 1,080 | 166 | 914 | 84.6% |
| Office Expense & Supplies | 25,926 | 25,926 | 1,502 | 24,424 | 94.2% |
| Telephone & Utilities | 600 | 600 | 113 | 487 | 81.2% |
| Maintenance & Repair | 2,750 | 2,750 | 1,741 | 1,009 | 36.7% |
| Professional Services | 1,400 | 1,400 | - | 1,400 | 100.0% |
| Other Services & Charges | 37,430 | 37,430 | 2,255 | 35,175 | 94.0% |
| Other Expenses | 4,148 | 4,148 | 701 | 3,447 | 83.1% |
| Travel | 1,800 | 1,800 | - | 1,800 | 100.0% |
| Total | \$ 378,899 | \$ 378,899 | \$ 51,788 | \$ 327,111 | 86.3% |
| 1180 County Clerk Collections | | | | | |
| Salaries | \$ 199,014 | \$ 199,014 | \$ 20,409 | \$ 178,605 | 89.7% |
| Salaries Overtime | 6,000 | 6,000 | 4,319 | 1,681 | 28.0% |
| Other Salary & Supplements | 1,260 | 1,260 | 194 | 1,066 | 84.6% |
| Employee Benefits | 92,298 | 92,298 | 14,724 | 77,574 | 84.0% |
| Office Expense & Supplies | 10,700 | 10,700 | 546 | 10,154 | 94.9% |
| Maintenance & Repair | 5,000 | 5,000 | 17 | 4,983 | 99.7% |
| Professional Services | 16,464 | 16,464 | - | 16,464 | 100.0% |
| Other Services & Charges | 10,227 | 10,227 | 50 | 10,177 | 99.5% |
| Other Expenses | 4,248 | 4,248 | 701 | 3,547 | 83.5% |
| Travel | 1,000 | 1,000 | - | 1,000 | 100.0% |
| Total | \$ 346,211 | \$ 346,211 | \$ 40,960 | \$ 305,251 | 88.2% |

| | Original FY 2020 / 21 Budget | Adjusted FY 2020 / 21 Budget | Year to Date Activity | Available Balance | Percent of Budget Available |
|--------------------------------------|------------------------------------|------------------------------------|--------------------------|----------------------|-----------------------------------|
| 1190 County Clerk Elections | | | | | |
| Salaries | \$ 186,742 | \$ 186,742 | \$ 15,346 | \$ 171,396 | 91.8% |
| Salaries Overtime | 14,000 | 14,000 | 17,439 | (3,439) | -24.6% |
| Other Salary & Supplements | 5,722 | 5,722 | 129 | 5,593 | 97.7% |
| Employee Benefits | 56,702 | 56,702 | 10,662 | 46,040 | 81.2% |
| Other Personnel Expense | 3,504 | 3,504 | 78 | 3,426 | 97.8% |
| Office Expense & Supplies | 28,603 | 28,603 | 4,867 | 23,736 | 83.0% |
| Food & Kitchen Expenses | 750 | 926 | 840 | 86 | 9.3% |
| Telephone & Utilities | 35,175 | 35,175 | 640 | 34,535 | 98.2% |
| Maintenance & Repair | 25,000 | 25,000 | 3,983 | 21,017 | 84.1% |
| Professional Services | 227,683 | 227,683 | 213 | 227,470 | 99.9% |
| Other Services & Charges | 325,859 | 325,859 | 4,659 | 321,200 | 98.6% |
| Other Expenses | 200 | 200 | 2,145 | (1,945) | -972.7% |
| Travel | 5,000 | 4,824 | - | 4,824 | 100.0% |
| Capital Outlay | 17,500 | 17,500 | - | 17,500 | 100.0% |
| Total | \$ 932,440 | \$ 932,440 | \$ 61,002 | \$ 871,438 | 93.5% |
| 1200 Tax Assessor - Collector | | | | | |
| Salaries | \$ 2,327,213 | \$ 2,327,213 | \$ 276,882 | \$ 2,050,331 | 88.1% |
| Salaries Overtime | 2,500 | 2,500 | 182 | 2,318 | 92.7% |
| Other Salary & Supplements | 56,160 | 56,160 | 10,206 | 45,954 | 81.8% |
| Employee Benefits | 1,062,801 | 1,062,801 | 180,160 | 882,641 | 83.0% |
| Other Personnel Expense | 11,340 | 11,340 | 1,835 | 9,505 | 83.8% |
| Office Expense & Supplies | 157,115 | 157,115 | 27,732 | 129,383 | 82.3% |
| Telephone & Utilities | 1,142 | 1,142 | 113 | 1,029 | 90.1% |
| Maintenance & Repair | 4,500 | 4,500 | - | 4,500 | 100.0% |
| Professional Services | 26,797 | 26,797 | - | 26,797 | 100.0% |
| Other Services & Charges | 18,177 | 18,177 | 14,519 | 3,658 | 20.1% |
| Other Expenses | 21,761 | 21,761 | 2,728 | 19,033 | 87.5% |
| Travel | 21,911 | 21,911 | 1,001 | 20,910 | 95.4% |
| Total | \$ 3,711,417 | \$ 3,711,417 | \$ 515,359 | \$ 3,196,058 | 86.1% |

| | Original FY 2020 / 21 Budget | Adjusted FY 2020 / 21 Budget | Year to Date Activity | Available Balance | Percent of Budget Available |
|------------------------------------|------------------------------------|------------------------------------|--------------------------|----------------------|-----------------------------------|
| 1240 Information Technology | | | | | |
| Salaries | \$ 1,233,690 | \$ 1,212,542 | \$ 135,730 | \$ 1,076,812 | 88.8% |
| Salaries Overtime | 500 | 4,518 | 1,377 | 3,141 | 69.5% |
| Other Salary & Supplements | 10,260 | 10,260 | 699 | 9,561 | 93.2% |
| Employee Benefits | 443,114 | 443,114 | 69,713 | 373,401 | 84.3% |
| Other Personnel Expense | 2,160 | 62,830 | 30,667 | 32,163 | 51.2% |
| Office Expense & Supplies | 18,050 | 18,050 | 1,502 | 16,548 | 91.7% |
| Telephone & Utilities | 581,629 | 581,629 | 40,235 | 541,394 | 93.1% |
| Maintenance & Repair | 402,000 | 275,460 | 53,494 | 221,966 | 80.6% |
| Professional Services | 1,029,405 | 1,112,405 | 68,458 | 1,043,947 | 93.8% |
| Other Services & Charges | 803 | 803 | 305 | 499 | 62.1% |
| Travel | 6,000 | 6,000 | - | 6,000 | 100.0% |
| Total | \$ 3,727,611 | \$ 3,727,611 | \$ 402,179 | \$ 3,325,432 | 89.2% |
| 1245 Human Resources | | | | | |
| Salaries | \$ 321,547 | \$ 321,547 | \$ 39,495 | \$ 282,052 | 87.7% |
| Other Salary & Supplements | 3,780 | 3,780 | 582 | 3,198 | 84.6% |
| Employee Benefits | 110,392 | 110,392 | 17,547 | 92,845 | 84.1% |
| Other Personnel Expense | 2,880 | 2,880 | 443 | 2,437 | 84.6% |
| Office Expense & Supplies | 3,080 | 3,080 | 11 | 3,069 | 99.6% |
| Telephone & Utilities | 1,562 | 1,562 | 338 | 1,224 | 78.3% |
| Professional Services | 48,200 | 48,200 | 49 | 48,151 | 99.9% |
| Other Expenses | 5,144 | 5,144 | 861 | 4,283 | 83.3% |
| Travel | 2,500 | 2,500 | - | 2,500 | 100.0% |
| Total | \$ 499,085 | \$ 499,085 | \$ 60,873 | \$ 438,212 | 87.8% |

| | Original FY 2020 / 21 Budget | Adjusted FY 2020 / 21 Budget | Year to Date Activity | Available Balance | Percent of Budget Available |
|-------------------------------|------------------------------------|------------------------------------|--------------------------|----------------------|-----------------------------------|
| 1250 County Auditor | | | | | |
| Salaries | \$ 1,253,450 | \$ 1,253,450 | \$ 150,908 | \$ 1,102,542 | 88.0% |
| Salaries Overtime | 5,000 | 5,000 | - | 5,000 | 100.0% |
| Other Salary & Supplements | 16,420 | 30,420 | 5,226 | 25,194 | 82.8% |
| Employee Benefits | 512,811 | 512,811 | 89,533 | 423,278 | 82.5% |
| Other Personnel Expense | 2,160 | 2,160 | 332 | 1,828 | 84.6% |
| Office Expense & Supplies | 20,000 | 20,000 | 2,461 | 17,539 | 87.7% |
| Telephone & Utilities | 5,840 | 5,840 | 868 | 4,972 | 85.1% |
| Maintenance & Repair | 750 | 750 | 211 | 540 | 71.9% |
| Professional Services | 444,000 | 430,000 | 117,103 | 312,897 | 72.8% |
| Other Services & Charges | 7,500 | 7,500 | 620 | 6,880 | 91.7% |
| Other Expenses | 16,520 | 16,520 | 2,306 | 14,214 | 86.0% |
| Travel | 15,000 | 15,000 | - | 15,000 | 100.0% |
| Total | \$ 2,299,451 | \$ 2,299,451 | \$ 369,567 | \$ 1,929,884 | 83.9% |
| 1270 County Purchasing | | | | | |
| Salaries | \$ 434,450 | \$ 434,450 | \$ 50,081 | \$ 384,369 | 88.5% |
| Salaries Overtime | 1,000 | 1,000 | 811 | 189 | 18.9% |
| Other Salary & Supplements | 2,280 | 2,280 | 351 | 1,929 | 84.6% |
| Employee Benefits | 186,722 | 186,722 | 30,331 | 156,391 | 83.8% |
| Other Personnel Expense | 2,880 | 2,880 | 443 | 2,437 | 84.6% |
| Office Expense & Supplies | 11,925 | 11,925 | 1,426 | 10,499 | 88.0% |
| Food & Kitchen Expense | 300 | 300 | - | 300 | 100.0% |
| Telephone & Utilities | 6,720 | 6,720 | 1,144 | 5,576 | 83.0% |
| Maintenance & Repair | 6,050 | 6,050 | 304 | 5,746 | 95.0% |
| Professional Services | 3,000 | 3,000 | - | 3,000 | 100.0% |
| Other Services & Charges | 15,302 | 15,302 | 4,549 | 10,753 | 70.3% |
| Other Expenses | 10,856 | 10,856 | 944 | 9,912 | 91.3% |
| Travel | 3,000 | 3,000 | - | 3,000 | 100.0% |
| Total | \$ 684,485 | \$ 684,485 | \$ 90,384 | \$ 594,101 | 86.8% |

| | Original FY 2020 / 21 Budget | Adjusted FY 2020 / 21 Budget | Year to Date Activity | Available Balance | Percent of Budget Available |
|------------------------------------|------------------------------------|------------------------------------|--------------------------|----------------------|-----------------------------------|
| 1275 Veterans' Service | | | | | |
| Salaries | \$ 78,957 | \$ 78,957 | \$ 9,719 | \$ 69,238 | 87.7% |
| Employee Benefits | 29,224 | 29,224 | 4,644 | 24,580 | 84.1% |
| Other Personnel Expense | 2,520 | 2,520 | 388 | 2,132 | 84.6% |
| Office Expense & Supplies | 3,650 | 3,650 | 276 | 3,374 | 92.4% |
| Maintenance & Repair | 200 | 200 | - | 200 | 100.0% |
| Other Services & Charges | 20,984 | 20,984 | 3,480 | 17,504 | 83.4% |
| Other Expenses | 2,511 | 2,511 | 310 | 2,201 | 87.7% |
| Travel | 2,000 | 2,000 | - | 2,000 | 100.0% |
| Total | \$ 143,080 | \$ 143,080 | \$ 19,155 | \$ 123,925 | 86.6% |
| 1280 Employees' Benefits | | | | | |
| Employee Benefits | \$ 52,276 | \$ 52,276 | \$ - | \$ 52,276 | 100.0% |
| Office Expense & Supplies | 1,250 | 1,250 | 469 | 781 | 62.5% |
| Food & Kitchen Expenses | 700 | 700 | - | 700 | 100.0% |
| Professional Services | 133,260 | 133,260 | 7,831 | 125,429 | 94.1% |
| Other Services & Charges | 14,000 | 14,000 | 336 | 13,664 | 97.6% |
| Other Expenses | 1,500 | 1,500 | - | 1,500 | 100.0% |
| Total | \$ 202,986 | \$ 202,986 | \$ 8,637 | \$ 194,349 | 95.7% |
| 1285 General Administration | | | | | |
| Office Expense & Supplies | \$ 4,250 | \$ 4,250 | \$ 3,659 | \$ 592 | 13.9% |
| Food & Kitchen Expenses | 500 | 500 | 328 | 172 | 34.4% |
| Professional Services | 722,350 | 722,350 | (43,321) | 765,671 | 106.0% |
| Reserve Appropriations | 3,900,000 | 3,900,000 | - | 3,900,000 | 100.0% |
| Other Services & Charges | 1,457,473 | 1,457,473 | 28,187 | 1,429,286 | 98.1% |
| Other Expenses | 7,644 | 7,644 | 1,280 | 6,364 | 83.3% |
| Travel | 13,000 | 13,000 | (10,000) | 23,000 | 176.9% |
| Total | \$ 6,105,217 | \$ 6,105,217 | \$ (19,868) | \$ 6,125,085 | 0.0% |
| Total General Government | \$ 23,700,128 | \$ 23,700,128 | \$ 2,199,924 | \$ 21,500,204 | 90.7% |

| | Original FY 2020 / 21 Budget | Adjusted FY 2020 / 21 Budget | Year to Date Activity | Available Balance | Percent of Budget Available |
|--|------------------------------------|------------------------------------|--------------------------|----------------------|-----------------------------------|
| Buildings & Facilities | | | | | |
| 1400 General Repairs - Building | | | | | |
| Salaries | \$ 63,378 | \$ 63,378 | \$ 7,828 | \$ 55,550 | 87.6% |
| Salaries Overtime | 3,500 | 3,500 | - | 3,500 | 100.0% |
| Employee Benefits | 15,730 | 15,730 | 2,347 | 13,383 | 85.1% |
| Maintenance & Repair | 3,493 | 3,493 | 75 | 3,418 | 97.9% |
| Total | \$ 86,101 | \$ 86,101 | \$ 10,250 | \$ 75,851 | 88.1% |
| 1440 Ronnie H. Polston Bldg | | | | | |
| Salaries | \$ 32,282 | \$ 32,282 | \$ 3,968 | \$ 28,314 | 87.7% |
| Other Salary & Supplements | - | - | 92 | (92) | 0.0% |
| Employee Benefits | 15,820 | 15,820 | 2,814 | 13,006 | 82.2% |
| Office Expense & Supplies | 845 | 845 | 69 | 776 | 91.8% |
| Telephone & Utilities | 20,366 | 20,366 | 1,574 | 18,792 | 92.3% |
| Maintenance & Repair | 645 | 645 | - | 645 | 100.0% |
| Total | \$ 69,958 | \$ 69,958 | \$ 8,518 | \$ 61,440 | 87.8% |
| 1450 Bill Bode County Building | | | | | |
| Salaries | \$ 35,298 | \$ 35,298 | \$ 4,201 | \$ 31,097 | 88.1% |
| Other Salary & Supplements | 1,200 | 1,200 | 134 | 1,066 | 88.8% |
| Employee Benefits | 18,798 | 18,798 | 2,981 | 15,817 | 84.1% |
| Office Expense & Supplies | 840 | 840 | 246 | 594 | 70.7% |
| Telephone & Utilities | 17,500 | 17,500 | 1,409 | 16,091 | 91.9% |
| Maintenance & Repair | 200 | 200 | - | 200 | 100.0% |
| Total | \$ 73,836 | \$ 73,836 | \$ 8,971 | \$ 64,865 | 87.9% |
| 1460 Robert N. Barnes Juv. Facility | | | | | |
| Telephone & Utilities | \$ 273,007 | \$ 273,007 | \$ 40,984 | \$ 232,023 | 85.0% |
| Maintenance & Repair | 2,045 | 2,045 | - | 2,045 | 100.0% |
| Other Services & Charges | 500 | 500 | - | 500 | 100.0% |
| Total | \$ 275,552 | \$ 275,552 | \$ 40,984 | \$ 234,568 | 85.1% |
| 1465 Broadway Warehouse | | | | | |
| Telephone & Utilities | \$ 6,950 | \$ 6,950 | \$ 879 | \$ 6,071 | 87.4% |
| Maintenance & Repair | 223 | 223 | - | 223 | 100.0% |
| Total | \$ 7,173 | \$ 7,173 | \$ 879 | \$ 6,294 | 87.7% |

| | Original FY 2020 / 21 Budget | Adjusted FY 2020 / 21 Budget | Year to Date Activity | Available Balance | Percent of Budget Available |
|---|------------------------------------|------------------------------------|--------------------------|----------------------|-----------------------------------|
| 1470 Records Management Department | | | | | |
| Salaries | \$ 234,749 | \$ 234,749 | \$ 27,558 | \$ 207,191 | 88.3% |
| Other Salary & Supplements | 36,840 | 36,840 | 129 | 36,711 | 99.6% |
| Employee Benefits | 95,243 | 95,243 | 14,357 | 80,886 | 84.9% |
| Office Expense & Supplies | 4,500 | 4,500 | 379 | 4,121 | 91.6% |
| Telephone & Utilities | 24,848 | 24,848 | 2,790 | 22,058 | 88.8% |
| Maintenance & Repair | 28,000 | 28,000 | 1,975 | 26,025 | 92.9% |
| Other Services & Charges | 235,326 | 235,326 | 32,207 | 203,119 | 86.3% |
| Other Expenses | 2,919 | 2,919 | 494 | 2,425 | 83.1% |
| Travel | 900 | 900 | - | 900 | 100.0% |
| Total | \$ 663,325 | \$ 663,325 | \$ 79,888 | \$ 583,437 | 88.0% |
| 1490 CSCD Cook Building | | | | | |
| Office Expense & Supplies | 20,500 | 20,500 | 2,560 | 17,940 | 87.5% |
| Telephone & Utilities | 72,414 | 72,414 | 7,894 | 64,520 | 89.1% |
| Maintenance & Repair | 2,626 | 2,626 | - | 2,626 | 100.0% |
| Other Services & Charges | 67,800 | 67,800 | 11,294 | 56,506 | 83.3% |
| Other Expenses | 13,151 | 13,151 | 2,258 | 10,893 | 82.8% |
| Total | \$ 176,491 | \$ 176,491 | \$ 24,006 | \$ 152,485 | 86.4% |
| 1500 Mechanical Maintenance | | | | | |
| Salaries | \$ 409,677 | \$ 409,677 | \$ 36,065 | \$ 373,612 | 91.2% |
| Salaries Overtime | 10,000 | 10,000 | - | 10,000 | 100.0% |
| Other Salary & Supplements | 3,720 | 3,720 | 572 | 3,148 | 84.6% |
| Employee Benefits | 168,271 | 168,271 | 24,509 | 143,762 | 85.4% |
| Other Personnel Expense | 2,000 | 2,000 | - | 2,000 | 100.0% |
| Office Expense & Supplies | 3,500 | 3,500 | 177 | 3,323 | 94.9% |
| Telephone & Utilities | 1,230,000 | 1,230,000 | 179,456 | 1,050,544 | 85.4% |
| Maintenance & Repair | 10,500 | 10,500 | 1,846 | 8,654 | 82.4% |
| Professional Services | 10,549 | 10,549 | - | 10,549 | 100.0% |
| Other Services & Charges | 1,500 | 1,500 | - | 1,500 | 100.0% |
| Total | \$ 1,849,717 | \$ 1,849,717 | \$ 242,625 | \$ 1,607,092 | 86.9% |

| | Original FY 2020 / 21 Budget | Adjusted FY 2020 / 21 Budget | Year to Date Activity | Available Balance | Percent of Budget Available |
|---|------------------------------------|------------------------------------|--------------------------|----------------------|-----------------------------------|
| 1510 Agua Dulce Building | | | | | |
| Salaries | \$ 16,099 | \$ 16,099 | \$ 1,976 | \$ 14,123 | 87.7% |
| Employee Benefits | 9,984 | 9,984 | 1,831 | 8,153 | 81.7% |
| Office Expense & Supplies | 1,077 | 1,077 | - | 1,077 | 100.0% |
| Telephone & Utilities | 19,070 | 19,070 | 3,195 | 15,875 | 83.2% |
| Maintenance & Repair | 300 | 1,800 | - | 1,800 | 100.0% |
| Total | <u>\$ 46,530</u> | <u>\$ 48,030</u> | <u>\$ 7,002</u> | <u>\$ 41,028</u> | 85.4% |
| 1520 Bishop Building | | | | | |
| Office Expense & Supplies | 1,200 | 1,200 | 255 | 945 | 78.7% |
| Telephone & Utilities | 46,500 | 46,500 | 2,726 | 43,774 | 94.1% |
| Maintenance & Repair | 322 | 322 | - | 322 | 100.0% |
| Other Services & Charges | - | 1,850 | 174 | 1,676 | 90.6% |
| Total | <u>\$ 48,022</u> | <u>\$ 49,872</u> | <u>\$ 3,156</u> | <u>\$ 46,716</u> | 93.7% |
| 1530 Port Aransas Building | | | | | |
| Salaries | \$ 15,434 | \$ 15,434 | \$ 1,905 | \$ 13,529 | 87.7% |
| Employee Benefits | 3,848 | 3,848 | 568 | 3,280 | 85.2% |
| Office Expense & Supplies | 1,050 | 1,050 | 41 | 1,009 | 96.1% |
| Telephone & Utilities | 20,301 | 20,301 | 123 | 20,178 | 99.4% |
| Maintenance & Repair | 78 | 78 | - | 78 | 100.0% |
| Total | <u>\$ 40,711</u> | <u>\$ 40,711</u> | <u>\$ 2,636</u> | <u>\$ 38,075</u> | 93.5% |
| 1540 Johnny S. Calderon Co. Bldg | | | | | |
| Salaries | \$ 99,549 | \$ 99,549 | \$ 12,225 | \$ 87,324 | 87.7% |
| Other Salary & Supplements | 1,620 | 1,620 | 249 | 1,371 | 84.6% |
| Employee Benefits | 53,591 | 53,591 | 9,544 | 44,047 | 82.2% |
| Office Expense & Supplies | 4,300 | 4,300 | 472 | 3,828 | 89.0% |
| Telephone & Utilities | 98,235 | 98,235 | 10,683 | 87,552 | 89.1% |
| Maintenance & Repair | 1,027 | 1,027 | - | 1,027 | 100.0% |
| Other Services & Charges | 100 | 100 | - | 100 | 100.0% |
| Total | <u>\$ 258,422</u> | <u>\$ 258,422</u> | <u>\$ 33,173</u> | <u>\$ 225,249</u> | 87.2% |

| | Original FY 2020 / 21 Budget | Adjusted FY 2020 / 21 Budget | Year to Date Activity | Available Balance | Percent of Budget Available |
|---|------------------------------------|------------------------------------|--------------------------|----------------------|-----------------------------------|
| 1545 Keach Library Building | | | | | |
| Salaries | \$ 33,842 | \$ 33,842 | \$ 4,167 | \$ 29,675 | 87.7% |
| Other Salary & Supplements | 1,800 | 1,800 | 277 | 1,523 | 84.6% |
| Employee Benefits | 16,592 | 16,592 | 2,950 | 13,642 | 82.2% |
| Office Expense & Supplies | 2,000 | 2,000 | 274 | 1,726 | 86.3% |
| Telephone & Utilities | 160,228 | 160,228 | 15,068 | 145,160 | 90.6% |
| Maintenance & Repair | 444 | 444 | 58 | 386 | 87.0% |
| Total | \$ 214,906 | \$ 214,906 | \$ 22,793 | \$ 192,113 | 89.4% |
| 1550 Agriculture Bldg - Robstown | | | | | |
| Telephone & Utilities | \$ 9,000 | \$ 9,000 | \$ 391 | \$ 8,609 | 95.7% |
| Maintenance & Repair | 17,100 | 17,100 | - | 17,100 | 100.0% |
| Other Services & Charges | 302 | 302 | 50 | 252 | 83.4% |
| Total | \$ 26,402 | \$ 26,402 | \$ 441 | \$ 25,961 | 98.3% |
| 1565 Medical Examiner Building | | | | | |
| Office Expense & Supplies | \$ 150 | \$ 8,850 | \$ - | \$ 8,850 | 100.0% |
| Telephone & Utilities | 24,985 | 24,985 | 2,564 | 22,421 | 89.7% |
| Maintenance & Repair | 258 | 258 | - | 258 | 100.0% |
| Total | \$ 25,393 | \$ 34,093 | \$ 2,564 | \$ 31,529 | 92.5% |
| 1570 Building Superintendent | | | | | |
| Salaries | \$ 448,708 | \$ 448,708 | \$ 56,569 | \$ 392,139 | 87.4% |
| Salaries Overtime | 2,000 | 2,000 | 315 | 1,685 | 84.3% |
| Other Salary & Supplements | 4,320 | 4,320 | 665 | 3,655 | 84.6% |
| Employee Benefits | 196,500 | 196,500 | 31,391 | 165,109 | 84.0% |
| Other Personnel Expense | 8,648 | 8,648 | 1,330 | 7,318 | 84.6% |
| Office Expense & Supplies | 5,622 | 17,622 | 4,491 | 13,131 | 74.5% |
| Telephone & Utilities | 9,340 | 9,340 | 2,220 | 7,120 | 76.2% |
| Maintenance & Repair | 2,115,500 | 2,079,850 | 142,656 | 1,937,194 | 93.1% |
| Professional Services | 19,061 | 19,061 | (2,472) | 21,533 | 113.0% |
| Other Services & Charges | 1,498,715 | 1,509,715 | 252,282 | 1,257,433 | 83.3% |
| Other Expenses | 2,674 | 2,674 | 447 | 2,228 | 83.3% |
| Travel | 2,500 | 2,500 | - | 2,500 | 100.0% |
| Total | \$ 4,313,588 | \$ 4,300,938 | \$ 489,893 | \$ 3,811,045 | 88.6% |

| | Original FY 2020 / 21 Budget | Adjusted FY 2020 / 21 Budget | Year to Date Activity | Available Balance | Percent of Budget Available |
|---|------------------------------------|------------------------------------|--------------------------|----------------------|-----------------------------------|
| 1580 Welfare Bldg - Robstown | | | | | |
| Office Expense & Supplies | \$ 673 | \$ 673 | \$ 151 | \$ 522 | \$ 77.6% |
| Telephone & Utilities | 18,366 | 18,366 | 934 | 17,432 | 94.9% |
| Maintenance & Repair | 373 | 373 | - | 373 | 100.0% |
| Total | \$ 19,412 | \$ 19,412 | \$ 1,085 | \$ 18,327 | 94.4% |
| 1590 Hilltop Facility | | | | | |
| Salaries | \$ 81,817 | \$ 81,817 | \$ 8,289 | \$ 73,528 | 89.9% |
| Other Salary & Supplements | 1,200 | 1,200 | 235 | 965 | 80.4% |
| Employee Benefits | 38,169 | 38,169 | 6,183 | 31,986 | 83.8% |
| Office Expense & Supplies | 6,000 | 6,000 | 16 | 5,984 | 99.7% |
| Telephone & Utilities | 34,498 | 34,498 | 4,458 | 30,040 | 87.1% |
| Maintenance & Repair | 40,500 | 40,500 | 3,868 | 36,632 | 90.4% |
| Other Services & Charges | 12,302 | 12,302 | 1,355 | 10,948 | 89.0% |
| Total | \$ 214,486 | \$ 214,486 | \$ 24,405 | \$ 190,081 | 88.6% |
| 1600 Precinct III Yard Buildings | | | | | |
| Office Expense & Supplies | \$ 890 | \$ 890 | \$ 391 | \$ 499 | 56.0% |
| Telephone & Utilities | 15,000 | 15,000 | 1,069 | 13,931 | 92.9% |
| Maintenance & Repair | 391 | 691 | 60 | 631 | 91.3% |
| Total | \$ 16,281 | \$ 16,581 | \$ 1,520 | \$ 15,061 | 90.8% |
| 1740 McKenzie Jail Annex | | | | | |
| Salaries | \$ 114,171 | \$ 114,171 | \$ 14,029 | \$ 100,142 | 87.7% |
| Salaries Overtime | 1,584 | 1,584 | - | 1,584 | 100.0% |
| Employee Benefits | 56,420 | 56,420 | 10,014 | 46,406 | 82.3% |
| Office Expense & Supplies | 700 | 1,000 | 405 | 595 | 59.5% |
| Telephone & Utilities | 615,763 | 615,763 | 136,208 | 479,555 | 77.9% |
| Maintenance & Repair | 8,500 | 8,500 | 2,084 | 6,416 | 75.5% |
| Other Services & Charges | 1,802 | 1,802 | 50 | 1,752 | 97.2% |
| Total | \$ 798,940 | \$ 799,240 | \$ 162,790 | \$ 636,450 | 79.6% |

| | Original FY 2020 / 21 Budget | Adjusted FY 2020 / 21 Budget | Year to Date Activity | Available Balance | Percent of Budget Available |
|--|------------------------------------|------------------------------------|--------------------------|----------------------|-----------------------------------|
| 1760 Robstown Community Building | | | | | |
| Office Expense & Supplies | \$ 765 | \$ 765 | \$ - | \$ 765 | 100.0% |
| Telephone & Utilities | 37,305 | 37,305 | 4,278 | 33,027 | 88.5% |
| Maintenance & Repair | 34,000 | 34,000 | 3,033 | 30,967 | 91.1% |
| Other Services & Charges | 5,500 | 5,500 | 442 | 5,058 | 92.0% |
| Total | \$ 77,570 | \$ 77,570 | \$ 7,753 | \$ 69,817 | 90.0% |
| 1770 Sr Community Services Bldgs. | | | | | |
| Office Expense & Supplies | \$ 500 | \$ 500 | \$ - | \$ 500 | 100.0% |
| Telephone & Utilities | 31,747 | 31,747 | 3,164 | 28,583 | 90.0% |
| Maintenance & Repair | 24,700 | 24,700 | 180 | 24,520 | 99.3% |
| Other Services & Charges | 4,000 | 4,000 | 150 | 3,850 | 96.2% |
| Total | \$ 60,947 | \$ 60,947 | \$ 3,495 | \$ 57,452 | 94.3% |
| 1780 David Berlanga,Sr. Bldg | | | | | |
| Office Expense & Supplies | \$ 500 | \$ 500 | \$ 31 | \$ 469 | 93.8% |
| Telephone & Utilities | 17,831 | 17,831 | 1,546 | 16,285 | 91.3% |
| Maintenance & Repair | 9,100 | 9,100 | 3,535 | 5,565 | 61.2% |
| Other Services & Charges | 1,760 | 1,760 | - | 1,760 | 100.0% |
| Total | \$ 29,191 | \$ 29,191 | \$ 5,112 | \$ 24,079 | 82.5% |
| Total Buildings & Facilities | \$ 9,392,954 | \$ 9,392,954 | \$ 1,183,938 | \$ 8,209,016 | 87.4% |
| Administration of Justice | | | | | |
| 3110 County Court at Law 1 | | | | | |
| Salaries | \$ 381,286 | \$ 381,286 | \$ 55,309 | \$ 325,977 | 85.5% |
| Other Salary & Supplements | 7,340 | 7,340 | 822 | 6,518 | 88.8% |
| Employee Benefits | 144,981 | 144,981 | 20,860 | 124,121 | 85.6% |
| Office Expense & Supplies | 4,165 | 4,165 | 153 | 4,012 | 96.3% |
| Telephone & Utilities | 1,476 | 1,476 | 338 | 1,138 | 77.1% |
| Maintenance & Repair | 500 | 500 | - | 500 | 100.0% |
| Professional Services | 1,701 | 1,701 | - | 1,701 | 100.0% |
| Special Personnel Services | 192,500 | 192,500 | 3,300 | 189,200 | 98.3% |
| Other Services & Charges | 2,000 | 2,000 | - | 2,000 | 100.0% |
| Other Expenses | 3,609 | 3,609 | 562 | 3,047 | 84.4% |
| Travel | 1,000 | 1,000 | - | 1,000 | 100.0% |
| Total | \$ 740,558 | \$ 740,558 | \$ 81,344 | \$ 659,214 | 89.0% |

| | Original FY 2020 / 21 Budget | Adjusted FY 2020 / 21 Budget | Year to Date Activity | Available Balance | Percent of Budget Available |
|-----------------------------------|------------------------------------|------------------------------------|--------------------------|----------------------|-----------------------------------|
| 3120 County Court at Law 2 | | | | | |
| Salaries | \$ 374,094 | \$ 374,094 | \$ 55,991 | \$ 318,103 | 85.0% |
| Other Salary & Supplements | 3,200 | 3,200 | 277 | 2,923 | 91.3% |
| Employee Benefits | 113,289 | 113,289 | 17,467 | 95,822 | 84.6% |
| Office Expense & Supplies | 5,200 | 5,200 | 151 | 5,049 | 97.1% |
| Telephone & Utilities | 1,152 | 1,152 | 226 | 926 | 80.4% |
| Maintenance & Repair | 500 | 500 | - | 500 | 100.0% |
| Professional Services | 900 | 900 | - | 900 | 100.0% |
| Special Personnel Services | 192,500 | 192,500 | 4,600 | 187,900 | 97.6% |
| Other Services & Charges | 2,000 | 2,000 | - | 2,000 | 100.0% |
| Other Expenses | 4,553 | 4,553 | 722 | 3,831 | 84.1% |
| Travel | 1,000 | 1,000 | - | 1,000 | 100.0% |
| Total | \$ 698,388 | \$ 698,388 | \$ 79,434 | \$ 618,954 | 88.6% |
| 3130 County Court at Law 3 | | | | | |
| Salaries | \$ 343,266 | \$ 343,266 | \$ 49,660 | \$ 293,606 | 85.5% |
| Salaries Overtime | - | - | - | - | 0.0% |
| Other Salary & Supplements | 3,680 | 3,680 | 258 | 3,422 | 93.0% |
| Employee Benefits | 118,719 | 118,719 | 17,848 | 100,871 | 85.0% |
| Office Expense & Supplies | 4,290 | 4,290 | 63 | 4,227 | 98.5% |
| Telephone & Utilities | 1,152 | 1,152 | 226 | 926 | 80.4% |
| Maintenance & Repair | 500 | 500 | - | 500 | 100.0% |
| Professional Services | 1,701 | 1,701 | - | 1,701 | 100.0% |
| Special Personnel Services | 192,800 | 192,800 | 4,950 | 187,850 | 97.4% |
| Other Services & Charges | 2,000 | 2,000 | - | 2,000 | 100.0% |
| Other Expenses | 4,623 | 4,623 | 722 | 3,901 | 84.4% |
| Travel | 1,000 | 1,000 | - | 1,000 | 100.0% |
| Total | \$ 673,731 | \$ 673,731 | \$ 73,728 | \$ 600,003 | 89.1% |

| | Original FY 2020 / 21 Budget | Adjusted FY 2020 / 21 Budget | Year to Date Activity | Available Balance | Percent of Budget Available |
|-----------------------------------|------------------------------------|------------------------------------|--------------------------|----------------------|-----------------------------------|
| 3140 County Court at Law 4 | | | | | |
| Salaries | \$ 345,366 | \$ 345,366 | \$ 49,766 | \$ 295,600 | 85.6% |
| Other Salary & Supplements | 4,070 | 4,070 | 314 | 3,756 | 92.3% |
| Employee Benefits | 99,403 | 99,403 | 15,119 | 84,284 | 84.8% |
| Office Expense & Supplies | 4,165 | 4,165 | 170 | 3,995 | 95.9% |
| Telephone & Utilities | 576 | 576 | 226 | 350 | 60.8% |
| Maintenance & Repair | 500 | 500 | - | 500 | 100.0% |
| Professional Services | 1,701 | 1,701 | - | 1,701 | 100.0% |
| Special Personnel Services | 192,800 | 192,800 | 1,502 | 191,298 | 99.2% |
| Other Services & Charges | 2,000 | 2,000 | - | 2,000 | 100.0% |
| Other Expenses | 3,609 | 3,609 | 569 | 3,040 | 84.2% |
| Travel | 1,000 | 1,000 | - | 1,000 | 100.0% |
| Total | \$ 655,190 | \$ 655,190 | \$ 67,665 | \$ 587,525 | 89.7% |
| 3150 County Court at Law 5 | | | | | |
| Salaries | \$ 453,776 | \$ 446,276 | \$ 58,508 | \$ 387,768 | 86.9% |
| Other Salary & Supplements | 3,500 | 14,800 | 2,839 | 11,961 | 80.8% |
| Employee Benefits | 134,602 | 134,602 | 20,767 | 113,835 | 84.6% |
| Office Expense & Supplies | 5,000 | 5,000 | 1,307 | 3,693 | 73.9% |
| Telephone & Utilities | 1,560 | 1,560 | 338 | 1,222 | 78.3% |
| Maintenance & Repair | 500 | 500 | - | 500 | 100.0% |
| Professional Services | 2,516 | 2,516 | - | 2,516 | 100.0% |
| Special Personnel Services | 631,500 | 627,700 | 106,811 | 520,889 | 83.0% |
| Other Services & Charges | 2,250 | 2,250 | 178 | 2,072 | 92.1% |
| Other Expenses | 5,934 | 5,934 | 1,005 | 4,929 | 83.1% |
| Travel | 1,300 | 1,200 | - | 1,200 | 100.0% |
| Total | \$ 1,242,438 | \$ 1,242,438 | \$ 191,781 | \$ 1,050,657 | 84.6% |
| 3200 Legal Aid | | | | | |
| Salaries | \$ 63,502 | \$ 63,502 | \$ 7,792 | \$ 55,710 | 87.7% |
| Other Salary & Supplements | 660 | 660 | - | 660 | 100.0% |
| Employee Benefits | 13,872 | 13,872 | 1,762 | 12,110 | 87.3% |
| Office Expense & Supplies | 3,792 | 3,792 | 382 | 3,410 | 89.9% |
| Other Services & Charges | 25,000 | 25,000 | - | 25,000 | 100.0% |
| Total | \$ 106,826 | \$ 106,826 | \$ 9,937 | \$ 96,889 | 90.7% |

| | Original FY 2020 / 21 Budget | Adjusted FY 2020 / 21 Budget | Year to Date Activity | Available Balance | Percent of Budget Available |
|--|------------------------------------|------------------------------------|--------------------------|----------------------|-----------------------------------|
| 3250 Magistrate/ DWI Drug Court | | | | | |
| Salaries | \$ 140,606 | \$ 140,606 | \$ 15,893 | \$ 124,713 | 88.7% |
| Other Salary & Supplements | - | - | - | - | 0.0% |
| Employee Benefits | 30,796 | 30,796 | 3,578 | 27,218 | 88.4% |
| Office Expense & Supplies | 4,050 | 4,050 | 336 | 3,714 | 91.7% |
| Professional Services | 1,200 | 1,200 | - | 1,200 | 100.0% |
| Special Personnel Services | 3,000 | 3,000 | - | 3,000 | 100.0% |
| Other Services & Charges | 2,200 | 2,200 | - | 2,200 | 100.0% |
| Other Expenses | 7,838 | 7,838 | 1,318 | 6,520 | 83.2% |
| Travel | 3,000 | 3,000 | - | 3,000 | 100.0% |
| Total | \$ 192,690 | \$ 192,690 | \$ 21,125 | \$ 171,565 | 89.0% |
| 3300 Court Administration | | | | | |
| Salaries | \$ 441,439 | \$ 441,439 | \$ 54,902 | \$ 386,537 | 87.6% |
| Other Salary & Supplements | 6,200 | 6,200 | 607 | 5,593 | 90.2% |
| Employee Benefits | 184,035 | 184,035 | 29,869 | 154,166 | 83.8% |
| Other Personnel Expense | 131,000 | 131,000 | - | 131,000 | 100.0% |
| Office Expense & Supplies | 5,600 | 5,600 | 507 | 5,093 | 91.0% |
| Food & Kitchen Expenses | 2,000 | 2,000 | 60 | 1,940 | 97.0% |
| Telephone & Utilities | - | 900 | 226 | 674 | 74.9% |
| Maintenance & Repair | 1,000 | 1,000 | - | 1,000 | 100.0% |
| Professional Services | 500 | 500 | - | 500 | 100.0% |
| Special Personnel Services | 267,500 | 258,634 | - | 258,634 | 100.0% |
| Other Services & Charges | 53,270 | 53,270 | 40,240 | 13,030 | 24.5% |
| Other Expenses | 3,902 | 3,902 | 406 | 3,496 | 89.6% |
| Travel | 2,600 | 2,600 | - | 2,600 | 100.0% |
| Total | \$ 1,099,046 | \$ 1,091,680 | \$ 126,816 | \$ 964,864 | 88.4% |

| | Original FY 2020 / 21 Budget | Adjusted FY 2020 / 21 Budget | Year to Date Activity | Available Balance | Percent of Budget Available |
|---------------------------------|------------------------------------|------------------------------------|--------------------------|----------------------|-----------------------------------|
| 3305 Title IV-D Court | | | | | |
| Salaries | \$ 142,064 | \$ 142,064 | \$ 17,434 | \$ 124,630 | 87.7% |
| Other Salary & Supplements | 1,800 | 1,800 | 369 | 1,431 | 79.5% |
| Employee Benefits | 59,089 | 59,089 | 8,166 | 50,923 | 86.2% |
| Office Expense & Supplies | 1,370 | 1,370 | 0 | 1,370 | 100.0% |
| Telephone & Utilities | 984 | 984 | 226 | 758 | 77.1% |
| Maintenance & Repair | 250 | 250 | - | 250 | 100.0% |
| Professional Services | 1,051 | 1,051 | - | 1,051 | 100.0% |
| Other Services & Charges | 300 | 300 | - | 300 | 100.0% |
| Total | \$ 206,908 | \$ 206,908 | \$ 26,196 | \$ 180,712 | 87.3% |
| 3310 28th District Court | | | | | |
| Salaries | \$ 189,530 | \$ 189,530 | \$ 23,284 | \$ 166,246 | 87.7% |
| Salaries Overtime | 1,000 | 1,000 | - | 1,000 | 100.0% |
| Other Salary & Supplements | 23,360 | 23,360 | 3,517 | 19,843 | 84.9% |
| Employee Benefits | 65,914 | 65,914 | 10,089 | 55,825 | 84.7% |
| Telephone & Utilities | 1,152 | 1,152 | 338 | 814 | 70.6% |
| Office Expense & Supplies | 3,725 | 3,725 | 159 | 3,566 | 95.7% |
| Maintenance & Repair | 500 | 500 | - | 500 | 100.0% |
| Professional Services | 1,801 | 1,801 | - | 1,801 | 100.0% |
| Special Personnel Services | 345,340 | 345,340 | 3,350 | 341,990 | 99.0% |
| Other Services & Charges | 2,200 | 2,200 | - | 2,200 | 100.0% |
| Other Expenses | 3,629 | 3,629 | 595 | 3,034 | 83.6% |
| Travel | 1,500 | 1,500 | - | 1,500 | 100.0% |
| Total | \$ 639,651 | \$ 639,651 | \$ 41,332 | \$ 598,319 | 93.5% |

| | Original FY 2020 / 21 Budget | Adjusted FY 2020 / 21 Budget | Year to Date Activity | Available Balance | Percent of Budget Available |
|----------------------------------|------------------------------------|------------------------------------|--------------------------|----------------------|-----------------------------------|
| 3320 94th District Court | | | | | |
| Salaries | \$ 184,766 | \$ 184,766 | \$ 20,643 | \$ 164,123 | 88.8% |
| Other Salary & Supplements | 24,200 | 24,200 | 3,646 | 20,554 | 84.9% |
| Employee Benefits | 72,555 | 72,555 | 11,072 | 61,483 | 84.7% |
| Office Expense & Supplies | 3,625 | 3,625 | 256 | 3,369 | 92.9% |
| Telephone & Utilities | 1,152 | 1,152 | 226 | 926 | 80.4% |
| Maintenance & Repair | 500 | 500 | - | 500 | 100.0% |
| Professional Services | 1,801 | 1,801 | - | 1,801 | 100.0% |
| Special Personnel Services | 347,140 | 347,140 | 3,720 | 343,420 | 98.9% |
| Other Services & Charges | 2,200 | 2,200 | - | 2,200 | 100.0% |
| Other Expenses | 3,958 | 3,958 | 656 | 3,302 | 83.4% |
| Travel | 1,500 | 1,500 | - | 1,500 | 100.0% |
| Total | \$ 643,397 | \$ 643,397 | \$ 40,220 | \$ 603,177 | 93.7% |
| 3330 105th District Court | | | | | |
| Salaries | \$ 159,557 | \$ 159,557 | \$ 19,599 | \$ 139,958 | 87.7% |
| Salaries Overtime | 1,000 | 1,000 | - | 1,000 | 100.0% |
| Other Salary & Supplements | 20,780 | 27,546 | 3,120 | 24,426 | 88.7% |
| Employee Benefits | 62,376 | 62,976 | 9,973 | 53,003 | 84.2% |
| Office Expense & Supplies | 3,525 | 3,525 | 124 | 3,401 | 96.5% |
| Telephone & Utilities | 1,152 | 1,152 | 226 | 926 | 80.4% |
| Maintenance & Repair | 500 | 500 | - | 500 | 100.0% |
| Professional Services | 1,801 | 1,801 | - | 1,801 | 100.0% |
| Special Personnel Services | 181,140 | 181,140 | 550 | 180,590 | 99.7% |
| Other Services & Charges | 2,200 | 2,200 | - | 2,200 | 100.0% |
| Other Expenses | 3,321 | 3,321 | 552 | 2,769 | 83.4% |
| Travel | 3,000 | 3,000 | - | 3,000 | 100.0% |
| Total | \$ 440,352 | \$ 447,718 | \$ 34,143 | \$ 413,575 | 92.4% |

| | Original FY 2020 / 21 Budget | Adjusted FY 2020 / 21 Budget | Year to Date Activity | Available Balance | Percent of Budget Available |
|----------------------------------|------------------------------------|------------------------------------|--------------------------|----------------------|-----------------------------------|
| 3340 117th District Court | | | | | |
| Salaries | \$ 194,459 | \$ 194,459 | \$ 23,978 | \$ 170,481 | 87.7% |
| Salaries Overtime | 1,000 | 1,000 | - | 1,000 | 100.0% |
| Other Salary & Supplements | 24,620 | 24,620 | 3,711 | 20,909 | 84.9% |
| Employee Benefits | 78,709 | 78,709 | 12,658 | 66,051 | 83.9% |
| Office Expense & Supplies | 3,625 | 3,625 | 42 | 3,583 | 98.8% |
| Telephone & Utilities | 1,152 | 1,152 | 226 | 926 | 80.4% |
| Maintenance & Repair | 500 | 500 | - | 500 | 100.0% |
| Professional Services | 1,801 | 1,801 | - | 1,801 | 100.0% |
| Special Personnel Services | 345,840 | 345,840 | 19,273 | 326,567 | 94.4% |
| Other Services & Charges | 2,200 | 2,200 | - | 2,200 | 100.0% |
| Other Expenses | 3,958 | 3,958 | 656 | 3,302 | 83.4% |
| Travel | 1,500 | 1,500 | - | 1,500 | 100.0% |
| Total | \$ 659,364 | \$ 659,364 | \$ 60,542 | \$ 598,822 | 90.8% |
| 3350 148th District Court | | | | | |
| Salaries | \$ 180,419 | \$ 180,419 | \$ 20,664 | \$ 159,755 | 88.5% |
| Salaries Overtime | 1,000 | 1,000 | - | 1,000 | 100.0% |
| Other Salary & Supplements | 22,160 | 22,160 | 3,332 | 18,828 | 85.0% |
| Employee Benefits | 67,313 | 67,313 | 10,256 | 57,057 | 84.8% |
| Office Expense & Supplies | 3,525 | 3,525 | 322 | 3,203 | 90.9% |
| Telephone & Utilities | 576 | 576 | 113 | 463 | 80.4% |
| Maintenance & Repair | 500 | 500 | - | 500 | 100.0% |
| Professional Services | 1,801 | 1,801 | - | 1,801 | 100.0% |
| Special Personnel Services | 346,140 | 346,140 | 10,747 | 335,393 | 96.9% |
| Other Services & Charges | 2,200 | 2,200 | - | 2,200 | 100.0% |
| Other Expenses | 3,395 | 3,395 | 438 | 2,957 | 87.1% |
| Travel | 1,500 | 1,500 | - | 1,500 | 100.0% |
| Total | \$ 630,529 | \$ 630,529 | \$ 45,873 | \$ 584,656 | 92.7% |

| | Original FY 2020 / 21 Budget | Adjusted FY 2020 / 21 Budget | Year to Date Activity | Available Balance | Percent of Budget Available |
|----------------------------------|------------------------------------|------------------------------------|--------------------------|----------------------|-----------------------------------|
| 3360 214th District Court | | | | | |
| Salaries | \$ 159,827 | \$ 159,827 | \$ 23,267 | \$ 136,560 | 85.4% |
| Salaries Overtime | 1,000 | 1,000 | 27 | 973 | 97.3% |
| Other Salary & Supplements | 20,000 | 20,000 | 3,000 | 17,000 | 85.0% |
| Employee Benefits | 66,524 | 66,524 | 11,585 | 54,939 | 82.6% |
| Office Expense & Supplies | 3,725 | 3,725 | 263 | 3,462 | 92.9% |
| Telephone & Utilities | 1,152 | 1,152 | 226 | 926 | 80.4% |
| Maintenance & Repair | 500 | 500 | - | 500 | 100.0% |
| Professional Services | 1,801 | 1,801 | - | 1,801 | 100.0% |
| Special Personnel Services | 381,140 | 381,140 | 500 | 380,641 | 99.9% |
| Other Services & Charges | 2,200 | 2,200 | - | 2,200 | 100.0% |
| Other Expenses | 2,635 | 2,635 | 438 | 2,197 | 83.4% |
| Travel | 1,500 | 1,500 | (747) | 2,247 | 149.8% |
| Total | \$ 642,004 | \$ 642,004 | \$ 38,557 | \$ 603,447 | 94.0% |
| 3370 319th District Court | | | | | |
| Salaries | \$ 155,688 | \$ 155,688 | \$ 16,972 | \$ 138,716 | 89.1% |
| Salaries Overtime | 1,000 | 1,000 | - | 1,000 | 100.0% |
| Other Salary & Supplements | 20,960 | 20,960 | 3,148 | 17,812 | 85.0% |
| Employee Benefits | 66,249 | 66,249 | 10,352 | 55,897 | 84.4% |
| Office Expense & Supplies | 3,625 | 3,625 | 73 | 3,552 | 98.0% |
| Telephone & Utilities | 576 | 576 | 113 | 463 | 80.4% |
| Maintenance & Repair | 500 | 500 | - | 500 | 100.0% |
| Professional Services | 1,801 | 1,801 | - | 1,801 | 100.0% |
| Special Personnel Services | 346,140 | 346,140 | 300 | 345,840 | 99.9% |
| Other Services & Charges | 2,200 | 2,200 | 289 | 1,911 | 86.9% |
| Other Expenses | 3,696 | 3,696 | 611 | 3,085 | 83.5% |
| Travel | 1,500 | 1,500 | - | 1,500 | 100.0% |
| Total | \$ 603,935 | \$ 603,935 | \$ 31,858 | \$ 572,077 | 94.7% |

| | Original FY 2020 / 21 Budget | Adjusted FY 2020 / 21 Budget | Year to Date Activity | Available Balance | Percent of Budget Available |
|----------------------------------|------------------------------------|------------------------------------|--------------------------|----------------------|-----------------------------------|
| 3380 347th District Court | | | | | |
| Salaries | \$ 159,557 | \$ 159,557 | \$ 19,599 | \$ 139,958 | 87.7% |
| Salaries Overtime | 1,000 | 1,000 | 168 | 832 | 83.2% |
| Other Salary & Supplements | 22,460 | 22,460 | 3,378 | 19,082 | 85.0% |
| Employee Benefits | 63,556 | 63,556 | 10,212 | 53,344 | 83.9% |
| Office Expense & Supplies | 3,875 | 3,875 | 236 | 3,639 | 93.9% |
| Telephone & Utilities | 1,152 | 1,152 | 226 | 926 | 80.4% |
| Maintenance & Repair | 500 | 500 | - | 500 | 100.0% |
| Professional Services | 1,801 | 1,801 | - | 1,801 | 100.0% |
| Special Personnel Services | 346,140 | 346,140 | 2,300 | 343,840 | 99.3% |
| Other Services & Charges | 2,200 | 2,200 | - | 2,200 | 100.0% |
| Other Expenses | 3,696 | 3,696 | 611 | 3,085 | 83.5% |
| Travel | 1,500 | 1,500 | - | 1,500 | 100.0% |
| Total | \$ 607,437 | \$ 607,437 | \$ 36,730 | \$ 570,707 | 94.0% |
| 3480 Juvenile Probation | | | | | |
| Salaries | \$ 1,773,159 | \$ 1,773,159 | \$ 213,586 | \$ 1,559,573 | 88.0% |
| Salaries Overtime | 7,500 | 7,500 | - | 7,500 | 100.0% |
| Other Salary & Supplements | 28,680 | 28,680 | 4,505 | 24,175 | 84.3% |
| Employee Benefits | 753,591 | 753,591 | 119,026 | 634,565 | 84.2% |
| Other Personnel Expense | 50,000 | 50,000 | 6,503 | 43,497 | 87.0% |
| Office Expense & Supplies | 22,494 | 22,494 | 4,174 | 18,320 | 81.4% |
| Telephone & Utilities | 11,100 | 11,100 | 1,608 | 9,492 | 85.5% |
| Maintenance & Repair | 12,500 | 12,500 | 586 | 11,914 | 95.3% |
| Professional Services | 11,600 | 11,600 | 1,091 | 10,509 | 90.6% |
| Other Services & Charges | 39,425 | 45,925 | 6,259 | 39,666 | 86.4% |
| Other Expenses | 17,655 | 17,655 | 3,019 | 14,636 | 82.9% |
| Travel | 35,000 | 28,500 | 654 | 27,846 | 97.7% |
| Total | \$ 2,762,704 | \$ 2,762,704 | \$ 361,010 | \$ 2,401,694 | 86.9% |

| | Original FY 2020 / 21 Budget | Adjusted FY 2020 / 21 Budget | Year to Date Activity | Available Balance | Percent of Budget Available |
|--|------------------------------------|------------------------------------|--------------------------|----------------------|-----------------------------------|
| 3490 Juvenile Detention | | | | | |
| Salaries | \$ 909,355 | \$ 882,355 | \$ 105,128 | \$ 777,227 | 88.1% |
| Salaries Overtime | 42,560 | 69,560 | 11,825 | 57,735 | 83.0% |
| Other Salary & Supplements | 51,440 | 51,440 | 7,542 | 43,898 | 85.3% |
| Employee Benefits | 425,107 | 425,107 | 66,688 | 358,419 | 84.3% |
| Office Expense & Supplies | 9,100 | 9,100 | 1,742 | 7,358 | 80.9% |
| Food & Kitchen Expenses | 110,000 | 110,000 | 7,120 | 102,880 | 93.5% |
| Maintenance & Repair | 9,000 | 9,000 | 497 | 8,503 | 94.5% |
| Professional Services | 5,000 | 5,000 | 223 | 4,777 | 95.5% |
| Other Services & Charges | 11,000 | 11,000 | 225 | 10,775 | 98.0% |
| Other Expenses | 12,615 | 12,615 | 1,993 | 10,622 | 84.2% |
| Travel | 1,800 | 1,800 | - | 1,800 | 100.0% |
| Total | \$ 1,586,977 | \$ 1,586,977 | \$ 202,983 | \$ 1,383,994 | 87.2% |
| 3492 Juvenile Justice Post-Adjudica | | | | | |
| Salaries | \$ 1,087,507 | \$ 1,087,507 | \$ 134,074 | \$ 953,433 | 87.7% |
| Salaries Overtime | 30,000 | 30,000 | 9,669 | 20,331 | 67.8% |
| Other Salary & Supplements | 35,000 | 35,000 | 5,869 | 29,131 | 83.2% |
| Employee Benefits | 503,243 | 503,243 | 82,611 | 420,632 | 83.6% |
| Office Expense & Supplies | 8,050 | 8,050 | 1,108 | 6,942 | 86.2% |
| Food & Kitchen Expenses | 95,000 | 95,000 | 5,815 | 89,185 | 93.9% |
| Maintenance & Repair | 10,500 | 10,500 | 393 | 10,107 | 96.3% |
| Professional Services | 6,300 | 6,300 | 22 | 6,278 | 99.7% |
| Other Services & Charges | 9,000 | 9,000 | 1,653 | 7,347 | 81.6% |
| Other Expenses | 2,941 | 2,941 | 481 | 2,460 | 83.6% |
| Travel | 900 | 900 | - | 900 | 100.0% |
| Total | \$ 1,788,441 | \$ 1,788,441 | \$ 241,695 | \$ 1,546,746 | 86.5% |

| | Original FY 2020 / 21 Budget | Adjusted FY 2020 / 21 Budget | Year to Date Activity | Available Balance | Percent of Budget Available |
|---------------------------------------|------------------------------------|------------------------------------|--------------------------|----------------------|-----------------------------------|
| 3510 District Clerk-Jury Admin | | | | | |
| Salaries | \$ 81,203 | \$ 81,203 | \$ 9,977 | \$ 71,226 | 87.7% |
| Salaries Overtime | 1,000 | 1,000 | - | 1,000 | 100.0% |
| Other Salary & Supplements | 14,378 | 14,378 | 397 | 13,981 | 97.2% |
| Employee Benefits | 26,122 | 26,122 | 3,960 | 22,162 | 84.8% |
| Office Expense & Supplies | 123,300 | 123,300 | - | 123,300 | 100.0% |
| Professional Services | 64,327 | 64,327 | 6,510 | 57,817 | 89.9% |
| Special Personnel Services | 540,530 | 540,530 | 5,080 | 535,450 | 99.1% |
| Other Expenses | 3,244 | 3,244 | 528 | 2,716 | 83.7% |
| Total | \$ 854,104 | \$ 854,104 | \$ 26,451 | \$ 827,653 | 96.9% |
| 3530 District Clerk | | | | | |
| Salaries | \$ 2,156,010 | \$ 2,156,010 | \$ 258,454 | \$ 1,897,556 | 88.0% |
| Salaries Overtime | 15,000 | 15,000 | 300 | 14,700 | 98.0% |
| Other Salary & Supplements | 35,780 | 35,780 | 5,383 | 30,397 | 85.0% |
| Employee Benefits | 951,822 | 951,822 | 158,280 | 793,542 | 83.4% |
| Other Personnel Expense | 10,260 | 10,260 | 1,669 | 8,591 | 83.7% |
| Office Expense & Supplies | 116,000 | 116,000 | 17,308 | 98,692 | 85.1% |
| Maintenance & Repair | 4,000 | 4,000 | 67 | 3,933 | 98.3% |
| Professional Services | 10,000 | 10,000 | 750 | 9,250 | 92.5% |
| Other Services & Charges | 500 | 500 | - | 500 | 100.0% |
| Other Expenses | 41,068 | 41,068 | 6,260 | 34,808 | 84.8% |
| Travel | 10,000 | 10,000 | - | 10,000 | 100.0% |
| Total | \$ 3,352,660 | \$ 3,352,660 | \$ 448,921 | \$ 2,903,739 | 86.6% |

| | Original FY 2020 / 21 Budget | Adjusted FY 2020 / 21 Budget | Year to Date Activity | Available Balance | Percent of Budget Available |
|--------------------------------------|------------------------------------|------------------------------------|--------------------------|----------------------|-----------------------------------|
| 3600 Justice of the Peace 1-1 | | | | | |
| Salaries | \$ 202,269 | \$ 202,269 | \$ 27,558 | \$ 174,711 | 86.4% |
| Salaries Overtime | 1,000 | 1,000 | - | 1,000 | 100.0% |
| Other Salary & Supplements | 4,680 | 6,180 | 3,275 | 2,905 | 47.0% |
| Employee Benefits | 80,072 | 80,072 | 14,604 | 65,468 | 81.8% |
| Other Personnel Expense | 3,900 | 3,900 | 650 | 3,250 | 83.3% |
| Office Expense & Supplies | 4,000 | 4,000 | 368 | 3,632 | 90.8% |
| Telephone & Utilities | 700 | 700 | 113 | 587 | 83.9% |
| Maintenance & Repair | 500 | 500 | - | 500 | 100.0% |
| Professional Services | 309 | 309 | - | 309 | 100.0% |
| Other Expenses | 4,828 | 4,828 | 786 | 4,042 | 83.7% |
| Travel | 2,700 | 1,200 | - | 1,200 | 100.0% |
| Total | \$ 304,958 | \$ 304,958 | \$ 47,354 | \$ 257,604 | 84.5% |
| 3610 Justice of the Peace 1-2 | | | | | |
| Salaries | \$ 202,586 | \$ 202,586 | \$ 27,851 | \$ 174,735 | 86.3% |
| Salaries Overtime | 1,000 | 2,488 | 2,488 | (0) | 0.0% |
| Other Salary & Supplements | 3,400 | 2,400 | 369 | 2,031 | 84.6% |
| Employee Benefits | 60,758 | 60,758 | 10,217 | 50,541 | 83.2% |
| Other Personnel Expense | 3,900 | 3,900 | 650 | 3,250 | 83.3% |
| Office Expense & Supplies | 6,000 | 6,000 | 789 | 5,211 | 86.8% |
| Telephone & Utilities | 3,600 | 3,600 | 564 | 3,036 | 84.3% |
| Maintenance & Repair | 500 | 500 | - | 500 | 100.0% |
| Special Personnel Services | 300 | 300 | - | 300 | 100.0% |
| Other Services & Charges | 500 | 300 | - | 300 | 100.0% |
| Other Expenses | 3,305 | 3,305 | 556 | 2,749 | 83.2% |
| Travel | 3,500 | 3,212 | - | 3,212 | 100.0% |
| Total | \$ 289,349 | \$ 289,349 | \$ 43,484 | \$ 245,865 | 85.0% |

| | Original FY 2020 / 21 Budget | Adjusted FY 2020 / 21 Budget | Year to Date Activity | Available Balance | Percent of Budget Available |
|--------------------------------------|------------------------------------|------------------------------------|--------------------------|----------------------|-----------------------------------|
| 3613 Justice of the Peace 1-3 | | | | | |
| Salaries | \$ 161,209 | \$ 161,209 | \$ 22,382 | \$ 138,827 | 86.1% |
| Salaries Overtime | 1,000 | 1,000 | - | 1,000 | 100.0% |
| Other Salary & Supplements | 14,300 | 14,300 | - | 14,300 | 100.0% |
| Employee Benefits | 74,692 | 74,692 | 15,573 | 59,119 | 79.2% |
| Other Personnel Expense | 3,900 | 3,900 | 650 | 3,250 | 83.3% |
| Office Expense & Supplies | 3,550 | 3,550 | 563 | 2,987 | 84.1% |
| Telephone & Utilities | 1,700 | 1,700 | 113 | 1,587 | 93.4% |
| Maintenance & Repair | 500 | 500 | - | 500 | 100.0% |
| Professional Services | 500 | 500 | - | 500 | 100.0% |
| Other Services & Charges | 300 | 300 | - | 300 | 100.0% |
| Other Expenses | 2,185 | 2,185 | 342 | 1,843 | 84.4% |
| Travel | 4,000 | 4,000 | - | 4,000 | 100.0% |
| Total | \$ 267,836 | \$ 267,836 | \$ 39,623 | \$ 228,213 | 85.2% |
| 3621 Justice of the Peace 2-1 | | | | | |
| Salaries | \$ 235,187 | \$ 235,187 | \$ 27,734 | \$ 207,453 | 88.2% |
| Salaries Overtime | 2,000 | 2,000 | 291 | 1,709 | 85.4% |
| Other Salary & Supplements | 4,440 | 4,440 | 683 | 3,757 | 84.6% |
| Employee Benefits | 96,602 | 96,602 | 15,876 | 80,726 | 83.6% |
| Other Personnel Expense | 3,900 | 3,900 | 650 | 3,250 | 83.3% |
| Office Expense & Supplies | 8,250 | 8,250 | 1,027 | 7,223 | 87.6% |
| Telephone & Utilities | 7,030 | 7,030 | 714 | 6,316 | 89.8% |
| Maintenance & Repair | 933 | 933 | 27 | 906 | 97.1% |
| Professional Services | 1,500 | 1,500 | - | 1,500 | 100.0% |
| Other Services & Charges | 54,381 | 54,381 | 12,624 | 41,757 | 76.8% |
| Other Expenses | 3,524 | 3,524 | 559 | 2,965 | 84.1% |
| Travel | 4,300 | 4,300 | - | 4,300 | 100.0% |
| Total | \$ 422,047 | \$ 422,047 | \$ 60,186 | \$ 361,861 | 85.7% |

| | Original FY 2020 / 21 Budget | Adjusted FY 2020 / 21 Budget | Year to Date Activity | Available Balance | Percent of Budget Available |
|--------------------------------------|------------------------------------|------------------------------------|--------------------------|----------------------|-----------------------------------|
| 3622 Justice of the Peace 2-2 | | | | | |
| Salaries | \$ 174,257 | \$ 174,257 | \$ 24,329 | \$ 149,928 | 86.0% |
| Salaries Overtime | 1,000 | 1,000 | - | 1,000 | 100.0% |
| Other Salary & Supplements | 17,044 | 17,044 | 351 | 16,693 | 97.9% |
| Employee Benefits | 86,860 | 86,860 | 16,297 | 70,563 | 81.2% |
| Other Personnel Expense | 3,900 | 3,900 | 650 | 3,250 | 83.3% |
| Office Expense & Supplies | 5,500 | 7,500 | 687 | 6,813 | 90.8% |
| Telephone & Utilities | 720 | 720 | 113 | 607 | 84.3% |
| Maintenance & Repair | 319 | 319 | - | 319 | 100.0% |
| Professional Services | 750 | 750 | - | 750 | 100.0% |
| Other Services & Charges | 891 | 891 | 48 | 843 | 94.6% |
| Other Expenses | 3,871 | 3,871 | 654 | 3,217 | 83.1% |
| Travel | 4,000 | 2,000 | - | 2,000 | 100.0% |
| Total | \$ 299,112 | \$ 299,112 | \$ 43,128 | \$ 255,984 | 85.6% |
| 3630 Justice of the Peace 3 | | | | | |
| Salaries | \$ 133,100 | \$ 133,100 | \$ 19,047 | \$ 114,053 | 85.7% |
| Other Salary & Supplements | 10,380 | 10,380 | 212 | 10,168 | 98.0% |
| Employee Benefits | 49,573 | 49,573 | 10,823 | 38,750 | 78.2% |
| Other Personnel Expense | 3,900 | 3,900 | 650 | 3,250 | 83.3% |
| Office Expense & Supplies | 3,700 | 3,700 | 428 | 3,272 | 88.4% |
| Maintenance & Repair | 350 | 350 | - | 350 | 100.0% |
| Professional Services | 2,200 | 2,200 | 78 | 2,122 | 96.5% |
| Other Services & Charges | 300 | 300 | 252 | 48 | 16.0% |
| Other Expenses | 2,240 | 2,240 | 334 | 1,906 | 85.1% |
| Travel | 4,500 | 4,500 | - | 4,500 | 100.0% |
| Total | \$ 210,243 | \$ 210,243 | \$ 31,825 | \$ 178,418 | 84.9% |

| | Original FY 2020 / 21 Budget | Adjusted FY 2020 / 21 Budget | Year to Date Activity | Available Balance | Percent of Budget Available |
|--------------------------------------|------------------------------------|------------------------------------|--------------------------|----------------------|-----------------------------------|
| 3640 Justice of the Peace 4 | | | | | |
| Salaries | \$ 137,919 | \$ 137,919 | \$ 19,765 | \$ 118,154 | 85.7% |
| Employee Benefits | 57,673 | 57,673 | 12,132 | 45,541 | 79.0% |
| Other Personnel Expense | 3,900 | 3,900 | 650 | 3,250 | 83.3% |
| Office Expense & Supplies | 2,625 | 4,219 | 777 | 3,442 | 81.6% |
| Telephone & Utilities | 1,008 | 1,008 | 226 | 782 | 77.6% |
| Professional Services | 450 | 450 | - | 450 | 100.0% |
| Other Services & Charges | 550 | 550 | 122 | 428 | 77.9% |
| Other Expenses | 7,285 | 7,285 | 1,109 | 6,176 | 84.8% |
| Travel | 1,794 | 200 | - | 200 | 100.0% |
| Total | <u>\$ 213,204</u> | <u>\$ 213,204</u> | <u>\$ 34,780</u> | <u>\$ 178,424</u> | 83.7% |
| 3650 Justice of the Peace 5-1 | | | | | |
| Salaries | \$ 174,257 | \$ 174,257 | \$ 24,329 | \$ 149,928 | 86.0% |
| Salaries Overtime | 500 | 500 | - | 500 | 100.0% |
| Other Salary & Supplements | 8,400 | 8,400 | 369 | 8,031 | 95.6% |
| Employee Benefits | 79,503 | 79,503 | 14,319 | 65,184 | 82.0% |
| Other Personnel Expense | 3,900 | 3,900 | 650 | 3,250 | 83.3% |
| Office Expense & Supplies | 6,300 | 6,300 | 570 | 5,730 | 90.9% |
| Maintenance & Repair | 500 | 500 | - | 500 | 100.0% |
| Professional Services | 1,000 | 1,000 | - | 1,000 | 100.0% |
| Special Personnel Services | 325 | 325 | - | 325 | 100.0% |
| Other Services & Charges | 175 | 175 | - | 175 | 100.0% |
| Other Expenses | 1,897 | 1,897 | 285 | 1,612 | 85.0% |
| Travel | 4,000 | 4,000 | - | 4,000 | 100.0% |
| Total | <u>\$ 280,757</u> | <u>\$ 280,757</u> | <u>\$ 40,523</u> | <u>\$ 240,234</u> | 85.6% |

| | Original FY 2020 / 21 Budget | Adjusted FY 2020 / 21 Budget | Year to Date Activity | Available Balance | Percent of Budget Available |
|--|------------------------------------|------------------------------------|--------------------------|----------------------|-----------------------------------|
| 3655 Justice of the Peace 5-2 | | | | | |
| Salaries | \$ 131,382 | \$ 131,382 | \$ 18,721 | \$ 112,661 | 85.8% |
| Other Salary & Supplements | 1,260 | 1,260 | 194 | 1,066 | 84.6% |
| Employee Benefits | 72,673 | 72,673 | 13,707 | 58,966 | 81.1% |
| Other Personnel Expense | 3,900 | 3,900 | 650 | 3,250 | 83.3% |
| Office Expense & Supplies | 1,250 | 1,250 | 27 | 1,223 | 97.9% |
| Maintenance & Repair | 250 | 250 | - | 250 | 100.0% |
| Professional Services | 600 | 600 | - | 600 | 100.0% |
| Other Expenses | 1,642 | 1,642 | 151 | 1,491 | 90.8% |
| Travel | 2,680 | 2,680 | - | 2,680 | 100.0% |
| Total | \$ 216,252 | \$ 216,252 | \$ 33,561 | \$ 182,691 | 84.5% |
| 3890 Medical Examiner | | | | | |
| Salaries | \$ 949,374 | \$ 949,374 | \$ 94,633 | \$ 854,741 | 90.0% |
| Salaries Overtime | 10,000 | 10,000 | 552 | 9,448 | 94.5% |
| Other Salary & Supplements | 121,980 | 121,980 | 29,487 | 92,493 | 75.8% |
| Employee Benefits | 290,632 | 290,632 | 40,647 | 249,985 | 86.0% |
| Other Personnel Expense | 22,960 | 22,960 | 2,982 | 19,978 | 87.0% |
| Office Expense & Supplies | 16,705 | 16,705 | 3,022 | 13,683 | 81.9% |
| Telephone & Utilities | 3,000 | 3,000 | 451 | 2,549 | 85.0% |
| Maintenance & Repair | 13,800 | 13,800 | - | 13,800 | 100.0% |
| Professional Services | 165,000 | 165,000 | 16,722 | 148,278 | 89.9% |
| Other Services & Charges | 196,000 | 196,000 | 17,155 | 178,845 | 91.2% |
| Other Expenses | 6,477 | 6,477 | 810 | 5,667 | 87.5% |
| Travel | 26,000 | 26,000 | - | 26,000 | 100.0% |
| Total | \$ 1,821,928 | \$ 1,821,928 | \$ 206,461 | \$ 1,615,467 | 88.7% |
| Total Administration of Justice | \$ 25,153,016 | \$ 25,153,016 | \$ 2,869,265 | \$ 22,283,751 | 88.6% |

| | Original FY 2020 / 21 Budget | Adjusted FY 2020 / 21 Budget | Year to Date Activity | Available Balance | Percent of Budget Available |
|--|------------------------------------|------------------------------------|--------------------------|----------------------|-----------------------------------|
| Law Enforcement & Corrections | | | | | |
| 3520 District Attorney | | | | | |
| Salaries | \$ 3,688,984 | \$ 3,688,984 | \$ 412,551 | \$ 3,276,433 | 88.8% |
| Salaries Overtime | 7,000 | 7,000 | 899 | 6,101 | 87.2% |
| Other Salary & Supplements | 93,247 | 93,247 | 11,144 | 82,103 | 88.0% |
| Employee Benefits | 1,329,306 | 1,329,306 | 207,260 | 1,122,046 | 84.4% |
| Other Personnel Expense | 25,567 | 25,567 | 3,735 | 21,832 | 85.4% |
| Office Expense & Supplies | 78,500 | 78,500 | 9,194 | 69,306 | 88.3% |
| Telephone & Utilities | 9,500 | 9,500 | 1,128 | 8,372 | 88.1% |
| Maintenance & Repair | 20,400 | 20,400 | 1,463 | 18,937 | 92.8% |
| Professional Services | 48,821 | 48,821 | 192 | 48,629 | 99.6% |
| Special Personnel Services | 19,500 | 19,500 | - | 19,500 | 100.0% |
| Other Services & Charges | 24,175 | 24,175 | 1,038 | 23,138 | 95.7% |
| Other Expenses | 48,824 | 48,824 | 6,686 | 42,138 | 86.3% |
| Travel | 26,300 | 26,300 | 813 | 25,487 | 96.9% |
| Total | \$ 5,420,124 | \$ 5,420,124 | \$ 656,102 | \$ 4,764,022 | 87.9% |
| 3700 County Sheriff | | | | | |
| Salaries | \$ 3,231,379 | \$ 3,231,379 | \$ 347,012 | \$ 2,884,367 | 89.3% |
| Salaries Overtime | 110,000 | 110,000 | 32,650 | 77,350 | 70.3% |
| Other Salary & Supplements | 119,025 | 119,025 | 17,121 | 101,904 | 85.6% |
| Employee Benefits | 1,362,887 | 1,362,887 | 219,489 | 1,143,398 | 83.9% |
| Other Personnel Expense | 200 | 200 | 42 | 158 | 78.9% |
| Office Expense & Supplies | 47,500 | 47,500 | 10,238 | 37,262 | 78.4% |
| Telephone & Utilities | 84,015 | 84,015 | 16,668 | 67,347 | 80.2% |
| Maintenance & Repair | 358,000 | 358,000 | 24,904 | 333,096 | 93.0% |
| Professional Services | 32,000 | 32,000 | 4,364 | 27,636 | 86.4% |
| Special Personnel Services | 5,000 | 5,000 | - | 5,000 | 100.0% |
| Other Services & Charges | 1,776,426 | 1,776,426 | 31,188 | 1,745,238 | 98.2% |
| Other Expenses | 25,872 | 25,872 | 3,793 | 22,079 | 85.3% |
| Travel | 4,652 | 4,652 | - | 4,652 | 100.0% |
| Total | \$ 7,156,956 | \$ 7,156,956 | \$ 707,630 | \$ 6,449,326 | 90.1% |

| | Original FY 2020 / 21 Budget | Adjusted FY 2020 / 21 Budget | Year to Date Activity | Available Balance | Percent of Budget Available |
|------------------------------|------------------------------------|------------------------------------|--------------------------|----------------------|-----------------------------------|
| 3710 ID Jail Division | | | | | |
| Salaries | \$ 606,245 | \$ 606,245 | \$ 74,823 | \$ 531,422 | 87.7% |
| Salaries Overtime | 25,000 | 25,000 | 2,517 | 22,483 | 89.9% |
| Other Salary & Supplements | 9,840 | 9,840 | 1,537 | 8,303 | 84.4% |
| Employee Benefits | 274,467 | 274,467 | 47,092 | 227,375 | 82.8% |
| Office Expense & Supplies | 20,000 | 20,000 | 1,748 | 18,252 | 91.3% |
| Maintenance & Repair | 500 | 500 | - | 500 | 100.0% |
| Professional Services | 500 | 500 | - | 500 | 100.0% |
| Other Services & Charges | 500 | 500 | - | 500 | 100.0% |
| Other Expenses | 3,898 | 3,898 | 579 | 3,319 | 85.2% |
| Travel | 700 | 700 | - | 700 | 100.0% |
| Total | <u>\$ 941,650</u> | <u>\$ 941,650</u> | <u>\$ 128,295</u> | <u>\$ 813,355</u> | 86.4% |
| 3720 Jail | | | | | |
| Salaries | \$ 10,470,522 | \$ 10,470,522 | \$ 1,033,729 | \$ 9,436,793 | 90.1% |
| Salaries Overtime | 869,000 | 869,000 | 313,001 | 555,999 | 64.0% |
| Other Salary & Supplements | 249,778 | 249,778 | 39,377 | 210,401 | 84.2% |
| Employee Benefits | 4,506,055 | 4,506,055 | 741,009 | 3,765,046 | 83.6% |
| Other Personnel Expense | 4,000 | 4,000 | 73 | 3,927 | 98.2% |
| Office Expense & Supplies | 216,000 | 216,000 | 42,409 | 173,591 | 80.4% |
| Food & Kitchen Expenses | 1,530,000 | 1,530,000 | 175,951 | 1,354,049 | 88.5% |
| Telephone & Utilities | 3,000 | 3,000 | 192 | 2,808 | 93.6% |
| Maintenance & Repair | 136,500 | 146,500 | 7,622 | 138,878 | 94.8% |
| Professional Services | 3,000 | 3,000 | - | 3,000 | 100.0% |
| Special Personnel Services | 4,000 | 4,000 | - | 4,000 | 100.0% |
| Other Services & Charges | 281,284 | 271,284 | 24,851 | 246,433 | 90.8% |
| Other Expenses | 51,516 | 51,516 | 8,751 | 42,765 | 83.0% |
| Travel | 1,800 | 1,800 | - | 1,800 | 100.0% |
| Total | <u>\$ 18,326,455</u> | <u>\$ 18,326,455</u> | <u>\$ 2,386,965</u> | <u>\$ 15,939,490</u> | 87.0% |

| | Original FY 2020 / 21 Budget | Adjusted FY 2020 / 21 Budget | Year to Date Activity | Available Balance | Percent of Budget Available |
|----------------------------|------------------------------------|------------------------------------|--------------------------|----------------------|-----------------------------------|
| 3810 Constable 1 | | | | | |
| Salaries | \$ 529,446 | \$ 529,446 | \$ 64,711 | \$ 464,735 | 87.8% |
| Salaries Overtime | 5,000 | 5,000 | 783 | 4,217 | 84.3% |
| Other Salary & Supplements | 26,480 | 26,480 | 4,254 | 22,226 | 83.9% |
| Employee Benefits | 231,724 | 231,724 | 39,454 | 192,270 | 83.0% |
| Other Personnel Expense | 7,020 | 7,020 | 1,170 | 5,850 | 83.3% |
| Office Expense & Supplies | 5,100 | 5,100 | 1,459 | 3,641 | 71.4% |
| Telephone & Utilities | 1,550 | 1,550 | 338 | 1,212 | 78.2% |
| Maintenance & Repair | 56,528 | 52,919 | 9,053 | 43,866 | 82.9% |
| Other Services & Charges | 20,175 | 20,410 | 2,247 | 18,163 | 89.0% |
| Other Expenses | 1,991 | 1,991 | 348 | 1,643 | 82.5% |
| Total | \$ 885,014 | \$ 885,014 | \$ 123,819 | \$ 761,195 | 86.0% |
| 3820 Constable 2 | | | | | |
| Salaries | \$ 515,403 | \$ 515,403 | \$ 61,355 | \$ 454,048 | 88.1% |
| Other Salary & Supplements | 28,299 | 28,299 | 4,639 | 23,660 | 83.6% |
| Employee Benefits | 238,208 | 238,208 | 40,807 | 197,401 | 82.9% |
| Other Personnel Expense | 7,020 | 7,020 | 1,170 | 5,850 | 83.3% |
| Office Expense & Supplies | 6,143 | 6,143 | 403 | 5,740 | 93.4% |
| Telephone & Utilities | 1,950 | 1,950 | 451 | 1,499 | 76.9% |
| Maintenance & Repair | 51,000 | 47,040 | 4,380 | 42,660 | 90.7% |
| Professional Services | 4,300 | 8,260 | - | 8,260 | 100.0% |
| Other Services & Charges | 20,855 | 20,855 | 1,064 | 19,792 | 94.9% |
| Other Expenses | 2,148 | 2,148 | 361 | 1,787 | 83.2% |
| Travel | 750 | 750 | - | 750 | 100.0% |
| Total | \$ 876,076 | \$ 876,076 | \$ 114,630 | \$ 761,446 | 86.9% |

| | Original FY 2020 / 21 Budget | Adjusted FY 2020 / 21 Budget | Year to Date Activity | Available Balance | Percent of Budget Available |
|----------------------------|------------------------------------|------------------------------------|--------------------------|----------------------|-----------------------------------|
| 3830 Constable 3 | | | | | |
| Salaries | \$ 350,365 | \$ 350,365 | \$ 46,434 | \$ 303,931 | 86.7% |
| Salaries Overtime | 9,500 | 9,500 | - | 9,500 | 100.0% |
| Other Salary & Supplements | 16,360 | 16,360 | 2,878 | 13,482 | 82.4% |
| Employee Benefits | 150,622 | 150,622 | 29,426 | 121,196 | 80.5% |
| Other Personnel Expense | 7,020 | 7,020 | 1,170 | 5,850 | 83.3% |
| Office Expense & Supplies | 1,800 | 1,800 | 383 | 1,417 | 78.7% |
| Telephone & Utilities | 1,910 | 1,910 | 226 | 1,684 | 88.2% |
| Maintenance & Repair | 44,500 | 44,500 | 6,545 | 37,955 | 85.3% |
| Professional Services | 1,000 | 1,000 | - | 1,000 | 100.0% |
| Other Services & Charges | 20,445 | 20,445 | 1,044 | 19,402 | 94.9% |
| Other Expenses | 1,793 | 1,793 | 313 | 1,480 | 82.5% |
| Travel | 1,320 | 1,320 | - | 1,320 | 100.0% |
| Total | \$ 606,635 | \$ 606,635 | \$ 88,419 | \$ 518,216 | 85.4% |
| 3840 Constable 4 | | | | | |
| Salaries | \$ 398,619 | \$ 398,619 | \$ 54,003 | \$ 344,616 | 86.5% |
| Salaries Overtime | 4,000 | 4,000 | 1,062 | 2,938 | 73.5% |
| Other Salary & Supplements | 15,960 | 15,960 | 2,578 | 13,382 | 83.8% |
| Employee Benefits | 190,706 | 190,706 | 37,612 | 153,094 | 80.3% |
| Other Personnel Expense | 7,020 | 7,020 | 1,170 | 5,850 | 83.3% |
| Office Expense & Supplies | 2,200 | 2,200 | 1,021 | 1,179 | 53.6% |
| Food & Kitchen Expenses | 100 | 100 | - | 100 | 100.0% |
| Telephone & Utilities | 2,000 | 2,000 | 226 | 1,774 | 88.7% |
| Maintenance & Repair | 45,657 | 45,657 | 1,621 | 44,036 | 96.5% |
| Professional Services | 1,000 | 1,000 | - | 1,000 | 100.0% |
| Other Services & Charges | 17,478 | 17,478 | 1,335 | 16,143 | 92.4% |
| Other Expenses | - | - | 196 | (196) | 0.0% |
| Travel | 1,000 | 1,000 | - | 1,000 | 100.0% |
| Total | \$ 685,740 | \$ 685,740 | \$ 100,824 | \$ 584,916 | 85.3% |

| | Original FY 2020 / 21 Budget | Adjusted FY 2020 / 21 Budget | Year to Date Activity | Available Balance | Percent of Budget Available |
|--|------------------------------------|------------------------------------|--------------------------|----------------------|-----------------------------------|
| 3850 Constable 5 | | | | | |
| Salaries | \$ 653,758 | \$ 653,758 | \$ 82,213 | \$ 571,545 | 87.4% |
| Salaries Overtime | 6,338 | 6,338 | - | 6,338 | 100.0% |
| Other Salary & Supplements | 39,039 | 39,039 | 6,246 | 32,793 | 84.0% |
| Employee Benefits | 305,940 | 305,940 | 54,084 | 251,856 | 82.3% |
| Office Expense & Supplies | 6,200 | 6,200 | 528 | 5,672 | 91.5% |
| Telephone & Utilities | 3,600 | 3,600 | 677 | 2,923 | 81.2% |
| Maintenance & Repair | 81,240 | 81,240 | 6,810 | 74,430 | 91.6% |
| Professional Services | 3,000 | 3,000 | 400 | 2,600 | 86.7% |
| Other Services & Charges | 59,514 | 59,514 | 3,155 | 56,359 | 94.7% |
| Other Expenses | 3,283 | 3,283 | 572 | 2,711 | 82.6% |
| Travel | 5,200 | 5,200 | 442 | 4,758 | 91.5% |
| Total | \$ 1,167,112 | \$ 1,167,112 | \$ 155,128 | \$ 1,011,984 | 86.7% |
| Total Law Enforcement & Corrections | \$ 36,065,762 | \$ 36,065,762 | \$ 4,461,811 | \$ 31,603,951 | 87.6% |
| Social Services | | | | | |
| 4110 Social Services-Administration | | | | | |
| Salaries | \$ 777,733 | \$ 777,733 | \$ 79,745 | \$ 697,988 | 89.7% |
| Other Salary & Supplements | 3,960 | 3,960 | 609 | 3,351 | 84.6% |
| Employee Benefits | 287,207 | 287,207 | 43,822 | 243,385 | 84.7% |
| Other Personnel Expense | 20,161 | 20,161 | 2,880 | 17,281 | 85.7% |
| Office Expense & Supplies | 8,100 | 8,000 | 882 | 7,118 | 89.0% |
| Telephone & Utilities | 5,060 | 5,060 | 451 | 4,609 | 91.1% |
| Maintenance & Repair | 1,000 | 850 | - | 850 | 100.0% |
| Professional Services | 28,011 | 28,161 | 207 | 27,954 | 99.3% |
| Other Services & Charges | 39,468 | 39,568 | 6,462 | 33,106 | 83.7% |
| Other Expenses | 10,344 | 10,344 | 1,584 | 8,760 | 84.7% |
| Travel | 1,100 | 1,100 | - | 1,100 | 100.0% |
| Total | \$ 1,182,144 | \$ 1,182,144 | \$ 136,644 | \$ 1,045,500 | 88.4% |
| 4120 Direct Social Services | | | | | |
| Food & Kitchen Expenses | \$ 39,900 | \$ 39,900 | \$ 1,099 | \$ 38,801 | 97.2% |
| Telephone & Utilities | 212,279 | 212,279 | 13,766 | 198,513 | 93.5% |
| Other Services & Charges | 341,086 | 341,086 | 35,824 | 305,262 | 89.5% |
| Total | \$ 593,265 | \$ 593,265 | \$ 50,689 | \$ 542,576 | 91.5% |

| | Original FY 2020 / 21 Budget | Adjusted FY 2020 / 21 Budget | Year to Date Activity | Available Balance | Percent of Budget Available |
|--|------------------------------------|------------------------------------|--------------------------|----------------------|-----------------------------------|
| 4130 Children Protective Services | | | | | |
| Salaries | \$ 33,197 | \$ 33,197 | \$ 4,075 | \$ 29,122 | 87.7% |
| Employee Benefits | 15,084 | 15,084 | 2,545 | 12,539 | 83.1% |
| Office Expense & Supplies | 1,520 | 1,520 | - | 1,520 | 100.0% |
| Maintenance & Repair | 290 | 290 | - | 290 | 100.0% |
| Professional Services | 400 | 400 | - | 400 | 100.0% |
| Other Services & Charges | 60,000 | 60,000 | 7,400 | 52,600 | 87.7% |
| Travel | 1,000 | 1,000 | - | 1,000 | 100.0% |
| Total | \$ 111,491 | \$ 111,491 | \$ 14,020 | \$ 97,471 | 87.4% |
| 4190 Senior Community Services | | | | | |
| Salaries | \$ 583,149 | \$ 583,149 | \$ 72,288 | \$ 510,861 | 87.6% |
| Salaries Overtime | 1,000 | 1,000 | - | 1,000 | 100.0% |
| Other Salary & Supplements | 22,150 | 22,150 | 2,998 | 19,152 | 86.5% |
| Employee Benefits | 254,974 | 254,974 | 44,937 | 210,038 | 82.4% |
| Office Expense & Supplies | 9,500 | 4,000 | 2,033 | 1,967 | 49.2% |
| Food & Kitchen Expenses | 175,000 | 175,000 | 28,263 | 146,737 | 83.8% |
| Telephone & Utilities | 5,020 | 5,020 | 1,036 | 3,984 | 79.4% |
| Maintenance & Repair | 38,500 | 43,000 | 9,428 | 33,572 | 78.1% |
| Professional Services | 900 | 900 | - | 900 | 100.0% |
| Other Services & Charges | 14,459 | 15,459 | 1,084 | 14,375 | 93.0% |
| Other Expenses | 5,221 | 5,221 | 879 | 4,342 | 83.2% |
| Total | \$ 1,109,873 | \$ 1,109,873 | \$ 162,946 | \$ 946,927 | 85.3% |
| 4195 Hilltop Community Services | | | | | |
| Salaries | \$ 39,894 | \$ 39,894 | \$ 4,905 | \$ 34,989 | 87.7% |
| Other Salary & Supplements | 660 | 660 | 102 | 558 | 84.6% |
| Employee Benefits | 16,673 | 16,673 | 2,747 | 13,926 | 83.5% |
| Office Expense & Supplies | 2,500 | 2,325 | 905 | 1,420 | 61.1% |
| Telephone & Utilities | 600 | 600 | - | 600 | 100.0% |
| Maintenance & Repair | 300 | 300 | - | 300 | 100.0% |
| Professional Services | 5,450 | 5,450 | - | 5,450 | 100.0% |
| Other Expenses | 1,208 | 1,208 | 196 | 1,012 | 83.7% |
| Total | \$ 67,285 | \$ 67,285 | \$ 8,855 | \$ 58,430 | 86.8% |
| 4300 Social Mental Services | | | | | |
| Special Personnel Services | 43,847 | 22,561 | - | 22,561 | 100.0% |
| Other Services & Charges | 108,214 | 129,500 | - | 129,500 | 100.0% |
| Total | \$ 152,061 | \$ 152,061 | \$ - | \$ 152,061 | 0.0% |
| Total Social Services | \$ 3,216,119 | \$ 3,216,119 | \$ 373,154 | \$ 2,842,965 | 88.4% |

| | Original FY 2020 / 21 Budget | Adjusted FY 2020 / 21 Budget | Year to Date Activity | Available Balance | Percent of Budget Available |
|--|------------------------------------|------------------------------------|--------------------------|----------------------|-----------------------------------|
| Health, Safety & Sanitation | | | | | |
| 5100 Emergency Services | | | | | |
| Other Services & Charges | \$ 49,540 | \$ 49,540 | \$ 6,510 | \$ 43,030 | 86.9% |
| Total | \$ 49,540 | \$ 49,540 | \$ 6,510 | \$ 43,030 | 86.9% |
| 5105 Emergency Management | | | | | |
| Salaries | \$ 150,010 | \$ 150,010 | \$ 18,506 | \$ 131,504 | 87.7% |
| Salaries Overtime | 500 | 500 | 6,884 | (6,384) | -1276.9% |
| Other Salary & Supplements | 900 | 900 | 129 | 771 | 85.6% |
| Employee Benefits | 60,894 | 60,894 | 11,585 | 49,309 | 81.0% |
| Other Personnel Expense | - | - | 830 | (830) | 0.0% |
| Office Expense & Supplies | 4,825 | 4,825 | 2,032 | 2,793 | 57.9% |
| Food & Kitchen Expenses | 1,000 | 1,000 | 116 | 884 | 88.4% |
| Telephone & Utilities | 19,920 | 19,920 | 966 | 18,954 | 95.2% |
| Maintenance & Repair | 6,500 | 6,500 | 446 | 6,054 | 93.1% |
| Professional Services | 3,500 | 3,500 | - | 3,500 | 100.0% |
| Other Services & Charges | 31,203 | 31,203 | 100 | 31,103 | 99.7% |
| Other Expenses | 650 | 650 | - | 650 | 100.0% |
| Travel | 8,000 | 8,000 | - | 8,000 | 100.0% |
| Capital Outlay | - | - | - | - | 0.0% |
| Total | \$ 287,902 | \$ 287,902 | \$ 41,594 | \$ 246,308 | 85.6% |
| 5107 Fire Marshal | | | | | |
| Salaries | \$ 63,502 | \$ 63,502 | \$ 1,046 | \$ 62,456 | 98.4% |
| Employee Benefits | 35,083 | 35,083 | 235 | 34,848 | 99.3% |
| Office Expense & Supplies | 3,050 | 3,050 | 19 | 3,031 | 99.4% |
| Telephone & Utilities | 1,200 | 1,200 | - | 1,200 | 100.0% |
| Maintenance & Repair | 5,500 | 5,500 | - | 5,500 | 100.0% |
| Other Services & Charges | 9,525 | 9,525 | - | 9,525 | 100.0% |
| Travel | 2,000 | 2,000 | - | 2,000 | 100.0% |
| Total | \$ 119,860 | \$ 119,860 | \$ 1,301 | \$ 118,559 | 98.9% |
| 5200 911 Program | | | | | |
| Salaries | \$ 41,018 | \$ 41,018 | \$ 5,035 | \$ 35,983 | 87.7% |
| Other Salary & Supplements | 900 | 900 | 138 | 762 | 84.6% |
| Employee Benefits | 16,980 | 16,980 | 2,792 | 14,188 | 83.6% |
| Office Expense & Supplies | 523 | 523 | 22 | 501 | 95.8% |
| Telephone & Utilities | 420 | 420 | - | 420 | 100.0% |
| Maintenance & Repair | 1,100 | 1,100 | - | 1,100 | 100.0% |
| Professional Services | 700 | 700 | - | 700 | 100.0% |
| Other Services & Charges | 562 | 562 | 50 | 512 | 91.1% |
| Travel | 600 | 600 | - | 600 | 100.0% |
| Total | \$ 62,803 | \$ 62,803 | \$ 8,037 | \$ 54,766 | 87.2% |

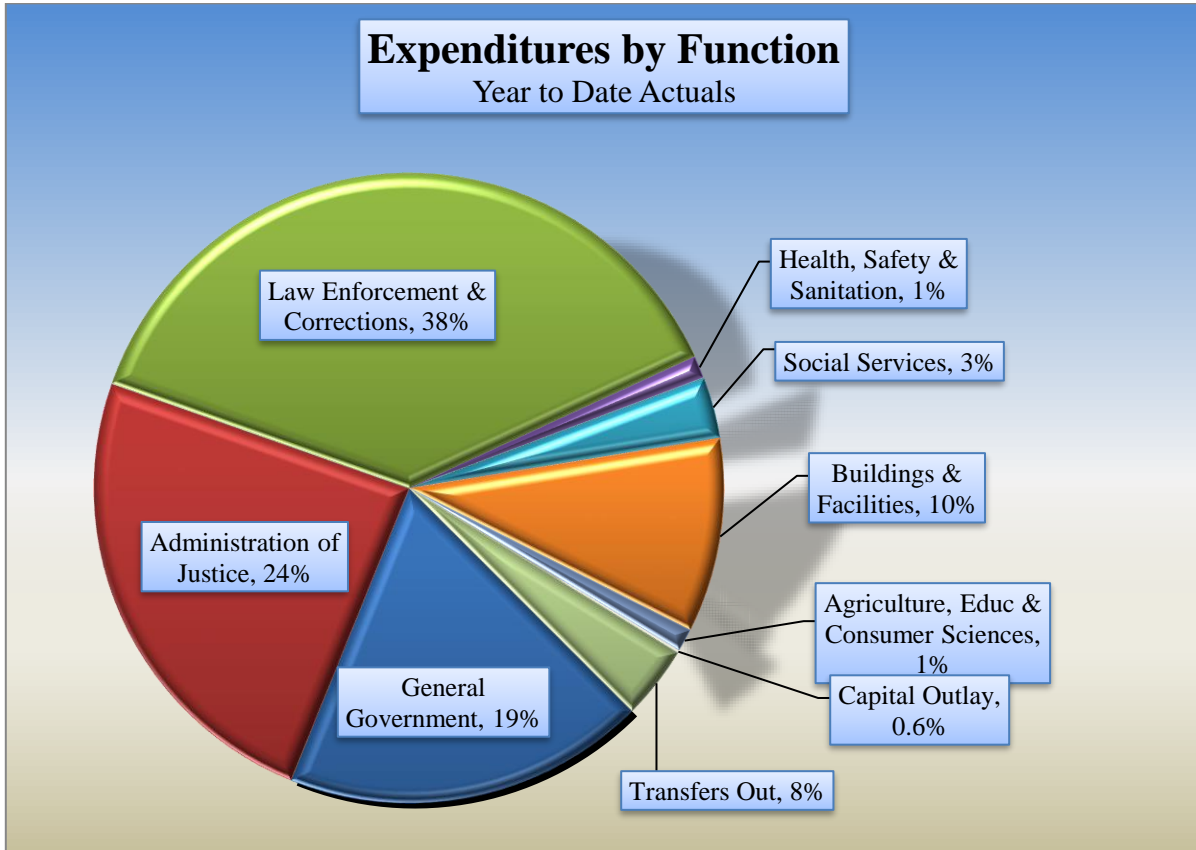
| | Original FY 2020 / 21 Budget | Adjusted FY 2020 / 21 Budget | Year to Date Activity | Available Balance | Percent of Budget Available |
|--|------------------------------------|------------------------------------|--------------------------|----------------------|-----------------------------------|
| 5220 Environmental Enforcement | | | | | |
| Salaries | \$ 75,254 | \$ 75,254 | \$ 9,251 | \$ 66,003 | 87.7% |
| Salaries Overtime | 1,000 | 1,000 | - | 1,000 | 100.0% |
| Employee Benefits | 25,865 | 25,865 | 5,815 | 20,050 | 77.5% |
| Office Expense & Supplies | 775 | 1,375 | 352 | 1,023 | 74.4% |
| Telephone & Utilities | 10,000 | 10,000 | 695 | 9,305 | 93.0% |
| Maintenance & Repair | 10,000 | 9,700 | 636 | 9,064 | 93.4% |
| Professional Services | 12,278 | 12,278 | 3,700 | 8,578 | 69.9% |
| Other Services & Charges | 11,577 | 11,277 | 75 | 11,202 | 99.3% |
| Travel | 2,088 | 2,088 | - | 2,088 | 100.0% |
| Total | \$ 148,837 | \$ 148,837 | \$ 20,525 | \$ 128,312 | 86.2% |
| 5330 Animal Control | | | | | |
| Salaries | \$ 221,395 | \$ 221,395 | \$ 27,276 | \$ 194,119 | 87.7% |
| Salaries Overtime | 6,500 | 6,500 | 652 | 5,848 | 90.0% |
| Other Salary & Supplements | 1,680 | 1,680 | 258 | 1,422 | 84.6% |
| Employee Benefits | 109,906 | 109,906 | 19,257 | 90,649 | 82.5% |
| Office Expense & Supplies | 2,750 | 2,750 | 360 | 2,390 | 86.9% |
| Food & Kitchen Expenses | 2,500 | 1,000 | - | 1,000 | 100.0% |
| Telephone & Utilities | 6,500 | 6,500 | 641 | 5,859 | 90.1% |
| Maintenance & Repair | 32,499 | 33,999 | 5,325 | 28,674 | 84.3% |
| Professional Services | 2,250 | 2,250 | 46 | 2,204 | 98.0% |
| Other Services & Charges | 22,120 | 22,120 | 1,290 | 20,830 | 94.2% |
| Other Expenses | 1,300 | 1,300 | 206 | 1,094 | 84.1% |
| Travel | 1,000 | 1,000 | - | 1,000 | 100.0% |
| Total | \$ 410,400 | \$ 410,400 | \$ 55,312 | \$ 355,088 | 86.5% |
| Total Health, Safety & Sanitation | \$ 1,079,342 | \$ 1,079,342 | \$ 133,278 | \$ 946,064 | 87.7% |

| | Original FY 2020 / 21 Budget | Adjusted FY 2020 / 21 Budget | Year to Date Activity | Available Balance | Percent of Budget Available |
|---|------------------------------------|------------------------------------|--------------------------|----------------------|-----------------------------------|
| Agriculture, Educ & Consumer Scs | | | | | |
| 6110 Agricultural Extension | | | | | |
| Salaries | \$ 138,195 | \$ 138,195 | \$ 17,033 | \$ 121,162 | 87.7% |
| Other Salary & Supplements | 54,795 | 54,795 | 8,430 | 46,365 | 84.6% |
| Employee Benefits | 71,562 | 71,562 | 10,785 | 60,777 | 84.9% |
| Office Expense & Supplies | 4,850 | 4,850 | 348 | 4,502 | 92.8% |
| Telephone & Utilities | 2,200 | 2,200 | 451 | 1,749 | 79.5% |
| Maintenance & Repair | 14,900 | 14,900 | 737 | 14,163 | 95.1% |
| Professional Services | 1,500 | 1,500 | - | 1,500 | 100.0% |
| Other Services & Charges | 6,452 | 6,452 | 158 | 6,295 | 97.6% |
| Other Expenses | 5,605 | 5,605 | 939 | 4,666 | 83.2% |
| Travel | 12,000 | 12,000 | - | 12,000 | 100.0% |
| Total | \$ 312,059 | \$ 312,059 | \$ 38,881 | \$ 273,179 | 87.5% |
| 6210 Family & Consumer Sciences | | | | | |
| Salaries | \$ 34,486 | \$ 34,486 | \$ 4,241 | \$ 30,245 | 87.7% |
| Other Salary & Supplements | 21,561 | 21,561 | 3,317 | 18,244 | 84.6% |
| Employee Benefits | 20,046 | 20,046 | 2,854 | 17,192 | 85.8% |
| Office Expense & Supplies | 2,750 | 2,750 | 152 | 2,598 | 94.5% |
| Food & Kitchen Expenses | 300 | 300 | - | 300 | 100.0% |
| Telephone & Utilities | 3,200 | 3,200 | 358 | 2,842 | 88.8% |
| Maintenance & Repair | 5,000 | 5,000 | 750 | 4,250 | 85.0% |
| Professional Services | 1,000 | 1,000 | - | 1,000 | 100.0% |
| Other Services & Charges | 802 | 802 | 210 | 592 | 73.8% |
| Other Expenses | 5,605 | 5,605 | 939 | 4,666 | 83.2% |
| Travel | 3,000 | 3,000 | - | 3,000 | 100.0% |
| Total | \$ 97,750 | \$ 97,750 | \$ 12,821 | \$ 84,929 | 86.9% |

| | Original FY 2020 / 21 Budget | Adjusted FY 2020 / 21 Budget | Year to Date Activity | Available Balance | Percent of Budget Available |
|---|------------------------------------|------------------------------------|--------------------------|----------------------|-----------------------------------|
| 6310 County Library | | | | | |
| Salaries | \$ 319,696 | \$ 319,696 | \$ 39,269 | \$ 280,427 | 87.7% |
| Other Salary & Supplements | 9,319 | 9,319 | 120 | 9,199 | 98.7% |
| Employee Benefits | 141,612 | 141,612 | 23,775 | 117,837 | 83.2% |
| Other Personnel Expense | 17,500 | 17,500 | - | 17,500 | 100.0% |
| Office Expense & Supplies | 20,250 | 20,250 | 6,242 | 14,008 | 69.2% |
| Telephone & Utilities | 2,500 | 2,500 | 236 | 2,264 | 90.5% |
| Maintenance & Repair | 8,500 | 8,500 | - | 8,500 | 100.0% |
| Professional Services | 58,000 | 58,000 | 11,338 | 46,662 | 80.5% |
| Other Services & Charges | 28,000 | 28,000 | 3,651 | 24,349 | 87.0% |
| Other Expenses | 7,561 | 7,561 | 1,218 | 6,343 | 83.9% |
| Travel | 5,500 | 5,500 | - | 5,500 | 100.0% |
| Total | <u>\$ 618,438</u> | <u>\$ 618,438</u> | <u>\$ 85,850</u> | <u>\$ 532,588</u> | <u>86.1%</u> |
| Total Agriculture, Education & Consumer Sciences | <u>\$ 1,028,247</u> | <u>\$ 1,028,247</u> | <u>\$ 137,551</u> | <u>\$ 890,696</u> | <u>86.6%</u> |
| Capital Outlay | | | | | |
| 1900 Capital Outlay | | | | | |
| Office Expense & Supplies | \$ 145,000 | \$ 145,000 | \$ 3,173 | \$ 141,827 | 97.8% |
| Maintenance & Repair | 150,000 | 150,000 | - | 150,000 | 100.0% |
| Professional Services | - | - | 10,181 | (10,181) | 0.0% |
| Reserve Appropriations | 237,695 | 237,695 | - | 237,695 | 100.0% |
| Capital Outlay | 140,000 | 140,000 | 1,431 | 138,569 | 99.0% |
| Total | <u>\$ 672,695</u> | <u>\$ 672,695</u> | <u>\$ 14,784</u> | <u>\$ 657,911</u> | <u>97.8%</u> |
| Total Capital Outlay | <u>\$ 672,695</u> | <u>\$ 672,695</u> | <u>\$ 14,784</u> | <u>\$ 657,911</u> | <u>97.8%</u> |
| Transfers Out | | | | | |
| 9110 Transfers | | | | | |
| Operating Transfers-Out | \$ 9,564,876 | \$ 9,564,876 | \$ 444,757 | \$ 9,120,119 | 95.4% |
| Total | <u>\$ 9,564,876</u> | <u>\$ 9,564,876</u> | <u>\$ 444,757</u> | <u>\$ 9,120,119</u> | <u>95.4%</u> |
| Total Transfers Out | <u>\$ 9,564,876</u> | <u>\$ 9,564,876</u> | <u>\$ 444,757</u> | <u>\$ 9,120,119</u> | <u>95.4%</u> |
| Grand Total General Fund | <u>\$ 109,873,139</u> | <u>\$ 109,873,139</u> | <u>\$ 11,818,462</u> | <u>\$ 98,054,677</u> | <u>89.2%</u> |

**Nueces County, Texas
General Fund
November 30, 2020**

**General Fund Expenditures by Function
Year to Date Actuals**



| Function | Year to Date Actuals | Percent of Total |
|---------------------------------------|-----------------------------|-------------------------|
| General Government | \$2,199,924 | 19% |
| Administration of Justice | 2,869,265 | 24% |
| Law Enforcement & Corrections | 4,461,811 | 38% |
| Health, Safety & Sanitation | 133,278 | 1% |
| Social Services | 373,154 | 3% |
| Buildings & Facilities | 1,183,938 | 10% |
| Agriculture, Educ & Consumer Sciences | 137,551 | 1% |
| Capital Outlay | 14,783 | 0% |
| Transfers Out | 444,757 | 4% |
| Total | \$11,818,461 | 100% |

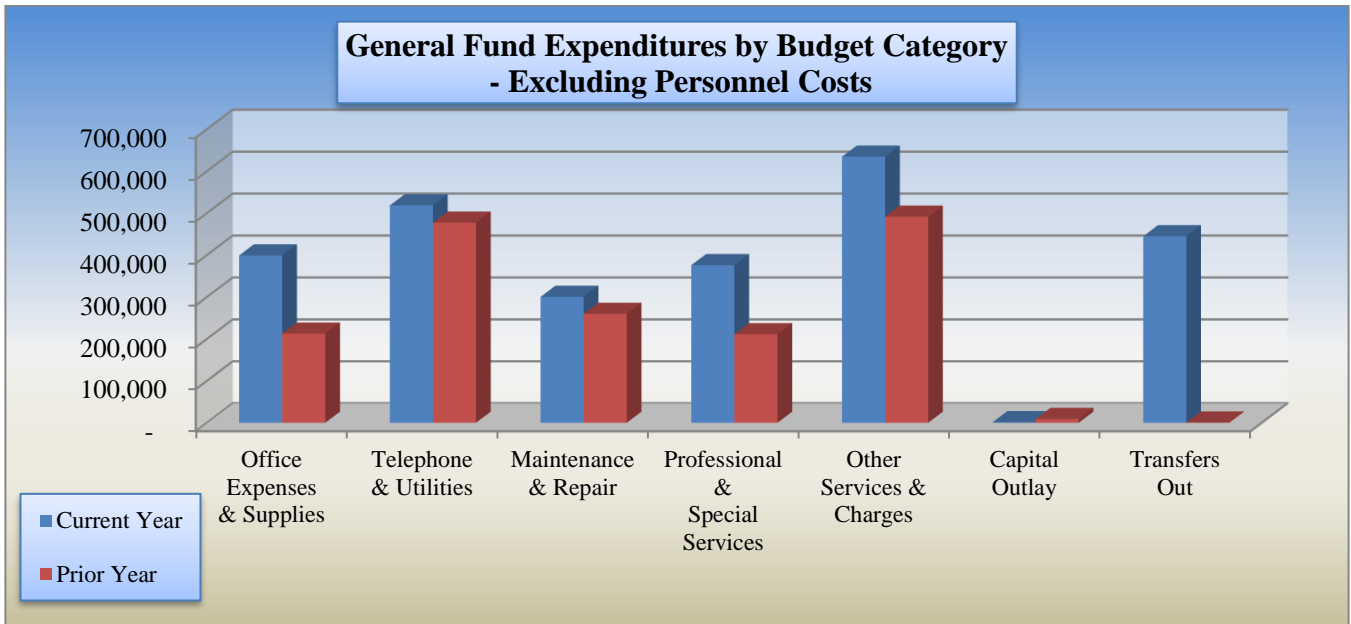
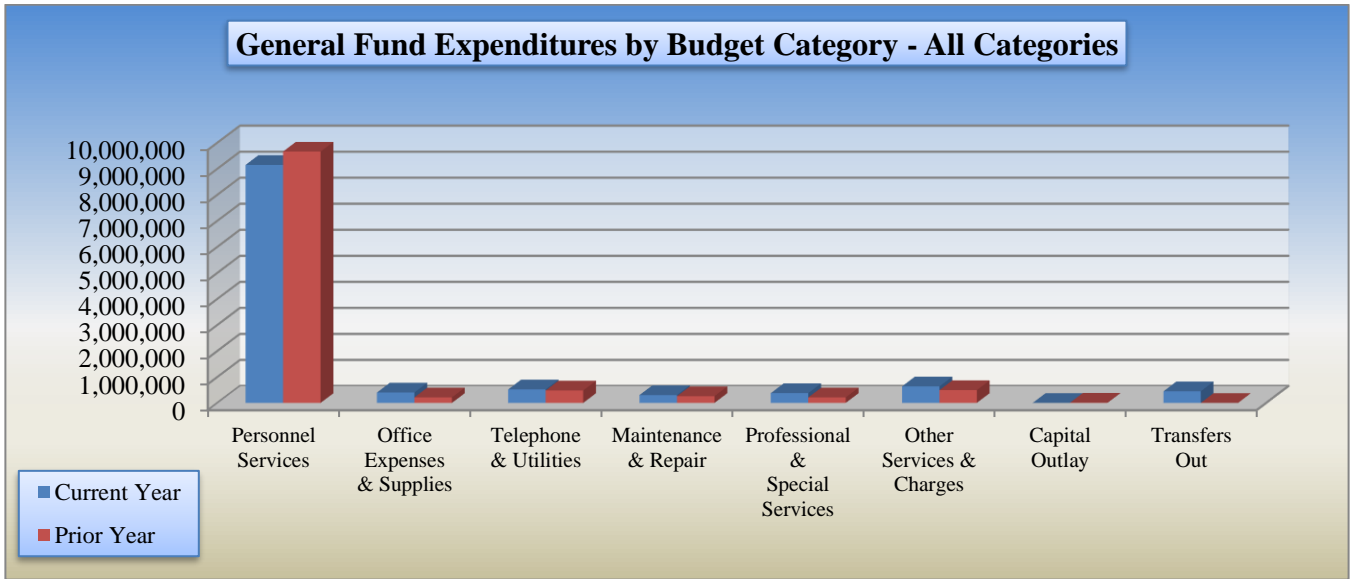
Nueces County, Texas
Comparison of Current Year to Prior Year Expenditures
General Fund
November 2020 vs November 2021

| | 2020 - 2021 Fiscal Year to Date <u>Actual</u> | 2019 - 2020 Prior Year to Date <u>Actual</u> | Increase (Decrease) | Current to Prior Year Percentage Change |
|--|--|---|--------------------------|--|
| Salaries and Supplements | \$ 5,950,099 | \$ 6,512,819 | \$ (562,720) | -8.6% |
| Employee Benefits | 3,114,393 | 3,094,965 | 19,428 | 0.6% |
| Other Personnel Expense | 79,685 | 48,131 | 31,554 | 65.6% |
| Office Expense & Supplies | 179,295 | 173,232 | 6,063 | 3.5% |
| Food & Kitchen Expenses | 219,754 | 39,324 | 180,430 | 458.8% |
| Telephone & Utilities | 518,386 | 477,132 | 41,254 | 8.6% |
| Maintenance & Repair | 300,410 | 259,633 | 40,776 | 15.7% |
| Professional Services | 208,773 | (4,857) | 213,630 | -4398.6% |
| Special Personnel Services | 166,982 | 215,995 | (49,013) | -22.7% |
| Other Services & Charges | 566,657 | 415,301 | 151,357 | 36.4% |
| Other Expense | 75,677 | 36,520 | 39,158 | 107.2% |
| Travel | (7,837) | 39,594 | (47,431) | -119.8% |
| Capital Outlay | 1,431 | 9,083 | (7,653) | -84.2% |
| Transfer to Other Funds | 444,757 | 526 | 444,231 | 84523.7% |
| Total General Fund Expenditures | \$ <u>11,818,461</u> | \$ <u>11,317,396</u> | \$ <u>501,065</u> | 4.4% |

| | Personnel Services | Office Expenses & Supplies | Telephone & Utilities | Maintenance & Repair | Professional & Special Services | Other Services & Charges | Capital Outlay | Transfers Out | Total |
|--------------|-----------------------|----------------------------------|--------------------------|-------------------------|------------------------------------|--------------------------------|-------------------|------------------|------------|
| Current Year | 9,144,177 | 399,049 | 518,386 | 300,410 | 375,755 | 634,497 | 1,431 | 444,757 | 11,818,461 |
| Prior Year | 9,655,914 | 212,556 | 477,132 | 259,633 | 211,138 | 491,414 | 9,083 | 526 | 11,317,396 |

**Nueces County, Texas
General Fund
November 30, 2020**

**General Fund 2 Year Comparison
Year to Date Actuals**



Nueces County, Texas
Statement of Expenditures Budget to Actual
Road and Bridge Fund
November 30, 2020

| | Original FY 2020/21 Budget | Adjusted FY 2020/21 Budget | Year to Date Activity | Available Balance | Percent of Budget Available |
|-------------------------------------|----------------------------------|----------------------------------|-----------------------------|----------------------|-----------------------------------|
| <u>Road & Bridge</u> | | | | | |
| Salaries | \$ 2,968,620 | \$ 2,968,620 | \$ 315,110 | \$ 2,653,510 | 89% |
| Employee Benefits | 1,224,730 | 1,224,730 | 196,377 | 1,028,353 | 84% |
| Other Personnel Expense | 10,688 | 10,688 | - | 10,688 | 100% |
| Office Expense & Supplies | 24,186 | 24,186 | 5,464 | 18,722 | 77% |
| Telephone & Utilities | 113,612 | 113,612 | 10,216 | 103,396 | 91% |
| Maint & Repair - Equip & | 395,000 | 395,000 | 56,630 | 338,370 | 86% |
| Gasoline & Fuel | 325,000 | 325,000 | 32,984 | 292,016 | 90% |
| Maint & Repair - Bldgs & | 110,000 | 110,000 | 6,096 | 103,904 | 94% |
| Maint & Repair - Roads & | 2,879,325 | 2,879,325 | 173,508 | 2,705,817 | 94% |
| Professional Services | 70,000 | 70,000 | 3,392 | 66,608 | 95% |
| Reserve Appropriations | 100,000 | 100,000 | - | 100,000 | 100% |
| Other Services & Charges | 291,879 | 291,879 | 28,209 | 263,670 | 90% |
| Other Expense | 65,023 | 65,023 | 1,480 | 63,543 | 98% |
| Travel | 6,000 | 6,000 | - | 6,000 | 100% |
| Capital Outlay | 695,000 | 695,000 | - | 695,000 | 100% |
| Operating Transfers-Out | 16,080 | 16,080 | 4,020 | 12,060 | 75% |
| Subtotal - Road & Bridge | \$ 9,295,143 | \$ 9,295,143 | \$ 833,487 | \$ 8,461,656 | 91% |
| <u>Engineering</u> | | | | | |
| Salaries | \$ 373,086 | \$ 373,086 | \$ 41,762 | \$ 331,324 | 89% |
| Salary - Department Head | 72,498 | 72,498 | 11,154 | 61,344 | 85% |
| Employee Benefits | 193,073 | 193,073 | 29,405 | 163,668 | 85% |
| Other Personnel Expense | 3,240 | 3,240 | 498 | 2,742 | 85% |
| Office Expense & Supplies | 7,550 | 7,550 | 881 | 6,669 | 88% |
| Maint & Repair -Equip & | 3,000 | 3,000 | 1,368 | 1,632 | 54% |
| Gasoline / Fuel | 3,500 | 3,500 | 522 | 2,978 | 85% |
| Professional Services | 22,966 | 22,966 | - | 22,966 | 100% |
| Other Services & Charges | 12,402 | 12,402 | 50 | 12,352 | 100% |
| Travel | 4,000 | 4,000 | - | 4,000 | 100% |
| Capital Outlay | 19,125 | 19,125 | - | 19,125 | 100% |
| Subtotal Engineering | \$ 714,440 | \$ 714,440 | \$ 85,641 | \$ 628,799 | 88% |
| Road & Bridge Operating Net | \$ 8,580,703 | \$ 8,580,703 | \$ 747,846 | \$ 7,832,857 | |
| <u>Road Right of Way</u> | | | | | |
| Professional Services | \$ - | \$ - | \$ - | \$ - | 0% |
| Other Services & Charges | - | - | - | - | 0% |
| Subtotal - Road Right of Way | \$ - | \$ - | \$ - | \$ - | 0% |
| Total Expenditures Road & Bridge | \$ 10,009,583 | \$ 10,009,583 | \$ 919,127 | \$ 9,090,456 | 91% |

Nueces County, Texas
Comparison of Current Year to Prior Year Expenditures
Road and Bridge Fund
November 2020 vs November 2021

| <u>Road & Bridge</u> | 2020 - 21 Fiscal Year to Date <u>Actual</u> | 2019 - 20 Prior Year to Date <u>Actual</u> | Increase (Decrease) | Current to Prior Year Percentage Change |
|---|--|---|--------------------------|--|
| Salaries | \$ 368,026 | \$ 351,983 | \$ 16,043 | 4.6% |
| Employee benefits | 225,782 | 214,060 | 11,722 | 5.5% |
| Other Personnel Expense | 498 | 1,330 | (832) | -62.5% |
| Office Expense & Supplies | 6,346 | 7,259 | (913) | -12.6% |
| Telephone & Utilities | 10,216 | 8,765 | 1,452 | 16.6% |
| Maintenance & Repair | 271,109 | 155,040 | 116,069 | 74.9% |
| Professional Services | 3,392 | 4,005 | (613) | -15.3% |
| Other Services & Charges | 28,259 | 11,886 | 16,372 | 137.7% |
| Other Expense | 1,480 | 685 | 794 | 115.8% |
| Transfer to Other Funds | 4,020 | 4,020 | - | 0.0% |
| Total Expenditures Road & Bridge | \$ <u>919,127</u> | \$ <u>759,033</u> | \$ <u>160,094</u> | 21.1% |

Nueces County, Texas
Statement of Expenditures Budget to Actual
Inland and Coastal Parks Fund
November 30, 2020

| | Original FY 2020/21 Budget | Adjusted FY 2020/21 Budget | Year to Date Activity | Remaining Balance | Percent of Budget Available |
|---|----------------------------------|----------------------------------|--------------------------|----------------------|-----------------------------------|
| <u>Inland Parks</u> | | | | | |
| Salaries | \$ 851,215 | \$ 911,215 | \$ 115,021 | \$ 796,194 | 87.4% |
| Employee Benefits | 436,801 | 436,801 | 81,790 | 355,011 | 81.3% |
| Office Expense & Supplies | 16,551 | 16,551 | 2,668 | 13,883 | 83.9% |
| Telephone & Utilities | 152,940 | 152,940 | 24,572 | 128,368 | 83.9% |
| Maint & Repair - Equip & Veh | 50,000 | 50,000 | 16,072 | 33,928 | 67.9% |
| Gasoline/Fuel | 55,000 | 55,000 | 7,329 | 47,671 | 86.7% |
| Maint & Repair - Bldg & Grounds | 223,499 | 156,499 | 8,597 | 147,902 | 94.5% |
| Professional Services | 10,000 | 12,000 | - | 12,000 | 100.0% |
| Other Services & Charges | 70,821 | 75,821 | 10,403 | 65,418 | 86.3% |
| Other Expense | 1,171 | 1,171 | 206 | 965 | 82.4% |
| Travel | 1,500 | 1,500 | - | 1,500 | 100.0% |
| Capital Outlay | 153,556 | 153,556 | - | 153,556 | 100.0% |
| Total Expenditures - Inland Parks | \$ 2,023,054 | \$ 2,023,054 | \$ 266,660 | \$ 1,756,394 | 86.8% |
| <u>Coastal Parks</u> | | | | | |
| Salaries | \$ 972,638 | \$ 972,638 | \$ 118,815 | \$ 853,823 | 87.8% |
| Employee Benefits | 410,574 | 410,574 | 73,217 | 337,357 | 82.2% |
| Office Expense & Supplies | 27,650 | 27,650 | 1,843 | 25,807 | 93.3% |
| Telephone & Utilities | 586,272 | 586,272 | 44,213 | 542,059 | 92.5% |
| Maint & Repair - Equip & Veh | 30,000 | 50,000 | 9,419 | 40,581 | 81.2% |
| Gasoline/Fuel | 33,000 | 33,000 | 719 | 32,281 | 97.8% |
| Maint & Repair - Bldg & Grounds | 150,000 | 150,000 | 12,219 | 137,781 | 91.9% |
| Professional Services | 70,000 | 50,000 | - | 50,000 | 100.0% |
| Special Personnel Services | 4,900 | 4,900 | - | 4,900 | 100.0% |
| Other Services & Charges | 489,137 | 489,137 | 42,302 | 446,835 | 91.4% |
| Other Expense | 188,063 | 188,063 | 1,411 | 186,652 | 99.2% |
| Travel | 4,000 | 4,000 | - | 4,000 | 100.0% |
| Capital Outlay | 104,500 | 104,500 | - | 104,500 | 100.0% |
| Subtotal - Coastal Parks | \$ 3,070,734 | \$ 3,070,734 | \$ 304,158 | \$ 2,766,576 | 90.1% |
| <u>Beach Improvements</u> | | | | | |
| Salaries | \$ 35,000 | \$ 35,000 | \$ - | \$ 35,000 | 100.0% |
| Employee Benefits | 5,000 | 5,000 | - | 5,000 | 100.0% |
| Maint & Repair - Equip & Veh | 20,000 | 20,000 | - | 20,000 | 100.0% |
| Maint & Repair - Bldg & Grounds | 20,000 | 20,000 | - | 20,000 | 100.0% |
| Professional Services | 20,000 | 20,000 | - | 20,000 | 100.0% |
| Other Expense | - | 6,500 | - | 6,500 | 100.0% |
| Contingency Appropriations | 128,186 | 115,286 | - | 115,286 | 100.0% |
| Subtotal - Beach Improvements | \$ 453,186 | \$ 446,786 | \$ - | \$ 446,786 | 100.0% |
| <u>Pier Fund</u> | | | | | |
| Salaries | \$ 81,767 | \$ 81,767 | \$ - | \$ 81,767 | 100.0% |
| Employee Benefits | 6,825 | 6,825 | - | 6,825 | 100.0% |
| Telephone & Utilities | 3,700 | 3,700 | 65 | 3,635 | 98.3% |
| Maint & Repair Bldg & Grounds | 97,500 | 97,500 | - | 97,500 | 100.0% |
| Other Services & Charges | 1,550 | 1,550 | - | 1,550 | 100.0% |
| Other Expense | - | 6,400 | - | 6,400 | 100.0% |
| Subtotal - Pier Fund | \$ 191,342 | \$ 197,742 | \$ 65 | \$ 197,677 | 100.0% |
| Total Expenditures - Coastal Parks | \$ 3,715,262 | \$ 3,715,262 | \$ 304,223 | \$ 3,411,039 | 91.8% |

Nueces County, Texas
Comparison of Current Year to Prior Year Expenditures
Inland and Coastal Parks Fund
November 2020 vs November 2021

| | 2020 - 21 Fiscal Year to Date Activity | 2019 - 20 Prior Year to Date Activity | Increase (Decrease) | Current to Prior Year Percentage Change |
|--|---|--|------------------------|--|
| <u>Inland Parks</u> | | | | |
| Salaries | \$ 115,021 | \$ 97,084 | \$ 17,937 | 18% |
| Employee Benefits | 81,790 | 65,370 | 16,420 | 25% |
| Office Expense & Supplies | 2,668 | 4,025 | (1,356) | -34% |
| Telephone & Utilities | 24,572 | 23,604 | 968 | 4% |
| Maintenance & Repair | 24,669 | 25,598 | (928) | -4% |
| Gasoline/Fuel | 7,329 | 6,779 | 550 | 8% |
| Other Services & Charges | 10,403 | 4,983 | 5,420 | 109% |
| Other Expense | 206 | 84 | 122 | 146% |
| Total Expenditures - Inland Parks | \$ 266,660 | \$ 227,527 | \$ 39,133 | 17% |
| <u>Coastal Parks</u> | | | | |
| Salaries | \$ 118,815 | \$ 102,194 | \$ 16,621 | 16% |
| Employee Benefits | 73,217 | 62,379 | 10,838 | 17% |
| Office Expense & Supplies | 1,843 | 2,897 | (1,054) | -36% |
| Telephone & Utilities | 44,213 | 38,568 | 5,645 | 15% |
| Maintenance & Repair | 22,357 | 32,856 | (10,499) | -32% |
| Professional Services | - | 301 | (301) | -100% |
| Other Services & Charges | 42,302 | 24,119 | 18,183 | 75% |
| Other Expense | 1,411 | 710 | 702 | 99% |
| Subtotal - Coastal Parks | \$ 304,158 | \$ 264,023 | \$ 40,135 | 15% |
| <u>Beach Improvements</u> | | | | |
| Subtotal - Beach Improvements | \$ - | \$ - | \$ - | 0% |
| <u>Pier Fund</u> | | | | |
| Salaries | \$ - | \$ 5,415 | \$ (5,415) | -100% |
| Employee Benefits | - | 442 | (442) | -100% |
| Telephone & Utilities | 65 | 328 | (263) | -80% |
| Maint & Repair Bldg & Grounds | - | 7,912 | (7,912) | -100% |
| Other Services & Charges | - | 35 | (35) | -100% |
| Subtotal - Pier Fund | \$ 65 | \$ 14,133 | \$ (14,069) | -100% |
| Total Expenditures Coastal Parks | \$ 304,223 | \$ 278,156 | \$ 26,067 | 9% |

Nueces County, Texas
Statement of Expenditures Budget to Actual
Airport Fund
November 30, 2020

| | Original FY 2020/21 Budget | Adjusted FY 2020/21 Budget | Year to Date Activity | Balance | Percent of Budget Available |
|---|----------------------------------|----------------------------------|-----------------------------|-------------------|-----------------------------------|
| Airport | | | | | |
| Salaries | \$ 43,909 | \$ 43,909 | \$ 5,398 | \$ 38,511 | 87.7% |
| Employee Benefits | 19,100 | 19,100 | 3,354 | 15,746 | 82.4% |
| Other Personnel Expense | 1,440 | 1,440 | 222 | 1,218 | 84.6% |
| Office Expense & Supplies | 4,500 | 3,274 | 148 | 3,126 | 95.5% |
| Telephone & Utilities | 33,748 | 33,748 | 3,382 | 30,366 | 90.0% |
| Maintenance & Repair - Equipment & Vehicles | 2,000 | 5,226 | 2,826 | 2,400 | 45.9% |
| Gasoline/Fuel | 2,000 | 2,000 | 41 | 1,959 | 98.0% |
| Maintenance & Repair - Bldg & Grounds | | 29,109 | 3,145 | 25,964 | 89.2% |
| | 29,109 | | | | |
| Professional Services | 6,785 | 5,785 | - | 5,785 | 100.0% |
| Contingency Appropriations | 29,924 | 29,924 | - | 29,924 | 100.0% |
| Other Services & Charges | 15,897 | 15,897 | 1,512 | 14,386 | 90.5% |
| Other Expense | 1,319 | 1,319 | 210 | 1,109 | 84.1% |
| Travel | 2,000 | 1,000 | - | 1,000 | 100.0% |
| Capital Outlay | 10,000 | 10,000 | - | 10,000 | 100.0% |
| Transfer to Other Funds | 50,000 | 50,000 | - | 50,000 | 100.0% |
| Total Expenditures Airport | \$ 251,731 | \$ 251,731 | \$ 20,237 | \$ 231,494 | 92.0% |

Nueces County, Texas
Comparison of Current Year to Prior Year Expenditures
Airport Fund
November 2020 vs November 2021

| | 2020 - 21 Fiscal Year to Date Actual | 2019 - 20 Prior Year to Date Actual | Increase (Decrease) | Current to Prior Year Percentage Change |
|---|---|--|------------------------|--|
| Airport | | | | |
| Salaries | \$ 5,398 | \$ 6,624 | \$ (1,226) | -18.5% |
| Employee Benefits | 3,354 | 3,534 | (180) | -5.1% |
| Other Personnel Expense | 222 | 222 | - | 0.0% |
| Office Expense & Supplies | 148 | 180 | (32) | -17.8% |
| Telephone & Utilities | 3,382 | 3,164 | 218 | 6.9% |
| Maintenance & Repair - Equipment & Vehicles | | | | |
| | 2,826 | - | 2,826 | 0.0% |
| Maintenance & Repair - Bldg & Grounds | | | | |
| | 3,145 | 2,659 | 487 | 18.3% |
| Other Services & Charges | 1,512 | 840 | 672 | 79.9% |
| Other Expense | 210 | 97 | 113 | 116.2% |
| Total Expenditures Airport | \$ 20,237 | \$ 17,320 | \$ 2,917 | 16.8% |

Nueces County, Texas
Commissioners Court – Special Revenue
November 30, 2020

| | Original FY 2020/21 Budget | Adjusted FY 2020/21 Budget | Year to Date Activity | Available Balance |
|---|----------------------------------|----------------------------------|-----------------------------|----------------------|
| <u>County Judge - Department 0136</u> | | | | |
| 5300 Professional Services Expense | \$ 30,000 | \$ 94,905 | \$ 7,500 | \$ 87,405 |
| 5305 Administrative & Consultant Fees | - | - | 2,284 | (2,284) |
| 5350 Contingency Appropriation | 379,339 | 330,001 | - | 330,001 |
| 5410 Other Services & Charges | 20,000 | - | - | - |
| 5540 Travel Expenses | - | 4,433 | - | 4,433 |
| Total Expenditures | \$ 429,339 | \$ 429,339 | \$ 9,784 | \$ 419,555 |
| <u>Commissioner Precinct 1 - Department 1387</u> | | | | |
| 5350 Contingency Appropriation | \$ 451,557 | \$ 451,557 | \$ - | \$ 451,557 |
| 5410 Other Services & Charges | 20,000 | 20,000 | - | 20,000 |
| Total Expenditures | \$ 471,557 | \$ 471,557 | \$ - | \$ 471,557 |
| <u>Commissioner Precinct 2 - Department 0137</u> | | | | |
| 5132 Salaries - Supplemental Pay | \$ - | \$ 600 | \$ 600 | \$ - |
| 5150 Employee Benefits | - | 133 | 135 | (2) |
| 5210 Office Expense & supplies | 15,000 | 15,000 | - | 15,000 |
| 5220 Food & Kitchen Expense | - | - | 114 | (114) |
| 5240 Maint & Repair-Equip & Vehicle | - | 9,293 | 2,625 | 6,668 |
| 5300 Professional Services Expense | - | 10,974 | 10,974 | - |
| 5350 Contingency Appropriation | 94,457 | 73,457 | - | 73,457 |
| 5410 Other Services & Charges | 45,000 | 45,000 | 4,850 | 40,150 |
| 5610 Capital Outlay | 25,000 | 25,000 | 2,498 | 22,502 |
| Total Expenditures | \$ 179,457 | \$ 179,457 | \$ 21,795 | \$ 157,662 |
| <u>Commissioner Precinct 2 - Department 1300</u> | | | | |
| 5350 Contingency Appropriation | \$ 3,554 | \$ 3,554 | \$ - | \$ 3,554 |
| Total Expenditures | \$ 3,554 | \$ 3,554 | \$ - | \$ 3,554 |
| <u>Commissioner Precinct 3 - Department 1388</u> | | | | |
| 5350 Contingency Appropriation | \$ 363,567 | \$ 363,517 | \$ - | \$ 363,517 |
| 5410 Other Services & Charges | 20,000 | 20,050 | - | 20,050 |
| Total Expenditures | \$ 433,567 | \$ 433,567 | \$ - | \$ 433,567 |
| <u>Commissioner Precinct 4 - Department 0138</u> | | | | |
| 5350 Contingency Appropriation | \$ 189,213 | \$ 178,713 | \$ - | \$ 178,713 |
| 5410 Other Services & Charges | 20,000 | 30,500 | - | 30,500 |
| Total Expenditures | \$ 209,213 | \$ 209,213 | \$ - | \$ 209,213 |
| Total | \$ 1,726,687 | \$ 1,726,687 | \$ 31,579 | \$ 1,695,108 |

Nueces County, Texas
Commissioners Court - Diabetes Funds
For the 2 Months Ended November 30, 2020

| | | |
|---|------------------------------------|-------------------------|
| County Judge Diabetic Fund - Project 511005 | | |
| | FY 20 - 21 Appropriations | \$ <u>10,000</u> |
| | Total Diabetes Expenses | <u>-</u> |
| | Available Balance | \$ <u>10,000</u> |
| | | |
| Commissioner Precinct 1 - Project 511001 | | |
| | FY 20 - 21 Appropriations | \$ 10,000 |
| 5443 | Interlocal Agreement | <u>-</u> |
| | Total Diabetes Expenses | <u>-</u> |
| | Available Balance | \$ <u>10,000</u> |
| | | |
| Commissioner Precinct 2 - Project 511002 | | |
| | FY 20 - 21 Appropriations | \$ <u>10,000</u> |
| | Total Diabetes Expenses | <u>-</u> |
| | Available Balance | \$ <u>10,000</u> |
| | | |
| Commissioner Precinct 3 - Project 511003 | | |
| | FY 20 - 21 Appropriations | \$ <u>10,000</u> |
| | Total Diabetes Expenses | <u>-</u> |
| | Available Balance | \$ <u>10,000</u> |
| | | |
| Commissioner Precinct 4 - Project 511004 | | |
| | FY 20 - 21 Appropriations | \$ 10,000 |
| | Total Diabetes Expenses | <u>-</u> |
| | Available Balance | \$ <u>10,000</u> |
| | | |
| | Total Annual Diabetes Fund | \$ 50,000 |
| | Total Year-to-Date Expenses | <u>-</u> |
| | Available Balance | \$ <u><u>50,000</u></u> |

Nueces County, Texas
Commissioners Court - RTA Funds
November 30, 2020

| Project Code | Description | Adjusted Budget | Prior Years Expenditure | Current Year Expenditure | Current Encumbrance | RTA Budget Balance |
|--------------------------------|-----------------------|--------------------|-------------------------------|--------------------------------|------------------------|--------------------------|
| County Judge | | | | | | |
| 130900 | County Judge | - | 25,000 | - | - | (25,000) |
| | County Judge | - | 25,000 | - | - | (25,000) |
| Commissioner Precinct 1 | | | | | | |
| 130901 | Commissioner Precinct | - | - | - | - | - |
| | Commissioner Precinct | - | - | - | - | - |
| Commissioner Precinct 2 | | | | | | |
| 130902 | Commissioner Precinct | - | - | - | - | - |
| | Commissioner Precinct | - | - | - | - | - |
| Commissioner Precinct 3 | | | | | | |
| 130903 | Commissioner Precinct | - | 74,625 | - | - | (74,625) |
| | Commissioner Precinct | - | 74,625 | - | - | (74,625) |
| Commissioner Precinct 4 | | | | | | |
| 130904 | Commissioner Precinct | - | 134,170 | - | - | (134,170) |
| | Commissioner Precinct | - | 134,170 | - | - | (134,170) |
| Total RTA Funds | | - | 233,794 | - | - | (233,794) |

SCHEDULES
(Unaudited)

Nueces County, Texas
Statement of Transfers In and Out by Fund
November 30, 2020

| | Transfers In | Transfers Out |
|------------------------------------|--------------|---------------|
| <u>General Fund</u> | | |
| Inland Park Fund | - | 435,000 |
| Road Fund | - | 2,162 |
| Special Revenue Fund | - | 7,595 |
| <u>Road Fund</u> | | |
| Airport Fund | - | 4,020 |
| General Fund | 2,162 | - |
| <u>Special Revenue Fund</u> | | |
| General Fund | 7,595 | - |
| Main Grant Fund | - | 6,714 |
| <u>Airport Fund</u> | | |
| Road Fund | 4,020 | - |
| <u>Inland Parks Fund</u> | | |
| General Fund | 435,000 | - |
| <u>Main Grant Fund</u> | | |
| Main Grant Fund | 54,519 | 54,519 |
| Special Revenue Fund | 6,714 | - |
| Total Financing Uses | \$ 510,010 | \$ 510,010 |

**Nueces County, Texas
Capital Projects Budget to Actual
November 30, 2020**

| Project Code | Description | Adjusted Project Budget | Prior Years Expenditures | Current Year Expenditures | Capitol Project Budgets Balance |
|--------------------------------|--------------------------------|-------------------------------|--------------------------------|---------------------------------|---------------------------------------|
| County Judge | | | | | |
| 19193000 | Airport Improvements | \$585,093 | \$427,478 | \$- | \$157,615 |
| 19193004 | Envir, Planning, & Mitigation | 150,000 | 16,576 | - | 133,424 |
| 19193005 | TX DOT-Airport Fuel Fclty-Mtch | 366,805 | - | - | 366,805 |
| 19213000 | County Judge | - | - | - | - |
| 19213001 | Courthouse/Cyber Security | 369,804 | 290,328 | - | 79,476 |
| 19233001 | Arprt Exp & Imprv-Bldngs | 473,671 | 1,904 | - | 471,767 |
| 19233100 | Arprt Exp & Imprv-Rd&Rwy | 320,245 | 8,100 | 218 | 311,928 |
| 19237001 | Bob Hall Pier Inspection | 114,907 | 114,907 | - | - |
| 19237002 | CDBG-MIT GLO Match | 500,000 | - | - | 500,000 |
| 19010500 | Capital Proj Fund (Co Judge) | 146,812 | 146,812 | - | - |
| County Judge | | \$3,027,337 | \$1,006,105 | \$218 | \$2,021,015 |
| Commissioner Precinct 1 | | | | | |
| 19152502 | Precinct 1 Channel Maintenance | \$487,537 | \$487,537 | \$- | \$- |
| 19172032 | Hazel Bazmr Capital Plagrđ Eqp | 61,191 | - | - | 61,191 |
| 19194002 | LBasell Youth Sports Complex | 1,000,000 | 689,667 | - | 310,333 |
| 19194004 | Hazel Bazmr-Eng Desgn Dog Park | 20,142 | - | - | 20,142 |
| 19194005 | Hazel Bazmr Capital Plagrđ Eqp | 50,765 | - | - | 50,765 |
| 19211027 | Hazel Bazmr-Eng Desgn Dog Park | 26,858 | - | - | 26,858 |
| 19214000 | Commissioner Pct 1 | 301,270 | - | - | 301,270 |
| 19214001 | Haven Park | 125,000 | 114,052 | - | 10,948 |
| 19010600 | Capital Proj Fund (Pct 1) | 313,739 | 137,855 | - | 175,884 |
| 19010601 | TPW Boat Ramp | 86,261 | 1,059 | - | 85,202 |
| Commissioner Precinct 1 | | \$2,072,762 | \$1,291,255 | \$- | \$781,506 |
| Commissioner Precinct 2 | | | | | |
| 19152503 | Precinct 2 Channel Maintenance | \$236,986 | \$236,986 | \$- | \$0 |
| 19195000 | Commissioner PCT 2 ('15 CO) | 66,120 | - | - | 66,120 |
| 19195002 | Amistad Veterans Memorial Park | 250,000 | 185,064 | - | 64,936 |
| 19195003 | Bishop Library Renovations | 358,462 | 358,462 | - | - |
| 19195005 | Petronila Retention Pond | 750,000 | 38,948 | - | 711,052 |
| 19195006 | Road Improvements | 1,050,000 | 542,961 | - | 507,039 |
| 19195007 | Bishop Bldg Re-Roofing | 21,339 | 21,339 | - | - |
| 19215000 | Commissioner Pct 2 ('16 CO) | 103,815 | - | - | 103,815 |
| 19215001 | Tierra Grande Drainage Study | 41,240 | 41,240 | - | - |
| 19215002 | Bush Street Facility Fence | 116,170 | 116,170 | - | - |
| 19010700 | Capital Proj Fund (Pct 2) | 339,308 | 129,010 | - | 210,298 |
| 19010701 | Mobile Emergency Oper. Center | 51,948 | 35,839 | 10,000 | 6,109 |
| 19010702 | Belk Lane Drainage | 24,004 | - | - | 24,004 |
| Commissioner Precinct 2 | | \$3,409,392 | \$1,706,018 | \$10,000 | \$1,693,374 |

**Nueces County, Texas
Capital Projects Budget to Actual
November 30, 2020**

| Project Code | Description | Adjusted Project Budget | Prior Years Expenditures | Current Year Expenditures | Capitol Project Budgets Balance |
|---|---|-------------------------------|--------------------------------|---------------------------------|---------------------------------------|
| Commissioner Precinct 3 | | | | | |
| 19152504 | Prc 3 Channel Maintenance | \$688,154 | \$688,154 | \$- | \$- |
| 19159002 | CR 36 Improvements ('04 CO) | 46,463 | 46,463 | - | - |
| 19196000 | Commissioner Pct 3 ('15 CO) | - | - | - | - |
| 19196002 | CR 36 Improvments ('15 CO) | 1,701,352 | 1,701,352 | - | - |
| 19216000 | Commissioner Pct 3 | 502,660 | - | - | 502,660 |
| 19216001 | Berlanga FEMA Repairs | 298,167 | 298,167 | - | - |
| 19216002 | Agua Dulce Baseball Improvemnt | 39,510 | 39,510 | - | - |
| 19010800 | Capital Proj Fund(Pct 3) | 400,000 | - | - | 400,000 |
| | Commissioner Precinct 3 | \$3,676,306 | \$2,773,646 | \$- | \$902,660 |
| Commissioner Precinct 4 | | | | | |
| 19150101 | I.B. Magee RV Park Improvement ('04 CO) | \$138,426 | \$138,426 | \$- | \$- |
| 19197001 | I.B. Magee Park ('15 CO) | 949,297 | 949,297 | - | - |
| 19197002 | Padre Balli Park Imp ('15 CO) | 1,156,203 | 1,156,203 | - | 0 |
| 19197005 | Parker Pool-Flour Bluff ('15 CO) | 175,000 | 159,004 | - | 15,995 |
| 19197007 | CR 43 Improvements | - | - | - | - |
| 19197008 | CR 33 Improvements | 378,744 | 205,880 | - | 172,864 |
| 19197009 | London Drainage | 200,000 | - | - | 200,000 |
| 19197010 | Port A Observation Deck ('15 CO) | 1,250,000 | 36,399 | - | 1,213,601 |
| 19197011 | Padre Balli-Shower/Rstrm ADA | 44,555 | 44,555 | - | - |
| 19210006 | Padre Balli Park Imp ('16 CO) | 150,000 | 150,000 | - | - |
| 19217000 | Commissioner Pct. 4 | 391,848 | - | - | 391,848 |
| 19217002 | Parker Pool - Flour Bluff ('16 CO) | 52,097 | 52,097 | - | - |
| 19217003 | Mobile messaging board | 15,277 | 15,277 | - | - |
| 19217004 | Port A Observation Deck ('16 CO) | 54,475 | - | - | 54,475 |
| 19217005 | Signage for I.B. Magee Park | 1,155 | - | - | 1,155 |
| 19010400 | Rd Dist IV Projects | 5,785,686 | 4,141,213 | - | 1,644,473 |
| 19010401 | I.B. Magee Park | 1,954,464 | 1,933,232 | - | 21,231 |
| 19010402 | Padre Balli Park Imp | 327,190 | 327,190 | - | - |
| 19010900 | Capital Proj Fund (Pct 4) | 279,451 | 200,000 | - | 79,451 |
| 19010901 | Mngmt Servcs I.B. Magee | 65,250 | 53,156 | - | 12,094 |
| 19010902 | Bob Hall Pier-ADA Ramp Upgrade | 12,460 | 12,460 | - | - |
| 19010903 | Parker Pool - Flour Bluff | - | - | - | - |
| | Commissioner Precinct 4 | \$13,421,579 | \$9,574,392 | \$- | \$3,847,187 |
| Fairgrounds Upgrades & Repairs | | | | | |
| 19013800 | Arena HVAC System | \$718,611 | \$655,206 | \$- | \$63,404 |
| 19013801 | FEMA-RMB Farigrounds Match | 31,389 | - | - | 31,389 |
| | Fairgrounds Upgrades & Repairs | \$750,000 | \$655,206 | \$- | \$94,794 |
| Main Jail Renovations | | | | | |
| 19013100 | Jail Water Pump | \$24,000 | \$11,200 | \$- | \$12,800 |
| 19014500 | Sheriff / Jail Fence & Gate | 29,975 | 29,975 | - | - |
| 19015600 | Cnty Jail Kitchen Area Plumbng | 92,796 | - | - | 92,796 |
| | Main Jail Renovations | \$146,771 | \$41,175 | \$- | \$105,596 |

**Nueces County, Texas
Capital Projects Budget to Actual
November 30, 2020**

| Project Code | Description | Adjusted Project Budget | Prior Years Expenditures | Current Year Expenditures | Capitol Project Budgets Balance |
|---------------------------------------|---------------------------------------|-------------------------------|--------------------------------|---------------------------------|---------------------------------------|
| McKinzie Jail Renovations | | | | | |
| 19170003 | McKinzie Annex Expansion (07) | \$100,000 | \$100,000 | \$- | \$- |
| 19174013 | McKinzie Annex Fire Alarm | 450,000 | 447,163 | - | 2,838 |
| 19191000 | McKinzie Annex Expansion (15) | 2,228,331 | 2,226,681 | - | 1,650 |
| 19210003 | McKinzie Annex Expansion (16) | 274,433 | 227,446 | - | 46,987 |
| 19210008 | McKinzie Annex Fire Alarm (16) | 838,272 | 775,271 | - | 63,001 |
| 19231190 | Mkz Annex Evidnce Str Rm | 102,347 | - | - | 102,347 |
| | McKinzie Jail Renovations | \$3,993,383 | \$3,776,561 | \$- | \$216,822 |
| Information Technology Systems | | | | | |
| 19170004 | Jail Management (07) | \$265,518 | \$265,518 | \$- | \$- |
| 19178001 | Case Management System | 5,735,000 | 5,691,595 | - | 43,405 |
| 19178005 | Website System Upgrade | 257,306 | 257,306 | - | (0) |
| 19178019 | IP Telephone System | 1,296,372 | 1,187,194 | - | 109,178 |
| 19178023 | Network Audio/Video Upgrade | 84,404 | 84,404 | - | - |
| 19218002 | Dist. Clerk Redaction | 50,033 | - | - | 50,033 |
| 19218003 | Social Service Mgmt Software | 109,955 | 109,955 | - | - |
| 19218004 | Tax Office Queuing System | 100,000 | - | 3,274 | 96,726 |
| 19218005 | Jail Management (16) | 1,330,000 | 1,224,405 | - | 105,595 |
| 19218006 | IT Switch Upgrade | 150,000 | 18,285 | - | 131,715 |
| 19218007 | Document Management Systems | 19,688 | 19,688 | - | - |
| 19218008 | Datacenter Server Replacement | 70,000 | - | - | 70,000 |
| 19218009 | Network Awareness Software | 95,000 | 62,608 | - | 32,392 |
| 19218022 | WiFi Replacement & Upgrade | 77,309 | 77,309 | - | - |
| 19228000 | IT Unallocated (17) | 53,327 | - | - | 53,327 |
| 19228001 | IT Cloud | 346,673 | 337,073 | - | 9,600 |
| 19231252 | FAIRGROUNDS FIREWALL | 43,261 | 42,044 | - | 1,217 |
| 19231253 | Fairgrounds-Future Needs/Upgrd | 146,192 | 896 | 336 | 144,960 |
| 19238001 | Software as a Service | 117,099 | 37,867 | - | 79,232 |
| 19238002 | LAN-CIP Project Mngr | 1,174,423 | 65,230 | 12 | 1,109,180 |
| 19015400 | Odyssey SAAS Upgrade | 214,000 | - | - | 214,000 |
| | Information Technology Systems | \$11,736,839 | \$9,481,377 | \$3,622 | \$2,251,840 |
| ADA Improvements | | | | | |
| 19190005 | Hilltop/Bill Bode ADA Imp (15) | \$94,258 | \$94,258 | \$- | \$- |
| 19192000 | ADA Improvements | 2,233,851 | 1,855,002 | - | 378,849 |
| 19192001 | Bishop Bldg ADA Imp (15) | 185,670 | 145,151 | 34,449 | 6,071 |
| 19192002 | Banquete Bldg ADA Imp | 129,820 | 21,031 | - | 108,789 |
| 19192003 | Berlanga Bldg ADA Imp | 110,247 | - | - | 110,247 |
| 19192004 | Ag Dul Bldg/Fire Station ADA | 203,490 | 197,131 | 6,359 | (0) |
| 19212001 | Courthouse ADA Improvements | 4,244,883 | 288,607 | - | 3,956,276 |
| 19212002 | Hilltop/Bill Bode ADA Imp (16) | 1,580,094 | 1,579,312 | - | 782 |
| 19212004 | Polston Bldg ADA Imp | 291,802 | - | - | 291,802 |
| 19212006 | Robstown Comm ADA Imp | 221,568 | - | - | 221,568 |
| 19212010 | Bishop Comm ADA Imp (16) | 109,820 | 15,403 | - | 94,417 |
| 19222000 | ADA Unallocated | 1,000,000 | - | - | 1,000,000 |
| 19013700 | ADA Upgrades | 222,355 | 222,355 | - | - |
| | ADA Improvements | \$10,627,858 | \$4,418,250 | \$40,808 | \$6,168,800 |

**Nueces County, Texas
Capital Projects Budget to Actual
November 30, 2020**

| Project Code | Description | Adjusted Project Budget | Prior Years Expenditures | Current Year Expenditures | Capitol Project Budgets Balance |
|-----------------------------------|-----------------------------------|-------------------------------|--------------------------------|---------------------------------|---------------------------------------|
| Road Bridge & Drainage | | | | | |
| 19219000 | Road, Bridge & Drainage | \$1,000,000 | \$10,781 | \$- | \$989,219 |
| 19229000 | R & B Unallocated | 200,000 | 200,000 | - | - |
| 19239501 | Drainage Master Plan | 189,000 | 39,922 | - | 149,078 |
| 19239502 | NB Environmental Srvy Phase 1 | 238,183 | 36,896 | 12,299 | 188,989 |
| | Road Bridge & Drainage | \$1,627,183 | \$287,599 | \$12,299 | \$1,327,286 |
| Buildings & Facilities | | | | | |
| 19151127 | Bishop Re-Roof | \$18,582 | \$18,582 | \$- | \$- |
| 19151128 | 5th Floor Bldg. Renovatn (04) | 57,785 | 55,150 | - | 2,635 |
| 19172031 | Enrg Svngs Prjct/ Mobil Fee | 59,418 | - | - | 59,418 |
| 19191001 | 5th Floor Bldg. Engineering 15 | 18,112 | 18,112 | - | - |
| 19191002 | Enrg Svngs Prjct/ Mobil Fee | 369,935 | - | - | 369,935 |
| 19191475 | Calderon Bldg Cooling Tower | 33,477 | 33,477 | - | - |
| 19211000 | Building & Facility Renovation | 6,200 | 4,580 | - | 1,620 |
| 19211001 | Courthouse Skylight Replace | - | - | - | - |
| 19211003 | Waco St - Emergency Gen | 830,705 | 216,619 | - | 614,086 |
| 19211004 | Hilltop Roof Replacement | 990,820 | 82,355 | - | 908,465 |
| 19211005 | Robstown Comm. Center Reparis | 65,000 | - | - | 65,000 |
| 19211006 | Berlanga Bldg Repair | 55,000 | - | - | 55,000 |
| 19211014 | Web Based Control HVAC | 281,698 | 277,448 | - | 4,250 |
| 19211017 | Evidence Room | 21,377 | 16,033 | - | 5,344 |
| 19211018 | 4-Yard Improvements | 49,517 | 49,517 | - | - |
| 19211019 | Architect/Engineer Services | 144,880 | 58,200 | - | 86,680 |
| 19211020 | Bill Bode Bldg-Roof Replacmnt | 60,500 | - | 60,500 | - |
| 19211021 | 4Yrd Trng Rm Improvements | 10,800 | 10,800 | - | - |
| 19211022 | Robstown Yard Improvements | 30,828 | 30,828 | - | - |
| 19211023 | Fallen Heroes Memorial Garden | 47,000 | 47,000 | (47,000) | 47,000 |
| 19211024 | Hazel Bazemore Pk Improvements | 347,410 | - | - | 347,410 |
| 19211025 | Hazel Bazemore Pk Rstrm Fclty | 61,770 | - | - | 61,770 |
| 19211026 | Enrg Svngs Prjct/ Mobil Fee | 749,092 | - | - | 749,092 |
| 19221501 | Enrg Svngs Prjct/ Mobil Fee | 77,243 | - | - | 77,243 |
| 19231009 | Enrg Svngs Prjct/ Mobil Fee | 5,250,692 | - | - | 5,250,692 |
| 19231010 | ABM Enrgy Savings Proj-Unalloc | 1,940,872 | - | - | 1,940,872 |
| 19231221 | Juvenile Fire Alarm Panels | 140,000 | 140,000 | - | - |
| 19231565 | Medical Examiner Facility Plan | 697,510 | 118,872 | (1,114) | 579,752 |
| 19231975 | IB Magee Multipurpose Building | 1,541,118 | - | - | 1,541,118 |
| 19231976 | IB Magee Temp Ofc Bldg | 50,000 | 18,412 | 1,860 | 29,728 |
| 19231977 | New Hilltop Comm Ctr Fclty | 270,608 | - | - | 270,608 |
| 19014200 | Sr Comm Services (Roof) | 35,000 | 27,450 | - | 7,550 |
| 19014220 | Bill Bode Bldg-Roof Replacmnt | 38,149 | - | 36,140 | 2,008 |
| 19014300 | Berlanga Sr Bldg (Repairs) | 50,000 | 6,194 | - | 43,806 |
| 19014400 | 4-Yard Improvements | 199,533 | 195,258 | - | 4,275 |
| 19014401 | 4-Yard Fence | 23,480 | - | - | 23,480 |
| 19015000 | Bishop Bldg. Emer Generator | 28,946 | 28,946 | - | - |
| | Buildings & Facilities | \$14,653,056 | \$1,453,831 | \$50,387 | \$13,148,838 |

Nueces County, Texas
Capital Projects Budget to Actual
November 30, 2020

| Project Code | Description | Adjusted Project Budget | Prior Years Expenditures | Current Year Expenditures | Capitol Project Budgets Balance |
|----------------------------|------------------------------------|-------------------------------|--------------------------------|---------------------------------|---------------------------------------|
| County Parks | | | | | |
| 19153328 | Amistad Park Walking Trail | \$10,001 | \$- | \$- | \$10,001 |
| 19153402 | Hazel Bazemore Park Imp. | 54,293 | - | - | 54,293 |
| 19221000 | Inland Park Repairs Unallocate | 266,189 | - | - | 266,189 |
| 19012100 | Hazel Bazemore Clean-up | 451,754 | 451,754 | - | - |
| 19012110 | Hazel Bazemore Pk Improvements | 52,075 | - | - | 52,075 |
| 19015500 | Conrad Blucher Shoreline Survey | 426,282 | - | - | 426,282 |
| | County Parks | \$1,260,593 | \$451,754 | \$- | \$808,839 |
| Individual Projects | | | | | |
| 19190000 | 2015 Certificate of Obligation | \$238,902 | \$238,902 | \$- | \$- |
| 19201000 | Harbor Bridge Project | 12,000,000 | 12,000,000 | - | - |
| 19210000 | 2016 Certificate of Obligation | 259,576 | 259,576 | - | - |
| 19220000 | 2017 CO Unallocated | 3,231,260 | 3,231,260 | - | - |
| 19230000 | 2019 Tax Note Unallocated | 309,732 | 309,732 | - | - |
| 19231001 | Courthouse/Jail Chiller Proj | 1,825,191 | 1,749,769 | (14,771) | 90,193 |
| 19231002 | Bishop Building Re-Roofing | 99,241 | 99,241 | - | - |
| 19231003 | Jail Elevators | 934,637 | 805,224 | - | 129,413 |
| 19231004 | Crths Envelope Remediation | 6,672,876 | - | - | 6,672,876 |
| 19231005 | Courthouse Tower Elevators | 1,656,022 | 1,477,806 | 8,486 | 169,729 |
| 19231006 | Ext Crths Safety Measures | 204,786 | 85,733 | - | 119,053 |
| 19231007 | Ext Cths Remediation | 550,554 | 139,822 | 5,600 | 405,132 |
| 19231008 | Cthse Imprv Otr Chill/Jail/Elv | 150,000 | - | - | 150,000 |
| 19231011 | NC 19 Capital Imprv Plan | 49,196 | - | - | 49,196 |
| 19231250 | Fairgrounds Immed Need Unallocated | 171,402 | 896 | 362 | 170,145 |
| 19231251 | Fairgrounds Ball Room B HVAC | - | - | - | - |
| 19232000 | ADA Unallocated | - | - | - | - |
| 19232002 | Cntywide Accessibility Projects | 308,312 | - | 3,248 | 305,064 |
| 19238501 | Metrocom Radio Replacement | 2,167,995 | 722,665 | - | 1,445,330 |
| 19238502 | Body Cameras and Tasers | 182,742 | 182,742 | - | - |
| 19238503 | MetroCom P25 Radio Sys Upgrd | 608,000 | - | - | 608,000 |
| 19238901 | Dist Clerk Records Imaging | 2,000,000 | 200,000 | - | 1,800,000 |
| | Continued on next page | - | - | - | - |

**Nueces County, Texas
Capital Projects Budget to Actual
November 30, 2020**

| Project Code | Description | Adjusted Project Budget | Prior Years Expenditures | Current Year Expenditures | Capitol Project Budgets Balance |
|---------------------|--------------------------------|--|---|--|--|
| | Continued from previous page | | | | |
| 19239001 | CR 67 FRM SH44 TO CR28 | 2,938,467 | 122,086 | 1,266 | 2,815,115 |
| 19239002 | CR69 CR 52 TO ROBST LIM | 458,222 | 41,861 | 1,265 | 415,096 |
| 19239003 | CR73 FM 624 RCK ISL DRV | 972,906 | 87,507 | 1,266 | 884,133 |
| 19239004 | CR33 FROM FM 43 1 MILE N | - | - | - | - |
| 19239005 | CR48 from FM1889 to CR69 | 575,793 | 46,374 | 1,055 | 528,364 |
| 19239006 | CR 22 from SH286 to CR51 | 1,763,033 | 103,068 | - | 1,659,964 |
| 19239007 | CR 49 from FM43 to FM244 | 1,631,149 | 94,834 | - | 1,536,314 |
| 19239008 | Harbor Bridge Right of Way | 168,000 | 42,000 | - | 126,000 |
| 19239009 | CR77 fr FM2826 to CR30/PCT 3 | 71,526 | 2,588 | - | 68,939 |
| 19239010 | CR 69 frm CR 52 to CR 48/PCT 1 | 42,605 | - | - | 42,605 |
| 19239011 | CDBG-DR County Roads Contingnc | - | - | - | - |
| 19239012 | CR 67 FM 665 S Adtv 1 Pct 2 | - | - | - | - |
| 19239013 | Bauer Rd SH 44/CR 44 Adv3 Pc3 | - | - | - | - |
| 19010100 | Misc Projects | 1,215,689 | 1,215,689 | - | - |
| 19012700 | Major Capital Proj Contingency | 420,241 | 420,241 | - | - |
| 19012701 | Def Eco Adj Assist Grant | - | - | - | - |
| 19012900 | Court Proj Sanction Fund | 168,014 | 168,014 | - | - |
| 19014800 | Central Jury Room Upgrades | 49,891 | 49,891 | - | - |
| 19014900 | Library Tech Upgrades | 54,462 | 54,462 | - | - |
| 19015100 | Equip & Furn 5th Floor MP Room | 35,576 | 35,576 | - | - |
| 19015101 | 5th Floor Bldg. Renovations | 46,387 | 1,500 | - | 44,887 |
| 19015300 | THC Preservation Grant Match | 54,030 | - | - | 54,030 |
| | Individual Projects | \$44,674,233 | \$23,998,201 | \$425 | \$20,675,608 |
| | Total Capital Projects | \$115,277,291 | \$60,984,827 | \$117,757 | \$54,174,707 |



Nueces County

Summary of Revenue Reports

For revenue reports received for November 2020



as of February 29, 2021

The monthly revenue reports have been received and proofed by the County Auditor's Office, where they are on file for inspection. The monthly revenue reports are respectfully presented to the Commissioners Court for approval, in accordance with LGC 114.002, 114.043, and 114.044. Reports are considered late after the 25th of the following month.

Nov-20

| DEPT. | | | Last 6 months | REPORT STATUS | LAST REPORT |
|-------------------------------|--|-------------------|---------------|---------------|---------------|
| CODE | DEPARTMENT | DEPARTMENT HEAD | % Timely | ✓ Received | SUBMITTED |
| 0160 | Airport Fund | John Cox | 100.00% | ✓ | |
| 5330 | Animal Control | Juan Ramirez | 100.00% | ✓ | |
| 0180 | Coastal Management | Scott Cross | 100.00% | ✓ | |
| 1180 | County Clerk Collections | Kara Sands | 100.00% | ✓ | |
| 1160 | County Clerk Fee Account | Kara Sands | 100.00% | ✓ | |
| 1170 | County Clerk Treasury | Kara Sands | 100.00% | ✓ | |
| 3700 | County Sheriff - Bond Account | John Hooper | 100.00% | ✓ | |
| 3700 | County Sheriff - Civil Account | John Hooper | 100.00% | ✓ | |
| 1324 | County Sheriff - Inmate Benefit | John Hooper | 100.00% | ✓ | |
| 3720 | County Sheriff - Inmate Trust Account | John Hooper | 83.33% | ✓ | |
| 1329 | County Sheriff-Federal Narcotics | John Hooper | 100.00% | ✓ | |
| 3021 | CountyClerk School Fund | Kara Sands | 100.00% | ✓ | |
| 3530 | District Clerk- Child Support | Anne Lorentzen | 16.67% | Late 24 days | |
| 3530 | District Clerk Fee Operating Account | Anne Lorentzen | 0.00% | Late 24 days | |
| 3530 | District Clerk-Criminal Bond Registry | Anne Lorentzen | 16.67% | Not received | August - 2020 |
| 3530 | District Clerk-Invested Trust Accounts | Anne Lorentzen | 16.67% | Late 24 days | |
| 3530 | District Clerk-Registry Accts.# 1 & 2 | Anne Lorentzen | 16.67% | Late 24 days | |
| 0140 | Fairgrounds Stadium | Edward Herrera | 100.00% | ✓ | |
| 1356 | Hilltop Community Center | Edward Herrera | 100.00% | ✓ | |
| 3480 | Juvenile Probation | Homer Flores | 100.00% | ✓ | |
| 0150 | Law Library | Ida Garza | 100.00% | ✓ | |
| 3890 | Medical Examiner | Dr. Ray Fernandez | 100.00% | ✓ | |
| 1370 | Robstown & SanJuan Parks | Edward Herrera | 100.00% | ✓ | |
| 4190 | Senior Community Services | Edward Herrera | 100.00% | ✓ | |
| TAX ASSESSOR-COLLECTOR | | | | | |
| 1200 | Proration Account | Kevin Kieschnick | 100.00% | ✓ | |
| 1200 | Monthly Collected Taxes | Kevin Kieschnick | 100.00% | ✓ | |
| 1200 | Gen. Services Account | Kevin Kieschnick | 100.00% | ✓ | |
| 1200 | Motor Vehicle Account (2) | Kevin Kieschnick | 100.00% | ✓ | |
| 1200 | Property Tax Acct | Kevin Kieschnick | 100.00% | ✓ | |
| 1200 | V I T Escrow | Kevin Kieschnick | 100.00% | ✓ | |
| 1200 | IRP Funds | Kevin Kieschnick | 100.00% | ✓ | |



Nueces County

Summary of Revenue Reports

For revenue reports received for November 2020



as of February 29, 2021

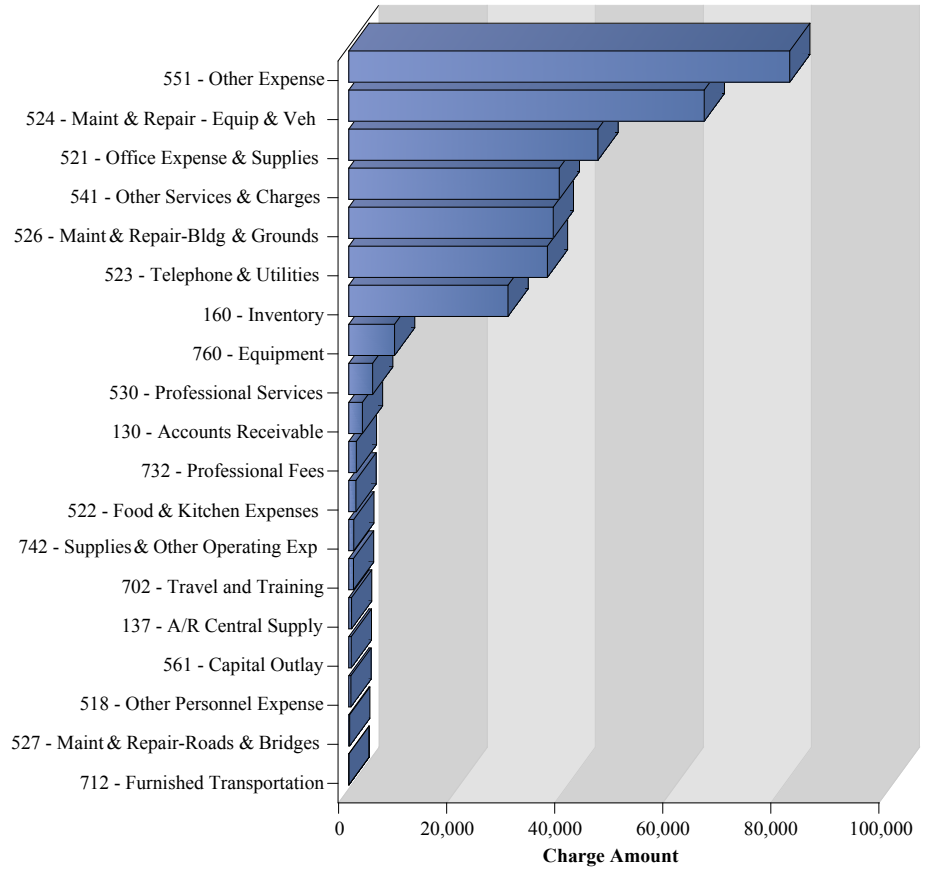
The monthly revenue reports have been received and proofed by the County Auditor's Office, where they are on file for inspection. The monthly revenue reports are respectfully presented to the Commissioners Court for approval, in accordance with LGC 114.002, 114.043, and 114.044. Reports are considered late after the 25th of the following month.

| DEPT. | | | Last 6 months | Nov-20 REPORT STATUS | LAST REPORT |
|------------------------------|---------------------|--------------------------------|-----------------|-------------------------|------------------|
| <u>CODE</u> | <u>DEPARTMENT</u> | <u>DEPARTMENT HEAD</u> | <u>% Timely</u> | <u>✓ Received</u> | <u>SUBMITTED</u> |
| JUSTICES OF THE PEACE | | | | | |
| 3600 | Precinct 1, Place 1 | Judge Joe Benavides | 100.00% | ✓ | |
| 3610 | Precinct 1, Place 2 | Judge Henry Santana | 100.00% | ✓ | |
| 3613 | Precinct 1, Place 3 | Judge Robert Balderas | 100.00% | ✓ | |
| 3621 | Precinct 2, Place 1 | Judge Jo Woosley | 100.00% | ✓ | |
| 3622 | Precinct 2, Place 2 | Judge Thelma Rodriguez | 100.00% | ✓ | |
| 3630 | Precinct 3 | Judge Larry Lawrence | 100.00% | ✓ | |
| 3640 | Precinct 4 | Judge Duncan Neblett, Jr. | 100.00% | ✓ | |
| 3650 | Precinct 5-1 | Judge Robert Gonzalez | 100.00% | ✓ | |
| 3655 | Precinct 5-2 | Judge Armando B. Gonzalez, Jr. | 100.00% | ✓ | |
| CONSTABLES | | | | | |
| 3810 | Precinct 1 | Robert M. Cisneros | 100.00% | ✓ | |
| 3820 | Precinct 2 | Michell Clark | 100.00% | ✓ | |
| 3830 | Precinct 3 | Jimmy Rivera | 100.00% | ✓ | |
| 3840 | Precinct 4 | Robert W. Sherwood | 100.00% | ✓ | |
| 3850 | Precinct 5 | Fred Flores III | 100.00% | ✓ | |

Procurement
(Unaudited)

Nueces County, Texas
PCard Transaction Totals by Budget Category
All Funds
November 2020

| | Amount |
|--------------------------------------|----------------|
| 551 - Other Expense | 81,615 |
| 524 - Maint & Repair - Equip & Veh | 65,788 |
| 521 - Office Expense & Supplies | 46,108 |
| 541 - Other Services & Charges | 38,957 |
| 526 - Maint & Repair-Bldg & Grounds | 37,845 |
| 523 - Telephone & Utilities | 36,762 |
| 160 - Inventory | 29,465 |
| 760 - Equipment | 8,472 |
| 530 - Professional Services | 4,413 |
| 130 - Accounts Receivable | 2,522 |
| 732 - Professional Fees | 1,395 |
| 522 - Food & Kitchen Expenses | 1,318 |
| 742 - Supplies & Other Operating Exp | 918 |
| 702 - Travel and Training | 868 |
| 137 - A/R Central Supply | 509 |
| 561 - Capital Outlay | 458 |
| 518 - Other Personnel Expense | 390 |
| 527 - Maint & Repair-Roads & Bridges | 164 |
| 712 - Furnished Transportation | 23 |
| Total | 357,988 |



Nueces County, Texas
PCard Transaction Totals by Budget Category, Key Code
All Funds
November 2020

| | | Amount |
|------------------------------------|--|------------------|
| Budget Category | Key Code | |
| 551 - Other Expense | 5517 - Copiers/Print Shop Costs | 78,521.22 |
| | 5518 - Extra Copies | 3,057.20 |
| | 5515 - Contract Lease Pymts | 36.32 |
| | Total | 81,614.74 |
| 524 - Maint & Repair - Equip & Veh | 5249 - Car Repairs, Supplies & Srvc | 24,691.83 |
| | 5252 - Heavy Motor Equip & Mach M&R | 17,605.38 |
| | 5255 - Tools & Supplies | 6,735.25 |
| | 5248 - Car Accessories | 6,299.17 |
| | 5256 - PC Maintenance & Repairs | 4,356.52 |
| | 5254 - Equip Maint. & Repairs | 3,893.23 |
| | 5250 - Shop-Oil,Tires,Antifrz,Filters | 1,353.83 |
| | 5251 - Office Equip Maint & Repairs | 655.00 |
| | 5247 - Car Wash & Cleaning Expense | 197.84 |
| | Total | 65,788.05 |
| 521 - Office Expense & Supplies | 5211 - Office Expenses & Supplies | 40,222.83 |
| | 5216 - Gulf Coast Mailing | 2,836.15 |
| | 5680 - Non Capital Outlay < \$5000 | 2,083.84 |
| | 5218 - Books, Magzs & Subscriptions | 586.74 |
| | 5217 - Postage & Fed Express | 275.12 |
| | 5212 - Central Supply Charges | 103.59 |
| | Total | 46,108.27 |
| 541 - Other Services & Charges | 5487 - Other Outside Agencies | 7,000.00 |
| | 5449 - Burial/Cremation Expense | 5,324.00 |
| | 5463 - Wearing Apparel Expenses | 4,722.05 |
| | 5435 - Equipment Rentals | 4,493.81 |
| | 5444 - Law Enforcement Supplies | 4,482.99 |
| | 5455 - Services - Other | 4,244.95 |
| | 5440 - Inmate General Supplies | 2,355.20 |
| | 5459 - Transportation of Persons | 2,277.99 |
| | 5447 - Membrships,Dues,Certifications | 1,865.00 |
| | 5438 - General Operating Supplies | 911.70 |
| | 5424 - Books & Subscriptions Inventory | 424.91 |
| | 5433 - Educational & Demo Supplies | 370.25 |
| | 5442 - Investigation Costs | 295.60 |
| | 5942 - Notary & Other Bonds | 252.00 |
| | 5437 - Fees & Permits | 84.25 |
| | 5441 - Insurance Expense | 31.98 |
| | 5462 - Video & Recording Expenses | 31.97 |

Nueces County, Texas
PCard Transaction Totals by Budget Category, Key Code
All Funds
November 2020

| Budget Category | Key Code | Amount |
|--------------------------------------|---------------------------------------|------------------|
| 541 - Other Services & Charges | 5414 - Advertisemnts & Public Notices | -212.00 |
| | Total | 38,956.65 |
| 526 - Maint & Repair-Bldg & Grounds | 5268 - Parts, Supplies & Misc | 17,400.30 |
| | 5265 - Mechanical Systems Repairs | 11,956.79 |
| | 5264 - Landscape & Grounds M&R | 5,579.00 |
| | 5261 - Buildings-Maintenance & Repair | 2,706.98 |
| | 5266 - Contract Services-Buildings | 201.90 |
| | Total | 37,844.97 |
| 523 - Telephone & Utilities | 5237 - Utilities - Direct Clients | 13,657.51 |
| | 5232 - Cellular Phones | 13,013.02 |
| | 5236 - InterNet Fees-T-1-ISDN | 4,669.08 |
| | 5238 - TXU Electric Assistance | 3,278.84 |
| | 5239 - Tipping & Dump Fees | 1,655.69 |
| | 5231 - Telephone Utility Expense | 285.54 |
| | 5235 - Pagers & Other Telephone Exp | 188.13 |
| | 5229 - Content Streaming Services | 14.06 |
| | Total | 36,761.87 |
| 160 - Inventory | 1500 - Inventory - Supplies | 29,465.21 |
| | Total | 29,465.21 |
| 760 - Equipment | 7524 - Maintenance Agreement - Equip | 8,472.08 |
| | Total | 8,472.08 |
| 530 - Professional Services | 5302 - Education Registration Fees | 2,942.55 |
| | 5311 - Software Srvc & Maintenance | 1,237.54 |
| | 5306 - Empl Evals/Testing | 133.10 |
| | 5318 - Lobbying Activities | 53.95 |
| | 5303 - Medical, Dental, Hospital, Lab | 45.94 |
| | Total | 4,413.08 |
| 130 - Accounts Receivable | 1472 - Charge Customer A/R | 2,371.51 |
| | 1409 - A/R CREDIT CARDS | 150.15 |
| | Total | 2,521.66 |
| 732 - Professional Fees | 7327 - Educational-Registration Fee | 1,275.00 |
| | 7328 - Memberships & Dues | 120.00 |
| | Total | 1,395.00 |
| 522 - Food & Kitchen Expenses | 5221 - Food & Edible Items | 1,195.06 |
| | 5222 - Food for Animals | 122.98 |
| | Total | 1,318.04 |
| 742 - Supplies & Other Operating Exp | 7421 - Office Expense & Supplies | 752.96 |
| | 7448 - Educational Supplies | 165.00 |

Nueces County, Texas
PCard Transaction Totals by Budget Category, Key Code
All Funds
November 2020

| Budget Category | Key Code | Amount |
|--------------------------------------|---------------------------------------|-------------------|
| 742 - Supplies & Other Operating Exp | Total | 917.96 |
| 702 - Travel and Training | 7023 - Lodging | 867.70 |
| | Total | 867.70 |
| 137 - A/R Central Supply | 1433 - A/R Global Spectrum | 509.22 |
| | Total | 509.22 |
| 561 - Capital Outlay | 5686 - IT Fixed Asset Exception Items | 458.00 |
| | Total | 458.00 |
| 518 - Other Personnel Expense | 5185 - Contract Personnel | 308.50 |
| | 5182 - Uniform Allowance Expense | 81.00 |
| | Total | 389.50 |
| 527 - Maint & Repair-Roads & Bridges | 5274 - Parts & Supplies | 163.86 |
| | Total | 163.86 |
| 712 - Furnished Transportation | 7127 - Motor Vehicle Passenger | 22.50 |
| | Total | 22.50 |
| Total | | 357,988.36 |

Nueces County, Texas
PCard Transaction Totals by Budget Category, Key Code and Department
All Funds
November 2020

| Budget Category | Key Code | Department | Amount |
|-----------------------------|---------------------------------|---------------------------------------|----------|
| 551 - Other Expense | 5517 - Copiers/Print Shop Costs | 3720 - Jail | 8,791.10 |
| | | 3520 - District Attorney | 6,739.50 |
| | | 3530 - District Clerk | 6,326.52 |
| | | 3700 - County Sheriff | 3,845.82 |
| | | 3480 - Juvenile Probation | 3,045.18 |
| | | 1200 - Tax Assessor - Collector | 2,781.00 |
| | | 1250 - County Auditor | 2,410.24 |
| | | 1490 - CSCD Cook Building | 2,284.66 |
| | | 3490 - Juvenile Detention | 2,006.68 |
| | | 1130 - County Attorney | 1,775.18 |
| | | 4110 - Social Services-Administration | 1,584.42 |
| | | 0120 - Road & Bridge Fund | 1,492.86 |
| | | 1160 - County Clerk | 1,417.48 |
| | | 0180 - Coastal Parks Department | 1,411.22 |
| | | 3250 - Magistrate/ DWI Drug Court | 1,318.42 |
| | | 1285 - General Administration | 1,292.90 |
| | | 6310 - County Library | 1,231.50 |
| | | 3640 - Justice of the Peace 4 | 1,121.84 |
| | | 1121 - CCMGT Support | 1,111.36 |
| | | 3150 - County Court at Law 5 | 1,004.78 |
| | | 6110 - Agricultural Extension | 939.30 |
| | | 6210 - Family & Consumer Sciences | 939.28 |
| | | 4190 - Senior Community Services | 906.02 |
| | | 1245 - Human Resources | 860.70 |
| | | 3890 - Medical Examiner | 822.88 |
| | | 3600 - Justice of the Peace 1-1 | 785.90 |
| | | 1270 - County Purchasing | 737.70 |
| | | 3120 - County Court at Law 2 | 728.78 |
| | | 3130 - County Court at Law 3 | 728.76 |
| | | 1170 - County Clerk Treasury | 700.90 |
| | | 1180 - Co Clerk Collections | 700.86 |
| | | 3622 - Justice of the Peace 2-2 | 666.80 |
| | | 3320 - 94th District Court | 655.62 |
| 3340 - 117th District Court | 655.60 | | |
| 3370 - 319th District Court | 611.42 | | |
| 3380 - 347th District Court | 611.40 | | |
| 3310 - 28th District Court | 594.80 | | |
| 3850 - Constable 5 | 592.36 | | |

Nueces County, Texas
PCard Transaction Totals by Budget Category, Key Code and Department
All Funds
November 2020

| Budget Category | Key Code | Department | Amount | |
|------------------------------------|--------------------------------------|---------------------------------------|-----------------------------------|----------|
| 551 - Other Expense | 5517 - Copiers/Print Shop Costs | 3710 - ID Jail Division | 591.80 | |
| | | 3621 - Justice of the Peace 2-1 | 572.76 | |
| | | 3610 - Justice of the Peace 1-2 | 569.04 | |
| | | 3110 - County Court at Law 1 | 568.52 | |
| | | 3140 - County Court at Law 4 | 568.52 | |
| | | 3330 - 105th District Court | 565.50 | |
| | | 0150 - Law Library Fund | 543.08 | |
| | | 1315 - County Clerk Records Mgmt | 531.28 | |
| | | 3510 - District Clerk-Jury Admin | 527.70 | |
| | | 1470 - Records Management Department | 507.12 | |
| | | 1125 - Risk Management | 500.20 | |
| | | 3492 - Juvenile Justice Post-Adjudica | 494.50 | |
| | | 1570 - Building Superintendent | 446.50 | |
| | | 3350 - 148th District Court | 444.38 | |
| | | 3360 - 214th District Court | 444.38 | |
| | | 1122 - Grants Administration | 422.00 | |
| | | 3300 - Court Administration | 419.66 | |
| | | 3810 - Constable 1 | 361.30 | |
| | | 3820 - Constable 2 | 360.64 | |
| | | 3613 - Justice of the Peace 1-3 | 341.92 | |
| | | 3630 - Justice of the Peace 3 | 334.44 | |
| | | 3830 - Constable 3 | 326.70 | |
| | | 1275 - Veterans' Service | 322.96 | |
| | | 3650 - Justice of the Peace 5-1 | 298.66 | |
| | | 0160 - Airport Fund Administration | 223.32 | |
| | | 0170 - Inland Park Fund | 213.04 | |
| | | 5330 - Nueces County Animal Services | 213.04 | |
| | | 3840 - Constable 4 | 209.58 | |
| | 4195 - Hilltop Community Services | 209.58 | | |
| | 3655 - Justice of the Peace 5-2 | 157.36 | | |
| | | Total | 78,521.22 | |
| | | 5518 - Extra Copies | 1190 - County Clerk Elections | 2,017.20 |
| | | | 2141 - Center for Tech Civil Life | 1,040.00 |
| | | Total | 3,057.20 | |
| | 5515 - Contract Lease Pymts | 0370 - Metropolitan Planning Org | 36.32 | |
| | | Total | 36.32 | |
| | Total | | 81,614.74 | |
| 524 - Maint & Repair - Equip & Veh | 5249 - Car Repairs, Supplies & Srves | 0120 - Road & Bridge Fund | 4,934.59 | |

Nueces County, Texas
PCard Transaction Totals by Budget Category, Key Code and Department
All Funds
November 2020

| Budget Category | Key Code | Department | Amount | | | |
|------------------------------------|--------------------------------------|--------------------------------------|------------------------------------|------------------------------------|------------------------------------|----------|
| 524 - Maint & Repair - Equip & Veh | 5249 - Car Repairs, Supplies & Srves | 0160 - Airport Fund Administration | 2,826.04 | | | |
| | | 5330 - Nueces County Animal Services | 2,562.78 | | | |
| | | 3700 - County Sheriff | 2,379.26 | | | |
| | | 3810 - Constable 1 | 2,031.53 | | | |
| | | 3850 - Constable 5 | 1,913.84 | | | |
| | | 0180 - Coastal Parks Department | 1,862.77 | | | |
| | | 0170 - Inland Park Fund | 1,419.57 | | | |
| | | 3720 - Jail | 1,248.78 | | | |
| | | 3830 - Constable 3 | 1,024.87 | | | |
| | | 2419 - Stonegarden | 915.51 | | | |
| | | 3820 - Constable 2 | 424.14 | | | |
| | | 3092 - Vector Control | 381.58 | | | |
| | | 6210 - Family & Consumer Sciences | 313.50 | | | |
| | | 3520 - District Attorney | 264.26 | | | |
| | | 1270 - County Purchasing | 92.91 | | | |
| | | 3490 - Juvenile Detention | 81.90 | | | |
| | | 4190 - Senior Community Services | 7.00 | | | |
| | | 5220 - Environmental Enforcement | 7.00 | | | |
| | | Total | 24,691.83 | | | |
| | | 5252 - Heavy Motor Equip & Mach M&R | 0120 - Road & Bridge Fund | 0120 - Road & Bridge Fund | 13,501.24 | |
| | 0180 - Coastal Parks Department | | | 4,104.14 | | |
| | Total | | 17,605.38 | | | |
| | 5255 - Tools & Supplies | 0120 - Road & Bridge Fund | 0120 - Road & Bridge Fund | 3,317.41 | | |
| | | | 1570 - Building Superintendent | 1,148.70 | | |
| | | | 0170 - Inland Park Fund | 653.72 | | |
| | | | 0121 - Engineering | 634.44 | | |
| | | | 1590 - Hilltop Facility | 342.69 | | |
| | | | 1500 - Mechanical Maintenance | 257.57 | | |
| | | | 1740 - McKenzie Jail Annex | 191.11 | | |
| | | | 3092 - Vector Control | 107.25 | | |
| | | | 1600 - Precinct III Yard Buildings | 59.95 | | |
| | | | 1400 - General Repairs - Building | 22.41 | | |
| | | | Total | 6,735.25 | | |
| | | | 5248 - Car Accessories | 0137 - Prct 2 Special Revenue Fund | 0137 - Prct 2 Special Revenue Fund | 5,122.75 |
| | | | | | 3092 - Vector Control | 1,083.44 |
| | 3720 - Jail | 92.98 | | | | |
| | Total | 6,299.17 | | | | |
| | 5256 - PC Maintenance & Repairs | 0370 - Metropolitan Planning Org | 3,106.48 | | | |

Nueces County, Texas
PCard Transaction Totals by Budget Category, Key Code and Department
All Funds
November 2020

| Budget Category | Key Code | Department | Amount | |
|---------------------------------------|---------------------------------------|-----------------------------------|-----------------|------------------|
| 524 - Maint & Repair - Equip & Veh | 5256 - PC Maintenance & Repairs | 1240 - Information Technology | 1,050.24 | |
| | | 3480 - Juvenile Probation | 199.80 | |
| | | Total | 4,356.52 | |
| | 5254 - Equip Maint. & Repairs | 0170 - Inland Park Fund | 3,042.76 | |
| | | 1590 - Hilltop Facility | 595.97 | |
| | | 0120 - Road & Bridge Fund | 196.80 | |
| | | 1545 - Keach Library Building | 57.70 | |
| | | Total | 3,893.23 | |
| | 5250 - Shop-Oil,Tires,Antifrz,Filters | 0170 - Inland Park Fund | 571.66 | |
| | | 0120 - Road & Bridge Fund | 479.39 | |
| | | 3720 - Jail | 302.78 | |
| | | Total | 1,353.83 | |
| | 5251 - Office Equip Maint & Repairs | 2111 - RoutineAirportMaintProg | 655.00 | |
| | | Total | 655.00 | |
| | 5247 - Car Wash & Cleaning Expense | 6110 - Agricultural Extension | 115.84 | |
| | | 0120 - Road & Bridge Fund | 42.00 | |
| | | 3810 - Constable 1 | 40.00 | |
| | | Total | 197.84 | |
| | Total | | | 65,788.05 |
| | 521 - Office Expense & Supplies | 5211 - Office Expenses & Supplies | 3720 - Jail | 16,673.27 |
| 1200 - Tax Assessor - Collector | | | 1,737.18 | |
| 3480 - Juvenile Probation | | | 1,695.12 | |
| 3530 - District Clerk | | | 1,608.28 | |
| 1570 - Building Superintendent | | | 1,527.29 | |
| 3520 - District Attorney | | | 1,378.13 | |
| 1240 - Information Technology | | | 1,342.21 | |
| 2131 - HAVA CARES ACT | | | 1,315.57 | |
| 3890 - Medical Examiner | | | 1,192.34 | |
| 3700 - County Sheriff | | | 1,057.43 | |
| 3075 - Contract Elections | | | 787.97 | |
| 3490 - Juvenile Detention | | | 749.65 | |
| 1381 - Voter Registration Ch 19 | | | 746.55 | |
| 0120 - Road & Bridge Fund | | | 713.37 | |
| 0170 - Inland Park Fund | | | 624.66 | |
| 3710 - ID Jail Division | | | 561.01 | |
| 0104 - Disaster Recovery | | | 559.35 | |
| 0121 - Engineering | | | 521.22 | |
| 4110 - Social Services-Administration | 466.82 | | | |

Nueces County, Texas
PCard Transaction Totals by Budget Category, Key Code and Department
All Funds
November 2020

| Budget Category | Key Code | Department | Amount | |
|---------------------------------|-----------------------------------|---------------------------------------|---------------------------------|----------|
| 521 - Office Expense & Supplies | 5211 - Office Expenses & Supplies | 3840 - Constable 4 | 461.38 | |
| | | 6310 - County Library | 439.70 | |
| | | 3492 - Juvenile Justice Post-Adjudica | 399.11 | |
| | | 1270 - County Purchasing | 384.78 | |
| | | 1190 - County Clerk Elections | 382.33 | |
| | | 3621 - Justice of the Peace 2-1 | 367.80 | |
| | | 1122 - Grants Administration | 330.12 | |
| | | 1280 - Employees' Benefits | 259.20 | |
| | | 3300 - Court Administration | 257.51 | |
| | | 4195 - Hilltop Community Services | 205.09 | |
| | | 3150 - County Court at Law 5 | 179.75 | |
| | | 1130 - County Attorney | 173.40 | |
| | | 3622 - Justice of the Peace 2-2 | 169.00 | |
| | | 1470 - Records Management Department | 158.50 | |
| | | 3810 - Constable 1 | 150.26 | |
| | | 5105 - Emergency Management | 149.03 | |
| | | 0370 - Metropolitan Planning Org | 139.99 | |
| | | 3200 - Legal Aid | 87.63 | |
| | | 1250 - County Auditor | 77.39 | |
| | | 5330 - Nueces County Animal Services | 71.98 | |
| | | 1160 - County Clerk | 71.83 | |
| | | 1389 - Nueces County Dev Commission | 43.98 | |
| | | 3830 - Constable 3 | 36.80 | |
| | | 1030 - County Commissioner Prec 3 | 14.06 | |
| | 5200 - 911 Program | 6.84 | | |
| | 1040 - County Commissioner Prec 4 | 5.45 | | |
| | 4190 - Senior Community Services | -57.50 | | |
| | Total | | 40,222.83 | |
| | | 5216 - Gulf Coast Mailing | 3075 - Contract Elections | 1,420.80 |
| | | | 1200 - Tax Assessor - Collector | 977.59 |
| | | | 3530 - District Clerk | 165.84 |
| | | | 1170 - County Clerk Treasury | 65.12 |
| | | | 1160 - County Clerk | 58.36 |
| 3520 - District Attorney | | | 46.00 | |
| 1180 - Co Clerk Collections | | | 18.44 | |
| 3480 - Juvenile Probation | | | 14.44 | |
| 3700 - County Sheriff | | | 11.56 | |
| 3150 - County Court at Law 5 | | | 11.20 | |

Nueces County, Texas
PCard Transaction Totals by Budget Category, Key Code and Department
All Funds
November 2020

| Budget Category | Key Code | Department | Amount | |
|---------------------------------|-------------------------------------|---------------------------------------|---------------------------|-----------------|
| 521 - Office Expense & Supplies | 5216 - Gulf Coast Mailing | 3610 - Justice of the Peace 1-2 | 10.16 | |
| | | 3600 - Justice of the Peace 1-1 | 9.84 | |
| | | 1130 - County Attorney | 4.32 | |
| | | 3810 - Constable 1 | 4.00 | |
| | | 1250 - County Auditor | 3.32 | |
| | | 3310 - 28th District Court | 2.88 | |
| | | 3320 - 94th District Court | 2.40 | |
| | | 3120 - County Court at Law 2 | 1.52 | |
| | | 3340 - 117th District Court | 1.44 | |
| | | 3370 - 319th District Court | 1.36 | |
| | | 3110 - County Court at Law 1 | 1.20 | |
| | | 0120 - Road & Bridge Fund | 0.72 | |
| | | 3380 - 347th District Court | 0.64 | |
| | | 1190 - County Clerk Elections | 0.56 | |
| | | 1245 - Human Resources | 0.56 | |
| | | 1270 - County Purchasing | 0.48 | |
| | | 1120 - County Judge | 0.44 | |
| | | 1490 - CSCD Cook Building | 0.44 | |
| | | 4110 - Social Services-Administration | 0.28 | |
| | | 3360 - 214th District Court | 0.12 | |
| | 3640 - Justice of the Peace 4 | 0.08 | | |
| | 1122 - Grants Administration | 0.04 | | |
| | | Total | 2,836.15 | |
| | | 5680 - Non Capital Outlay < \$5000 | 0120 - Road & Bridge Fund | 699.00 |
| | | | 1900 - Capital Outlay | 683.93 |
| | | | 0104 - Disaster Recovery | 628.99 |
| | | | 3700 - County Sheriff | 26.97 |
| | | | 3810 - Constable 1 | 8.99 |
| | | | 3820 - Constable 2 | 8.99 |
| | | | 3830 - Constable 3 | 8.99 |
| | | | 3840 - Constable 4 | 8.99 |
| | | | 3850 - Constable 5 | 8.99 |
| | | | Total | 2,083.84 |
| | 5218 - Books, Magzs & Subscriptions | 3520 - District Attorney | 494.32 | |
| | | 5220 - Environmental Enforcement | 60.44 | |
| | | 1130 - County Attorney | 31.98 | |
| | | | Total | 586.74 |
| | 5217 - Postage & Fed Express | 3092 - Vector Control | 216.40 | |

Nueces County, Texas
PCard Transaction Totals by Budget Category, Key Code and Department
All Funds
November 2020

| Budget Category | Key Code | Department | Amount |
|---------------------------------------|---------------------------------------|-------------------------------------|-----------------|
| 521 - Office Expense & Supplies | 5217 - Postage & Fed Express | 1285 - General Administration | 46.27 |
| | | 1200 - Tax Assessor - Collector | 9.05 |
| | | 0180 - Coastal Parks Department | 3.40 |
| | | Total | 275.12 |
| | 5212 - Central Supply Charges | 1160 - County Clerk | 103.59 |
| | | Total | 103.59 |
| | Total | | |
| 541 - Other Services & Charges | 5487 - Other Outside Agencies | 1328 - CH 59 Forfeiture Funds-DA | 7,000.00 |
| | | Total | 7,000.00 |
| | 5449 - Burial/Cremation Expense | 4120 - Direct Social Services | 4,404.00 |
| | | 2171 - Tx Vet Comm Vet Asst | 920.00 |
| | | Total | 5,324.00 |
| | 5463 - Wearing Apparel Expenses | 1351 - Children's Christmas Appeal | 4,433.35 |
| | | 3370 - 319th District Court | 289.00 |
| | | 1590 - Hilltop Facility | -0.30 |
| | | Total | 4,722.05 |
| | 5435 - Equipment Rentals | 1190 - County Clerk Elections | 3,261.52 |
| | | 1570 - Building Superintendent | 933.29 |
| | | 1520 - Bishop Building | 174.00 |
| | | 0120 - Road & Bridge Fund | 125.00 |
| | | Total | 4,493.81 |
| | 5444 - Law Enforcement Supplies | 1335 - State Awrded Cstb 5 | 2,436.00 |
| | | 3810 - Constable 1 | 1,121.10 |
| | | 3700 - County Sheriff | 513.52 |
| | | 1330 - State Awrded Sheriff | 412.37 |
| | | Total | 4,482.99 |
| | 5455 - Services - Other | 4130 - Children Protective Services | 4,175.00 |
| | | 3480 - Juvenile Probation | 69.95 |
| | | Total | 4,244.95 |
| | 5440 - Inmate General Supplies | 1324 - Inmate Commissary Fund | 2,355.20 |
| | | Total | 2,355.20 |
| | 5459 - Transportation of Persons | 2171 - Tx Vet Comm Vet Asst | 2,200.00 |
| | | 2181 - VETERANS TREATMENT COURT | 77.99 |
| | | Total | 2,277.99 |
| 5447 - Membrships,Dues,Certifications | 1250 - County Auditor | 620.00 | |
| | 6310 - County Library | 422.00 | |
| | 3480 - Juvenile Probation | 210.00 | |
| | 3492 - Juvenile Justice Post-Adjudica | 180.00 | |

Nueces County, Texas
PCard Transaction Totals by Budget Category, Key Code and Department
All Funds
November 2020

| Budget Category | Key Code | Department | Amount |
|---------------------------------------|---------------------------------------|------------------------------------|-----------------|
| 541 - Other Services & Charges | 5447 - Membrships,Dues,Certifications | 3150 - County Court at Law 5 | 178.00 |
| | | 1240 - Information Technology | 175.00 |
| | | 3490 - Juvenile Detention | 60.00 |
| | | 3850 - Constable 5 | 20.00 |
| | | Total | 1,865.00 |
| | 5438 - General Operating Supplies | 3092 - Vector Control | 807.90 |
| | | 3810 - Constable 1 | 62.50 |
| | | 0120 - Road & Bridge Fund | 41.30 |
| | | Total | 911.70 |
| | 5424 - Books & Subsrptions Inventory | 6310 - County Library | 424.91 |
| | | Total | 424.91 |
| | 5433 - Educational & Demo Supplies | 6310 - County Library | 370.25 |
| | | Total | 370.25 |
| | 5442 - Investigation Costs | 3520 - District Attorney | 175.00 |
| | | 3700 - County Sheriff | 120.60 |
| | | Total | 295.60 |
| | 5942 - Notary & Other Bonds | 3630 - Justice of the Peace 3 | 252.00 |
| | | Total | 252.00 |
| | 5437 - Fees & Permits | 0120 - Road & Bridge Fund | 18.00 |
| | | 0180 - Coastal Parks Department | 15.00 |
| | | 0160 - Airport Fund Administration | 7.50 |
| | | 1240 - Information Technology | 7.50 |
| | | 3520 - District Attorney | 7.50 |
| | | 3700 - County Sheriff | 7.50 |
| | | 3830 - Constable 3 | 7.50 |
| | | 5220 - Environmental Enforcement | 7.50 |
| | | 3480 - Juvenile Probation | 6.25 |
| Total | | 84.25 | |
| 5441 - Insurance Expense | 1190 - County Clerk Elections | 31.98 | |
| | Total | 31.98 | |
| 5462 - Video & Recording Expenses | 3490 - Juvenile Detention | 31.97 | |
| | Total | 31.97 | |
| 5414 - Advertisemnts & Public Notices | 1270 - County Purchasing | 1,542.90 | |
| | 1122 - Grants Administration | 965.00 | |
| | 1280 - Employees' Benefits | 584.10 | |
| | 0170 - Inland Park Fund | 516.00 | |
| | 1590 - Hilltop Facility | 375.00 | |
| | 2391 - JUSTICE ASSISTANCE GRANT | -4,195.00 | |

Nueces County, Texas
PCard Transaction Totals by Budget Category, Key Code and Department
All Funds
November 2020

| | | | Amount | |
|-------------------------------------|---------------------------------------|---------------------------------------|---------------------------------------|------------------|
| Budget Category | Key Code | Department | | |
| 541 - Other Services & Charges | 5414 - Advertisemnts & Public Notices | Total | -212.00 | |
| | Total | | 38,956.65 | |
| 526 - Maint & Repair-Bldg & Grounds | 5268 - Parts, Supplies & Misc | 1570 - Building Superintendent | 6,352.51 | |
| | | 0180 - Coastal Parks Department | 5,693.63 | |
| | | 0170 - Inland Park Fund | 3,669.49 | |
| | | 1590 - Hilltop Facility | 492.04 | |
| | | 3492 - Juvenile Justice Post-Adjudica | 393.42 | |
| | | 1305 - Courthouse Security Fund | 205.00 | |
| | | 0140 - County Stadium | 179.72 | |
| | | 3720 - Jail | 124.26 | |
| | | 3490 - Juvenile Detention | 115.08 | |
| | | 0120 - Road & Bridge Fund | 90.00 | |
| | | 1760 - Robstown Community Building | 85.15 | |
| | | Total | | 17,400.30 |
| | 5265 - Mechanical Systems Repairs | 1570 - Building Superintendent | 8,730.63 | |
| | | 0120 - Road & Bridge Fund | 1,999.64 | |
| | | 0170 - Inland Park Fund | 482.52 | |
| | | 0104 - Disaster Recovery | 384.00 | |
| | | 0160 - Airport Fund Administration | 275.00 | |
| | | 1324 - Inmate Commissary Fund | 85.00 | |
| | | Total | | 11,956.79 |
| | 5264 - Landscape & Grounds M&R | 1570 - Building Superintendent | 5,502.63 | |
| | | 3720 - Jail | 76.37 | |
| | | Total | | 5,579.00 |
| | 5261 - Buildings-Maintenance & Repair | 1570 - Building Superintendent | 1,786.00 | |
| | | 1240 - Information Technology | 691.23 | |
| | | 2111 - RoutineAirportMaintProg | 229.75 | |
| | | Total | | 2,706.98 |
| | 5266 - Contract Services-Buildings | 0170 - Inland Park Fund | 164.40 | |
| | | 0160 - Airport Fund Administration | 37.50 | |
| | | Total | | 201.90 |
| | Total | | 37,844.97 | |
| | 523 - Telephone & Utilities | 5237 - Utilities - Direct Clients | 4120 - Direct Social Services | 6,723.96 |
| | | | 2132 - EFSP CARES-COVID19 | 3,106.73 |
| | | | 2160 - Emergency Food and Shelter Prg | 2,302.20 |
| | | | 2171 - Tx Vet Comm Vet Asst | 903.75 |
| | | | 1350 - CBCF/TXU | 620.87 |
| | | | Total | |

Nueces County, Texas
PCard Transaction Totals by Budget Category, Key Code and Department
All Funds
November 2020

| Budget Category | Key Code | Department | Amount |
|--------------------------------------|------------------------|---------------------------------------|----------|
| 523 - Telephone & Utilities | 5232 - Cellular Phones | 3700 - County Sheriff | 2,579.52 |
| | | 0120 - Road & Bridge Fund | 948.47 |
| | | 1570 - Building Superintendent | 758.79 |
| | | 0180 - Coastal Parks Department | 644.96 |
| | | 1120 - County Judge | 531.14 |
| | | 3480 - Juvenile Probation | 531.14 |
| | | 1240 - Information Technology | 455.27 |
| | | 1270 - County Purchasing | 379.39 |
| | | 3520 - District Attorney | 379.39 |
| | | 4190 - Senior Community Services | 303.51 |
| | | 0170 - Inland Park Fund | 265.67 |
| | | 1250 - County Auditor | 265.67 |
| | | 3850 - Constable 5 | 227.63 |
| | | 1130 - County Attorney | 189.69 |
| | | 1190 - County Clerk Elections | 189.69 |
| | | 3610 - Justice of the Peace 1-2 | 189.69 |
| | | 1121 - CCMGT Support | 151.76 |
| | | 1122 - Grants Administration | 151.76 |
| | | 3530 - District Clerk | 151.76 |
| | | 3820 - Constable 2 | 151.76 |
| | | 3890 - Medical Examiner | 151.76 |
| | | 4110 - Social Services-Administration | 151.76 |
| | | 5105 - Emergency Management | 151.76 |
| | | 6110 - Agricultural Extension | 151.76 |
| | | 1020 - County Commissioner Prec 2 | 113.82 |
| | | 1125 - Risk Management | 113.82 |
| | | 1245 - Human Resources | 113.82 |
| | | 1275 - Veterans' Service | 113.82 |
| | | 3092 - Vector Control | 113.82 |
| | | 3110 - County Court at Law 1 | 113.82 |
| | | 3150 - County Court at Law 5 | 113.82 |
| | | 3310 - 28th District Court | 113.82 |
| | | 3810 - Constable 1 | 113.82 |
| 0150 - Law Library Fund | 75.88 | | |
| 1010 - County Commissioner Prec 1 | 75.88 | | |
| 1030 - County Commissioner Prec 3 | 75.88 | | |
| 1160 - County Clerk | 75.88 | | |
| 1470 - Records Management Department | 75.88 | | |

Nueces County, Texas
PCard Transaction Totals by Budget Category, Key Code and Department
All Funds
November 2020

| Budget Category | Key Code | Department | Amount | |
|-----------------------------|-----------------------------------|--------------------------------------|---------------------------------------|----------|
| 523 - Telephone & Utilities | 5232 - Cellular Phones | 3120 - County Court at Law 2 | 75.88 | |
| | | 3130 - County Court at Law 3 | 75.88 | |
| | | 3140 - County Court at Law 4 | 75.88 | |
| | | 3300 - Court Administration | 75.88 | |
| | | 3305 - Title IV-D Court | 75.88 | |
| | | 3320 - 94th District Court | 75.88 | |
| | | 3330 - 105th District Court | 75.88 | |
| | | 3340 - 117th District Court | 75.88 | |
| | | 3360 - 214th District Court | 75.88 | |
| | | 3380 - 347th District Court | 75.88 | |
| | | 3640 - Justice of the Peace 4 | 75.88 | |
| | | 3830 - Constable 3 | 75.88 | |
| | | 3840 - Constable 4 | 75.88 | |
| | | 5330 - Nueces County Animal Services | 75.88 | |
| | | 0160 - Airport Fund Administration | 37.94 | |
| | | 1040 - County Commissioner Prec 4 | 37.94 | |
| | | 1170 - County Clerk Treasury | 37.94 | |
| | | 1200 - Tax Assessor - Collector | 37.94 | |
| | | 1380 - Juv Case Manager | 37.94 | |
| | | 3350 - 148th District Court | 37.94 | |
| | | 3370 - 319th District Court | 37.94 | |
| | | 3600 - Justice of the Peace 1-1 | 37.94 | |
| | | 3613 - Justice of the Peace 1-3 | 37.94 | |
| | | 3621 - Justice of the Peace 2-1 | 37.94 | |
| | 3622 - Justice of the Peace 2-2 | 37.94 | | |
| | 3655 - Justice of the Peace 5-2 | 37.94 | | |
| | 6210 - Family & Consumer Sciences | 37.94 | | |
| | | Total | 13,013.02 | |
| | | 5236 - InterNet Fees-T-1-ISDN | 1240 - Information Technology | 3,479.92 |
| | | | 1770 - Sr Community Services Bldgs. | 346.74 |
| | | | 1329 - Fed Awrdded Sheriff | 326.92 |
| | | | 5105 - Emergency Management | 151.62 |
| | | | 1460 - Robert N. Barnes Juv. Facility | 132.72 |
| | | | 0370 - Metropolitan Planning Org | 115.58 |
| | 1780 - David Berlanga,Sr. Bldg | | 115.58 | |
| | Total | | 4,669.08 | |
| | 5238 - TXU Electric Assistance | 1350 - CBCF/TXU | 3,278.84 | |
| | | Total | 3,278.84 | |

Nueces County, Texas
PCard Transaction Totals by Budget Category, Key Code and Department
All Funds
November 2020

| Budget Category | Key Code | Department | Amount | |
|-----------------------------|--------------------------------------|--------------------------------------|--------------------------|------------------|
| 523 - Telephone & Utilities | 5239 - Tipping & Dump Fees | 0170 - Inland Park Fund | 624.00 | |
| | | 1500 - Mechanical Maintenance | 503.50 | |
| | | 0120 - Road & Bridge Fund | 369.19 | |
| | | 0160 - Airport Fund Administration | 78.00 | |
| | | 1470 - Records Management Department | 78.00 | |
| | | 1590 - Hilltop Facility | 3.00 | |
| | | Total | 1,655.69 | |
| | 5231 - Telephone Utility Expense | 0370 - Metropolitan Planning Org | 285.54 | |
| | | Total | 285.54 | |
| | 5235 - Pagers & Other Telephone Exp | 1570 - Building Superintendent | 188.13 | |
| | | Total | 188.13 | |
| | 5229 - Content Streaming Services | 3480 - Juvenile Probation | 14.06 | |
| | | Total | 14.06 | |
| | Total | | | 36,761.87 |
| | 160 - Inventory | 1500 - Inventory - Supplies | 1270 - County Purchasing | 29,465.21 |
| Total | | | 29,465.21 | |
| Total | | | 29,465.21 | |
| 760 - Equipment | 7524 - Maintenance Agreement - Equip | 0440 - Substance Abuse Treatment | 5,164.30 | |
| | | 0402 - CSCD | 2,149.40 | |
| | | 0410 - CCP Pre-Trial Services | 1,158.38 | |
| | | Total | 8,472.08 | |
| | Total | | | 8,472.08 |
| 530 - Professional Services | 5302 - Education Registration Fees | 2181 - VETERANS TREATMENT COURT | 1,426.55 | |
| | | 1250 - County Auditor | 469.00 | |
| | | 6310 - County Library | 427.00 | |
| | | 2390 - Justice Assistance Grant | 385.00 | |
| | | 1130 - County Attorney | 100.00 | |
| | | 3480 - Juvenile Probation | 95.00 | |
| | | 1020 - County Commissioner Prec 2 | 40.00 | |
| | | Total | 2,942.55 | |
| | 5311 - Software Srvc & Maintenance | 1250 - County Auditor | 714.87 | |
| | | 0370 - Metropolitan Planning Org | 287.62 | |
| | | 3520 - District Attorney | 95.90 | |
| | | 1122 - Grants Administration | 77.37 | |
| | | 1130 - County Attorney | 61.78 | |
| | | Total | 1,237.54 | |
| | 5306 - Empl Evals/Testing | 3630 - Justice of the Peace 3 | 78.10 | |
| | | 3480 - Juvenile Probation | 33.00 | |

Nueces County, Texas
PCard Transaction Totals by Budget Category, Key Code and Department
All Funds
November 2020

| Budget Category | Key Code | Department | Amount | |
|-------------------------------|---------------------------------------|---------------------------------------|---------------------------------------|-----------------|
| 530 - Professional Services | 5306 - Empl Evals/Testing | 3490 - Juvenile Detention | 22.00 | |
| | | Total | 133.10 | |
| | 5318 - Lobbying Activities | 1130 - County Attorney | 53.95 | |
| | | Total | 53.95 | |
| | 5303 - Medical, Dental, Hospital, Lab | 5330 - Nueces County Animal Services | 45.94 | |
| | | Total | 45.94 | |
| | Total | | | 4,413.08 |
| | 130 - Accounts Receivable | 1472 - Charge Customer A/R | 3492 - Juvenile Justice Post-Adjudica | 2,371.51 |
| | | | Total | 2,371.51 |
| | | 1409 - A/R CREDIT CARDS | 6110 - Agricultural Extension | 80.10 |
| 3480 - Juvenile Probation | | | 70.05 | |
| Total | | | 150.15 | |
| Total | | | 2,521.66 | |
| 732 - Professional Fees | | 7327 - Educational-Registration Fee | 0402 - CSCD | 1,275.00 |
| | Total | | 1,275.00 | |
| | 7328 - Memberships & Dues | 0402 - CSCD | 120.00 | |
| | | Total | 120.00 | |
| | Total | | | 1,395.00 |
| 522 - Food & Kitchen Expenses | 5221 - Food & Edible Items | 1190 - County Clerk Elections | 840.28 | |
| | | 1285 - General Administration | 171.83 | |
| | | 3530 - District Clerk | 118.02 | |
| | | 5105 - Emergency Management | 51.09 | |
| | | 3492 - Juvenile Justice Post-Adjudica | 13.84 | |
| | | Total | 1,195.06 | |
| | 5222 - Food for Animals | 1330 - State Awrded Sheriff | 122.98 | |
| | | Total | 122.98 | |
| | Total | | | 1,318.04 |
| | 742 - Supplies & Other Operating Exp | 7421 - Office Expense & Supplies | 0402 - CSCD | 752.96 |
| Total | | | 752.96 | |
| 7448 - Educational Supplies | | 0440 - Substance Abuse Treatment | 165.00 | |
| | | Total | 165.00 | |
| Total | | | 917.96 | |
| 702 - Travel and Training | 7023 - Lodging | 0402 - CSCD | 867.70 | |
| | | Total | 867.70 | |
| | Total | | | 867.70 |
| 137 - A/R Central Supply | 1433 - A/R Global Spectrum | 0141 - Fairgrounds and Showbarn | 509.22 | |
| | | Total | 509.22 | |
| | Total | | | 509.22 |

Nueces County, Texas
PCard Transaction Totals by Budget Category, Key Code and Department
All Funds
November 2020

| | | | Amount |
|--------------------------------------|---------------------------------------|----------------------------------|-------------------|
| Budget Category | Key Code | Department | |
| 561 - Capital Outlay | 5686 - IT Fixed Asset Exception Items | 0104 - Disaster Recovery | 458.00 |
| | | Total | 458.00 |
| | Total | | 458.00 |
| 518 - Other Personnel Expense | 5185 - Contract Personnel | 5105 - Emergency Management | 308.50 |
| | | Total | 308.50 |
| | 5182 - Uniform Allowance Expense | 5105 - Emergency Management | 81.00 |
| | | Total | 81.00 |
| | Total | | 389.50 |
| 527 - Maint & Repair-Roads & Bridges | 5274 - Parts & Supplies | 0120 - Road & Bridge Fund | 163.86 |
| | | Total | 163.86 |
| | Total | | 163.86 |
| 712 - Furnished Transportation | 7127 - Motor Vehicle Passenger | 0440 - Substance Abuse Treatment | 15.00 |
| | | 0402 - CSCD | 7.50 |
| | | Total | 22.50 |
| | Total | | 22.50 |
| Total | | | 357,988.36 |

Nueces County
Transaction Totals by Department Average
Statement Date(s): 11/28/2020

| Merchant | Amount | Department | Card Holder Name | Average Transaction per Dept | Average Transaction per Cardholder |
|---------------------------|-----------|------------|--------------------------------|------------------------------|------------------------------------|
| FINANCIAL SERVICES | 44,235.88 | 1250 | LARIOZ, CONSUELO PEREZ | 9,017.73 | 15,565.98 |
| GULF COAST MAILING SERV | 2,836.15 | 1250 | LARIOZ, CONSUELO PEREZ | 9,017.73 | 15,565.98 |
| RICOH USA INC | 46,323.84 | 1250 | LARIOZ, CONSUELO PEREZ | 9,017.73 | 15,565.98 |
| AT&T BILL PAYMENT | 13,013.02 | 1250 | GONZALEZ, FRANCISCA YESENIA SA | 9,017.73 | 6,863.95 |
| INTUIT QUICKBOOKS | 714.87 | 1250 | GONZALEZ, FRANCISCA YESENIA SA | 9,017.73 | 6,863.95 |
| CLEAR LAW INSTITUTE | 99.00 | 1250 | ROBINSON, SABRA HALL | 9,017.73 | 294.67 |
| TEXAS ASSOCIATION OF C | 785.00 | 1250 | ROBINSON, SABRA HALL | 9,017.73 | 294.67 |
| ACFE | 205.00 | 1250 | FUENTES, ELVA HERNANDEZ | 9,017.73 | 205.00 |
| CORPUS CHRISTI REGIONAL | 2,200.00 | 1275 | ACOSTA, DIANA MARIA | 2,200.00 | 2,200.00 |
| YOURMEMBER-CAREERS | 584.10 | 1245 | GUERRA, JULIE | 584.10 | 584.10 |
| NICHOLS GUNS | 20.00 | 3850 | PEREZ, EFRAIN | 485.54 | 540.33 |
| RIVERSIDE VETERINARY CLIN | 1,601.00 | 3850 | PEREZ, EFRAIN | 485.54 | 540.33 |
| GOODYEAR TIRE #4739 | 685.44 | 3850 | MARTIN, VANESSA | 485.54 | 458.14 |
| PAYPAL BULLETPROOF BULLE | 624.00 | 3850 | MARTIN, VANESSA | 485.54 | 458.14 |
| RIVERSIDE VETERINARY CLIN | 211.00 | 3850 | MARTIN, VANESSA | 485.54 | 458.14 |
| TEAM CHEVROLET BUICK GMC | 954.00 | 3850 | MARTIN, VANESSA | 485.54 | 458.14 |
| VIP CAR WASH & SUPER | 274.40 | 3850 | MARTIN, VANESSA | 485.54 | 458.14 |
| A&C FIRE EQUIPMENT COMP | 275.00 | 0160 | COX, JOHN F | 455.70 | 455.70 |
| ALARM SECURITY & CONT. | 37.50 | 0160 | COX, JOHN F | 455.70 | 455.70 |
| ALL WEATHER INC. | 655.00 | 0160 | COX, JOHN F | 455.70 | 455.70 |
| DISCOUNT LOCKSMITH AND SU | 248.00 | 0160 | COX, JOHN F | 455.70 | 455.70 |
| IN R & R PETRO SERVICES | 229.75 | 0160 | COX, JOHN F | 455.70 | 455.70 |
| SQ APOLLO AUTOMOTI | 2,313.04 | 0160 | COX, JOHN F | 455.70 | 455.70 |
| SQ G A DOUGLAS | 265.00 | 0160 | COX, JOHN F | 455.70 | 455.70 |
| WCI CORPUS CHRISTI | 78.00 | 0160 | COX, JOHN F | 455.70 | 455.70 |
| BOB BARKER COMPANY INC | 1,115.20 | 3700 | WILLOUGHBY III, WILLIAM F | 437.40 | 779.26 |
| CC DISTRIBUTORS | 397.12 | 3700 | WILLOUGHBY III, WILLIAM F | 437.40 | 779.26 |
| CORPUS CHRISTI SAFE AND L | 112.50 | 3700 | WILLOUGHBY III, WILLIAM F | 437.40 | 779.26 |
| GULF COAST PAPER COMPANY- | 8,731.16 | 3700 | WILLOUGHBY III, WILLIAM F | 437.40 | 779.26 |
| ICS JAIL SUPPLIES | 1,240.00 | 3700 | WILLOUGHBY III, WILLIAM F | 437.40 | 779.26 |
| SAFELITE AUTOGLASS | 92.98 | 3700 | WILLOUGHBY III, WILLIAM F | 437.40 | 779.26 |
| GOODYEAR TIRE #4739 | 685.44 | 3700 | LORBERAU, DANIEL SCOTT | 437.40 | 685.44 |

Nueces County
Transaction Totals by Department Average
Statement Date(s): 11/28/2020

| Merchant | Amount | Department | Card Holder Name | Average Transaction per Dept | Average Transaction per Cardholder |
|---------------------------|-----------|------------|---------------------------|------------------------------|------------------------------------|
| DTV DIRECTV SERVICE | 244.57 | 3700 | ARANDA, JUAN JOSE | 437.40 | 636.34 |
| GULF COAST PAPER COMPANY- | 6,922.55 | 3700 | ARANDA, JUAN JOSE | 437.40 | 636.34 |
| IN B & R TELEPHONE LLC | 469.00 | 3700 | ARANDA, JUAN JOSE | 437.40 | 636.34 |
| GOODYEAR A.S.C. #4738 | 837.19 | 3700 | GARCIA, LAURA N | 437.40 | 449.09 |
| PETSMART # 0196 | 60.99 | 3700 | GARCIA, LAURA N | 437.40 | 449.09 |
| LAW ENFORCEMENT SEMINARS | 385.00 | 3700 | FLORES, MARIA A | 437.40 | 385.00 |
| GOODYEAR A.S.C. #4738 | 342.72 | 3700 | MARTINEZ, JOHN MATTHEW | 437.40 | 342.72 |
| GOODYEAR TIRE #4739 | 856.80 | 3700 | ACEVEDO, FELIX R | 437.40 | 326.92 |
| INTERSTATE BATTERIES | 123.95 | 3700 | ACEVEDO, FELIX R | 437.40 | 326.92 |
| CC STAMP WORKS INC | 91.60 | 3700 | CALZADA, ALLON | 437.40 | 305.01 |
| DAILY WELLS COMMUNICATIO | 99.00 | 3700 | CALZADA, ALLON | 437.40 | 305.01 |
| GOODYEAR A.S.C. #4738 | 1,327.10 | 3700 | CALZADA, ALLON | 437.40 | 305.01 |
| INTERSTATE BATTERIES | 205.00 | 3700 | CALZADA, ALLON | 437.40 | 305.01 |
| SANTA FE ANIMAL HOSPITAL | 412.37 | 3700 | CALZADA, ALLON | 437.40 | 305.01 |
| OFFICE DEPOT #1127 | 0.00 | 3700 | MARTINEZ, CYNTHIA LAURA | 437.40 | 161.85 |
| OFFICE DEPOT #468 | 314.76 | 3700 | MARTINEZ, CYNTHIA LAURA | 437.40 | 161.85 |
| OFFICE DEPOT #70 | 93.69 | 3700 | MARTINEZ, CYNTHIA LAURA | 437.40 | 161.85 |
| TXDPS BREATH TEST | 400.82 | 3700 | MARTINEZ, CYNTHIA LAURA | 437.40 | 161.85 |
| ARNOLD OIL COMPANY | 302.78 | 3700 | RODRIGUEZ, NATIVIDAD | 437.40 | 157.27 |
| THE HOME DEPOT #6584 | 11.76 | 3700 | RODRIGUEZ, NATIVIDAD | 437.40 | 157.27 |
| BOB'S CITY GARAGE | 189.68 | 3700 | NUNEZ, EDUARDO | 437.40 | 101.69 |
| INTERSTATE BATTERIES | 13.70 | 3700 | NUNEZ, EDUARDO | 437.40 | 101.69 |
| DTV DIRECTV SERVICE | 82.35 | 3700 | GALVAN, JOHN A | 437.40 | 82.35 |
| OFFICE DEPOT #468 | 79.96 | 3700 | ESCOBAR, JOE O | 437.40 | 79.96 |
| EVIDENT INC | 67.50 | 3700 | WORTHINGTON, JAY A | 437.40 | 67.50 |
| INTERSTATE BATTERIES | 123.95 | 3700 | MARTINEZ JR, ROLANDO | 437.40 | 65.46 |
| O'REILLY AUTO PARTS 445 | 6.96 | 3700 | MARTINEZ JR, ROLANDO | 437.40 | 65.46 |
| TRACTOR SUPPLY CO #1907 | 61.99 | 3700 | CAMPOS, FRANCISCO | 437.40 | 61.99 |
| 2COCOM MOVAVI.COM | 53.10 | 3700 | PEREZ, DANIEL T | 437.40 | 53.10 |
| WM SUPERCENTER #470 | 49.76 | 3700 | WOOD, ERIC | 437.40 | 49.76 |
| SUTHERLANDS 3210 | 49.46 | 3700 | ROSENBAUM, SYLVIA A | 437.40 | 38.19 |
| THE HOME DEPOT #0526 | 26.91 | 3700 | ROSENBAUM, SYLVIA A | 437.40 | 38.19 |
| AMAZON.COM 2T7F30U42 | 162.39 | 3520 | PUTMAN, MICHELLE A | 417.55 | 741.85 |
| SCRIPPS MEDIA INC | -4,195.00 | 3520 | PUTMAN, MICHELLE A | 417.55 | 741.85 |
| SPL CBCF - COASTAL BEND D | 7,000.00 | 3520 | PUTMAN, MICHELLE A | 417.55 | 741.85 |
| AMAZON.COM PT3E56UY3 | 178.59 | 3520 | ARVIZU, ELIZABETH NICHOLE | 417.55 | 201.35 |
| ANNAVILLE MUFFLER AND | 264.26 | 3520 | ARVIZU, ELIZABETH NICHOLE | 417.55 | 201.35 |

Nueces County
Transaction Totals by Department Average
Statement Date(s): 11/28/2020

| Merchant | Amount | Department | Card Holder Name | Average Transaction per Dept | Average Transaction per Cardholder |
|---------------------------|----------|------------|---------------------------|------------------------------|------------------------------------|
| TDCAA | 494.32 | 3520 | ARVIZU, ELIZABETH NICHOLE | 417.55 | 201.35 |
| TLO TRANSUNION | 175.00 | 3520 | ARVIZU, ELIZABETH NICHOLE | 417.55 | 201.35 |
| ZOOM.US 888-799-9666 | 95.90 | 3520 | ARVIZU, ELIZABETH NICHOLE | 417.55 | 201.35 |
| A&W OFFICE SUPPLY | 128.28 | 1270 | MALDONADO JR, JOHNNY J | 356.52 | 1,013.52 |
| COASTAL OFFICE SOLUTIONS | 1,436.95 | 1270 | MALDONADO JR, JOHNNY J | 356.52 | 1,013.52 |
| GATEWAY PRINTING & OFFICE | 3,502.39 | 1270 | MALDONADO JR, JOHNNY J | 356.52 | 1,013.52 |
| ALTEX COMPUTER AND ELECTR | 71.92 | 1270 | RAMIREZ, ROMEO ANTHONY | 356.52 | 470.08 |
| AMAZON.COM BK6VS6VS3 | 136.46 | 1270 | RAMIREZ, ROMEO ANTHONY | 356.52 | 470.08 |
| AMAZON.COM W18CE20D3 | 92.70 | 1270 | RAMIREZ, ROMEO ANTHONY | 356.52 | 470.08 |
| AMZN MKTP US 281ZE7TP1 | 37.98 | 1270 | RAMIREZ, ROMEO ANTHONY | 356.52 | 470.08 |
| AMZN MKTP US 282Q68982 | 3,599.80 | 1270 | RAMIREZ, ROMEO ANTHONY | 356.52 | 470.08 |
| AMZN MKTP US 283JY8P02 AM | 19.97 | 1270 | RAMIREZ, ROMEO ANTHONY | 356.52 | 470.08 |
| AMZN MKTP US 284WG82P2 | 140.05 | 1270 | RAMIREZ, ROMEO ANTHONY | 356.52 | 470.08 |
| AMZN MKTP US 2875R2AF0 | 419.33 | 1270 | RAMIREZ, ROMEO ANTHONY | 356.52 | 470.08 |
| AMZN MKTP US 8B09B6XS3 | 218.69 | 1270 | RAMIREZ, ROMEO ANTHONY | 356.52 | 470.08 |
| AMZN MKTP US FM39F5TX3 | 628.99 | 1270 | RAMIREZ, ROMEO ANTHONY | 356.52 | 470.08 |
| AMZN MKTP US IT8ZK1YZ3 | 149.03 | 1270 | RAMIREZ, ROMEO ANTHONY | 356.52 | 470.08 |
| AMZN MKTP US KT1M298A3 | 71.98 | 1270 | RAMIREZ, ROMEO ANTHONY | 356.52 | 470.08 |
| AMZN MKTP US N828Z79A3 | 77.94 | 1270 | RAMIREZ, ROMEO ANTHONY | 356.52 | 470.08 |
| AMZN MKTP US P86ZX9M23 | 18.90 | 1270 | RAMIREZ, ROMEO ANTHONY | 356.52 | 470.08 |
| AMZN MKTP US W20H43173 | 458.00 | 1270 | RAMIREZ, ROMEO ANTHONY | 356.52 | 470.08 |
| ARC CORPUS CHRISTI 15 | 103.59 | 1270 | RAMIREZ, ROMEO ANTHONY | 356.52 | 470.08 |
| BESTBUYCOM806352635948 | 149.95 | 1270 | RAMIREZ, ROMEO ANTHONY | 356.52 | 470.08 |
| BESTBUYCOM806368064187 | 103.98 | 1270 | RAMIREZ, ROMEO ANTHONY | 356.52 | 470.08 |
| BESTBUYCOM806369806562 | 39.98 | 1270 | RAMIREZ, ROMEO ANTHONY | 356.52 | 470.08 |
| CARROT TOP INDUSTRIES | 204.26 | 1270 | RAMIREZ, ROMEO ANTHONY | 356.52 | 470.08 |
| CDW GOVT #4348409 | 42.20 | 1270 | RAMIREZ, ROMEO ANTHONY | 356.52 | 470.08 |
| DAILY WELLS COMMUNICATIO | 519.50 | 1270 | RAMIREZ, ROMEO ANTHONY | 356.52 | 470.08 |
| DMI DELL HIGHER EDUC | 571.25 | 1270 | RAMIREZ, ROMEO ANTHONY | 356.52 | 470.08 |
| GATEWAY PRINTING & OFFICE | 2,474.27 | 1270 | RAMIREZ, ROMEO ANTHONY | 356.52 | 470.08 |
| HCTRA EZ TAG ONLINE | 6.25 | 1270 | RAMIREZ, ROMEO ANTHONY | 356.52 | 470.08 |
| HEIL OF TEXAS SAN ANTO | 2,497.75 | 1270 | RAMIREZ, ROMEO ANTHONY | 356.52 | 470.08 |
| NAPNAMEPLATES | 166.84 | 1270 | RAMIREZ, ROMEO ANTHONY | 356.52 | 470.08 |

Nueces County
Transaction Totals by Department Average
Statement Date(s): 11/28/2020

| Merchant | Amount | Department | Card Holder Name | Average Transaction per Dept | Average Transaction per Cardholder |
|---------------------------|----------|------------|------------------------|------------------------------|------------------------------------|
| NUECES CO TX - GOV PAY FE | 3.00 | 1270 | RAMIREZ, ROMEO ANTHONY | 356.52 | 470.08 |
| NUECES CO TX-TAC-MOTOR | 75.00 | 1270 | RAMIREZ, ROMEO ANTHONY | 356.52 | 470.08 |
| O BERK COMPANY LLC | 945.24 | 1270 | RAMIREZ, ROMEO ANTHONY | 356.52 | 470.08 |
| OFFICE DEPOT #1079 | 38.79 | 1270 | RAMIREZ, ROMEO ANTHONY | 356.52 | 470.08 |
| OFFICE DEPOT #1127 | 514.17 | 1270 | RAMIREZ, ROMEO ANTHONY | 356.52 | 470.08 |
| OFFICE DEPOT #468 | 29.99 | 1270 | RAMIREZ, ROMEO ANTHONY | 356.52 | 470.08 |
| SP CC WAREHOUSE | 1,503.67 | 1270 | RAMIREZ, ROMEO ANTHONY | 356.52 | 470.08 |
| SPOK INC | 188.13 | 1270 | RAMIREZ, ROMEO ANTHONY | 356.52 | 470.08 |
| SQ AUTO WORKS UNLIMITED | 2,625.00 | 1270 | RAMIREZ, ROMEO ANTHONY | 356.52 | 470.08 |
| THOMSON WEST TCD | 169.00 | 1270 | RAMIREZ, ROMEO ANTHONY | 356.52 | 470.08 |
| US21 INC | 2,980.00 | 1270 | RAMIREZ, ROMEO ANTHONY | 356.52 | 470.08 |
| CORPUS CHRISTI CALLER | 1,542.90 | 1270 | CROXTON, CHERYL ANN | 356.52 | 385.73 |
| ALTEX COMPUTER AND ELECTR | 19.98 | 1270 | RODRIGUEZ, RAUL R | 356.52 | 380.57 |
| HARBOR FREIGHT TOOLS 71 | 34.39 | 1270 | RODRIGUEZ, RAUL R | 356.52 | 380.57 |
| MINIT MAN - 3 | 92.91 | 1270 | RODRIGUEZ, RAUL R | 356.52 | 380.57 |
| USPS PO 4820250415 | 1,375.00 | 1270 | RODRIGUEZ, RAUL R | 356.52 | 380.57 |
| A&W OFFICE SUPPLY | 2,010.23 | 1270 | CLARK, JAMYE | 356.52 | 318.18 |
| AMAZON.COM 289Y99382 | 73.56 | 1270 | CLARK, JAMYE | 356.52 | 318.18 |
| AMERICAN SOLUTIONS4 BUS | 2,787.95 | 1270 | CLARK, JAMYE | 356.52 | 318.18 |
| AMZN MKTP US 284CP2CX0 | 2,123.76 | 1270 | CLARK, JAMYE | 356.52 | 318.18 |
| AMZN MKTP US 2885K4OG0 | 339.80 | 1270 | CLARK, JAMYE | 356.52 | 318.18 |
| CARROT TOP INDUSTRIES | 64.41 | 1270 | CLARK, JAMYE | 356.52 | 318.18 |
| COASTAL OFFICE SOLUTIONS | 644.73 | 1270 | CLARK, JAMYE | 356.52 | 318.18 |
| GATEWAY PRINTING & OFFICE | 8,452.65 | 1270 | CLARK, JAMYE | 356.52 | 318.18 |
| GOOGLE ROBLOX | 5.40 | 1270 | CLARK, JAMYE | 356.52 | 318.18 |
| GULF COAST PAPER COMPANY- | 5,658.19 | 1270 | CLARK, JAMYE | 356.52 | 318.18 |
| OFFICE DEPOT #1127 | 213.92 | 1270 | CLARK, JAMYE | 356.52 | 318.18 |
| OFFICE DEPOT #472 | 16.76 | 1270 | CLARK, JAMYE | 356.52 | 318.18 |
| THE PAIGE COMPANY CONT | 764.00 | 1270 | CLARK, JAMYE | 356.52 | 318.18 |
| ZEBRATECHNOLOGIES INTL | 487.89 | 1270 | CLARK, JAMYE | 356.52 | 318.18 |
| A&W OFFICE SUPPLY | 2,010.23 | 1270 | CLARK, JAMYE | 356.52 | 248.07 |
| AMAZON.COM 280LO8K92 | 54.87 | 1270 | CLARK, JAMYE | 356.52 | 248.07 |
| AMERICAN SOLUTIONS4 BUS | 2,787.95 | 1270 | CLARK, JAMYE | 356.52 | 248.07 |

Nueces County
Transaction Totals by Department Average
Statement Date(s): 11/28/2020

| Merchant | Amount | Department | Card Holder Name | Average Transaction per Dept | Average Transaction per Cardholder |
|---------------------------|-----------|------------|----------------------|------------------------------|------------------------------------|
| AMZN MKTP US | -1,925.76 | 1270 | CLARK, JAMYE | 356.52 | 248.07 |
| AMZN MKTP US 204HO0LJ2 | 25.99 | 1270 | CLARK, JAMYE | 356.52 | 248.07 |
| AMZN MKTP US 280EZ55C2 | 363.78 | 1270 | CLARK, JAMYE | 356.52 | 248.07 |
| AMZN MKTP US 2883K9831 | 25.98 | 1270 | CLARK, JAMYE | 356.52 | 248.07 |
| CC DISTRIBUTORS | 84.96 | 1270 | CLARK, JAMYE | 356.52 | 248.07 |
| CC STAMP WORKS INC | 910.75 | 1270 | CLARK, JAMYE | 356.52 | 248.07 |
| CDW GOVT #4462886 | -123.62 | 1270 | CLARK, JAMYE | 356.52 | 248.07 |
| COASTAL OFFICE SOLUTIONS | 644.73 | 1270 | CLARK, JAMYE | 356.52 | 248.07 |
| DISPUTE-GOOGLE ROBLOX | -5.40 | 1270 | CLARK, JAMYE | 356.52 | 248.07 |
| GATEWAY PRINTING & OFFICE | 8,452.65 | 1270 | CLARK, JAMYE | 356.52 | 248.07 |
| GULF COAST PAPER COMPANY- | 5,658.19 | 1270 | CLARK, JAMYE | 356.52 | 248.07 |
| IN ACADEMIC CHURCH & CHO | 289.00 | 1270 | CLARK, JAMYE | 356.52 | 248.07 |
| ITD PRINT SOLUTIONS | 204.00 | 1270 | CLARK, JAMYE | 356.52 | 248.07 |
| OFFICE DEPOT #1079 | 49.98 | 1270 | CLARK, JAMYE | 356.52 | 248.07 |
| OFFICE DEPOT #1127 | 213.92 | 1270 | CLARK, JAMYE | 356.52 | 248.07 |
| POSTNET (TX162) | 21.98 | 1270 | CLARK, JAMYE | 356.52 | 248.07 |
| SHI SMARTPRACT#1875365 | 38.00 | 1270 | CLARK, JAMYE | 356.52 | 248.07 |
| SPIRAL BINDING LLC | 97.74 | 1270 | CLARK, JAMYE | 356.52 | 248.07 |
| FASCLAMPITT CORPUS CHRIST | 145.58 | 1270 | HERNANDEZ, MARGARITA | 356.52 | 209.96 |
| GATEWAY PRINTING & OFFICE | 1,744.05 | 1270 | HERNANDEZ, MARGARITA | 356.52 | 209.96 |
| ARC CORPUS CHRISTI 15 | 102.04 | 1270 | CREEK, CYNTHIA | 356.52 | 102.04 |
| PENSKE TRK LSG 054510 | 3,229.34 | 1160 | HART, DENNIS KEITH | 297.54 | 815.38 |
| PENSKE TRK LSG 068410 | 32.18 | 1160 | HART, DENNIS KEITH | 297.54 | 815.38 |
| AMERICAN SOLUTIONS4 BUS | 787.97 | 1160 | MUNGUIA, DIANA | 297.54 | 278.89 |
| AMZN MKTP US V50JX7EK3 | 141.89 | 1160 | MUNGUIA, DIANA | 297.54 | 278.89 |
| AMZN MKTP US W62857533 | 153.72 | 1160 | MUNGUIA, DIANA | 297.54 | 278.89 |
| CANVA 02880-17131236 | 31.98 | 1160 | MUNGUIA, DIANA | 297.54 | 278.89 |
| CHICK-FIL-A #00230 | 520.36 | 1160 | CRUZ, EMMA | 297.54 | 193.01 |
| DOLLAR TREE | 50.88 | 1160 | CRUZ, EMMA | 297.54 | 193.01 |
| DOLLARTREE | 223.00 | 1160 | CRUZ, EMMA | 297.54 | 193.01 |
| H-E-B #139 | 107.71 | 1160 | CRUZ, EMMA | 297.54 | 193.01 |
| LITTLE CAESARS 722 | 179.46 | 1160 | CRUZ, EMMA | 297.54 | 193.01 |
| THE HOME DEPOT 6584 | 574.90 | 1160 | CRUZ, EMMA | 297.54 | 193.01 |
| WAL-MART #1494 | 92.88 | 1160 | CRUZ, EMMA | 297.54 | 193.01 |
| WAL-MART #5460 | 119.35 | 1160 | CRUZ, EMMA | 297.54 | 193.01 |
| WM SUPERCENTER #1494 | 254.56 | 1160 | CRUZ, EMMA | 297.54 | 193.01 |

Nueces County
Transaction Totals by Department Average
Statement Date(s): 11/28/2020

| Merchant | Amount | Department | Card Holder Name | Average Transaction per Dept | Average Transaction per Cardholder |
|---------------------------|----------|------------|---------------------------|------------------------------|------------------------------------|
| H-E-B #643 | 32.75 | 1160 | HERNANDEZ III, LORENZO | 297.54 | 15.24 |
| WAL-MART #0470 | 39.90 | 1160 | HERNANDEZ III, LORENZO | 297.54 | 15.24 |
| WAL-MART #1494 SE2 | -26.93 | 1160 | HERNANDEZ III, LORENZO | 297.54 | 15.24 |
| O'REILLY AUTO PARTS 1982 | 6.99 | 5330 | RAMIREZ, JUAN A | 260.87 | 508.19 |
| TRUCKERS EQUIPMENT | 1,985.81 | 5330 | RAMIREZ, JUAN A | 260.87 | 508.19 |
| VIP CAR WASH AND LUBE NW | 39.95 | 5330 | RAMIREZ, JUAN A | 260.87 | 508.19 |
| ROBLES TIRE | 40.00 | 5330 | MONTES, MICHAEL RENE | 260.87 | 96.00 |
| TEJAS VETERINARY CLINIC | 45.94 | 5330 | MONTES, MICHAEL RENE | 260.87 | 96.00 |
| TRUCKERS EQUIPMENT | 345.43 | 5330 | MONTES, MICHAEL RENE | 260.87 | 96.00 |
| VIP CAR WASH AND LUBE NW | 144.60 | 5330 | MONTES, MICHAEL RENE | 260.87 | 96.00 |
| GPS NUECES COUNTY CSCD | 1,426.55 | 3330 | DELACERDA, AMANDA MARIE | 250.76 | 250.76 |
| GREYHOUND LINES CNP | 77.99 | 3330 | DELACERDA, AMANDA MARIE | 250.76 | 250.76 |
| A & B PLASTICS AND FABRIC | 961.00 | 1570 | SANTA MARIA JR, OSCAR | 245.13 | 961.00 |
| IN PRO TECH MECHANICAL I | 3,331.27 | 1570 | RIOS, AARON CLARK | 245.13 | 842.55 |
| THE HOME DEPOT #6584 | 116.13 | 1570 | RIOS, AARON CLARK | 245.13 | 842.55 |
| TMS SOUTH INC | 2,450.46 | 1570 | RIOS, AARON CLARK | 245.13 | 842.55 |
| A PLUS PLUMBING AND RE | 1,027.50 | 1570 | FLORES, RICHARD | 245.13 | 332.49 |
| CORPUS CHRISTI SAFE AND L | 347.00 | 1570 | FLORES, RICHARD | 245.13 | 332.49 |
| INTERSTATE BATTERIES | 28.70 | 1570 | FLORES, RICHARD | 245.13 | 332.49 |
| JOHNSON CONTROLS SS | 1,076.80 | 1570 | FLORES, RICHARD | 245.13 | 332.49 |
| SQ WELKER ENTERPRISES L | 825.00 | 1570 | FLORES, RICHARD | 245.13 | 332.49 |
| THE HOME DEPOT #6584 | 19.88 | 1570 | FLORES, RICHARD | 245.13 | 332.49 |
| CBS RENTAL & SUPPLY | 326.47 | 1570 | TRIGO, JOE ANTHONY | 245.13 | 326.47 |
| GRAYBAR ELECTRIC | 242.97 | 1570 | BELTRAN, HECTOR A | 245.13 | 302.87 |
| PAYPAL ALARMTX | 680.00 | 1570 | BELTRAN, HECTOR A | 245.13 | 302.87 |
| TOTAL PROTECTION SYSTEMS | 1,500.00 | 1570 | BELTRAN, HECTOR A | 245.13 | 302.87 |
| PRO FIRE PROTECTION INC | 376.75 | 1570 | CRUTCHFIELD, ROCKY J | 245.13 | 258.99 |
| THE HOME DEPOT #6564 | 285.96 | 1570 | CRUTCHFIELD, ROCKY J | 245.13 | 258.99 |
| THE HOME DEPOT #6584 | 114.27 | 1570 | CRUTCHFIELD, ROCKY J | 245.13 | 258.99 |
| THE HOME DEPOT #6584 | 188.72 | 1570 | PALACIOS JR, NICK | 245.13 | 188.72 |
| ASHMORE PAINT COMPANY INC | 571.96 | 1570 | PERALES, ERNESTO GALLEGOS | 245.13 | 172.51 |
| BINSWANGER GLASS #100 | 775.60 | 1570 | PERALES, ERNESTO GALLEGOS | 245.13 | 172.51 |

Nueces County
Transaction Totals by Department Average
Statement Date(s): 11/28/2020

| Merchant | Amount | Department | Card Holder Name | Average Transaction per Dept | Average Transaction per Cardholder |
|---------------------------|----------|------------|---------------------------|------------------------------|------------------------------------|
| CORPUS CHRISTI SAFE AND L | 37.05 | 1570 | PERALES, ERNESTO GALLEGOS | 245.13 | 172.51 |
| SHERWIN WILLIAMS 707406 | 73.16 | 1570 | PERALES, ERNESTO GALLEGOS | 245.13 | 172.51 |
| THE HOME DEPOT #6584 | 94.79 | 1570 | PERALES, ERNESTO GALLEGOS | 245.13 | 172.51 |
| BATTERIES+BULBS #0461 | 21.90 | 1570 | RIOS, BOBBY C | 245.13 | 165.51 |
| BUTLER SIGNATURE EVENTS | 756.00 | 1570 | RIOS, BOBBY C | 245.13 | 165.51 |
| CORPUS CHRISTI SAFE AND L | 15.00 | 1570 | RIOS, BOBBY C | 245.13 | 165.51 |
| MUNIZ ELECTRIC AND COOLIN | 450.00 | 1570 | RIOS, BOBBY C | 245.13 | 165.51 |
| THE HOME DEPOT #6584 | 246.65 | 1570 | RIOS, BOBBY C | 245.13 | 165.51 |
| PRAXAIR DIST INC OAM | 177.29 | 1570 | HARTUNG, MARY ANNE | 245.13 | 155.01 |
| SPECTRUM | 132.72 | 1570 | HARTUNG, MARY ANNE | 245.13 | 155.01 |
| INTERSTATE BATTERIES | 5.00 | 1570 | ORTIZ JR, EVARISTO G | 245.13 | 90.25 |
| JOHNSTONE SUPPLY-CORPUS | 347.44 | 1570 | ORTIZ JR, EVARISTO G | 245.13 | 90.25 |
| OIL PATCH PETROLEUM INC | 198.95 | 1570 | ORTIZ JR, EVARISTO G | 245.13 | 90.25 |
| SHEINBERG TOOL CO. INC. | 145.31 | 1570 | ORTIZ JR, EVARISTO G | 245.13 | 90.25 |
| THE HOME DEPOT #6564 | 71.91 | 1570 | ORTIZ JR, EVARISTO G | 245.13 | 90.25 |
| THE HOME DEPOT 2705 | 0.00 | 1570 | ORTIZ JR, EVARISTO G | 245.13 | 90.25 |
| UNITED REFRIG BR #76 | 133.87 | 1570 | ORTIZ JR, EVARISTO G | 245.13 | 90.25 |
| A PLUS PLUMBING AND RE | 175.00 | 1570 | CASTILLO, NOE C | 245.13 | 72.42 |
| ALBERT STERLING & ASSOC- | 217.50 | 1570 | CASTILLO, NOE C | 245.13 | 72.42 |
| ASHMORE PAINT COMPANY INC | 61.07 | 1570 | CASTILLO, NOE C | 245.13 | 72.42 |
| CC PLUMBING | 29.45 | 1570 | CASTILLO, NOE C | 245.13 | 72.42 |
| COASTAL A.D.S INC. | 82.25 | 1570 | CASTILLO, NOE C | 245.13 | 72.42 |
| CORPUS CHRISTI SAFE AND L | 60.00 | 1570 | CASTILLO, NOE C | 245.13 | 72.42 |
| KULLY SUPPLY | -124.70 | 1570 | CASTILLO, NOE C | 245.13 | 72.42 |
| THE HOME DEPOT #6564 | 10.70 | 1570 | CASTILLO, NOE C | 245.13 | 72.42 |
| THE HOME DEPOT #6584 | 123.73 | 1570 | CASTILLO, NOE C | 245.13 | 72.42 |
| THE HOME DEPOT 2705 | 0.00 | 1570 | CASTILLO, NOE C | 245.13 | 72.42 |
| ZORO TOOLS INC | 451.32 | 1570 | CASTILLO, NOE C | 245.13 | 72.42 |
| POCKETPRESS | 60.44 | 1570 | DORR, CHRISTOPHER EMBERT | 245.13 | 60.44 |
| THE HOME DEPOT #6564 | 57.70 | 1570 | SAIZ, REYMUNDO | 245.13 | 57.70 |
| CREAGER BATTERY AND TI | 7.00 | 1570 | CHERRY III, NED | 245.13 | 7.00 |
| HOLT CAT AR FINANCE - 07 | 2,400.00 | 0180 | CROSS, KENNETH SCOTT | 243.00 | 2,400.00 |
| DISCOUNT TIRE TXC 13 | 811.00 | 0180 | AGUILAR, ROBERT MARIO | 243.00 | 811.00 |

Nueces County
Transaction Totals by Department Average
Statement Date(s): 11/28/2020

| Merchant | Amount | Department | Card Holder Name | Average Transaction per Dept | Average Transaction per Cardholder |
|--------------------------|----------|------------|-----------------------------|------------------------------|------------------------------------|
| HOLT CAT AR FINANCE - 07 | 783.84 | 0180 | SCOTT, ALANA KAY | 243.00 | 721.09 |
| SMARTSIGN | 1,376.03 | 0180 | SCOTT, ALANA KAY | 243.00 | 721.09 |
| USPS PO 4820210418 | 3.40 | 0180 | SCOTT, ALANA KAY | 243.00 | 721.09 |
| HOLT CAT CORPUS - MC | 920.30 | 0180 | STONE, MICHAEL STEVEN | 243.00 | 377.54 |
| LOWES #02506 | 212.31 | 0180 | STONE, MICHAEL STEVEN | 243.00 | 377.54 |
| DEALERS ELECTRICAL #40 | 115.80 | 0180 | GALVAN JR, ANTONIO | 243.00 | 136.30 |
| EXXONMOBIL 45362076 | 871.77 | 0180 | GALVAN JR, ANTONIO | 243.00 | 136.30 |
| FERGUSON ENT # 116 | 327.39 | 0180 | GALVAN JR, ANTONIO | 243.00 | 136.30 |
| LOWES #01825 | 388.41 | 0180 | GALVAN JR, ANTONIO | 243.00 | 136.30 |
| NORTH PADRE ACE HARDWARE | 396.65 | 0180 | GALVAN JR, ANTONIO | 243.00 | 136.30 |
| STEVE OLMEDA EXXON | 180.00 | 0180 | GALVAN JR, ANTONIO | 243.00 | 136.30 |
| THE HOME DEPOT #6584 | 78.94 | 0180 | GALVAN JR, ANTONIO | 243.00 | 136.30 |
| THE HOME DEPOT 526 | 306.55 | 0180 | GALVAN JR, ANTONIO | 243.00 | 136.30 |
| ZARSKY LUMBER-PORT ARANS | 60.46 | 0180 | GALVAN JR, ANTONIO | 243.00 | 136.30 |
| LOWES #01825 | 812.63 | 0180 | CRONIN, RONALD MICHAEL | 243.00 | 121.55 |
| MG BUILDING CORPUS CHRIS | 1,180.84 | 0180 | CRONIN, RONALD MICHAEL | 243.00 | 121.55 |
| NORTH PADRE ACE HARDWARE | 437.62 | 0180 | CRONIN, RONALD MICHAEL | 243.00 | 121.55 |
| 4CHANGE ENERGY | 150.00 | 4110 | HERRERA, VERONICA ELIZABETH | 242.53 | 242.53 |
| 4TE GEXA ENERGY | 76.46 | 4110 | HERRERA, VERONICA ELIZABETH | 242.53 | 242.53 |
| AMBIT TEXAS LLC | 152.50 | 4110 | HERRERA, VERONICA ELIZABETH | 242.53 | 242.53 |
| CITY OF CORPUS CHRISTI | 1,904.04 | 4110 | HERRERA, VERONICA ELIZABETH | 242.53 | 242.53 |
| CORPUS CHRISTI FUNERAL | 1,940.00 | 4110 | HERRERA, VERONICA ELIZABETH | 242.53 | 242.53 |
| FSI CPL RETAIL | 185.15 | 4110 | HERRERA, VERONICA ELIZABETH | 242.53 | 242.53 |
| FSI DIRECT ENERGY | 93.72 | 4110 | HERRERA, VERONICA ELIZABETH | 242.53 | 242.53 |
| GREEN MOUNTAIN ENERGY | 258.00 | 4110 | HERRERA, VERONICA ELIZABETH | 242.53 | 242.53 |
| JUST ENERGY | 132.16 | 4110 | HERRERA, VERONICA ELIZABETH | 242.53 | 242.53 |
| MP2 ENERGY TEXAS LLC | 150.00 | 4110 | HERRERA, VERONICA ELIZABETH | 242.53 | 242.53 |
| NUECES ELECTRIC COOP RET | 54.77 | 4110 | HERRERA, VERONICA ELIZABETH | 242.53 | 242.53 |
| PAW ALL FAITH CREMATION | 1,624.00 | 4110 | HERRERA, VERONICA ELIZABETH | 242.53 | 242.53 |
| RELIANT ENERGY | 1,120.80 | 4110 | HERRERA, VERONICA ELIZABETH | 242.53 | 242.53 |

Nueces County
Transaction Totals by Department Average
Statement Date(s): 11/28/2020

| Merchant | Amount | Department | Card Holder Name | Average Transaction per Dept | Average Transaction per Cardholder |
|---------------------------|----------|------------|-----------------------------|------------------------------|------------------------------------|
| TEXPO DBA YEP & SWPL | 150.00 | 4110 | HERRERA, VERONICA ELIZABETH | 242.53 | 242.53 |
| TREVINO FUNERAL HOME | 920.00 | 4110 | HERRERA, VERONICA ELIZABETH | 242.53 | 242.53 |
| TXU BILL PAYMENT | 2,244.96 | 4110 | HERRERA, VERONICA ELIZABETH | 242.53 | 242.53 |
| ALTEX COMPUTER AND ELECTR | 1,030.79 | 1240 | CANALES, BRENDA LEE | 232.17 | 232.17 |
| AMZN MKTP US 208NE8JW0 | 19.45 | 1240 | CANALES, BRENDA LEE | 232.17 | 232.17 |
| AMZN MKTP US 209YK9JN0 | 105.16 | 1240 | CANALES, BRENDA LEE | 232.17 | 232.17 |
| AMZN MKTP US 281KJ0WW0 | 66.15 | 1240 | CANALES, BRENDA LEE | 232.17 | 232.17 |
| DTV DIRECTV SERVICE | 54.45 | 1240 | CANALES, BRENDA LEE | 232.17 | 232.17 |
| EVEREST WATER COFFEE | 158.50 | 1240 | CANALES, BRENDA LEE | 232.17 | 232.17 |
| GRANDE COMMUNICATIONS | 94.77 | 1240 | CANALES, BRENDA LEE | 232.17 | 232.17 |
| GRAYBAR ELECTRIC | 691.23 | 1240 | CANALES, BRENDA LEE | 232.17 | 232.17 |
| SPECTRUM | 3,330.70 | 1240 | CANALES, BRENDA LEE | 232.17 | 232.17 |
| TAGITM | 175.00 | 1240 | CANALES, BRENDA LEE | 232.17 | 232.17 |
| WCI CORPUS CHRISTI | 78.00 | 1240 | CANALES, BRENDA LEE | 232.17 | 232.17 |
| FIVE POINTS AUTO CENTER | 1,341.14 | 4190 | PAREDEZ, EZEQUIEL | 207.41 | 579.78 |
| SPL ROBSTOWN HARDWARE COM | 1,557.76 | 4190 | PAREDEZ, EZEQUIEL | 207.41 | 579.78 |
| GULF COAST NUT & BOLT SUP | 126.22 | 4190 | STOVALL, SYLVESTER | 207.41 | 278.79 |
| JOHNSTONE SUPPLY-CORPUS | 262.52 | 4190 | STOVALL, SYLVESTER | 207.41 | 278.79 |
| O'REILLY AUTO PARTS 1982 | 454.71 | 4190 | STOVALL, SYLVESTER | 207.41 | 278.79 |
| SHEINBERG TOOL CO. INC. | 270.39 | 4190 | STOVALL, SYLVESTER | 207.41 | 278.79 |
| SMARTLINK | 220.00 | 4190 | STOVALL, SYLVESTER | 207.41 | 278.79 |
| SPL ROBSTOWN HARDWARE COM | 1,445.00 | 4190 | STOVALL, SYLVESTER | 207.41 | 278.79 |
| THE HOME DEPOT #6564 | 1,739.62 | 4190 | STOVALL, SYLVESTER | 207.41 | 278.79 |
| THE HOME DEPOT 2705 | 0.00 | 4190 | STOVALL, SYLVESTER | 207.41 | 278.79 |
| THE HOME DEPOT 6564 | 778.60 | 4190 | STOVALL, SYLVESTER | 207.41 | 278.79 |
| FIVE POINTS AUTO CENTER | 72.78 | 4190 | VALADEZ, JOSE | 207.41 | 156.43 |
| O'REILLY AUTO PARTS 1982 | 129.60 | 4190 | VALADEZ, JOSE | 207.41 | 156.43 |
| ROBLES TIRE | 40.00 | 4190 | VALADEZ, JOSE | 207.41 | 156.43 |
| THE HOME DEPOT #6564 | 539.58 | 4190 | VALADEZ, JOSE | 207.41 | 156.43 |
| THE HOME DEPOT #6584 | 152.86 | 4190 | VALADEZ, JOSE | 207.41 | 156.43 |
| THE HOME DEPOT 526 | 209.00 | 4190 | VALADEZ, JOSE | 207.41 | 156.43 |
| THE HOME DEPOT 6564 | 86.66 | 4190 | VALADEZ, JOSE | 207.41 | 156.43 |

Nueces County
Transaction Totals by Department Average
Statement Date(s): 11/28/2020

| Merchant | Amount | Department | Card Holder Name | Average Transaction per Dept | Average Transaction per Cardholder |
|---------------------------|----------|------------|-------------------------|------------------------------|------------------------------------|
| ULTIMATE SIGNS AND GRAPHI | 1,116.00 | 4190 | VALADEZ, JOSE | 207.41 | 156.43 |
| 24 HR SAFETY-CORPUS CH | -0.30 | 4190 | MONTEMAYOR, ELIZABETH J | 207.41 | 139.11 |
| C.C BUILDERS HARDWARE | 22.50 | 4190 | MONTEMAYOR, ELIZABETH J | 207.41 | 139.11 |
| HOBBY-LOBBY #0116 | 19.95 | 4190 | MONTEMAYOR, ELIZABETH J | 207.41 | 139.11 |
| SPL ROBSTOWN HARDWARE COM | 444.72 | 4190 | MONTEMAYOR, ELIZABETH J | 207.41 | 139.11 |
| SQ SOUTH TEXAS SMALL ENG | 4.29 | 4190 | MONTEMAYOR, ELIZABETH J | 207.41 | 139.11 |
| SQ STICKER STORE LLC | 375.00 | 4190 | MONTEMAYOR, ELIZABETH J | 207.41 | 139.11 |
| THE HOME DEPOT #0526 | 68.94 | 4190 | MONTEMAYOR, ELIZABETH J | 207.41 | 139.11 |
| THE HOME DEPOT #6564 | 298.54 | 4190 | MONTEMAYOR, ELIZABETH J | 207.41 | 139.11 |
| TRACTOR SUPPLY CO #1907 | 132.91 | 4190 | MONTEMAYOR, ELIZABETH J | 207.41 | 139.11 |
| ULTIMATE SIGNS AND GRAPHI | 212.50 | 4190 | MONTEMAYOR, ELIZABETH J | 207.41 | 139.11 |
| WESTERN AUTO ACE HARDWAR | 229.35 | 4190 | MONTEMAYOR, ELIZABETH J | 207.41 | 139.11 |
| ADT SECURITY 402773023 | 164.40 | 4190 | HERNANDEZ, JUANITA | 207.41 | 133.96 |
| OFFICE DEPOT #468 | 28.49 | 4190 | HERNANDEZ, JUANITA | 207.41 | 133.96 |
| OFFICE DEPOT #70 | 596.17 | 4190 | HERNANDEZ, JUANITA | 207.41 | 133.96 |
| SPECTRUM | 462.32 | 4190 | HERNANDEZ, JUANITA | 207.41 | 133.96 |
| WCI CORPUS CHRISTI | 624.00 | 4190 | HERNANDEZ, JUANITA | 207.41 | 133.96 |
| BECK AND MASTEN BUICK GMC | 0.00 | 4190 | SANTOS, MARCELINA V | 207.41 | 28.38 |
| THE HOME DEPOT 6564 | 85.15 | 4190 | SANTOS, MARCELINA V | 207.41 | 28.38 |
| HOMEWOOD SUITES | 370.50 | 0402 | SHULL, WILLIAM AGUSTIN | 200.20 | 370.50 |
| FAIRFIELD INN & SUITES | 171.76 | 0402 | MORALES, RICARDO | 200.20 | 253.17 |
| FREDERICKSBURG INN & STE | 325.44 | 0402 | MORALES, RICARDO | 200.20 | 253.17 |
| PAYPAL STRIDESYOUT | 1,275.00 | 0402 | MORALES, RICARDO | 200.20 | 253.17 |
| THERANEST WILEY M | 165.00 | 0402 | LAVERS, THOMAS EARL | 200.20 | 165.00 |
| AMERICAN RED CROSS | 120.00 | 0402 | SVEHLA, STANLEY COY | 200.20 | 127.92 |
| AMZN MKTP US LG7QP3EL3 AM | 81.96 | 0402 | SVEHLA, STANLEY COY | 200.20 | 127.92 |
| AMZN MKTP US M470H7ZR3 | 179.88 | 0402 | SVEHLA, STANLEY COY | 200.20 | 127.92 |
| GOV-PAY FEE (NUECES) | 3.00 | 0402 | SVEHLA, STANLEY COY | 200.20 | 127.92 |
| NUECES COUNTY TAX OFFICE | 22.50 | 0402 | SVEHLA, STANLEY COY | 200.20 | 127.92 |
| R&R AWARDS | 374.15 | 0402 | SVEHLA, STANLEY COY | 200.20 | 127.92 |
| WALMART.COM AT | 113.97 | 0402 | SVEHLA, STANLEY COY | 200.20 | 127.92 |
| AMAZON.COM 209VF3FH0 AMZN | 649.99 | 0370 | BOULAN, YOSHIKO | 198.58 | 343.16 |
| KYOCERA DOCUMENT SOLUTION | 36.32 | 0370 | BOULAN, YOSHIKO | 198.58 | 343.16 |

Nueces County
Transaction Totals by Department Average
Statement Date(s): 11/28/2020

| Merchant | Amount | Department | Card Holder Name | Average Transaction per Dept | Average Transaction per Cardholder |
|---------------------------|--------|------------|-------------------------------|------------------------------|------------------------------------|
| 8X8 INC. | 285.54 | 0370 | CARRIZALES, DANIEL VILLARREAL | 198.58 | 188.25 |
| AMZ INDIGO SOFTWARE | 59.99 | 0370 | CARRIZALES, DANIEL VILLARREAL | 198.58 | 188.25 |
| AMZN MKTP US 288H37WL2 | 21.64 | 0370 | CARRIZALES, DANIEL VILLARREAL | 198.58 | 188.25 |
| BESTBUYCOM806360265336 | 39.99 | 0370 | CARRIZALES, DANIEL VILLARREAL | 198.58 | 188.25 |
| BESTBUYCOM806360307517 | 839.97 | 0370 | CARRIZALES, DANIEL VILLARREAL | 198.58 | 188.25 |
| CROSS BORDER TRANS FEE | 0.15 | 0370 | CARRIZALES, DANIEL VILLARREAL | 198.58 | 188.25 |
| MICROSOFT MICROSOFT 365 F | 108.23 | 0370 | CARRIZALES, DANIEL VILLARREAL | 198.58 | 188.25 |
| NEWEGG TEXAS | 856.95 | 0370 | CARRIZALES, DANIEL VILLARREAL | 198.58 | 188.25 |
| PAYPAL WONDERIDEA | 15.00 | 0370 | CARRIZALES, DANIEL VILLARREAL | 198.58 | 188.25 |
| REMOTEP C SIGNUP CHARGE | 104.25 | 0370 | CARRIZALES, DANIEL VILLARREAL | 198.58 | 188.25 |
| SPECTRUM | 115.58 | 0370 | CARRIZALES, DANIEL VILLARREAL | 198.58 | 188.25 |
| AMZN MKTP US 201PW1L31 | 237.95 | 0370 | MENDIETA, VICTOR EMILIANO | 198.58 | 167.59 |
| AMZN MKTP US 9969U7W83 | 139.99 | 0370 | MENDIETA, VICTOR EMILIANO | 198.58 | 167.59 |
| NEWEGG TEXAS | 459.99 | 0370 | MENDIETA, VICTOR EMILIANO | 198.58 | 167.59 |
| AUTOZONE #1344 | 3.99 | 3810 | MARTINEZ, FELIPE DE JESUS | 196.65 | 217.92 |
| INTERSTATE BATTERIES | 119.95 | 3810 | MARTINEZ, FELIPE DE JESUS | 196.65 | 217.92 |
| NICHOLS GUNS | 163.98 | 3810 | MARTINEZ, FELIPE DE JESUS | 196.65 | 217.92 |
| PRO FIRE PROTECTION INC | 62.50 | 3810 | MARTINEZ, FELIPE DE JESUS | 196.65 | 217.92 |
| TEXAS GUN SHOP INC | 957.12 | 3810 | MARTINEZ, FELIPE DE JESUS | 196.65 | 217.92 |
| APOLLO TOWING EASY RIDER | 60.00 | 3810 | ROSAS, STEPHEN A | 196.65 | 200.90 |
| FIRESTONE20052 | 872.22 | 3810 | ROSAS, STEPHEN A | 196.65 | 200.90 |
| H&L DISCOUNT OIL | 682.87 | 3810 | ROSAS, STEPHEN A | 196.65 | 200.90 |
| OFFICE DEPOT #468 | 87.98 | 3810 | ROSAS, STEPHEN A | 196.65 | 200.90 |
| SQ ABSOLUTE WRECKER & ST | 65.00 | 3810 | ROSAS, STEPHEN A | 196.65 | 200.90 |
| TEXAS EXCELLENCE DETAIL | 40.00 | 3810 | ROSAS, STEPHEN A | 196.65 | 200.90 |
| H&L DISCOUNT OIL | 227.50 | 3810 | CANTU, MARK A | 196.65 | 113.75 |
| CORPUS CHRISTI CALLER | 717.80 | 1122 | BEDIA, MARIA MAGDALENA | 196.07 | 196.07 |
| IN ASTA-USA TRANSLATION | 247.20 | 1122 | BEDIA, MARIA MAGDALENA | 196.07 | 196.07 |
| OFFICE DEPOT #1127 | 194.17 | 1122 | BEDIA, MARIA MAGDALENA | 196.07 | 196.07 |
| OFFICE DEPOT #70 | 213.32 | 1122 | BEDIA, MARIA MAGDALENA | 196.07 | 196.07 |

Nueces County
Transaction Totals by Department Average
Statement Date(s): 11/28/2020

| Merchant | Amount | Department | Card Holder Name | Average Transaction per Dept | Average Transaction per Cardholder |
|---------------------------|----------|------------|----------------------|------------------------------|------------------------------------|
| EWALD KUBOTA - CORPUS CHR | 959.98 | 0120 | GARCIA, JERRY ADOLFO | 194.21 | 959.98 |
| ARC CORPUS CHRISTI 15 | 521.22 | 0120 | MORENO, YOLANDA | 194.21 | 881.05 |
| CORPUS CHRISTI FREIGHTLIN | 994.55 | 0120 | MORENO, YOLANDA | 194.21 | 881.05 |
| PODS OF CORPUS CHRISTI | 174.00 | 0120 | MORENO, YOLANDA | 194.21 | 881.05 |
| SP TURFCOGRASS | 2,335.00 | 0120 | MORENO, YOLANDA | 194.21 | 881.05 |
| TCEQ EPAYMENT | 511.51 | 0120 | MORENO, YOLANDA | 194.21 | 881.05 |
| TEXAN GLASS - SOUTH INC | 750.00 | 0120 | MORENO, YOLANDA | 194.21 | 881.05 |
| REPUBLIC SERVICES TRASH | 503.50 | 0120 | OSERRAOS, NORA | 194.21 | 503.50 |
| HOELSCHER ELECTRIC CO. | 1,393.86 | 0120 | JAQUEZ, NOE F | 194.21 | 345.39 |
| MCCOYS #17 | 1,183.63 | 0120 | JAQUEZ, NOE F | 194.21 | 345.39 |
| SHINE ON CAR WASH | 42.00 | 0120 | JAQUEZ, NOE F | 194.21 | 345.39 |
| TEXAS THRONE LLC | 125.00 | 0120 | JAQUEZ, NOE F | 194.21 | 345.39 |
| THE HOME DEPOT #6564 | 286.25 | 0120 | JAQUEZ, NOE F | 194.21 | 345.39 |
| THE HOME DEPOT 6564 | 699.00 | 0120 | JAQUEZ, NOE F | 194.21 | 345.39 |
| WRIGHT MATERIALS INC ROBS | 414.95 | 0120 | JAQUEZ, NOE F | 194.21 | 345.39 |
| SOUTHERN TIRE MART | 3,349.00 | 0120 | ORTIZ, CIPRIANO | 194.21 | 334.90 |
| SPL ROBSTOWN HARDWARE COM | 602.73 | 0120 | HERNANDEZ, NOE C | 194.21 | 301.37 |
| ADVANCE AUTO PARTS #3344 | 4.99 | 0120 | BATES, RANDY LEE | 194.21 | 203.76 |
| AN CHEVROLET N CORPUS | 61.54 | 0120 | BATES, RANDY LEE | 194.21 | 203.76 |
| ARNOLD OIL COMPANY | 109.90 | 0120 | BATES, RANDY LEE | 194.21 | 203.76 |
| BUSH HYDRAULICS | 262.72 | 0120 | BATES, RANDY LEE | 194.21 | 203.76 |
| C.C. BATTERY COMPANY | 133.94 | 0120 | BATES, RANDY LEE | 194.21 | 203.76 |
| CERTIFIED LABORATORIES | 190.43 | 0120 | BATES, RANDY LEE | 194.21 | 203.76 |
| CORPUS CHRISTI FORD | 111.74 | 0120 | BATES, RANDY LEE | 194.21 | 203.76 |
| CORPUS CHRISTI FREIGHTLIN | 33.02 | 0120 | BATES, RANDY LEE | 194.21 | 203.76 |
| IN MERCURY AUTO AIR LLC | 56.20 | 0120 | BATES, RANDY LEE | 194.21 | 203.76 |
| IN R & R PETRO SERVICES | 36.76 | 0120 | BATES, RANDY LEE | 194.21 | 203.76 |
| O'REILLY AUTO PARTS 635 | 418.77 | 0120 | BATES, RANDY LEE | 194.21 | 203.76 |
| RAM PRODUCTS LTD. | 249.65 | 0120 | BATES, RANDY LEE | 194.21 | 203.76 |
| SAMES FORD LINCOLN | 705.17 | 0120 | BATES, RANDY LEE | 194.21 | 203.76 |
| SHEINBERG TOOL CO. INC. | 206.22 | 0120 | BATES, RANDY LEE | 194.21 | 203.76 |
| SPL ROBSTOWN HARDWARE COM | 1,203.75 | 0120 | BATES, RANDY LEE | 194.21 | 203.76 |
| SQ SOUTH TEXAS SMALL ENG | 75.73 | 0120 | BATES, RANDY LEE | 194.21 | 203.76 |
| TEXAS DIESEL SPECIALIST | 2,360.42 | 0120 | BATES, RANDY LEE | 194.21 | 203.76 |
| TRUCKERS EQUIPMENT | 90.07 | 0120 | BATES, RANDY LEE | 194.21 | 203.76 |

Nueces County
Transaction Totals by Department Average
Statement Date(s): 11/28/2020

| Merchant | Amount | Department | Card Holder Name | Average Transaction per Dept | Average Transaction per Cardholder |
|---------------------------|----------|------------|-------------------|------------------------------|------------------------------------|
| VALICOR ENVIRONMENTAL | 117.75 | 0120 | BATES, RANDY LEE | 194.21 | 203.76 |
| WAUKESHA-PEARCE CORPUS | 1,280.91 | 0120 | BATES, RANDY LEE | 194.21 | 203.76 |
| WOODY'S TRUCK CENTER | 33.34 | 0120 | BATES, RANDY LEE | 194.21 | 203.76 |
| HOMEDEPOT.COM | 238.00 | 0120 | MOLINA, MICHAEL A | 194.21 | 153.99 |
| THE HOME DEPOT #0526 | 69.97 | 0120 | MOLINA, MICHAEL A | 194.21 | 153.99 |
| CBS RENTAL & SUPPLY | 281.86 | 0120 | DELUNA, RICHARD M | 194.21 | 140.25 |
| EL CENTRO LANDFILL | 251.44 | 0120 | DELUNA, RICHARD M | 194.21 | 140.25 |
| HOELSCHER ELECTRIC CO. | 605.78 | 0120 | DELUNA, RICHARD M | 194.21 | 140.25 |
| IN R & R PETRO SERVICES | 18.86 | 0120 | DELUNA, RICHARD M | 194.21 | 140.25 |
| MCCOYS #66 | 479.85 | 0120 | DELUNA, RICHARD M | 194.21 | 140.25 |
| SHEINBERG TOOL CO. INC. | 92.60 | 0120 | DELUNA, RICHARD M | 194.21 | 140.25 |
| THE HOME DEPOT 6564 | 91.36 | 0120 | DELUNA, RICHARD M | 194.21 | 140.25 |
| WRIGHT MATERIALS INC ROBS | 562.55 | 0120 | DELUNA, RICHARD M | 194.21 | 140.25 |
| ADVANCE AUTO PARTS #3344 | 91.96 | 0120 | MERCADO, SANTIAGO | 194.21 | 108.45 |
| AIRGAS USA LLC | 229.74 | 0120 | MERCADO, SANTIAGO | 194.21 | 108.45 |
| ARMSTRONG LUMBER COMPANY | 19.50 | 0120 | MERCADO, SANTIAGO | 194.21 | 108.45 |
| ARNOLD OIL COMPANY | 391.73 | 0120 | MERCADO, SANTIAGO | 194.21 | 108.45 |
| BUSH HYDRAULICS | 58.04 | 0120 | MERCADO, SANTIAGO | 194.21 | 108.45 |
| C.C. BATTERY COMPANY | 144.68 | 0120 | MERCADO, SANTIAGO | 194.21 | 108.45 |
| COASTAL DIESEL INJECTION | 24.26 | 0120 | MERCADO, SANTIAGO | 194.21 | 108.45 |
| CORPUS CHRISTI FREIGHTLIN | 504.66 | 0120 | MERCADO, SANTIAGO | 194.21 | 108.45 |
| CREAGER BATTERY AND TI | 7.00 | 0120 | MERCADO, SANTIAGO | 194.21 | 108.45 |
| FLEETPRIDE155 | 38.44 | 0120 | MERCADO, SANTIAGO | 194.21 | 108.45 |
| HOLT CAT CORPUS - MC | 236.14 | 0120 | MERCADO, SANTIAGO | 194.21 | 108.45 |
| HOSE OF SOUTH TEXAS | 294.54 | 0120 | MERCADO, SANTIAGO | 194.21 | 108.45 |
| IWS GAS AND SUPPLY OF TX | 35.21 | 0120 | MERCADO, SANTIAGO | 194.21 | 108.45 |
| NSC NORTHERN SAFETY CO | 186.72 | 0120 | MERCADO, SANTIAGO | 194.21 | 108.45 |
| O'REILLY AUTO PARTS 635 | 522.59 | 0120 | MERCADO, SANTIAGO | 194.21 | 108.45 |
| PMI ROBSTOWN | 147.14 | 0120 | MERCADO, SANTIAGO | 194.21 | 108.45 |
| RUSH TRK CTR CORPUS CHRI | 276.80 | 0120 | MERCADO, SANTIAGO | 194.21 | 108.45 |
| SHEINBERG TOOL CO. INC. | 411.10 | 0120 | MERCADO, SANTIAGO | 194.21 | 108.45 |
| SOUTHWEST WHEEL CO COR | 5.15 | 0120 | MERCADO, SANTIAGO | 194.21 | 108.45 |
| SPL ROBSTOWN HARDWARE COM | 2,012.71 | 0120 | MERCADO, SANTIAGO | 194.21 | 108.45 |

Nueces County
Transaction Totals by Department Average
Statement Date(s): 11/28/2020

| Merchant | Amount | Department | Card Holder Name | Average Transaction per Dept | Average Transaction per Cardholder |
|---------------------------|--------|------------|---------------------------|------------------------------|------------------------------------|
| SQ SIGN SOLUTIONS | 710.00 | 0120 | MERCADO, SANTIAGO | 194.21 | 108.45 |
| SQ SOUTH TEXAS SMALL ENG | 147.86 | 0120 | MERCADO, SANTIAGO | 194.21 | 108.45 |
| TRUCKERS EQUIPMENT | 294.39 | 0120 | MERCADO, SANTIAGO | 194.21 | 108.45 |
| WAUKESHA-PEARCE CORPUS | 809.37 | 0120 | MERCADO, SANTIAGO | 194.21 | 108.45 |
| WOODY'S TRUCK CENTER | 208.95 | 0120 | MERCADO, SANTIAGO | 194.21 | 108.45 |
| BUSTERS PROPANE | 183.68 | 0120 | MORADO, ROBERT LUIS | 194.21 | 91.84 |
| AOC AUTO PARTS | 21.49 | 0120 | CISNEROS, SIMON G | 194.21 | 74.96 |
| CORPUS CHRISTI FORD | 145.80 | 0120 | CISNEROS, SIMON G | 194.21 | 74.96 |
| HOSE OF SOUTH TEXAS | 44.19 | 0120 | CISNEROS, SIMON G | 194.21 | 74.96 |
| MCCOYS #17 | 71.98 | 0120 | CISNEROS, SIMON G | 194.21 | 74.96 |
| O'REILLY AUTO PARTS 1441 | 5.72 | 0120 | CISNEROS, SIMON G | 194.21 | 74.96 |
| O'REILLY AUTO PARTS 1982 | 149.47 | 0120 | CISNEROS, SIMON G | 194.21 | 74.96 |
| O'REILLY AUTO PARTS 635 | 5.66 | 0120 | CISNEROS, SIMON G | 194.21 | 74.96 |
| SHEINBERG TOOL CO. INC. | 321.12 | 0120 | CISNEROS, SIMON G | 194.21 | 74.96 |
| TRACTOR SUPPLY #333 | 134.05 | 0120 | CISNEROS, SIMON G | 194.21 | 74.96 |
| THE HOME DEPOT #6584 | 8.50 | 0120 | SCHULTZ, MILTON C | 194.21 | 8.50 |
| AMERLIBASSOC ECOMMERCE | 422.00 | 6310 | GARZA, IDA GONZALEZ | 176.66 | 422.00 |
| AMZN MKTP US 198DY9893 | 402.87 | 6310 | DRILLEN, CRYSTAL | 176.66 | 208.63 |
| AMZN MKTP US FC9SY7G93 | 22.04 | 6310 | DRILLEN, CRYSTAL | 176.66 | 208.63 |
| COLLABORATIVE SUMMER LIBR | 370.25 | 6310 | DRILLEN, CRYSTAL | 176.66 | 208.63 |
| TEXAS COMPUTER EDUCATION | 179.00 | 6310 | DRILLEN, CRYSTAL | 176.66 | 208.63 |
| TEXAS LIBRARY ASSN | 69.00 | 6310 | DRILLEN, CRYSTAL | 176.66 | 208.63 |
| HOBBY-LOBBY #0116 | 291.28 | 6310 | ANGUIANO, VERONICA NICOLE | 176.66 | 95.62 |
| TEXAS COMPUTER EDUCATION | 179.00 | 6310 | ANGUIANO, VERONICA NICOLE | 176.66 | 95.62 |
| WAL-MART #0464 | 7.84 | 6310 | ANGUIANO, VERONICA NICOLE | 176.66 | 95.62 |
| GAMBLER SPECIALTIES INC | 81.00 | 5105 | MUNGUIA, MELISSA BETH | 148.05 | 148.05 |
| H-E-B #210 | 51.09 | 5105 | MUNGUIA, MELISSA BETH | 148.05 | 148.05 |
| SPECTRUM | 151.62 | 5105 | MUNGUIA, MELISSA BETH | 148.05 | 148.05 |
| STITCH IT CUSTOM EMBROIDE | 308.50 | 5105 | MUNGUIA, MELISSA BETH | 148.05 | 148.05 |
| AMBIT TEXAS LLC | 305.00 | 4130 | MARTINEZ, SARAH EVETTE | 146.02 | 146.02 |
| AMIGO ENERGY | 119.91 | 4130 | MARTINEZ, SARAH EVETTE | 146.02 | 146.02 |
| CHAMPION ENERGY SERVICES | 150.00 | 4130 | MARTINEZ, SARAH EVETTE | 146.02 | 146.02 |
| CITY OF BISHOP UTILITIES | 186.20 | 4130 | MARTINEZ, SARAH EVETTE | 146.02 | 146.02 |

Nueces County
Transaction Totals by Department Average
Statement Date(s): 11/28/2020

| Merchant | Amount | Department | Card Holder Name | Average Transaction per Dept | Average Transaction per Cardholder |
|---------------------------|----------|------------|-------------------------|------------------------------|------------------------------------|
| CITY OF CORPUS CHRISTI | 554.20 | 4130 | MARTINEZ, SARAH EVETTE | 146.02 | 146.02 |
| CORPUS CHRISTI FUNERAL | 1,840.00 | 4130 | MARTINEZ, SARAH EVETTE | 146.02 | 146.02 |
| FRONTIER UTILITIES | 300.00 | 4130 | MARTINEZ, SARAH EVETTE | 146.02 | 146.02 |
| FSI CENTERPOINT ENERGY | 48.24 | 4130 | MARTINEZ, SARAH EVETTE | 146.02 | 146.02 |
| FSI CPL RETAIL | 337.00 | 4130 | MARTINEZ, SARAH EVETTE | 146.02 | 146.02 |
| FSI DIRECT ENERGY | 132.19 | 4130 | MARTINEZ, SARAH EVETTE | 146.02 | 146.02 |
| FSI FIRST CHOICE POWER | 110.93 | 4130 | MARTINEZ, SARAH EVETTE | 146.02 | 146.02 |
| GOVERNMENT PAYMENTS | 6.00 | 4130 | MARTINEZ, SARAH EVETTE | 146.02 | 146.02 |
| GREEN MOUNTAIN ENERGY | 99.34 | 4130 | MARTINEZ, SARAH EVETTE | 146.02 | 146.02 |
| JCPENNEY EGIFT CARD | 4,175.00 | 4130 | MARTINEZ, SARAH EVETTE | 146.02 | 146.02 |
| JUST ENERGY | 170.69 | 4130 | MARTINEZ, SARAH EVETTE | 146.02 | 146.02 |
| NUECES COUNTY WCID 3 | 243.45 | 4130 | MARTINEZ, SARAH EVETTE | 146.02 | 146.02 |
| NUECES ELECTRIC COOP | 550.90 | 4130 | MARTINEZ, SARAH EVETTE | 146.02 | 146.02 |
| NUECES ELECTRIC COOP RET | 150.00 | 4130 | MARTINEZ, SARAH EVETTE | 146.02 | 146.02 |
| RELIANT ENERGY | 224.64 | 4130 | MARTINEZ, SARAH EVETTE | 146.02 | 146.02 |
| ROBSTOWN UTILITY SYSTEMS | 3,747.92 | 4130 | MARTINEZ, SARAH EVETTE | 146.02 | 146.02 |
| STREAM ENERGY | 358.30 | 4130 | MARTINEZ, SARAH EVETTE | 146.02 | 146.02 |
| TREVINO FUNERAL HOME | 20.00 | 4130 | MARTINEZ, SARAH EVETTE | 146.02 | 146.02 |
| TXU BILL PAYMENT | 1,148.88 | 4130 | MARTINEZ, SARAH EVETTE | 146.02 | 146.02 |
| U.S. RETAILERS | 150.00 | 4130 | MARTINEZ, SARAH EVETTE | 146.02 | 146.02 |
| WALMART EGIFT CARD | 4,433.35 | 4130 | MARTINEZ, SARAH EVETTE | 146.02 | 146.02 |
| XOOM ENERGY | 150.00 | 4130 | MARTINEZ, SARAH EVETTE | 146.02 | 146.02 |
| ARMSTRONG LUMBER COMPANY | 2.90 | 3092 | HINOJOSA, VICTOR A | 130.32 | 177.20 |
| DAILY WELLS COMMUNICATIO | 297.13 | 3092 | HINOJOSA, VICTOR A | 130.32 | 177.20 |
| GREYHOUND LINES 6855 | 82.85 | 3092 | HINOJOSA, VICTOR A | 130.32 | 177.20 |
| PRO FIRE PROTECTION INC | 5.00 | 3092 | HINOJOSA, VICTOR A | 130.32 | 177.20 |
| TRUCKERS EQUIPMENT | 1,083.44 | 3092 | HINOJOSA, VICTOR A | 130.32 | 177.20 |
| UNIVAR USA INC. | 123.45 | 3092 | HINOJOSA, VICTOR A | 130.32 | 177.20 |
| GREYHOUND LINES 6855 | 133.55 | 3092 | FLORES, MICHAEL ANTHONY | 130.32 | 70.04 |
| JACKS SMALL ENGINES & GEN | 102.25 | 3092 | FLORES, MICHAEL ANTHONY | 130.32 | 70.04 |
| O'REILLY AUTO PARTS 635 | 81.55 | 3092 | FLORES, MICHAEL ANTHONY | 130.32 | 70.04 |
| UNIVAR USA INC. | 172.94 | 3092 | FLORES, MICHAEL ANTHONY | 130.32 | 70.04 |
| H-E-B #270 | 118.02 | 3530 | LORENTZEN, ANNE E | 118.02 | 118.02 |
| AMERICAN RED CROSS | 450.00 | 3480 | MILAM, JOHN | 112.50 | 150.00 |
| DISNEYPLUS | 14.06 | 3480 | SALDANA, DEANNA | 112.50 | 146.41 |
| GULF COAST PAPER COMPANY- | 1,148.76 | 3480 | SALDANA, DEANNA | 112.50 | 146.41 |

Nueces County
Transaction Totals by Department Average
Statement Date(s): 11/28/2020

| Merchant | Amount | Department | Card Holder Name | Average Transaction per Dept | Average Transaction per Cardholder |
|---------------------------|----------|------------|--------------------------|------------------------------|------------------------------------|
| IDENTOGO - TX FINGERPRINT | 55.00 | 3480 | SALDANA, DEANNA | 112.50 | 146.41 |
| SABAL DENTAL ALAMEDA - VT | 344.00 | 3480 | SALDANA, DEANNA | 112.50 | 146.41 |
| SQ JMJ BUSINESS EQUIPMEN | 69.95 | 3480 | SALDANA, DEANNA | 112.50 | 146.41 |
| TLC COMPLETE CARE | 500.00 | 3480 | SALDANA, DEANNA | 112.50 | 146.41 |
| WAL-MART #0470 | 64.43 | 3480 | SALDANA, DEANNA | 112.50 | 146.41 |
| ALTEX COMPUTER AND ELECTR | 199.80 | 3480 | MORENO, JOSHUA ANTHONY | 112.50 | 139.84 |
| COASTAL BEND EYE CENTER | 68.00 | 3480 | MORENO, JOSHUA ANTHONY | 112.50 | 139.84 |
| THE HOME DEPOT #6584 | 31.28 | 3480 | MORENO, JOSHUA ANTHONY | 112.50 | 139.84 |
| THE HOME DEPOT 6584 | 362.14 | 3480 | MORENO, JOSHUA ANTHONY | 112.50 | 139.84 |
| WAL-MART #0470 | 38.00 | 3480 | MORENO, JOSHUA ANTHONY | 112.50 | 139.84 |
| H-E-B #643 | 1,324.35 | 3480 | MORIN, ERICKA ANGELA | 112.50 | 132.44 |
| PAYPAL CJJ COL | 95.00 | 3480 | SCHMIDT, CLAUDIA ANNETTE | 112.50 | 95.00 |
| AIRGAS USA LLC | 70.05 | 3480 | TOREN, MILES D | 112.50 | 70.05 |
| CARISMA WASH LUBE AND DE | 81.90 | 3480 | FLORES, PAUL | 112.50 | 52.47 |
| THE HOME DEPOT #6584 | 75.51 | 3480 | FLORES, PAUL | 112.50 | 52.47 |
| WALGREENS #4424 | 29.99 | 3480 | SIERRA, DANIEL JONATHAN | 112.50 | 29.99 |
| THE HOME DEPOT #6584 | 19.97 | 3480 | FLORES, HOMER | 112.50 | 25.97 |
| ZOOM.US | 31.97 | 3480 | FLORES, HOMER | 112.50 | 25.97 |
| THE HOME DEPOT #6584 | 19.60 | 3480 | ORTIZ, ESTELLA | 112.50 | 20.12 |
| WALGREENS #4424 | 81.01 | 3480 | ORTIZ, ESTELLA | 112.50 | 20.12 |
| CULLIGAN/ULTRAPURE WAT | 36.80 | 3830 | MENDOZA JR, OSCAR | 106.17 | 106.17 |
| DAILY WELLS COMMUNICATIO | 50.00 | 3830 | MENDOZA JR, OSCAR | 106.17 | 106.17 |
| O'REILLY AUTO PARTS 1982 | 104.94 | 3830 | MENDOZA JR, OSCAR | 106.17 | 106.17 |
| ROBLES TIRE | 15.00 | 3830 | MENDOZA JR, OSCAR | 106.17 | 106.17 |
| SHINE ON CAR WASH | 36.99 | 3830 | MENDOZA JR, OSCAR | 106.17 | 106.17 |
| TRUCKERS EQUIPMENT | 535.00 | 3830 | MENDOZA JR, OSCAR | 106.17 | 106.17 |
| VICTOR'S GLASS COMPANY II | 220.00 | 3830 | MENDOZA JR, OSCAR | 106.17 | 106.17 |
| WESTERN AUTO ACE HARDWAR | 62.94 | 3830 | MENDOZA JR, OSCAR | 106.17 | 106.17 |
| FRANCOS GARAGE | 310.00 | 6210 | MUNOZ, NORMA | 104.50 | 104.50 |
| USA VEND AT AIR SERV | 3.50 | 6210 | MUNOZ, NORMA | 104.50 | 104.50 |
| CARISMA WASH LUBE AND DE | 115.84 | 6110 | GIBBS, KEVIN ODELL | 97.97 | 115.84 |
| SHERATON GUNTER SAN ANTN | 80.10 | 6110 | OTT, JASON P | 97.97 | 80.10 |

Nueces County
Transaction Totals by Department Average
Statement Date(s): 11/28/2020

| Merchant | Amount | Department | Card Holder Name | Average Transaction per Dept | Average Transaction per Cardholder |
|---------------------------|-------------------|------------|---------------------------|------------------------------|------------------------------------|
| OSS ACADEMY | 178.00 | 3150 | MCCOY, TIMOTHY JORDON | 89.00 | 89.00 |
| IDENTOGO - TX FINGERPRINT | 78.10 | 3630 | AUMADA, DEBRA D | 82.53 | 82.53 |
| NOTARY PUBLIC | 252.00 | 3630 | AUMADA, DEBRA D | 82.53 | 82.53 |
| APOLLO TOWING EASY RIDER | 50.00 | 3820 | BRANDON, DONNA D | 60.59 | 133.54 |
| PRO AUTOMOTIVE | 217.07 | 3820 | BRANDON, DONNA D | 60.59 | 133.54 |
| PRO AUTOMOTIVE | 62.77 | 3820 | NELSON, JOSEPH DAVID | 60.59 | 62.77 |
| PRO AUTOMOTIVE | 62.77 | 3820 | LINDNER, DAVID F | 60.59 | 36.87 |
| WM SUPERCENTER #490 | 10.97 | 3820 | LINDNER, DAVID F | 60.59 | 36.87 |
| AUTOZONE #4215 | 10.58 | 3820 | ROBERTSON III, HUEL JAMES | 60.59 | 10.28 |
| O'REILLY AUTO PARTS 1687 | 9.98 | 3820 | ROBERTSON III, HUEL JAMES | 60.59 | 10.28 |
| DOMINO'S 6750 | 117.92 | 1120 | TURNER, MARGARET MARY | 57.28 | 57.28 |
| SQ SHORELINE AT THE COUR | 53.91 | 1120 | TURNER, MARGARET MARY | 57.28 | 57.28 |
| MAIL CENTER USA | 46.27 | 1121 | LITTLE III, TYNER W | 46.27 | 46.27 |
| AGEX CONFERENCE SERVIC | 40.00 | 1020 | GONZALEZ, JOE A | 40.00 | 40.00 |
| IN CORPUS CHRISTI BAR AS | 100.00 | 1130 | ARRIAGA, MARY BELINDA | 24.77 | 100.00 |
| DROPBOX RTB8PKGQS72B | 12.78 | 1130 | VELA, MELISSA DIANE | 24.77 | 24.85 |
| PACER800-676-6856IR | 45.80 | 1130 | VELA, MELISSA DIANE | 24.77 | 24.85 |
| ZOOM.US | 15.98 | 1130 | VELA, MELISSA DIANE | 24.77 | 24.85 |
| USPS PO 4820240414 | 73.15 | 1130 | FIELDER, ALEXANDRA ANN | 24.77 | 12.19 |
| APPLE.COM/BILL | 14.06 | 1030 | MAREZ, EDWARD J | 14.06 | 14.06 |
| FEDEX 772104036670 | 9.05 | 1200 | BENAVIDEZ, RAFAEL G | 9.05 | 9.05 |
| Total | 357,988.36 | | | | |

Nueces County
Transaction Totals by Vendor
Statement Dates: 11/28/2020

| Merchant | Amount | Transaction Count | Average Transaction |
|---------------------------|-----------|-------------------|---------------------|
| 24 HR SAFETY-CORPUS CH | -0.30 | 1 | -0.30 |
| 2COCOM MOVAVI.COM | 53.10 | 1 | 53.10 |
| 4CHANGE ENERGY | 150.00 | 1 | 150.00 |
| 4TE GEXA ENERGY | 76.46 | 1 | 76.46 |
| 8X8 INC. | 285.54 | 1 | 285.54 |
| A & B PLASTICS AND FABRIC | 961.00 | 1 | 961.00 |
| A PLUS PLUMBING AND RE | 1,202.50 | 4 | 300.63 |
| A&C FIRE EQUIPMENT COMP | 275.00 | 1 | 275.00 |
| A&W OFFICE SUPPLY | 2,138.51 | 8 | 267.31 |
| ACFE | 205.00 | 1 | 205.00 |
| ADT SECURITY 402773023 | 164.40 | 1 | 164.40 |
| ADVANCE AUTO PARTS #3344 | 96.95 | 4 | 24.24 |
| AGEX CONFERENCE SERVIC | 40.00 | 1 | 40.00 |
| AIRGAS USA LLC | 299.79 | 2 | 149.90 |
| ALARM SECURITY & CONT. | 37.50 | 1 | 37.50 |
| ALBERT STERLING & ASSOC- | 217.50 | 1 | 217.50 |
| ALL WEATHER INC. | 655.00 | 1 | 655.00 |
| ALTEX COMPUTER AND ELECTR | 1,322.49 | 5 | 264.50 |
| AMAZON.COM 209VF3FH0 AMZN | 649.99 | 1 | 649.99 |
| AMAZON.COM 280LO8K92 | 54.87 | 1 | 54.87 |
| AMAZON.COM 289Y99382 | 73.56 | 1 | 73.56 |
| AMAZON.COM 2T7F30U42 | 162.39 | 1 | 162.39 |
| AMAZON.COM BK6VS6VS3 | 136.46 | 1 | 136.46 |
| AMAZON.COM PT3E56UY3 | 178.59 | 1 | 178.59 |
| AMAZON.COM W18CE20D3 | 92.70 | 1 | 92.70 |
| AMBIT TEXAS LLC | 457.50 | 3 | 152.50 |
| AMERICAN RED CROSS | 570.00 | 4 | 142.50 |
| AMERICAN SOLUTIONS4 BUS | 3,575.92 | 9 | 397.32 |
| AMERLIBASSOC ECOMMERCE | 422.00 | 1 | 422.00 |
| AMIGO ENERGY | 119.91 | 1 | 119.91 |
| AMZ INDIGO SOFTWARE | 59.99 | 1 | 59.99 |
| AMZN MKTP US | -1,925.76 | 1 | -1,925.76 |
| AMZN MKTP US 198DY9893 | 402.87 | 1 | 402.87 |
| AMZN MKTP US 201PW1L31 | 237.95 | 1 | 237.95 |
| AMZN MKTP US 204HO0LJ2 | 25.99 | 1 | 25.99 |
| AMZN MKTP US 208NE8JW0 | 19.45 | 1 | 19.45 |
| AMZN MKTP US 209YK9JN0 | 105.16 | 1 | 105.16 |
| AMZN MKTP US 280EZ55C2 | 363.78 | 1 | 363.78 |
| AMZN MKTP US 281KJ0WW0 | 66.15 | 1 | 66.15 |
| AMZN MKTP US 281ZE7TP1 | 37.98 | 1 | 37.98 |
| AMZN MKTP US 282Q68982 | 3,599.80 | 1 | 3,599.80 |
| AMZN MKTP US 283JY8P02 AM | 19.97 | 1 | 19.97 |

Nueces County
Transaction Totals by Vendor
Statement Dates: 11/28/2020

| Merchant | Amount | Transaction Count | Average Transaction |
|---------------------------|-----------|-------------------|---------------------|
| AMZN MKTP US 284CP2CX0 | 2,123.76 | 1 | 2,123.76 |
| AMZN MKTP US 284WG82P2 | 140.05 | 1 | 140.05 |
| AMZN MKTP US 2875R2AF0 | 419.33 | 1 | 419.33 |
| AMZN MKTP US 2883K9831 | 25.98 | 1 | 25.98 |
| AMZN MKTP US 2885K4OG0 | 339.80 | 1 | 339.80 |
| AMZN MKTP US 288H37WL2 | 21.64 | 1 | 21.64 |
| AMZN MKTP US 8B09B6XS3 | 218.69 | 1 | 218.69 |
| AMZN MKTP US 9969U7W83 | 139.99 | 1 | 139.99 |
| AMZN MKTP US FC9SY7G93 | 22.04 | 1 | 22.04 |
| AMZN MKTP US FM39F5TX3 | 628.99 | 1 | 628.99 |
| AMZN MKTP US IT8ZK1YZ3 | 149.03 | 1 | 149.03 |
| AMZN MKTP US KT1M298A3 | 71.98 | 1 | 71.98 |
| AMZN MKTP US LG7QP3EL3 AM | 81.96 | 1 | 81.96 |
| AMZN MKTP US M470H7ZR3 | 179.88 | 1 | 179.88 |
| AMZN MKTP US N828Z79A3 | 77.94 | 1 | 77.94 |
| AMZN MKTP US P86ZX9M23 | 18.90 | 1 | 18.90 |
| AMZN MKTP US V50JX7EK3 | 141.89 | 1 | 141.89 |
| AMZN MKTP US W20H43173 | 458.00 | 1 | 458.00 |
| AMZN MKTP US W62857533 | 153.72 | 1 | 153.72 |
| AN CHEVROLET N CORPUS | 61.54 | 2 | 30.77 |
| ANNAVILLE MUFFLER AND | 264.26 | 1 | 264.26 |
| AOC AUTO PARTS | 21.49 | 1 | 21.49 |
| APOLLO TOWING EASY RIDER | 110.00 | 2 | 55.00 |
| APPLE.COM/BILL | 14.06 | 1 | 14.06 |
| ARC CORPUS CHRISTI 15 | 726.85 | 3 | 242.28 |
| ARMSTRONG LUMBER COMPANY | 22.40 | 2 | 11.20 |
| ARNOLD OIL COMPANY | 804.41 | 6 | 134.07 |
| ASHMORE PAINT COMPANY INC | 633.03 | 5 | 126.61 |
| AT&T BILL PAYMENT | 13,013.02 | 1 | 13,013.02 |
| AUTOZONE #1344 | 3.99 | 1 | 3.99 |
| AUTOZONE #4215 | 10.58 | 1 | 10.58 |
| BATTERIES+BULBS #0461 | 21.90 | 1 | 21.90 |
| BECK AND MASTEN BUICK GMC | 0.00 | 2 | 0.00 |
| BESTBUYCOM806352635948 | 149.95 | 1 | 149.95 |
| BESTBUYCOM806360265336 | 39.99 | 1 | 39.99 |
| BESTBUYCOM806360307517 | 839.97 | 2 | 419.99 |
| BESTBUYCOM806368064187 | 103.98 | 1 | 103.98 |
| BESTBUYCOM806369806562 | 39.98 | 2 | 19.99 |
| BINSWANGER GLASS #100 | 775.60 | 1 | 775.60 |
| BOB BARKER COMPANY INC | 1,115.20 | 2 | 557.60 |
| BOB'S CITY GARAGE | 189.68 | 1 | 189.68 |
| BUSH HYDRAULICS | 320.76 | 2 | 160.38 |

Nueces County
Transaction Totals by Vendor
Statement Dates: 11/28/2020

| Merchant | Amount | Transaction Count | Average Transaction |
|---------------------------|----------|-------------------|---------------------|
| BUSTERS PROPANE | 183.68 | 2 | 91.84 |
| BUTLER SIGNATURE EVENTS | 756.00 | 1 | 756.00 |
| C.C BUILDERS HARDWARE | 22.50 | 1 | 22.50 |
| C.C. BATTERY COMPANY | 278.62 | 3 | 92.87 |
| CANVA 02880-17131236 | 31.98 | 1 | 31.98 |
| CARISMA WASH LUBE AND DE | 197.74 | 2 | 98.87 |
| CARROT TOP INDUSTRIES | 268.67 | 2 | 134.34 |
| CBS RENTAL & SUPPLY | 608.33 | 4 | 152.08 |
| CC DISTRIBUTORS | 482.08 | 3 | 160.69 |
| CC PLUMBING | 29.45 | 1 | 29.45 |
| CC STAMP WORKS INC | 1,002.35 | 2 | 501.18 |
| CDW GOVT #4348409 | 42.20 | 1 | 42.20 |
| CDW GOVT #4462886 | -123.62 | 1 | -123.62 |
| CERTIFIED LABORATORIES | 190.43 | 1 | 190.43 |
| CHAMPION ENERGY SERVICES | 150.00 | 1 | 150.00 |
| CHICK-FIL-A #00230 | 520.36 | 1 | 520.36 |
| CITY OF BISHOP UTILITIES | 186.20 | 2 | 93.10 |
| CITY OF CORPUS CHRISTI | 2,458.24 | 18 | 136.57 |
| CLEAR LAW INSTITUTE | 99.00 | 1 | 99.00 |
| COASTAL A.D.S INC. | 82.25 | 2 | 41.13 |
| COASTAL BEND EYE CENTER | 68.00 | 1 | 68.00 |
| COASTAL DIESEL INJECTION | 24.26 | 2 | 12.13 |
| COASTAL OFFICE SOLUTIONS | 2,081.68 | 4 | 520.42 |
| COLLABORATIVE SUMMER LIBR | 370.25 | 1 | 370.25 |
| CORPUS CHRISTI CALLER | 2,260.70 | 6 | 376.78 |
| CORPUS CHRISTI FORD | 257.54 | 3 | 85.85 |
| CORPUS CHRISTI FREIGHTLIN | 1,532.23 | 7 | 218.89 |
| CORPUS CHRISTI FUNERAL | 3,780.00 | 4 | 945.00 |
| CORPUS CHRISTI REGIONAL | 2,200.00 | 1 | 2,200.00 |
| CORPUS CHRISTI SAFE AND L | 571.55 | 6 | 95.26 |
| CREAGER BATTERY AND TI | 14.00 | 2 | 7.00 |
| CROSS BORDER TRANS FEE | 0.15 | 1 | 0.15 |
| CULLIGAN/ULTRAPURE WAT | 36.80 | 1 | 36.80 |
| DAILY WELLS COMMUNICATIO | 965.63 | 5 | 193.13 |
| DEALERS ELECTRICAL #40 | 115.80 | 1 | 115.80 |
| DISCOUNT LOCKSMITH AND SU | 248.00 | 1 | 248.00 |
| DISCOUNT TIRE TXC 13 | 811.00 | 1 | 811.00 |
| DISNEYPLUS | 14.06 | 1 | 14.06 |
| DISPUTE-GOOGLE ROBLOX | -5.40 | 1 | -5.40 |
| DMI DELL HIGHER EDUC | 571.25 | 3 | 190.42 |
| DOLLAR TREE | 50.88 | 2 | 25.44 |
| DOLLARTREE | 223.00 | 2 | 111.50 |

Nueces County
Transaction Totals by Vendor
Statement Dates: 11/28/2020

| Merchant | Amount | Transaction Count | Average Transaction |
|---------------------------|-----------|-------------------|---------------------|
| DOMINO'S 6750 | 117.92 | 2 | 58.96 |
| DROPBOX RTB8PKGQS72B | 12.78 | 1 | 12.78 |
| DTV DIRECTV SERVICE | 381.37 | 3 | 127.12 |
| EL CENTRO LANDFILL | 251.44 | 4 | 62.86 |
| EVEREST WATER COFFEE | 158.50 | 3 | 52.83 |
| EVIDENT INC | 67.50 | 1 | 67.50 |
| EWALD KUBOTA - CORPUS CHR | 959.98 | 1 | 959.98 |
| EXXONMOBIL 45362076 | 871.77 | 1 | 871.77 |
| FAIRFIELD INN & SUITES | 171.76 | 1 | 171.76 |
| FASCLAMPITT CORPUS CHRIST | 145.58 | 2 | 72.79 |
| FEDEX 772104036670 | 9.05 | 1 | 9.05 |
| FERGUSON ENT # 116 | 327.39 | 2 | 163.70 |
| FINANCIAL SERVICES | 44,235.88 | 3 | 14,745.29 |
| FIRESTONE20052 | 872.22 | 2 | 436.11 |
| FIVE POINTS AUTO CENTER | 1,413.92 | 5 | 282.78 |
| FLEETPRIDE155 | 38.44 | 1 | 38.44 |
| FRANCOS GARAGE | 310.00 | 1 | 310.00 |
| FREDERICKSBURG INN & STE | 325.44 | 3 | 108.48 |
| FRONTIER UTILITIES | 300.00 | 2 | 150.00 |
| FSI CENTERPOINT ENERGY | 48.24 | 1 | 48.24 |
| FSI CPL RETAIL | 522.15 | 5 | 104.43 |
| FSI DIRECT ENERGY | 225.91 | 2 | 112.96 |
| FSI FIRST CHOICE POWER | 110.93 | 1 | 110.93 |
| GAMBLER SPECIALTIES INC | 81.00 | 1 | 81.00 |
| GATEWAY PRINTING & OFFICE | 16,173.36 | 46 | 351.59 |
| GOODYEAR A.S.C. #4738 | 2,507.01 | 4 | 626.75 |
| GOODYEAR TIRE #4739 | 2,227.68 | 4 | 556.92 |
| GOOGLE ROBLOX | 5.40 | 1 | 5.40 |
| GOV-PAY FEE (NUECES) | 3.00 | 1 | 3.00 |
| GOVERNMENT PAYMENTS | 6.00 | 2 | 3.00 |
| GPS NUECES COUNTY CSCD | 1,426.55 | 5 | 285.31 |
| GRANDE COMMUNICATIONS | 94.77 | 1 | 94.77 |
| GRAYBAR ELECTRIC | 934.20 | 3 | 311.40 |
| GREEN MOUNTAIN ENERGY | 357.34 | 3 | 119.11 |
| GREYHOUND LINES 6855 | 216.40 | 5 | 43.28 |
| GREYHOUND LINES CNP | 77.99 | 1 | 77.99 |
| GULF COAST MAILING SERV | 2,836.15 | 1 | 2,836.15 |
| GULF COAST NUT & BOLT SUP | 126.22 | 2 | 63.11 |
| GULF COAST PAPER COMPANY- | 22,460.66 | 31 | 724.54 |
| H&L DISCOUNT OIL | 910.37 | 4 | 227.59 |
| H-E-B #139 | 107.71 | 1 | 107.71 |
| H-E-B #210 | 51.09 | 1 | 51.09 |

Nueces County
Transaction Totals by Vendor
Statement Dates: 11/28/2020

| Merchant | Amount | Transaction Count | Average Transaction |
|---------------------------|----------|-------------------|---------------------|
| H-E-B #270 | 118.02 | 1 | 118.02 |
| H-E-B #643 | 1,357.10 | 11 | 123.37 |
| HARBOR FREIGHT TOOLS 71 | 34.39 | 1 | 34.39 |
| HCTRA EZ TAG ONLINE | 6.25 | 1 | 6.25 |
| HEIL OF TEXAS SAN ANTO | 2,497.75 | 1 | 2,497.75 |
| HOBBY-LOBBY #0116 | 311.23 | 4 | 77.81 |
| HOELSCHER ELECTRIC CO. | 1,999.64 | 2 | 999.82 |
| HOLT CAT AR FINANCE - 07 | 3,183.84 | 2 | 1,591.92 |
| HOLT CAT CORPUS - MC | 1,156.44 | 3 | 385.48 |
| HOMEDEPOT.COM | 238.00 | 1 | 238.00 |
| HOMEWOOD SUITES | 370.50 | 1 | 370.50 |
| HOSE OF SOUTH TEXAS | 338.73 | 5 | 67.75 |
| ICS JAIL SUPPLIES | 1,240.00 | 1 | 1,240.00 |
| IDENTOGO - TX FINGERPRINT | 133.10 | 7 | 19.01 |
| IN ACADEMIC CHURCH & CHO | 289.00 | 1 | 289.00 |
| IN ASTA-USA TRANSLATION | 247.20 | 1 | 247.20 |
| IN B & R TELEPHONE LLC | 469.00 | 2 | 234.50 |
| IN CORPUS CHRISTI BAR AS | 100.00 | 1 | 100.00 |
| IN MERCURY AUTO AIR LLC | 56.20 | 1 | 56.20 |
| IN PRO TECH MECHANICAL I | 3,331.27 | 2 | 1,665.64 |
| IN R & R PETRO SERVICES | 285.37 | 3 | 95.12 |
| INTERSTATE BATTERIES | 620.25 | 7 | 88.61 |
| INTUIT QUICKBOOKS | 714.87 | 1 | 714.87 |
| ITD PRINT SOLUTIONS | 204.00 | 1 | 204.00 |
| IWS GAS AND SUPPLY OF TX | 35.21 | 1 | 35.21 |
| JACKS SMALL ENGINES & GEN | 102.25 | 1 | 102.25 |
| JCPENNEY EGIFT CARD | 4,175.00 | 37 | 112.84 |
| JOHNSON CONTROLS SS | 1,076.80 | 2 | 538.40 |
| JOHNSTONE SUPPLY- CORPUS | 609.96 | 4 | 152.49 |
| JUST ENERGY | 302.85 | 2 | 151.43 |
| KULLY SUPPLY | -124.70 | 1 | -124.70 |
| KYOCERA DOCUMENT SOLUTION | 36.32 | 1 | 36.32 |
| LAW ENFORCEMENT SEMINARS | 385.00 | 1 | 385.00 |
| LITTLE CAESARS 722 | 179.46 | 1 | 179.46 |
| LOWES #01825 | 1,201.04 | 12 | 100.09 |
| LOWES #02506 | 212.31 | 2 | 106.16 |
| MAIL CENTER USA | 46.27 | 1 | 46.27 |
| MCCOYS #17 | 1,255.61 | 2 | 627.81 |
| MCCOYS #66 | 479.85 | 1 | 479.85 |
| MG BUILDING CORPUS CHRIS | 1,180.84 | 5 | 236.17 |
| MICROSOFT MICROSOFT 365 F | 108.23 | 1 | 108.23 |
| MINIT MAN - 3 | 92.91 | 1 | 92.91 |

Nueces County
Transaction Totals by Vendor
Statement Dates: 11/28/2020

| Merchant | Amount | Transaction Count | Average Transaction |
|---------------------------|----------|-------------------|---------------------|
| MP2 ENERGY TEXAS LLC | 150.00 | 1 | 150.00 |
| MUNIZ ELECTRIC AND COOLIN | 450.00 | 1 | 450.00 |
| NAPNAMEPLATES | 166.84 | 1 | 166.84 |
| NEWEGG TEXAS | 1,316.94 | 5 | 263.39 |
| NICHOLS GUNS | 183.98 | 2 | 91.99 |
| NORTH PADRE ACE HARDWARE | 834.27 | 15 | 55.62 |
| NOTARY PUBLIC | 252.00 | 2 | 126.00 |
| NSC NORTHERN SAFETY CO | 186.72 | 1 | 186.72 |
| NUECES CO TX - GOV PAY FE | 3.00 | 1 | 3.00 |
| NUECES CO TX-TAC-MOTOR | 75.00 | 1 | 75.00 |
| NUECES COUNTY TAX OFFICE | 22.50 | 1 | 22.50 |
| NUECES COUNTY WCID 3 | 243.45 | 3 | 81.15 |
| NUECES ELECTRIC COOP | 550.90 | 3 | 183.63 |
| NUECES ELECTRIC COOP RET | 204.77 | 2 | 102.39 |
| O BERK COMPANY LLC | 945.24 | 1 | 945.24 |
| O'REILLY AUTO PARTS 1441 | 5.72 | 1 | 5.72 |
| O'REILLY AUTO PARTS 1687 | 9.98 | 1 | 9.98 |
| O'REILLY AUTO PARTS 1982 | 845.71 | 8 | 105.71 |
| O'REILLY AUTO PARTS 445 | 6.96 | 1 | 6.96 |
| O'REILLY AUTO PARTS 635 | 1,028.57 | 15 | 68.57 |
| OFFICE DEPOT #1079 | 88.77 | 2 | 44.39 |
| OFFICE DEPOT #1127 | 922.26 | 11 | 83.84 |
| OFFICE DEPOT #468 | 541.18 | 5 | 108.24 |
| OFFICE DEPOT #472 | 16.76 | 1 | 16.76 |
| OFFICE DEPOT #70 | 903.18 | 7 | 129.03 |
| OIL PATCH PETROLEUM INC | 198.95 | 1 | 198.95 |
| OSS ACADEMY | 178.00 | 2 | 89.00 |
| PACER800-676-6856IR | 45.80 | 1 | 45.80 |
| PAW ALL FAITH CREMATION | 1,624.00 | 2 | 812.00 |
| PAYPAL ALARMTX | 680.00 | 2 | 340.00 |
| PAYPAL BULLETPROOF BULLE | 624.00 | 1 | 624.00 |
| PAYPAL CJJ COL | 95.00 | 1 | 95.00 |
| PAYPAL STRIDESYOUT | 1,275.00 | 3 | 425.00 |
| PAYPAL WONDERIDEA | 15.00 | 1 | 15.00 |
| PENSKE TRK LSG 054510 | 3,229.34 | 3 | 1,076.45 |
| PENSKE TRK LSG 068410 | 32.18 | 1 | 32.18 |
| PETSMART # 0196 | 60.99 | 1 | 60.99 |
| PMI ROBSTOWN | 147.14 | 4 | 36.79 |
| POCKETPRESS | 60.44 | 1 | 60.44 |
| PODS OF CORPUS CHRISTI | 174.00 | 1 | 174.00 |
| POSTNET (TX162) | 21.98 | 1 | 21.98 |
| PRAXAIR DIST INC OAM | 177.29 | 1 | 177.29 |

Nueces County
Transaction Totals by Vendor
Statement Dates: 11/28/2020

| Merchant | Amount | Transaction Count | Average Transaction |
|---------------------------|-----------|-------------------|---------------------|
| PRO AUTOMOTIVE | 342.61 | 3 | 114.20 |
| PRO FIRE PROTECTION INC | 444.25 | 3 | 148.08 |
| R&R AWARDS | 374.15 | 1 | 374.15 |
| RAM PRODUCTS LTD. | 249.65 | 1 | 249.65 |
| RELIANT ENERGY | 1,345.44 | 9 | 149.49 |
| REMOTEPG SIGNUP CHARGE | 104.25 | 1 | 104.25 |
| REPUBLIC SERVICES TRASH | 503.50 | 1 | 503.50 |
| RICOH USA INC | 46,323.84 | 2 | 23,161.92 |
| RIVERSIDE VETERINARY CLIN | 1,812.00 | 3 | 604.00 |
| ROBLES TIRE | 95.00 | 3 | 31.67 |
| ROBSTOWN UTILITY SYSTEMS | 3,747.92 | 16 | 234.25 |
| RUSH TRK CTR CORPUS CHRI | 276.80 | 1 | 276.80 |
| SABAL DENTAL ALAMEDA - VT | 344.00 | 1 | 344.00 |
| SAFELITE AUTOGLASS | 92.98 | 1 | 92.98 |
| SAMES FORD LINCOLN | 705.17 | 1 | 705.17 |
| SANTA FE ANIMAL HOSPITAL | 412.37 | 1 | 412.37 |
| SCRIPPS MEDIA INC | -4,195.00 | 2 | -2,097.50 |
| SHEINBERG TOOL CO. INC. | 1,446.74 | 16 | 90.42 |
| SHERATON GUNTER SAN ANTN | 80.10 | 1 | 80.10 |
| SHERWIN WILLIAMS 707406 | 73.16 | 1 | 73.16 |
| SHI SMARTPRACT#1875365 | 38.00 | 2 | 19.00 |
| SHINE ON CAR WASH | 78.99 | 3 | 26.33 |
| SMARTLINK | 220.00 | 1 | 220.00 |
| SMARTSIGN | 1,376.03 | 1 | 1,376.03 |
| SOUTHERN TIRE MART | 3,349.00 | 10 | 334.90 |
| SOUTHWEST WHEEL CO COR | 5.15 | 1 | 5.15 |
| SP CC WAREHOUSE | 1,503.67 | 1 | 1,503.67 |
| SP TURFCOGRASS | 2,335.00 | 1 | 2,335.00 |
| SPECTRUM | 4,192.94 | 19 | 220.68 |
| SPIRAL BINDING LLC | 97.74 | 2 | 48.87 |
| SPL CBCF - COASTAL BEND D | 7,000.00 | 1 | 7,000.00 |
| SPL ROBSTOWN HARDWARE COM | 7,266.67 | 24 | 302.78 |
| SPOK INC | 188.13 | 1 | 188.13 |
| SQ ABSOLUTE WRECKER & ST | 65.00 | 1 | 65.00 |
| SQ APOLLO AUTOMOTI | 2,313.04 | 2 | 1,156.52 |
| SQ AUTO WORKS UNLIMITED | 2,625.00 | 1 | 2,625.00 |
| SQ G A DOUGLAS | 265.00 | 1 | 265.00 |
| SQ JMJ BUSINESS EQUIPMEN | 69.95 | 1 | 69.95 |
| SQ SHORELINE AT THE COUR | 53.91 | 1 | 53.91 |
| SQ SIGN SOLUTIONS | 710.00 | 1 | 710.00 |
| SQ SOUTH TEXAS SMALL ENG | 227.88 | 6 | 37.98 |
| SQ STICKER STORE LLC | 375.00 | 1 | 375.00 |

Nueces County
Transaction Totals by Vendor
Statement Dates: 11/28/2020

| Merchant | Amount | Transaction Count | Average Transaction |
|---------------------------|----------|-------------------|---------------------|
| SQ WELKER ENTERPRISES L | 825.00 | 1 | 825.00 |
| STEVE OLMEDA EXXON | 180.00 | 1 | 180.00 |
| STITCH IT CUSTOM EMBROIDE | 308.50 | 1 | 308.50 |
| STREAM ENERGY | 358.30 | 3 | 119.43 |
| SUTHERLANDS 3210 | 49.46 | 1 | 49.46 |
| TAGITM | 175.00 | 1 | 175.00 |
| TCEQ EPAYMENT | 511.51 | 1 | 511.51 |
| TDCAA | 494.32 | 2 | 247.16 |
| TEAM CHEVROLET BUICK GMC | 954.00 | 1 | 954.00 |
| TEJAS VETERINARY CLINIC | 45.94 | 1 | 45.94 |
| TEXAN GLASS - SOUTH INC | 750.00 | 1 | 750.00 |
| TEXAS ASSOCIATION OF C | 785.00 | 2 | 392.50 |
| TEXAS COMPUTER EDUCATION | 358.00 | 2 | 179.00 |
| TEXAS DIESEL SPECIALIST | 2,360.42 | 2 | 1,180.21 |
| TEXAS EXCELLENCE DETAIL | 40.00 | 2 | 20.00 |
| TEXAS GUN SHOP INC | 957.12 | 2 | 478.56 |
| TEXAS LIBRARY ASSN | 69.00 | 1 | 69.00 |
| TEXAS THRONE LLC | 125.00 | 1 | 125.00 |
| TEXPO DBA YEP & SWPL | 150.00 | 1 | 150.00 |
| THE HOME DEPOT #0526 | 165.82 | 3 | 55.27 |
| THE HOME DEPOT #6564 | 3,290.26 | 21 | 156.68 |
| THE HOME DEPOT #6584 | 1,302.59 | 22 | 59.21 |
| THE HOME DEPOT 2705 | 0.00 | 6 | 0.00 |
| THE HOME DEPOT 526 | 515.55 | 2 | 257.78 |
| THE HOME DEPOT 6564 | 1,740.77 | 7 | 248.68 |
| THE HOME DEPOT 6584 | 937.04 | 2 | 468.52 |
| THE PAIGE COMPANY CONT | 764.00 | 1 | 764.00 |
| THERANEST WILEY M | 165.00 | 1 | 165.00 |
| THOMSON WEST TCD | 169.00 | 1 | 169.00 |
| TLC COMPLETE CARE | 500.00 | 1 | 500.00 |
| TLO TRANSUNION | 175.00 | 1 | 175.00 |
| TMS SOUTH INC | 2,450.46 | 4 | 612.62 |
| TOTAL PROTECTION SYSTEMS | 1,500.00 | 4 | 375.00 |
| TRACTOR SUPPLY #333 | 134.05 | 2 | 67.03 |
| TRACTOR SUPPLY CO #1907 | 194.90 | 2 | 97.45 |
| TREVINO FUNERAL HOME | 940.00 | 2 | 470.00 |
| TRUCKERS EQUIPMENT | 4,334.14 | 9 | 481.57 |
| TXDPS BREATH TEST | 400.82 | 1 | 400.82 |
| TXU BILL PAYMENT | 3,393.84 | 14 | 242.42 |
| U.S. RETAILERS | 150.00 | 1 | 150.00 |
| ULTIMATE SIGNS AND GRAPHI | 1,328.50 | 3 | 442.83 |
| UNITED REFRIG BR #76 | 133.87 | 1 | 133.87 |

Nueces County
Transaction Totals by Vendor
Statement Dates: 11/28/2020

| Merchant | Amount | Transaction Count | Average Transaction |
|---------------------------|-------------------|-------------------|---------------------|
| UNIVAR USA INC. | 296.39 | 3 | 98.80 |
| US21 INC | 2,980.00 | 1 | 2,980.00 |
| USA VEND AT AIR SERV | 3.50 | 2 | 1.75 |
| USPS PO 4820210418 | 3.40 | 1 | 3.40 |
| USPS PO 4820240414 | 73.15 | 6 | 12.19 |
| USPS PO 4820250415 | 1,375.00 | 1 | 1,375.00 |
| VALICOR ENVIRONMENTAL | 117.75 | 1 | 117.75 |
| VICTOR'S GLASS COMPANY II | 220.00 | 2 | 110.00 |
| VIP CAR WASH & SUPER | 274.40 | 2 | 137.20 |
| VIP CAR WASH AND LUBE NW | 184.55 | 4 | 46.14 |
| WAL-MART #0464 | 7.84 | 1 | 7.84 |
| WAL-MART #0470 | 142.33 | 3 | 47.44 |
| WAL-MART #1494 | 92.88 | 1 | 92.88 |
| WAL-MART #1494 SE2 | -26.93 | 1 | -26.93 |
| WAL-MART #5460 | 119.35 | 1 | 119.35 |
| WALGREENS #4424 | 111.00 | 5 | 22.20 |
| WALMART EGIFT CARD | 4,433.35 | 37 | 119.82 |
| WALMART.COM AT | 113.97 | 1 | 113.97 |
| WAUKESHA-PEARCE CORPUS | 2,090.28 | 4 | 522.57 |
| WCI CORPUS CHRISTI | 780.00 | 6 | 130.00 |
| WESTERN AUTO ACE HARDWAR | 292.29 | 2 | 146.15 |
| WM SUPERCENTER #1494 | 254.56 | 1 | 254.56 |
| WM SUPERCENTER #470 | 49.76 | 1 | 49.76 |
| WM SUPERCENTER #490 | 10.97 | 1 | 10.97 |
| WOODY'S TRUCK CENTER | 242.29 | 4 | 60.57 |
| WRIGHT MATERIALS INC ROBS | 977.50 | 9 | 108.61 |
| XOOM ENERGY | 150.00 | 1 | 150.00 |
| YOURMEMBER-CAREERS | 584.10 | 1 | 584.10 |
| ZARSKY LUMBER-PORT ARANS | 60.46 | 1 | 60.46 |
| ZEBRATECHNOLOGIES INTL | 487.89 | 1 | 487.89 |
| ZOOM.US | 47.95 | 2 | 23.98 |
| ZOOM.US 888-799-9666 | 95.90 | 1 | 95.90 |
| ZORO TOOLS INC | 451.32 | 2 | 225.66 |
| Total | 357,988.36 | 1,059 | 338.04 |

**Nueces County
Transaction Totals by Vendor YTD
For the 2 months ending 11/30/2020**

| Merchant | Amount | Transaction Count | Average Transaction |
|---------------------------|-----------|-------------------|---------------------|
| GULF COAST PAPER COMPANY- | 51,504.49 | 73 | 705.54 |
| RICOH USA INC | 46,323.84 | 2 | 23,161.92 |
| FINANCIAL SERVICES | 44,235.88 | 3 | 14,745.29 |
| AT&T BILL PAYMENT | 38,397.61 | 3 | 12,799.20 |
| GATEWAY PRINTING & OFFICE | 33,529.38 | 107 | 313.36 |
| A&W OFFICE SUPPLY | 16,890.96 | 16 | 1,055.69 |
| ROBSTOWN UTILITY SYSTEMS | 11,249.42 | 43 | 261.61 |
| AMERICAN SOLUTIONS4 BUS | 11,014.47 | 22 | 500.66 |
| SPL ROBSTOWN HARDWARE COM | 10,591.96 | 43 | 246.32 |
| IN PRO TECH MECHANICAL I | 9,943.66 | 5 | 1,988.73 |
| SPECTRUM | 8,399.94 | 38 | 221.05 |
| JCPENNEY EGIFT CARD | 7,400.00 | 70 | 105.71 |
| THE HOME DEPOT #6564 | 7,039.92 | 39 | 180.51 |
| SOUTHERN TIRE MART | 7,010.71 | 22 | 318.67 |
| SPL CBCF - COASTAL BEND D | 7,000.00 | 1 | 7,000.00 |
| TMS SOUTH INC | 6,000.31 | 8 | 750.04 |
| BECK AND MASTEN BUICK GMC | 5,999.79 | 8 | 749.97 |
| TXU BILL PAYMENT | 5,766.89 | 26 | 221.80 |
| CORPUS CHRISTI FUNERAL | 5,620.00 | 6 | 936.67 |
| HOLT CAT CORPUS - MC | 5,494.84 | 13 | 422.68 |
| TRUCKERS EQUIPMENT | 5,344.36 | 14 | 381.74 |
| CORPUS CHRISTI CALLER | 5,166.90 | 15 | 344.46 |
| COASTAL OFFICE SOLUTIONS | 4,825.21 | 8 | 603.15 |
| TDCAA | 4,728.46 | 6 | 788.08 |
| UNITEDMEDCO | 4,676.87 | 1 | 4,676.87 |
| TEGNA MEDIA ADVERTISE | 4,611.25 | 2 | 2,305.63 |
| WALMART EGIFT CARD | 4,433.35 | 37 | 119.82 |
| CITY OF CORPUS CHRISTI | 4,361.61 | 34 | 128.28 |
| PAW ALL FAITH CREMATION | 4,284.00 | 5 | 856.80 |
| CC DISTRIBUTORS | 4,153.72 | 12 | 346.14 |
| GULF COAST MAILING SERV | 4,081.83 | 2 | 2,040.92 |
| USPS PO 4820250415 | 3,850.00 | 3 | 1,283.33 |
| ULINE SHIP SUPPLIES | 3,849.05 | 2 | 1,924.53 |
| AMZN MKTP US 282Q68982 | 3,599.80 | 1 | 3,599.80 |
| GOODYEAR A.S.C. #4738 | 3,509.89 | 7 | 501.41 |
| RENTAL WORLD CORPUS CHRIS | 3,488.40 | 3 | 1,162.80 |
| THE HOME DEPOT 6564 | 3,419.59 | 16 | 213.72 |
| H&L DISCOUNT OIL | 3,407.34 | 14 | 243.38 |
| HOLT CAT AR FINANCE - 07 | 3,253.08 | 3 | 1,084.36 |
| PENSKE TRK LSG 054510 | 3,229.34 | 3 | 1,076.45 |
| WAUKESHA-PEARCE CORPUS | 3,168.17 | 6 | 528.03 |
| GOODYEAR TIRE #4739 | 3,078.16 | 6 | 513.03 |

**Nueces County
Transaction Totals by Vendor YTD
For the 2 months ending 11/30/2020**

| Merchant | Amount | Transaction Count | Average Transaction |
|---------------------------|----------|-------------------|---------------------|
| BOB BARKER COMPANY INC | 3,025.55 | 4 | 756.39 |
| IHEART MEDIA | 2,998.00 | 1 | 2,998.00 |
| MUNIZ ELECTRIC AND COOLIN | 2,988.84 | 4 | 747.21 |
| US21 INC | 2,980.00 | 1 | 2,980.00 |
| TOTAL PROTECTION SYSTEMS | 2,948.50 | 8 | 368.56 |
| CORPUS CHRISTI SAFE AND L | 2,936.55 | 13 | 225.89 |
| NUECES POWER EQUIPMENT | 2,855.06 | 6 | 475.84 |
| LOWES #01825 | 2,826.52 | 23 | 122.89 |
| GRAYBAR ELECTRIC | 2,820.17 | 11 | 256.38 |
| SQ JM PAVING | 2,800.00 | 1 | 2,800.00 |
| THE HOME DEPOT #6584 | 2,767.80 | 38 | 72.84 |
| BATTERY UNIVERSE | 2,744.93 | 2 | 1,372.47 |
| SHEINBERG TOOL CO. INC. | 2,697.43 | 25 | 107.90 |
| TREVINO FUNERAL HOME | 2,680.00 | 4 | 670.00 |
| A PLUS PLUMBING AND RE | 2,666.25 | 7 | 380.89 |
| SQ AUTO WORKS UNLIMITED | 2,625.00 | 1 | 2,625.00 |
| FIVE POINTS AUTO CENTER | 2,621.51 | 11 | 238.32 |
| ZORO TOOLS INC | 2,608.25 | 6 | 434.71 |
| COASTAL A.D.S INC. | 2,541.25 | 3 | 847.08 |
| CDW GOVT #3237023 | 2,515.84 | 1 | 2,515.84 |
| HEIL OF TEXAS SAN ANTO | 2,497.75 | 1 | 2,497.75 |
| DAILY WELLS COMMUNICATIO | 2,486.28 | 12 | 207.19 |
| ALTEX COMPUTER AND ELECTR | 2,464.92 | 10 | 246.49 |
| DIGICERT INC | 2,458.00 | 1 | 2,458.00 |
| TEXAS DIESEL SPECIALIST | 2,360.42 | 2 | 1,180.21 |
| RELIANT ENERGY | 2,340.24 | 17 | 137.66 |
| SP TURFCOGRASS | 2,335.00 | 1 | 2,335.00 |
| SQ APOLLO AUTOMOTI | 2,313.04 | 2 | 1,156.52 |
| BUTLER SIGNATURE EVENTS | 2,268.00 | 3 | 756.00 |
| H-E-B #643 | 2,266.63 | 18 | 125.92 |
| FASCLAMPITT CORPUS CHRIST | 2,248.74 | 13 | 172.98 |
| CORPUS CHRISTI REGIONAL | 2,200.00 | 1 | 2,200.00 |
| CC STAMP WORKS INC | 2,162.20 | 8 | 270.28 |
| ON SITE DECALS | 2,160.00 | 2 | 1,080.00 |
| AMZN MKTP US 284CP2CX0 | 2,123.76 | 1 | 2,123.76 |
| JOHNSTONE SUPPLY- CORPUS | 2,104.61 | 14 | 150.33 |
| HOELSCHER ELECTRIC CO. | 1,999.64 | 2 | 999.82 |
| ARNOLD OIL COMPANY | 1,988.98 | 18 | 110.50 |
| TEXAS ASSOCIATION OF C | 1,985.00 | 6 | 330.83 |
| CBS RENTAL & SUPPLY | 1,969.28 | 11 | 179.03 |
| O'REILLY AUTO PARTS 635 | 1,952.52 | 36 | 54.24 |
| ICS JAIL SUPPLIES | 1,951.96 | 2 | 975.98 |

**Nueces County
Transaction Totals by Vendor YTD
For the 2 months ending 11/30/2020**

| Merchant | Amount | Transaction Count | Average Transaction |
|---------------------------|----------|-------------------|---------------------|
| CORPUS CHRISTI FREIGHTLIN | 1,915.38 | 10 | 191.54 |
| FSI CPL RETAIL | 1,880.91 | 12 | 156.74 |
| SERVPRO OF CORPUS CHRISTI | 1,847.95 | 2 | 923.98 |
| UNITY CHAPEL FUNERAL | 1,840.00 | 2 | 920.00 |
| RIVERSIDE VETERINARY CLIN | 1,812.00 | 3 | 604.00 |
| WCI CORPUS CHRISTI | 1,742.00 | 12 | 145.17 |
| LIGHT HOUSE GRAPHICS | 1,685.00 | 2 | 842.50 |
| NEWSBANK INC/TCR HS | 1,680.00 | 1 | 1,680.00 |
| O'REILLY AUTO PARTS 1982 | 1,660.85 | 17 | 97.70 |
| DMI DELL HIGHER EDUC | 1,635.70 | 6 | 272.62 |
| A & B PLASTICS AND FABRIC | 1,634.29 | 3 | 544.76 |
| ARC CORPUS CHRISTI 15 | 1,608.02 | 5 | 321.60 |
| TRACTOR SUPPLY CO #1907 | 1,594.87 | 4 | 398.72 |
| NORTH PADRE ACE HARDWARE | 1,591.96 | 33 | 48.24 |
| THE HOME DEPOT 6584 | 1,551.70 | 5 | 310.34 |
| ALL WEATHER INC. | 1,517.00 | 2 | 758.50 |
| FERGUSON ENT # 116 | 1,504.66 | 7 | 214.95 |
| SP CC WAREHOUSE | 1,503.67 | 1 | 1,503.67 |
| ANNAVILLE MUFFLER AND | 1,497.45 | 3 | 499.15 |
| AMZN MKTP US MK2FE6TU2 | 1,490.53 | 1 | 1,490.53 |
| LOWES #02506 | 1,434.80 | 7 | 204.97 |
| INTUIT QUICKBOOKS | 1,429.74 | 2 | 714.87 |
| GPS NUECES COUNTY CSCD | 1,426.55 | 5 | 285.31 |
| ED BURK S AUTO SERVICE | 1,422.00 | 3 | 474.00 |
| FIRETROL PROTECTION SYSTE | 1,417.50 | 1 | 1,417.50 |
| PAYPAL ALARMTX | 1,395.00 | 4 | 348.75 |
| H-E-B #462 | 1,379.64 | 1 | 1,379.64 |
| SMARTSIGN | 1,376.03 | 1 | 1,376.03 |
| OFFICE DEPOT #70 | 1,344.85 | 11 | 122.26 |
| MG BUILDING CORPUS CHRIS | 1,335.34 | 8 | 166.92 |
| C.C. BATTERY COMPANY | 1,334.51 | 11 | 121.32 |
| OSO CREEK A H #630 | 1,331.19 | 1 | 1,331.19 |
| ULTIMATE SIGNS AND GRAPHI | 1,328.50 | 3 | 442.83 |
| NEWEGG TEXAS | 1,316.94 | 5 | 263.39 |
| TLC COMPLETE CARE | 1,276.00 | 3 | 425.33 |
| PAYPAL STRIDESYOUT | 1,275.00 | 3 | 425.00 |
| MCCOYS #17 | 1,255.61 | 2 | 627.81 |
| EWALD KUBOTA - CORPUS CHR | 1,247.33 | 3 | 415.78 |
| ZEBRATECHNOLOGIES INTL | 1,227.55 | 2 | 613.78 |
| NORTHERN TOOL + EQUIP | 1,198.99 | 1 | 1,198.99 |
| COMLINK WIRELESS | 1,196.00 | 2 | 598.00 |
| UNITED REFRIG BR #76 | 1,185.79 | 4 | 296.45 |

**Nueces County
Transaction Totals by Vendor YTD
For the 2 months ending 11/30/2020**

| Merchant | Amount | Transaction Count | Average Transaction |
|---------------------------|----------|-------------------|---------------------|
| INDUSTRIAL COMMUNICATIONS | 1,135.44 | 1 | 1,135.44 |
| FIRESTONE20052 | 1,120.44 | 3 | 373.48 |
| OFFICE DEPOT #468 | 1,110.98 | 9 | 123.44 |
| REPUBLIC SERVICES TRASH | 1,110.42 | 2 | 555.21 |
| HANSON PIPE #4140 | 1,110.00 | 3 | 370.00 |
| NUECES COUNTY WCID 3 | 1,106.61 | 10 | 110.66 |
| CD ELECTRIC | 1,100.00 | 1 | 1,100.00 |
| AMZN MKTP US MK1HV3KP2 | 1,079.00 | 1 | 1,079.00 |
| JOHNSON CONTROLS SS | 1,076.80 | 2 | 538.40 |
| PMI ROBSTOWN | 1,072.61 | 7 | 153.23 |
| GALLS | 1,046.82 | 2 | 523.41 |
| RELIGHTDEPOT LIGHTS | 1,028.60 | 1 | 1,028.60 |
| AMZN MKTP US MK13D52R2 | 999.80 | 1 | 999.80 |
| AMERICAN RED CROSS | 990.00 | 7 | 141.43 |
| ROMCO EQUIPMENT 013 | 978.02 | 2 | 489.01 |
| MOMAR INC | 977.64 | 2 | 488.82 |
| WRIGHT MATERIALS INC ROBS | 977.50 | 9 | 108.61 |
| OFFICE DEPOT #1127 | 970.06 | 13 | 74.62 |
| TEXAS GUN SHOP INC | 957.12 | 2 | 478.56 |
| IN UNIVERSAL FIRE & SAFE | 955.40 | 1 | 955.40 |
| TEAM CHEVROLET BUICK GMC | 954.00 | 1 | 954.00 |
| HOSE OF SOUTH TEXAS | 950.75 | 15 | 63.38 |
| O BERK COMPANY LLC | 945.24 | 1 | 945.24 |
| INTERSTATE BATTERIES | 942.65 | 11 | 85.70 |
| KOETTER FIRE CORPUS | 937.50 | 1 | 937.50 |
| MNI DIESEL INC. | 896.25 | 1 | 896.25 |
| ROBLES TIRE | 895.76 | 8 | 111.97 |
| PRINTING DYNAMICS | 880.00 | 1 | 880.00 |
| EXXONMOBIL 45362076 | 871.77 | 1 | 871.77 |
| UNIVAR USA INC. | 860.15 | 7 | 122.88 |
| VALLEN-BELMONT | 852.79 | 1 | 852.79 |
| BESTBUYCOM806360307517 | 839.97 | 2 | 419.99 |
| BINSWANGER GLASS #100 | 828.20 | 2 | 414.10 |
| SQ WELKER ENTERPRISES L | 825.00 | 1 | 825.00 |
| JUST ENERGY | 818.71 | 5 | 163.74 |
| DISCOUNT TIRE TXC 13 | 811.00 | 1 | 811.00 |
| DISCOUNT-TIRE-CO TXC-01 | 811.00 | 1 | 811.00 |
| PRO CHEM INC. | 790.13 | 2 | 395.07 |
| GREEN MOUNTAIN ENERGY | 785.23 | 5 | 157.05 |
| C.C BUILDERS HARDWARE | 785.00 | 3 | 261.67 |
| CDW GOVT #2207116 | 770.97 | 1 | 770.97 |
| HIGHWAY BARRICADES AND SE | 769.60 | 1 | 769.60 |

**Nueces County
Transaction Totals by Vendor YTD
For the 2 months ending 11/30/2020**

| Merchant | Amount | Transaction Count | Average Transaction |
|---------------------------|--------|-------------------|---------------------|
| THE PAIGE COMPANY CONT | 764.00 | 1 | 764.00 |
| DTV DIRECTV SERVICE | 762.74 | 6 | 127.12 |
| IN R & R PETRO SERVICES | 761.83 | 5 | 152.37 |
| AMERLIBASSOC ECOMMERCE | 759.00 | 2 | 379.50 |
| BESTBUYCOM806345844751 | 757.73 | 1 | 757.73 |
| TEXAN GLASS - SOUTH INC | 750.00 | 1 | 750.00 |
| C AND A SERVICE AND TIRES | 733.38 | 2 | 366.69 |
| SQ SIGN SOLUTIONS | 710.00 | 1 | 710.00 |
| SAMES FORD LINCOLN | 705.17 | 1 | 705.17 |
| NUECES ELECTRIC COOP | 699.21 | 4 | 174.80 |
| FLANAGAN'S MUFFLER SHOP | 690.00 | 2 | 345.00 |
| VULCAN INC | 686.70 | 2 | 343.35 |
| PREMIER SMILES IKENNA | 683.00 | 5 | 136.60 |
| IN PRECISION ENGINEERED | 680.37 | 1 | 680.37 |
| CORPUS CHRISTI WILBERT | 660.00 | 2 | 330.00 |
| AIRGAS USA LLC | 656.32 | 5 | 131.26 |
| SAFELITE AUTOGLASS | 652.93 | 3 | 217.64 |
| TOOLUP.COM | 650.00 | 2 | 325.00 |
| AMAZON.COM 209VF3FH0 AMZN | 649.99 | 1 | 649.99 |
| BOB'S CITY GARAGE | 645.68 | 2 | 322.84 |
| NICHOLS GUNS | 633.94 | 4 | 158.49 |
| ASHMORE PAINT COMPANY INC | 633.03 | 5 | 126.61 |
| AMZN MKTP US FM39F5TX3 | 628.99 | 1 | 628.99 |
| CORPUS CHRISTI FORD | 624.02 | 4 | 156.01 |
| PAYPAL BULLETPROOF BULLE | 624.00 | 1 | 624.00 |
| CORPUS CHRISTI ELECTRIC | 623.10 | 4 | 155.78 |
| THE HOME DEPOT 526 | 598.69 | 3 | 199.56 |
| ZARSKY LUMBER-PORT ARANS | 591.34 | 8 | 73.92 |
| YOURMEMBER-CAREERS | 584.10 | 1 | 584.10 |
| ALLWAYS CHEVROLET | 574.76 | 1 | 574.76 |
| LIBRARY JOURNAL | 573.75 | 1 | 573.75 |
| 8X8 INC. | 571.08 | 2 | 285.54 |
| AMBIT TEXAS LLC | 570.45 | 4 | 142.61 |
| DOLLARTREE | 558.86 | 8 | 69.86 |
| THIRD COAST NAPA 0010809 | 552.93 | 2 | 276.47 |
| SP TRUESCENT K-9 TRA | 546.30 | 1 | 546.30 |
| ITD PRINT SOLUTIONS | 546.00 | 2 | 273.00 |
| DANA SAFETY SUPPLY | 540.40 | 1 | 540.40 |
| A WAVELL FLAGPOLE | 532.50 | 2 | 266.25 |
| A&C FIRE EQUIPMENT COMP | 530.42 | 2 | 265.21 |
| PRO AUTOMOTIVE | 528.44 | 6 | 88.07 |
| WOODY'S TRUCK CENTER | 523.79 | 10 | 52.38 |

**Nueces County
Transaction Totals by Vendor YTD
For the 2 months ending 11/30/2020**

| Merchant | Amount | Transaction Count | Average Transaction |
|---------------------------|--------|-------------------|---------------------|
| WAL-MART #0470 | 523.03 | 6 | 87.17 |
| CHICK-FIL-A #00230 | 520.36 | 1 | 520.36 |
| HARBOR FREIGHT TOOLS 71 | 519.28 | 3 | 173.09 |
| WAL-MART #5898 | 514.00 | 2 | 257.00 |
| AMZN MKTP US MK3G58KT1 AM | 511.88 | 1 | 511.88 |
| TCEQ EPAYMENT | 511.51 | 1 | 511.51 |
| STREAM ENERGY | 508.30 | 5 | 101.66 |
| DEMCO INC | 503.65 | 1 | 503.65 |
| THE HOME DEPOT #0526 | 502.91 | 5 | 100.58 |
| GRAINGER | 495.99 | 3 | 165.33 |
| RAM PRODUCTS LTD. | 492.33 | 3 | 164.11 |
| WAL-MART #0464 | 489.89 | 6 | 81.65 |
| WILBUR ELLIS TAFT | 485.00 | 1 | 485.00 |
| MCCOYS #66 | 479.85 | 1 | 479.85 |
| DISCOUNT AUTO 2 | 469.24 | 1 | 469.24 |
| IN B & R TELEPHONE LLC | 469.00 | 2 | 234.50 |
| 4CHANGE ENERGY | 462.00 | 3 | 154.00 |
| AMZN MKTP US W20H43173 | 458.00 | 1 | 458.00 |
| XRAY ON WHEELS | 450.00 | 1 | 450.00 |
| AWL PEARSON EDUCATION | 446.53 | 1 | 446.53 |
| PRO FIRE PROTECTION INC | 444.25 | 3 | 148.08 |
| ED HICKS IMPORTS MERCEDES | 440.55 | 1 | 440.55 |
| FREDERICKSBURG INN & STE | 433.92 | 4 | 108.48 |
| CDW GOVT #2718679 | 427.98 | 1 | 427.98 |
| BUSTERS PROPANE | 422.81 | 4 | 105.70 |
| AMZN MKTP US 2875R2AF0 | 419.33 | 1 | 419.33 |
| TEXAS LIBRARY ASSN | 412.75 | 2 | 206.38 |
| HELENA 25041 | 412.50 | 1 | 412.50 |
| SANTA FE ANIMAL HOSPITAL | 412.37 | 1 | 412.37 |
| FIRESTONE678791 | 412.31 | 1 | 412.31 |
| BEST BUY 00002352 | 404.97 | 1 | 404.97 |
| AMZN MKTP US 198DY9893 | 402.87 | 1 | 402.87 |
| TXDPS BREATH TEST | 400.82 | 1 | 400.82 |
| ROADSIDE INC | 393.07 | 1 | 393.07 |
| GREYHOUND LINES 6855 | 387.60 | 9 | 43.07 |
| LAW ENFORCEMENT SEMINARS | 385.00 | 1 | 385.00 |
| WESTERN AUTO ACE HARDWAR | 381.21 | 3 | 127.07 |
| MC MIETH TICKET PUNCHES | 375.00 | 1 | 375.00 |
| SQ STICKER STORE LLC | 375.00 | 1 | 375.00 |
| TEXAS THRONE LLC | 375.00 | 2 | 187.50 |
| R&R AWARDS | 374.15 | 1 | 374.15 |
| HOMEWOOD SUITES | 370.50 | 1 | 370.50 |

Nueces County
Transaction Totals by Vendor YTD
For the 2 months ending 11/30/2020

| Merchant | Amount | Transaction Count | Average Transaction |
|---------------------------|--------|-------------------|---------------------|
| COLLABORATIVE SUMMER LIBR | 370.25 | 1 | 370.25 |
| AMZN MKTP US 280EZ55C2 | 363.78 | 1 | 363.78 |
| PRAXAIR DIST INC OAM | 359.51 | 2 | 179.76 |
| TEXAS COMPUTER EDUCATION | 358.00 | 2 | 179.00 |
| AMZN MKTP US 2T26Z26Y1 | 356.16 | 1 | 356.16 |
| A1 ELECTRIC AUTO SERVICE | 350.00 | 1 | 350.00 |
| SQ LYKOI SYSTEMS | 350.00 | 1 | 350.00 |
| TLO TRANSUNION | 350.00 | 2 | 175.00 |
| OIL PATCH PETROLEUM INC | 349.28 | 4 | 87.32 |
| CARROT TOP INDUSTRIES | 349.18 | 3 | 116.39 |
| WALGREENS #4424 | 348.78 | 9 | 38.75 |
| CDW GOVT #3014748 | 348.03 | 1 | 348.03 |
| PODS OF CORPUS CHRISTI | 348.00 | 2 | 174.00 |
| SABAL DENTAL ALAMEDA - VT | 344.00 | 1 | 344.00 |
| GULF COAST NUT & BOLT SUP | 341.30 | 4 | 85.33 |
| IN MERCURY AUTO AIR LLC | 341.20 | 2 | 170.60 |
| ADT SECURITY 402773023 | 340.68 | 3 | 113.56 |
| BUSH HYDRAULICS | 340.68 | 4 | 85.17 |
| AMZN MKTP US 2885K4OG0 | 339.80 | 1 | 339.80 |
| FSI DIRECT ENERGY | 339.76 | 3 | 113.25 |
| XOOM ENERGY | 339.00 | 2 | 169.50 |
| WAL-MART #1494 | 334.16 | 3 | 111.39 |
| ASSN. OF METRO PLANNING | 330.00 | 1 | 330.00 |
| THERANEST WILEY M | 330.00 | 2 | 165.00 |
| 24 HR SAFETY-CORPUS CH | 326.95 | 2 | 163.48 |
| FASCLAMPITT CC | 325.71 | 3 | 108.57 |
| DOLLAR TREE | 324.52 | 5 | 64.90 |
| VOLVO TRUCKS OF TEXAS | 324.18 | 1 | 324.18 |
| WM SUPERCENTER #1494 | 323.53 | 2 | 161.77 |
| PURVIS INDUSTRIES | 323.21 | 1 | 323.21 |
| GPOWER | 319.25 | 3 | 106.42 |
| ZARSKY LUMBER-CORPUS CHR | 319.16 | 4 | 79.79 |
| HOBBY-LOBBY #0116 | 311.23 | 4 | 77.81 |
| FRANCOS GARAGE | 310.00 | 1 | 310.00 |
| STITCH IT CUSTOM EMBROIDE | 308.50 | 1 | 308.50 |
| LABELVALUE.COM | 308.00 | 1 | 308.00 |
| FRONTIER UTILITIES | 300.00 | 2 | 150.00 |
| NATIONAL DISTRICTS ATTOR | 300.00 | 1 | 300.00 |
| BATTERYDEALSUS | 299.70 | 1 | 299.70 |
| LONE STAR TRENCHER PARTS | 295.81 | 1 | 295.81 |
| GARRETT METAL DETECTOR | 294.94 | 1 | 294.94 |
| ALARM SECURITY & CONT. | 292.50 | 4 | 73.13 |

**Nueces County
Transaction Totals by Vendor YTD
For the 2 months ending 11/30/2020**

| Merchant | Amount | Transaction Count | Average Transaction |
|---------------------------|--------|-------------------|---------------------|
| NUECES CO TX-TAC-MOTOR | 292.00 | 4 | 73.00 |
| PRAXAIR DIST INC 70245 | 291.62 | 1 | 291.62 |
| AMZN MKTP US MK4G91X81 | 289.07 | 1 | 289.07 |
| IN ACADEMIC CHURCH & CHO | 289.00 | 1 | 289.00 |
| NICHOLS SOUTHSIDE PHAR | 289.00 | 1 | 289.00 |
| AMZN MKTP US 2T9UG2140 | 279.84 | 1 | 279.84 |
| U.S. RETAILERS | 279.82 | 2 | 139.91 |
| RUSH TRK CTR CORPUS CHRI | 276.80 | 1 | 276.80 |
| VIP CAR WASH & SUPER | 274.40 | 2 | 137.20 |
| AMIGO ENERGY | 267.30 | 2 | 133.65 |
| SQ G A DOUGLAS | 265.00 | 1 | 265.00 |
| CITY OF BISHOP UTILITIES | 262.95 | 3 | 87.65 |
| HILTON GALVESTON HOTEL | 254.22 | 1 | 254.22 |
| LOWES #01763 | 254.22 | 1 | 254.22 |
| ADVANCE AUTO PARTS #3344 | 252.64 | 9 | 28.07 |
| NOTARY PUBLIC | 252.00 | 2 | 126.00 |
| EL CENTRO LANDFILL | 251.44 | 4 | 62.86 |
| DEL MAR COLLEGE CASHIERS | 250.00 | 10 | 25.00 |
| IN TROYS FENCE | 250.00 | 1 | 250.00 |
| M&D FLOORING | 250.00 | 1 | 250.00 |
| COLUMBIA BOOKS. INC. | 249.00 | 1 | 249.00 |
| DISCOUNT LOCKSMITH AND SU | 248.00 | 1 | 248.00 |
| IN ASTA-USA TRANSLATION | 247.20 | 1 | 247.20 |
| POSTNET (TX162) | 246.98 | 3 | 82.33 |
| AMZN MKTP US MK7WM5BE1 | 244.21 | 1 | 244.21 |
| FEDERAL IRON AND METAL IN | 243.45 | 1 | 243.45 |
| SQ SOUTH TEXAS SMALL ENG | 241.87 | 7 | 34.55 |
| EXECUTIVE INN | 241.50 | 1 | 241.50 |
| AMZN MKTP US 2T6OT0P90 | 240.35 | 1 | 240.35 |
| AFTER HOURS AUTO GLASS | 240.00 | 1 | 240.00 |
| SQ CARRILLOS WELDING SER | 240.00 | 2 | 120.00 |
| HOMEDPOT.COM | 238.00 | 1 | 238.00 |
| AMZN MKTP US 201PW1L31 | 237.95 | 1 | 237.95 |
| AMZN MKTP US MK9177S42 | 234.77 | 1 | 234.77 |
| AN CHEVROLET N CORPUS | 233.32 | 4 | 58.33 |
| IDENTOGO - TX FINGERPRINT | 232.10 | 16 | 14.51 |
| KIMBALL MIDWEST PAYEEZY | 231.14 | 1 | 231.14 |
| PETSMART # 0196 | 222.15 | 2 | 111.08 |
| SMARTLINK | 220.00 | 1 | 220.00 |
| VICTOR'S GLASS COMPANY II | 220.00 | 2 | 110.00 |
| AMZN MKTP US 8B09B6XS3 | 218.69 | 1 | 218.69 |
| SQ SHORELINE AT THE COUR | 217.80 | 3 | 72.60 |

**Nueces County
Transaction Totals by Vendor YTD
For the 2 months ending 11/30/2020**

| Merchant | Amount | Transaction Count | Average Transaction |
|---------------------------|--------|-------------------|---------------------|
| ALBERT STERLING & ASSOC- | 217.50 | 1 | 217.50 |
| DISCOUNT-TIRE-CO TXC-05 | 216.50 | 1 | 216.50 |
| CREAGER BATTERY AND TI | 215.90 | 10 | 21.59 |
| DEALERS ELECTRICAL #40 | 214.08 | 2 | 107.04 |
| TXDPS CRIME RECS | 213.46 | 7 | 30.49 |
| TRACTOR SUPPLY #333 | 211.02 | 3 | 70.34 |
| AMAZON.COM 2T1O59KD1 | 209.96 | 1 | 209.96 |
| AMZN MKTP US MK3A122Z0 | 209.89 | 1 | 209.89 |
| ACFE | 205.00 | 1 | 205.00 |
| NUECES ELECTRIC COOP RET | 204.77 | 2 | 102.39 |
| EBAY O 23-05917-06068 | 202.43 | 1 | 202.43 |
| USPS PO 4820240414 | 201.25 | 10 | 20.13 |
| DATA SEARCH MEDICAL | 200.99 | 1 | 200.99 |
| BESTBUYCOM806352014984 | 199.95 | 1 | 199.95 |
| THE BOOT JACK | 197.98 | 1 | 197.98 |
| CARISMA WASH LUBE AND DE | 197.74 | 2 | 98.87 |
| FLEET MANAGEMENT SOLUTNS | 192.00 | 1 | 192.00 |
| ZOOM.US 888-799-9666 | 191.80 | 2 | 95.90 |
| CERTIFIED LABORATORIES | 190.43 | 1 | 190.43 |
| INTEGRATED BUSINESS TECH | 190.00 | 1 | 190.00 |
| TRB WEBINAR | 190.00 | 2 | 95.00 |
| GRANDE COMMUNICATIONS | 189.54 | 2 | 94.77 |
| SPOK INC | 188.13 | 1 | 188.13 |
| AMZN MKTP US MK0YA23S1 | 187.86 | 1 | 187.86 |
| NSC NORTHERN SAFETY CO | 186.72 | 1 | 186.72 |
| INDUSTRIAL FABRICATORS OF | 185.40 | 1 | 185.40 |
| VIP CAR WASH AND LUBE NW | 184.55 | 4 | 46.14 |
| EVEREST WATER COFFEE | 180.50 | 4 | 45.13 |
| HOUSTON FREIGHTLINER ACCO | 180.00 | 1 | 180.00 |
| STEVE OLMEDA EXXON | 180.00 | 1 | 180.00 |
| AMZN MKTP US M470H7ZR3 | 179.88 | 1 | 179.88 |
| LITTLE CAESARS 722 | 179.46 | 1 | 179.46 |
| AMAZON.COM PT3E56UY3 | 178.59 | 1 | 178.59 |
| OSS ACADEMY | 178.00 | 2 | 89.00 |
| AMAZON.COM 2T6UR7XL2 | 175.11 | 1 | 175.11 |
| TAGITM | 175.00 | 1 | 175.00 |
| AMAZON.COM MK6B70KG1 AMZN | 174.48 | 1 | 174.48 |
| NNA SERVICES LLC | 173.83 | 1 | 173.83 |
| LABOR LAW POSTERS | 172.00 | 1 | 172.00 |
| FAIRFIELD INN & SUITES | 171.76 | 1 | 171.76 |
| AMAZON.COM MK5ZP1OX2 AMZN | 171.30 | 1 | 171.30 |
| DOMINO'S 6750 | 169.87 | 3 | 56.62 |

Nueces County
Transaction Totals by Vendor YTD
For the 2 months ending 11/30/2020

| Merchant | Amount | Transaction Count | Average Transaction |
|--------------------------|--------|-------------------|---------------------|
| THOMSON WEST TCD | 169.00 | 1 | 169.00 |
| NAPNAMEPLATES | 166.84 | 1 | 166.84 |
| AMAZON.COM 2T7F30U42 | 162.39 | 1 | 162.39 |
| APOLLO TOWING EASY RIDER | 160.00 | 3 | 53.33 |
| PT EMBCC | 160.00 | 1 | 160.00 |
| SQ BAY COFFEE SERVICE DB | 160.00 | 1 | 160.00 |
| GOVERNMENT FINANCE OFFIC | 159.00 | 1 | 159.00 |
| ATLAS SYSTEMS INC | 154.28 | 1 | 154.28 |
| AMZN MKTP US W62857533 | 153.72 | 1 | 153.72 |
| BLOSSOM SHOP FLORIST | 152.95 | 1 | 152.95 |
| CHAMPION ENERGY SERVICES | 150.00 | 1 | 150.00 |
| MP2 ENERGY TEXAS LLC | 150.00 | 1 | 150.00 |
| TEXPO DBA YEP & SWPL | 150.00 | 1 | 150.00 |
| BESTBUYCOM806352635948 | 149.95 | 1 | 149.95 |
| BESTBUYCOM806352756110 | 149.95 | 1 | 149.95 |
| AMZN MKTP US IT8ZK1YZ3 | 149.03 | 1 | 149.03 |
| ZIEBART TX-70 | 149.00 | 1 | 149.00 |
| TEJAS VETERINARY CLINIC | 145.56 | 2 | 72.78 |
| AMZN MKTP US 2T7SC0TN1 | 143.59 | 1 | 143.59 |
| SQ ROYCE ROLLS RINGER CO | 143.28 | 1 | 143.28 |
| MINIT MAN - 4 | 141.91 | 1 | 141.91 |
| AMZN MKTP US V50JX7EK3 | 141.89 | 1 | 141.89 |
| AMZN MKTP US MK2UI0YH1 | 141.00 | 1 | 141.00 |
| AMZN MKTP US 284WG82P2 | 140.05 | 1 | 140.05 |
| AMZN MKTP US 9969U7W83 | 139.99 | 1 | 139.99 |
| AMZN MKTP US 2T2ZK1N10 | 138.82 | 1 | 138.82 |
| SHINE ON CAR WASH | 136.98 | 5 | 27.40 |
| AMAZON.COM BK6VS6VS3 | 136.46 | 1 | 136.46 |
| AMZN MKTP US 2T64J7JG0 | 131.16 | 1 | 131.16 |
| USPS PO 4808000343 | 128.30 | 3 | 42.77 |
| IN JOHN CASARES | 127.50 | 1 | 127.50 |
| TEXAS LUBE & OIL SERVICE | 125.58 | 1 | 125.58 |
| AMZN MKTP US 2T3DZ30N2 | 124.65 | 1 | 124.65 |
| CDW GOVT #3067892 | 123.62 | 1 | 123.62 |
| WAL-MART #5460 | 119.35 | 1 | 119.35 |
| H-E-B #270 | 118.02 | 1 | 118.02 |
| VALICOR ENVIRONMENTAL | 117.75 | 1 | 117.75 |
| AMAZON.COM MK5CE01J1 | 115.08 | 1 | 115.08 |
| DIESEL ENGINE & INJECTIO | 114.61 | 3 | 38.20 |
| WALMART.COM AT | 113.97 | 1 | 113.97 |
| TAQUERIA GARIBALDI | 113.85 | 1 | 113.85 |
| AMZN MKTP US 2T56F2HH0 | 113.20 | 1 | 113.20 |

Nueces County
Transaction Totals by Vendor YTD
For the 2 months ending 11/30/2020

| Merchant | Amount | Transaction Count | Average Transaction |
|---------------------------|--------|-------------------|---------------------|
| ROCKPORT AUTO CLINIC | 112.16 | 1 | 112.16 |
| NOTARY PUBLIC TEXAS | 112.00 | 1 | 112.00 |
| FSI FIRST CHOICE POWER | 110.93 | 1 | 110.93 |
| WM SUPERCENTER #464 | 109.12 | 1 | 109.12 |
| MICROSOFT MICROSOFT 365 F | 108.23 | 1 | 108.23 |
| SOUTHWEST WHEEL CO COR | 108.20 | 3 | 36.07 |
| H-E-B #139 | 107.71 | 1 | 107.71 |
| TDLR BOILER INVOICE | 107.62 | 1 | 107.62 |
| KULLY SUPPLY | 107.40 | 2 | 53.70 |
| AMZN MKTP US 209YK9JN0 | 105.16 | 1 | 105.16 |
| BROOKS TIRE INC | 104.45 | 5 | 20.89 |
| REMOTEPC SIGNUP CHARGE | 104.25 | 1 | 104.25 |
| BESTBUYCOM806368064187 | 103.98 | 1 | 103.98 |
| JACKS SMALL ENGINES & GEN | 102.25 | 1 | 102.25 |
| SAMS CLUB #8267 | 100.80 | 1 | 100.80 |
| IN CORPUS CHRISTI BAR AS | 100.00 | 1 | 100.00 |
| TEXDEFENSIVE DRIVING | 100.00 | 4 | 25.00 |
| CLEAR LAW INSTITUTE | 99.00 | 1 | 99.00 |
| SPIRAL BINDING LLC | 97.74 | 2 | 48.87 |
| AMAZON.COM 2T4A46E81 | 95.25 | 1 | 95.25 |
| PAYPAL CJJ COL | 95.00 | 1 | 95.00 |
| UPS 552839232 | 95.00 | 1 | 95.00 |
| H-E-B #210 | 94.33 | 3 | 31.44 |
| MINIT MAN - 3 | 92.91 | 1 | 92.91 |
| AMAZON.COM W18CE20D3 | 92.70 | 1 | 92.70 |
| OFFICE DEPOT #1079 | 88.77 | 2 | 44.39 |
| DOGGETT DHMS - C.C. | 83.95 | 2 | 41.98 |
| AMZN MKTP US LG7QP3EL3 AM | 81.96 | 1 | 81.96 |
| GAMBLER SPECIALTIES INC | 81.00 | 1 | 81.00 |
| SHERATON GUNTER SAN ANTN | 80.10 | 1 | 80.10 |
| TEXAS EXCELLENCE DETAIL | 80.00 | 4 | 20.00 |
| ZOOM.US | 79.92 | 3 | 26.64 |
| IN ANNAVILLE AIR CONDITI | 78.50 | 1 | 78.50 |
| GREYHOUND LINES CNP | 77.99 | 1 | 77.99 |
| AMZN MKTP US N828Z79A3 | 77.94 | 1 | 77.94 |
| 4TE GEXA ENERGY | 76.46 | 1 | 76.46 |
| AMZN MKTP US M42PP5YC0 | 76.32 | 1 | 76.32 |
| SUMMIT ELECTRIC SUPPLY | 75.69 | 1 | 75.69 |
| DOLLAR GENERAL #10448 | 75.23 | 2 | 37.62 |
| AMAZON.COM 289Y99382 | 73.56 | 1 | 73.56 |
| SHERWIN WILLIAMS 707406 | 73.16 | 1 | 73.16 |
| MALEK INC | 72.80 | 1 | 72.80 |

**Nueces County
Transaction Totals by Vendor YTD
For the 2 months ending 11/30/2020**

| Merchant | Amount | Transaction Count | Average Transaction |
|---------------------------|--------|-------------------|---------------------|
| AMZN MKTP US KT1M298A3 | 71.98 | 1 | 71.98 |
| AMAZON.COM 2T53R3OC0 AMZN | 71.76 | 1 | 71.76 |
| GULF COAST GRAPHICS | 70.00 | 1 | 70.00 |
| SQ JMJ BUSINESS EQUIPMEN | 69.95 | 1 | 69.95 |
| AMZN MKTP US 2T7JF2GJ2 AM | 68.40 | 1 | 68.40 |
| COASTAL BEND EYE CENTER | 68.00 | 1 | 68.00 |
| EVIDENT INC | 67.50 | 1 | 67.50 |
| AMZN MKTP US 281KJ0WW0 | 66.15 | 1 | 66.15 |
| WM SUPERCENTER #470 | 65.98 | 3 | 21.99 |
| AMZN MKTP US 2T65A0ED1 | 65.97 | 1 | 65.97 |
| SQ ABSOLUTE WRECKER & ST | 65.00 | 1 | 65.00 |
| AMZN MKTP US 2T6VM5P50 | 64.92 | 1 | 64.92 |
| AMZN MKTP US MK6F14ND2 | 64.90 | 1 | 64.90 |
| POCKETPRESS | 60.44 | 1 | 60.44 |
| AMAZON.COM MK7106P00 | 59.99 | 1 | 59.99 |
| AMZ INDIGO SOFTWARE | 59.99 | 1 | 59.99 |
| AMZN MKTP US MK4L23070 AM | 59.98 | 1 | 59.98 |
| BESTBUYCOM806344291508 | 57.98 | 4 | 14.50 |
| AMZN MKTP US 2T5NC2ZA2 | 57.73 | 1 | 57.73 |
| SOUTHSIDE ANIMAL HOSPITAL | 55.00 | 1 | 55.00 |
| AMAZON.COM 280LO8K92 | 54.87 | 1 | 54.87 |
| AMAZON.COM 2T3F57K52 | 54.10 | 1 | 54.10 |
| 2COCOM MOVAVI.COM | 53.10 | 1 | 53.10 |
| AMZN MKTP US 2T0XO7F62 | 51.17 | 1 | 51.17 |
| WAYTEK INC | 51.12 | 1 | 51.12 |
| CULLIGAN/ULTRAPURE WAT | 50.75 | 2 | 25.38 |
| RUBBER STAMP WAREHOUSE | 49.62 | 1 | 49.62 |
| SUTHERLANDS 3210 | 49.46 | 1 | 49.46 |
| CDW GOVT #2332799 | 49.39 | 1 | 49.39 |
| COURSRA3307NLREZ5XMM9 | 49.00 | 1 | 49.00 |
| FSI CENTERPOINT ENERGY | 48.24 | 1 | 48.24 |
| KYOCERA DOCUMENT SOLUTION | 47.49 | 2 | 23.75 |
| COASTAL 0038002 | 47.47 | 1 | 47.47 |
| AMZN MKTP US MK96359D2 | 46.87 | 1 | 46.87 |
| KENNEDY WIRE ROPE AND | 46.74 | 1 | 46.74 |
| COASTAL DIESEL INJECTION | 46.63 | 4 | 11.66 |
| NAYLOR'S FARM & RANCH SUP | 46.41 | 2 | 23.21 |
| MAIL CENTER USA | 46.27 | 1 | 46.27 |
| PACER800-676-6856IR | 45.80 | 1 | 45.80 |
| AMZN MKTP US 2T0CZ1LL2 | 45.78 | 1 | 45.78 |
| BRIGGS EQUIPMENT #21 | 45.70 | 1 | 45.70 |
| WALMART.COM 8009666546 | 44.36 | 1 | 44.36 |

**Nueces County
Transaction Totals by Vendor YTD
For the 2 months ending 11/30/2020**

| Merchant | Amount | Transaction Count | Average Transaction |
|---------------------------|--------|-------------------|---------------------|
| CDW GOVT #4348409 | 42.20 | 1 | 42.20 |
| AGEX CONFERENCE SERVIC | 40.00 | 1 | 40.00 |
| EB 2020 FALL CEU CONF | 40.00 | 1 | 40.00 |
| BESTBUYCOM806360265336 | 39.99 | 1 | 39.99 |
| ADVANCE AUTO PARTS #8079 | 39.98 | 1 | 39.98 |
| BESTBUYCOM806369806562 | 39.98 | 2 | 19.99 |
| AMZN MKTP US MK40B0PM2 | 39.92 | 1 | 39.92 |
| FLEETPRIDE155 | 38.44 | 1 | 38.44 |
| ARMSTRONG LUMBER COMPANY | 38.38 | 3 | 12.79 |
| SHI SMARTPRACT#1875365 | 38.00 | 2 | 19.00 |
| AMZN MKTP US 281ZE7TP1 | 37.98 | 1 | 37.98 |
| AMZN MKTP US 2T0P06QM2 | 35.99 | 1 | 35.99 |
| STEWART DEAN BEARING COMP | 35.25 | 1 | 35.25 |
| IWS GAS AND SUPPLY OF TX | 35.21 | 1 | 35.21 |
| MURPHY EXPRESS 8691 | 35.18 | 1 | 35.18 |
| DOLLAR GENERAL #11377 | 34.64 | 1 | 34.64 |
| APPLE.COM/BILL | 34.60 | 4 | 8.65 |
| PENSKE TRK LSG 068410 | 32.18 | 1 | 32.18 |
| AMAZON.COM MK7T58CU2 | 32.15 | 1 | 32.15 |
| CANVA 02849-15954706 | 31.98 | 1 | 31.98 |
| CANVA 02880-17131236 | 31.98 | 1 | 31.98 |
| FEDEX 62439783 | 31.35 | 1 | 31.35 |
| FEDEX 62391660 | 30.30 | 1 | 30.30 |
| IN SUPERGLASS WINDSHIELD | 30.00 | 1 | 30.00 |
| PAYPAL WONDERIDEA | 30.00 | 2 | 15.00 |
| CC PLUMBING | 29.45 | 1 | 29.45 |
| DISNEYPLUS | 28.12 | 2 | 14.06 |
| AMZN MKTP US MK35A1KS2 | 27.93 | 1 | 27.93 |
| WAL-MART #0490 | 27.86 | 1 | 27.86 |
| AMZN MKTP US 204HO0LJ2 | 25.99 | 1 | 25.99 |
| AMAZON.COM 2T97K7XA2 | 25.98 | 1 | 25.98 |
| AMZN MKTP US 2883K9831 | 25.98 | 1 | 25.98 |
| NUECES COUNTY TAX OFFICE | 22.50 | 1 | 22.50 |
| AMZN MKTP US FC9SY7G93 | 22.04 | 1 | 22.04 |
| BATTERIES+BULBS #0461 | 21.90 | 1 | 21.90 |
| FAMILY DOLLAR #6530 | 21.65 | 1 | 21.65 |
| AMZN MKTP US 288H37WL2 | 21.64 | 1 | 21.64 |
| AOC AUTO PARTS | 21.49 | 1 | 21.49 |
| HOUSE OF ROCK | 21.47 | 1 | 21.47 |
| MR FANCY PANTS EXPRESS | 20.00 | 1 | 20.00 |
| AMZN MKTP US 283JY8P02 AM | 19.97 | 1 | 19.97 |
| AMAZON.COM MK2VM7M42 | 19.59 | 1 | 19.59 |

Nueces County
Transaction Totals by Vendor YTD
For the 2 months ending 11/30/2020

| Merchant | Amount | Transaction Count | Average Transaction |
|---------------------------|-------------------|-------------------|---------------------|
| WALGREENS #3638 | 19.49 | 1 | 19.49 |
| AMZN MKTP US 208NE8JW0 | 19.45 | 1 | 19.45 |
| AMZN MKTP US P86ZX9M23 | 18.90 | 1 | 18.90 |
| BJ'S FAMOUS UNIFORMS | 17.55 | 1 | 17.55 |
| OFFICE DEPOT #472 | 16.76 | 1 | 16.76 |
| AMZN MKTP US M449987R0 | 16.57 | 1 | 16.57 |
| 7-ELEVEN 40849 | 16.23 | 1 | 16.23 |
| HCTRA EZ TAG ONLINE | 15.00 | 2 | 7.50 |
| USPS PO 4820200410 | 14.05 | 1 | 14.05 |
| DROPBOX J974T2H52BQP | 12.78 | 1 | 12.78 |
| DROPBOX RTB8PKGQS72B | 12.78 | 1 | 12.78 |
| NUECES CO TX - GOV PAY FE | 12.00 | 4 | 3.00 |
| WM SUPERCENTER #490 | 10.97 | 1 | 10.97 |
| AUTOZONE #4215 | 10.58 | 1 | 10.58 |
| O'REILLY AUTO PARTS 1687 | 9.98 | 1 | 9.98 |
| FEDEX 772104036670 | 9.05 | 1 | 9.05 |
| GOVERNMENT PAYMENTS | 9.00 | 3 | 3.00 |
| DROPBOX 5FWYMGFWTGKC | 8.53 | 1 | 8.53 |
| LUBRICATION STATION | 7.00 | 1 | 7.00 |
| SINISTER | 7.00 | 1 | 7.00 |
| O'REILLY AUTO PARTS 445 | 6.96 | 1 | 6.96 |
| O'REILLY AUTO PARTS 1441 | 5.72 | 1 | 5.72 |
| GOOGLE ROBLOX | 5.40 | 1 | 5.40 |
| UPS 958237280 | 5.00 | 1 | 5.00 |
| USPS PO 4820210418 | 4.80 | 2 | 2.40 |
| AUTOZONE #1344 | 3.99 | 1 | 3.99 |
| USA VEND AT AIR SERV | 3.50 | 2 | 1.75 |
| GOV-PAY FEE (NUECES) | 3.00 | 1 | 3.00 |
| CROSS BORDER TRANS FEE | 0.30 | 2 | 0.15 |
| SCRIPPS MEDIA INC | 0.00 | 4 | 0.00 |
| THE HOME DEPOT 2705 | 0.00 | 6 | 0.00 |
| DISPUTE-GOOGLE ROBLOX | -5.40 | 1 | -5.40 |
| WAL-MART #1494 SE2 | -26.93 | 1 | -26.93 |
| VARIDESK 1800 207 2587 | -72.09 | 2 | -36.05 |
| RAPID AIR | -89.35 | 2 | -44.68 |
| CDW GOVT #4462886 | -123.62 | 1 | -123.62 |
| AMZN MKTP US | -1,925.76 | 1 | -1,925.76 |
| Total | 723,723.63 | 2,231 | 324.39 |