


Nueces County, Texas

Monthly Financial Report (Unaudited and Unadjusted)

Fiscal Year 2020/2021
For the three months ended December 31, 2020



Prepared by:

The Nueces County
Auditor's Office
Dale Atchley, CPA
County Auditor

Nueces County, Texas
Unaudited Monthly Financial Report
As of December 31, 2020

Table of Contents

County Auditor Letter of Transmittal..... 1

Financial Statements

Balance Sheet - Governmental Funds 4
Statement of Revenue, Expenditures and Changes in Fund Balances - Governmental Funds..... 6
Statement of Net Position - Internal Service Fund 10
Statement of Revenue, Expenditures and Changes in Fund Balance - Internal Service Fund 11
Comparison of Current Year to Prior year Revenues & Expenditures - Group Health..... 13
Comparison of Monthly & year to prior year Revenues & Expenditures - Group Health 14

Budget Revenue Section

Statement of Revenue Budget to Actual with Year to Year Comparison - General Fund 16
Statement of Revenue Budget to Actual with Year to Year Comparison – Road & Bridge 17
Statement of Revenues Budget to Actual - Inland and Coastal Parks 18
Comparison of Current year to prior year total Revenues - Inland and Coastal Parks..... 19
Statement of Revenues Budget to Actual - Airport..... 20

Budget Expenditure Section

Statement of Expenditures Budget to Actual - General Fund 22
Comparison of Current year to prior year total Expenditures - General Fund 63
Statement of Expenditures Budget to Actual - Road & Bridge Fund..... 65
Comparison of Current year to prior year total Expenditures - Road & Bridge Fund 66
Statement of Expenditures Budget to Actual - Inland and Coastal Parks 67
Comparison of Current year to prior year total Expenditures - Inland and Coastal Parks..... 68
Statement of Expenditures Budget to Actual with Year to Year Comparison - Airport fund 69
Statement of Expenditures Budget to Actual - Commissioners Special Revenue Funds 70
Statement of Expenditures Budget to Actual - Commissioners Diabetes Funds 71
Statement of Expenditures Budget to Actual - Commissioners RTA Funds..... 72

Schedules

Schedule of Transfers In and Out by Fund..... 74
Summary of Monthly Revenue Report..... 75

Procurement

Procurement Card Totals by Budget Category 78
Procurement Card Totals by Amount 79
Procurement Card Totals by Department 82





AIDEE HERNANDEZ, MBA
FIRST ASSISTANT

ELVA FUENTES, CFE
INTERNAL AUDIT SUPERVISOR

ANNA VELAZQUEZ, CPP
GRANTS / PAYROLL SUPERVISOR

DALE ATCHLEY, CPA
COUNTY AUDITOR

LISA DAVIS
BUDGET ACCOUNTANT

901 LEOPARD STREET, RM. 304
CORPUS CHRISTI, TX 78401

LOURDES RIVERA
EXECUTIVE ACCOUNTANT

PHONE: (361) 88-0556 • FAX: (361) 888-0584

June 6, 2021

Honorable District Judges of Nueces County and
Honorable Members of the Nueces County Commissioners Court:

The unaudited and unadjusted Monthly Financial Report of Nueces County, Texas as of and for the three months ended December 31, 2020 is submitted herewith in accordance with Section 114.023 of the Texas Local Government Code and was prepared by the County Auditor's Office staff. The statements are reported on a budgetary basis which is not in accordance with generally accepted accounting principles. Due to the statutory duties of the County Auditor, I am not independent with regard to these financial reports as defined by the professional standards of the American Institute of Certified Public Accountants. However, these financial statements were prepared, and the financial accounting records were maintained with objectivity and due professional care.

The Monthly Financial Report is presented in four sections: Fund Financial Statements, Budget Revenue Status, Budget Expenditure Status, and Schedules:

The **Financial Statement section** contains the Governmental Funds Balance Sheet, the Governmental Funds Statement of Revenue, Expenditures and Changes in Fund Balance, the Internal Service Fund Statement of Net Position, the Internal Service Fund Statement of Revenue, Expenditures and Changes in Net Position, and the Group Health Comparison of Current Year to Prior Year Revenue and Expenditures and chart.

The **Budget Revenue Status section** is comprised of a General Fund Statement of Revenues Budget to Actual and Comparison of Current Year to Prior Year Revenues, a Road and Bridge Statement of Revenues Budget to Actual and Comparison of Current Year to Prior Year Revenues, an Inland and Coastal Parks Statement of Revenues Budget to Actual and Comparison of Current Year to Prior Year Revenues, and Airport Statement of Revenues Budget to Actual.

The **Budget Expenditure Status section** is comprised of a General Fund Top Spenders, General Fund Statement of Expenditures Budget to Actual, a General Fund Comparison of Current Year to Prior Year Expenditures and charts, a Road and Bridge Statement of Expenditures Budget to Actual, a Road and Bridge Comparison of Current Year to Prior Year Expenditures, an Inland and Coastal Parks Statement of Expenditures Budget to Actual, Inland and Coastal Parks Funds Comparison of Current Year to Prior Year Expenditures, an Airport Statement of Expenditures Budget to Actual and an Airport Comparison of Current Year to Prior Year Expenditures,

The **Schedules section** includes a Schedule of Transfers In and Out by Fund, a Schedule of Capital Projects, and a Summary of Revenue Reports.

The **General Fund Statement of Expenditures Budget to Actual** section now has visual performance indicators. The performance indicators are based on a comparison with the Expected Expenditures. The Expected Expenditure amount is calculated based on the average of the total budget over 12 fiscal periods (October through September). The color of the remaining budget available is used as a performance indicator. These numbers will be black if spending is below 90% of the expected amount, yellow if spending is equal to or greater than 90% of the expected amount and red if spending is equal to or greater than 100% of the expected amount.

Fiscal Period	1	2	3	4	5	6
Calendar Month	October	November	December	January	February	March
Expected Balance Remaining at 90% of expected expenditures	92.5%	85.0%	77.5%	70.0%	62.5%	55.0%
Expected Balance Remaining at 100% of expected Expenditures	91.7%	83.3%	75.0%	66.7%	58.3%	50.0%

Fiscal Period	7	8	9	10	11	12
Calendar Month	April	May	June	July	August	September
Expected Balance Remaining at 90% of expected expenditures	47.5%	40.0%	32.5%	25.0%	17.5%	10.0%
Expected Balance Remaining at 100% of expected Expenditures	41.7%	33.3%	25.0%	16.7%	8.3%	0.0%

This report is designed to provide a general overview of Nueces County’s finances for all those with an interest in the County’s finances at a specific point during the fiscal year. However, the reader should note that the report does not include those disclosures associated with, and usually made a part of, audited financial statements. Should you have any questions concerning this report, please do not hesitate to contact the County Auditor’s Office at (361) 888 - 0556.

Respectfully submitted,



Dale Atchley, CPA
Nueces County Auditor

FINANCIAL STATEMENTS

(Unaudited)

Nueces County, Texas
Balance Sheet
Governmental Funds
December 31, 2020

	General Fund	Debt Service Fund	Capital Projects Fund
Assets			
Cash & Cash Equivalents	\$ 25,883,907	\$ 7,595,123	\$ 37,647,289
Investments	7,407,191	1,767,001	12,417,190
Accounts Receivable	1,130,855	-	-
Due From Component Unit	96,511	-	-
Due From Other Funds	6,482,536	-	4,069
Prepays	(144,793)	-	-
Inventory	69,168	-	-
Total Assets	\$ 40,925,374	\$ 9,362,124	\$ 50,068,548
 Liabilities and Fund Balances			
Liabilities			
Accounts Payable	\$ 5,205,098	\$ -	\$ 135
Accrued Payroll Payable	-	-	-
Due to Other Funds	1,247,635	-	-
Unearned Revenue	343	-	-
Other Liabilities	705	-	-
Total Liabilities	\$ 6,453,781	\$ -	\$ 135
 Fund Balances			
Restricted	\$ -	\$ -	\$ 50,068,412
Committed	-	9,362,124	-
Unassigned	34,471,594	-	-
Total fund balances	\$ 34,471,594	\$ 9,362,124	\$ 50,068,412
Total liabilities and fund balances	\$ 40,925,374	\$ 9,362,124	\$ 50,068,548

**Nueces County, Texas
Balance Sheet
Governmental Funds
December 31, 2020**

Airport Fund	Coastal Parks Fund	Non-Major Funds	Total Governmental Funds
\$ 208,642	\$ 615,478	\$ 18,632,872	\$ 90,583,312
-	345,071	9,352,049	31,288,501
59,384	5,102	21,901,132	23,096,472
-	-	-	96,511
-	335,100	104	6,821,809
(1,015)	-	(3,039)	(148,847)
3,874	15,144	(0)	88,186
\$ 270,885	\$ 1,315,895	\$ 49,883,117	\$ 151,825,942
\$ 959	\$ 59,324	\$ 10,911,380	\$ 16,176,896
-	-	7,293	7,293
2,555	98,748	2,852,581	4,201,518
59,384	-	16,643,274	16,703,001
-	-	840,428	841,133
\$ 62,898	\$ 158,072	\$ 31,254,955	\$ 37,929,841
\$ -	\$ -	\$ -	\$ 50,068,412
-	-	-	9,362,124
207,987	1,157,823	18,628,161	54,465,565
\$ 207,987	\$ 1,157,823	\$ 18,628,161	\$ 113,896,101
\$ 270,885	\$ 1,315,895	\$ 49,883,117	\$ 151,825,942

Nueces County, Texas
Statement of Revenues, Expenditures and Changes in Fund Balances
Governmental Funds
December 31, 2020

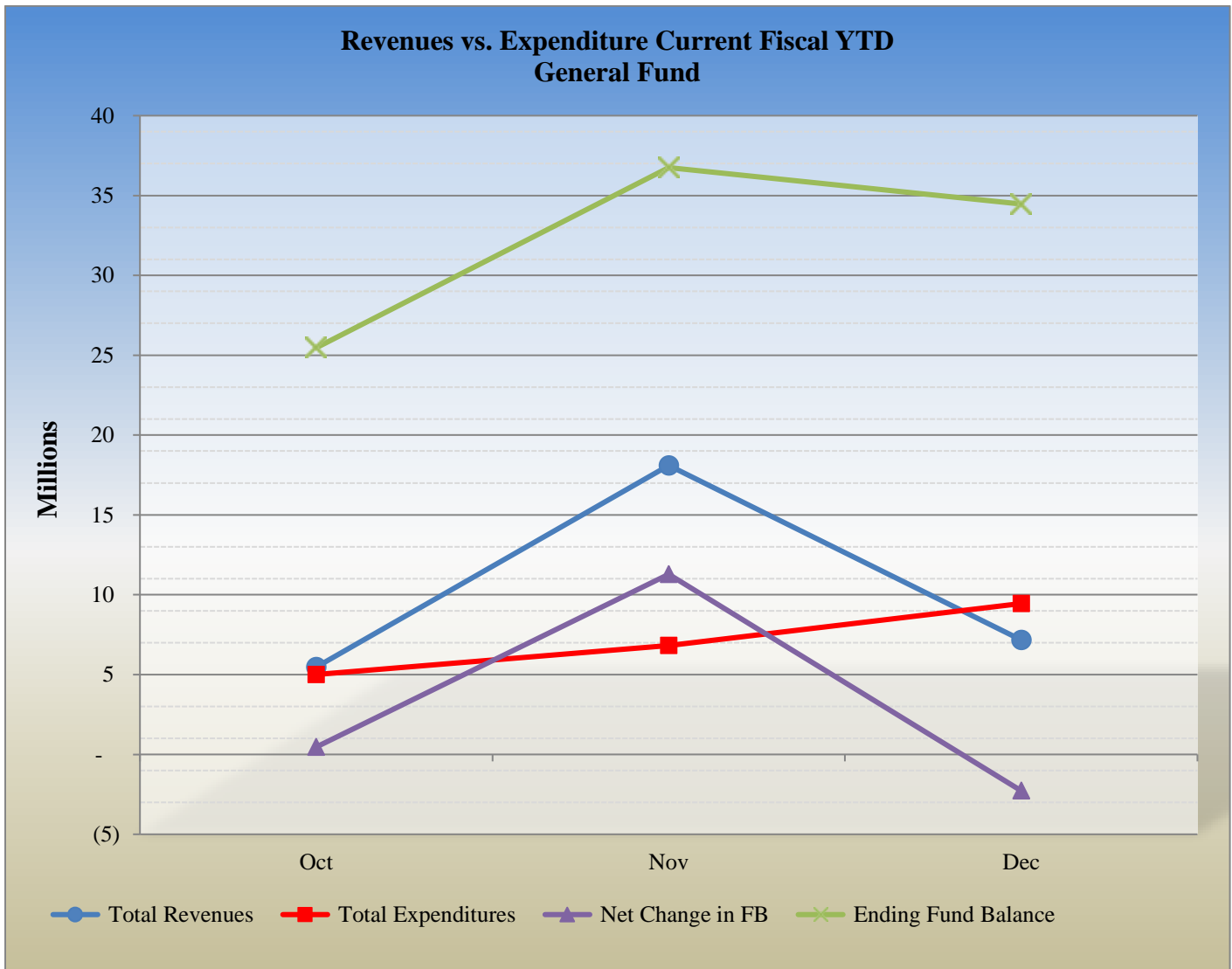
	<u>General Fund</u>	<u>Debt Service Fund</u>	<u>Capital Projects Fund</u>
Revenues			
Taxes	\$ 28,509,861	\$ 4,850,403	\$ -
Fees of Office	926,950	-	-
Fines & Forfeitures	212,222	-	-
Licenses & Permits	12,550	-	-
Motor Vehicle Services	141,389	-	-
Intergovernmental Revenues	556,729	-	-
Housing Inmates & Juveniles	116,940	-	-
Charges for Services	219,696	-	-
Interest & Investment Income	7,410	1,376	21,662
Rentals & commissions	9,235	-	-
Refunds & Reimbursements	16,405	-	-
Commodity Sales	-	-	-
Sale of Printed Materials	442	-	-
Other Income	10,059	-	-
Force Revenue (In-Kind)	-	-	-
Agency Collections	-	-	-
Total Revenues	<u>\$ 30,739,887</u>	<u>\$ 4,851,779</u>	<u>\$ 21,662</u>
Expenditures			
Salaries	\$ 9,644,418	\$ -	\$ -
Salaries - Seasonal	-	-	-
Employee Benefits	4,642,938	-	-
Other Personnel Expenses	107,057	-	-
Office Expense & Supplies	259,635	-	20,856
Food & Kitchen Supplies	279,788	-	-
Telephone & Utilities	738,761	-	-
Maint & Repair - Equipment & Vehicles	196,736	-	26,028
Maint & Repair - Buildings & Grounds	310,441	-	6,909,091
Maint & Repair - Roads & Bridges	-	-	-
Professional Services	465,843	-	78,071
Special Personnel Services	336,429	-	-
Other Services & Charges	1,211,381	-	2,790
Other Expenses	113,532	157,789	-
Travel Expenses	(6,676)	-	-
Capital Outlay	15,027	-	739,865
Total Expenditures	<u>\$ 18,315,312</u>	<u>\$ 157,789</u>	<u>\$ 7,776,700</u>
Other Financing Sources (Uses)			
Transfers - In	\$ -	\$ 630,000	\$ -
Transfers - Out	(2,954,087)	-	-
Bond Proceeds	-	-	-
Premium and Sale of Bonds	-	-	-
Sales of Assets	-	-	-
Total Other Financing Sources (Uses)	<u>(2,954,087)</u>	<u>630,000</u>	<u>-</u>
Net Change in Fund Balances	9,470,489	5,323,990	(7,755,039)
Fund Balance Beginning 10/01/2020	25,001,104	4,038,134	57,823,451
Fund Balance Ending 12/31/2020	<u>\$ 34,471,593</u>	<u>\$ 9,362,124</u>	<u>\$ 50,068,412</u>

Nueces County, Texas
Statement of Revenues, Expenditures and Changes in Fund Balances
Governmental Funds
December 31, 2020

Airport Fund	Coastal Parks Fund	Non-Major Funds	Total Governmental Funds
\$ -	\$ -	\$ 406,513	\$ 33,766,778
-	-	358,206	1,285,156
-	-	7,820	220,042
-	-	2,850	15,400
-	-	406,310	547,699
-	-	1,243,032	1,799,761
-	-	15,995,343	16,112,283
-	-	52,830	272,526
27	259	6,033	36,767
38,903	249,663	886	298,688
166	468	4,061	21,101
4,786	(17)	(0)	4,769
-	-	-	442
-	30	467,487	477,576
-	-	5,069	5,069
-	-	-	-
\$ 43,882	\$ 250,403	\$ 18,956,442	\$ 54,864,055
\$ 8,775	\$ 192,189	\$ 1,659,352	\$ 11,504,735
-	-	-	-
5,017	108,786	768,551	5,525,292
332	-	76,921	184,311
148	2,918	104,710	388,267
-	-	7,245	287,032
5,322	61,344	135,944	941,370
-	-	-	499,066
2,895	26,407	247,000	-
-	-	-	7,592,227
8,113	23,227	341,354	-
-	-	271,378	271,378
-	-	1,308,404	1,852,317
-	-	-	336,429
2,272	61,244	16,874,282	18,151,969
335	2,117	497,894	771,666
-	-	5,502	(1,174)
-	-	494,551	1,249,443
\$ 33,208	\$ 478,233	\$ 22,793,088	\$ 49,554,329
\$ 19,020	\$ 335,000	\$ 2,670,267	\$ 3,654,287
-	-	(700,200)	(3,654,287)
-	-	-	-
-	-	-	-
-	-	-	-
19,020	335,000	1,970,067	-
29,695	107,169	(1,866,578)	5,309,726
178,292	1,050,653	20,494,741	108,586,375
\$ 207,987	\$ 1,157,823	\$ 18,628,162	\$ 113,896,101

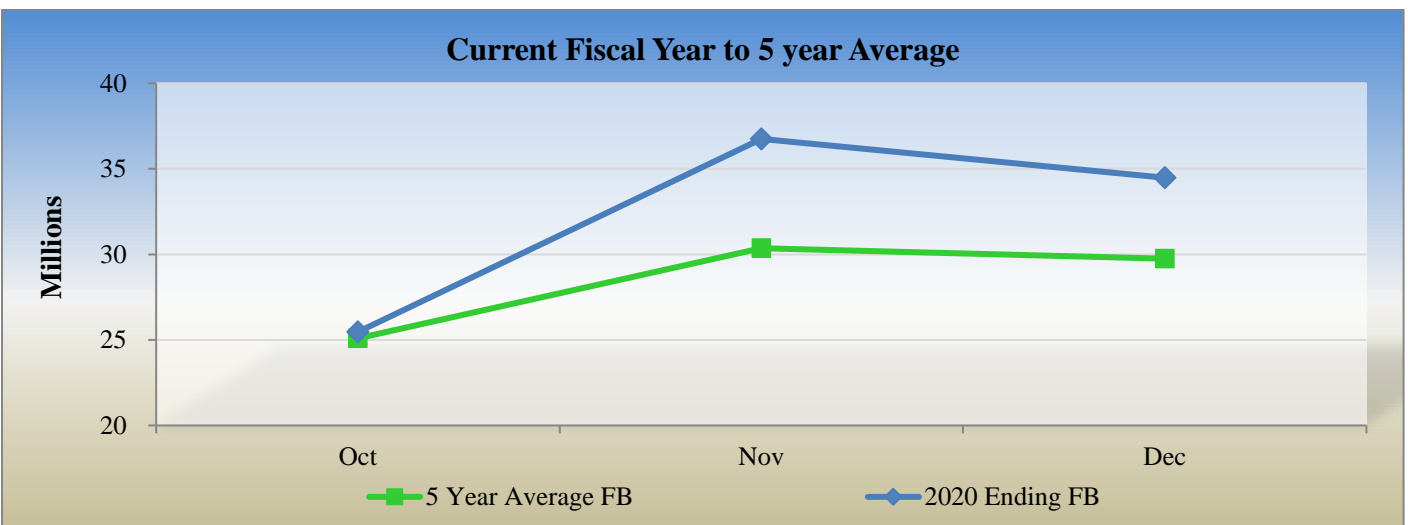
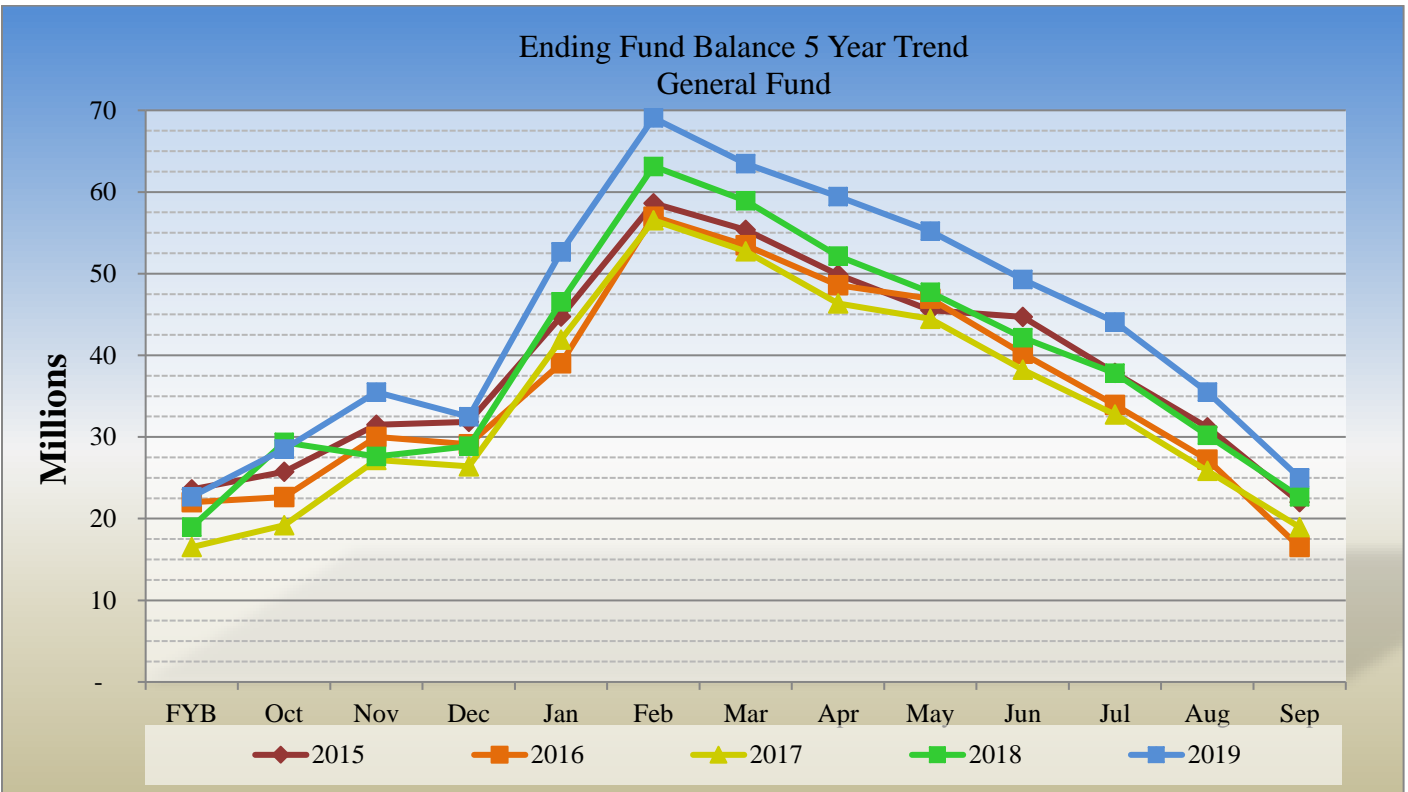
Nueces County, Texas
Change in Fund Balance-Current YTD
General Fund
December 31, 2020

Period	Oct	Nov	Dec	Jan	Feb	Mar	Apr	May	Jun	Jul	Aug	Sep
Starting FB	25,001,104	25,464,581	36,746,578	-	-	-	-	-	-	-	-	-
Revenues	5,468,404	18,096,895	7,174,589	-	-	-	-	-	-	-	-	-
Transfers In	-	-	-	-	-	-	-	-	-	-	-	-
Expenditures	4,996,354	6,378,714	6,940,243	-	-	-	-	-	-	-	-	-
Transfers Out	8,573	436,184	2,509,330	-	-	-	-	-	-	-	-	-
Ending FB	25,464,581	36,746,578	34,471,594	-	-	-	-	-	-	-	-	-



Nueces County, Texas
Change in Fund Balance-Current and Previous 5 Years
General Fund
December 31, 2020

	FYB	Oct	Nov	Dec	Jan	Feb	Mar	Apr	May	Jun	Jul	Aug	Sep
2015	23,568,037	25,743,350	31,499,712	31,840,057	44,741,446	58,614,455	55,365,701	49,873,338	45,519,118	44,720,218	37,856,992	31,164,598	22,001,648
2016	22,001,636	22,659,474	30,025,766	29,093,823	39,014,164	56,984,520	53,475,653	48,593,952	46,920,232	40,205,963	33,918,387	27,231,897	16,510,888
2017	16,510,888	19,198,906	27,189,044	26,403,938	41,904,197	56,534,931	52,744,626	46,345,169	44,468,949	38,223,488	32,750,384	25,847,458	18,974,819
2018	18,974,819	29,342,596	27,604,311	28,869,540	46,560,221	63,136,831	58,919,726	52,140,119	47,707,470	42,159,496	37,809,142	30,205,703	22,694,609
2019	22,694,609	28,523,843	35,479,149	32,494,479	52,637,996	69,062,273	63,460,135	59,450,696	55,217,515	49,281,140	44,086,393	35,492,214	25,001,104
2020	25,001,104	25,464,581	36,746,578	34,471,594	-	-	-	-	-	-	-	-	-
5-Yr Avg	21,458,516	25,155,458	31,424,093	30,528,905	44,971,605	60,866,602	56,793,168	51,280,655	47,966,657	42,918,061	37,284,259	29,988,374	21,036,614



**Nueces County, Texas
Statement of Net Position
Internal Service Fund
December 31, 2020**

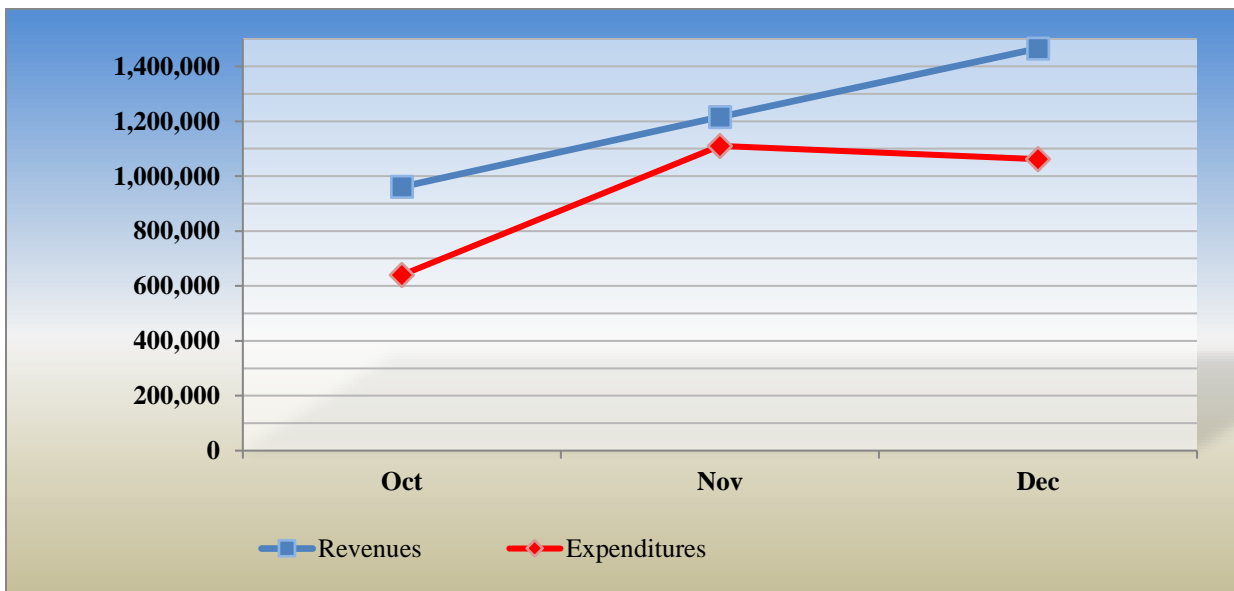
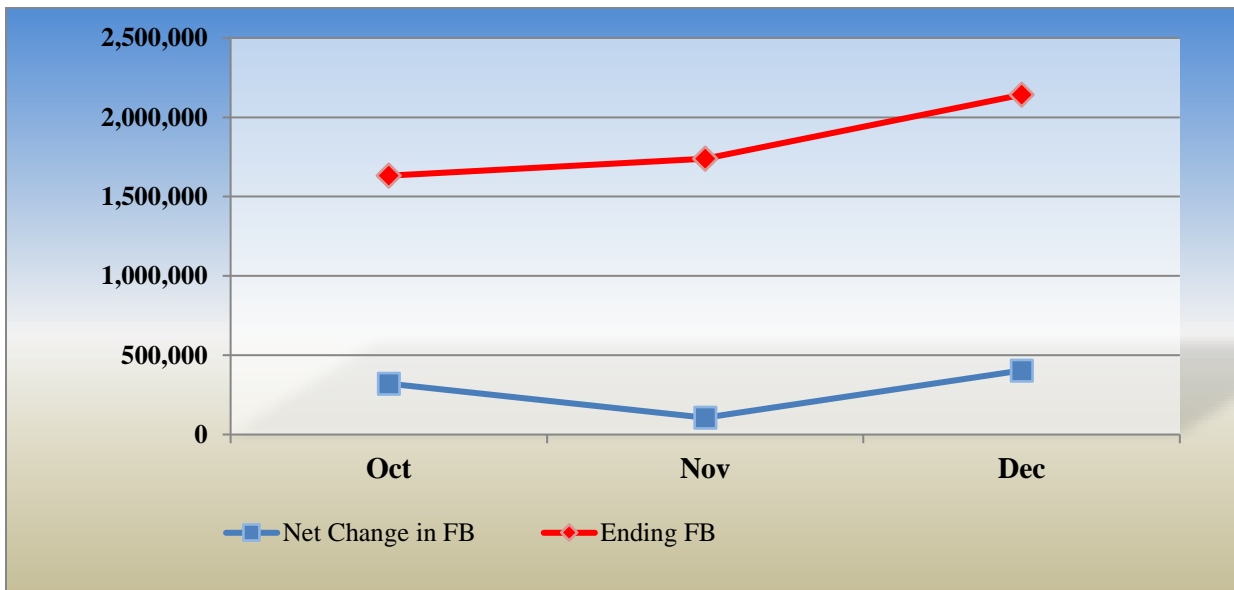
	<u>Workers Compensation</u>	<u>General Liability</u>	<u>Group Health</u>	<u>Total Internal Service Fund</u>
Assets				
Cash & Cash Equivalents	\$ 344,435	\$ 1,246,882	\$ 4,834,625	\$ 6,425,941
Investments	-	490,798	-	490,798
Accounts Receivable	-	-	5,290	5,290
Due From Other Funds	-	83,921	-	83,921
Total Assets	<u>\$ 344,435</u>	<u>\$ 1,821,600</u>	<u>\$ 4,839,915</u>	<u>\$ 7,005,951</u>
Liabilities and Net Position				
Liabilities				
Accounts Payable	\$ -	\$ -	\$ 966,271	\$ 966,271
Due To Other Funds	-	-	2,700,000	2,700,000
Estimated Claims	-	1,197,665	-	1,197,665
Total Liabilities	<u>\$ -</u>	<u>\$ 1,197,665</u>	<u>\$ 3,666,271</u>	<u>\$ 4,863,936</u>
Net Position				
Unassigned	<u>344,435</u>	<u>623,935</u>	<u>1,173,644</u>	<u>2,142,014</u>
Total Net Position	<u>344,435</u>	<u>623,935</u>	<u>1,173,644</u>	<u>2,142,014</u>
Total Liabilities and Fund Balances	<u>\$ 344,435</u>	<u>\$ 1,821,600</u>	<u>\$ 4,839,915</u>	<u>\$ 7,005,951</u>

Nueces County, Texas
Statement of Revenue, Expenditures and Changes in Net Position
Internal Service Fund
December 31, 2020

	<u>Workers Compensation</u>	<u>General Liability</u>	<u>Group Health</u>	<u>Total Internal Service Fund</u>
Revenues				
Charges for Services	\$ -	\$ 559,161	\$ 3,071,554	\$ 3,630,715
Interest & Investment Income	43	228	582	853
Refunds & Reimbursements	-	-	10,769	10,769
Other Income	-	-	468	468
Total Revenues	<u>\$ 43</u>	<u>\$ 559,389</u>	<u>\$ 3,083,373</u>	<u>\$ 3,642,805</u>
Expenditures				
Office Expense & Supplies	\$ -	\$ -	\$ -	\$ -
Professional Services	-	21,250	2,260,902	2,282,152
Other Services & Charges	-	23,389	180,612	204,001
Insurance Admin Costs	-	-	317,983	317,983
Total Expenditures	<u>\$ -</u>	<u>\$ 52,010</u>	<u>\$ 2,759,497</u>	<u>\$ 2,811,507</u>
Change in Net Position	\$ 43	\$ 507,379	\$ 323,876	\$ 831,298
Net Position Beginning 10/01/2020	<u>344,391</u>	<u>116,556</u>	<u>849,769</u>	<u>1,310,716</u>
Net Position Ending 12/31/2020	<u>\$ 344,435</u>	<u>\$ 623,935</u>	<u>\$ 1,173,644</u>	<u>\$ 2,142,014</u>

Nueces County, Texas
Change in Fund Balance – Current YTD
Internal Service Fund
December 31, 2020

Period	Oct	Nov	Dec
Starting FB	1,310,716	1,632,005	1,738,090
Revenues	961,175	1,216,311	1,061,395
Transfers In	-	-	-
Expenditures	639,887	1,110,225	1,061,395
Transfers Out	-	-	-
Ending FB	1,632,005	1,738,090	2,142,014



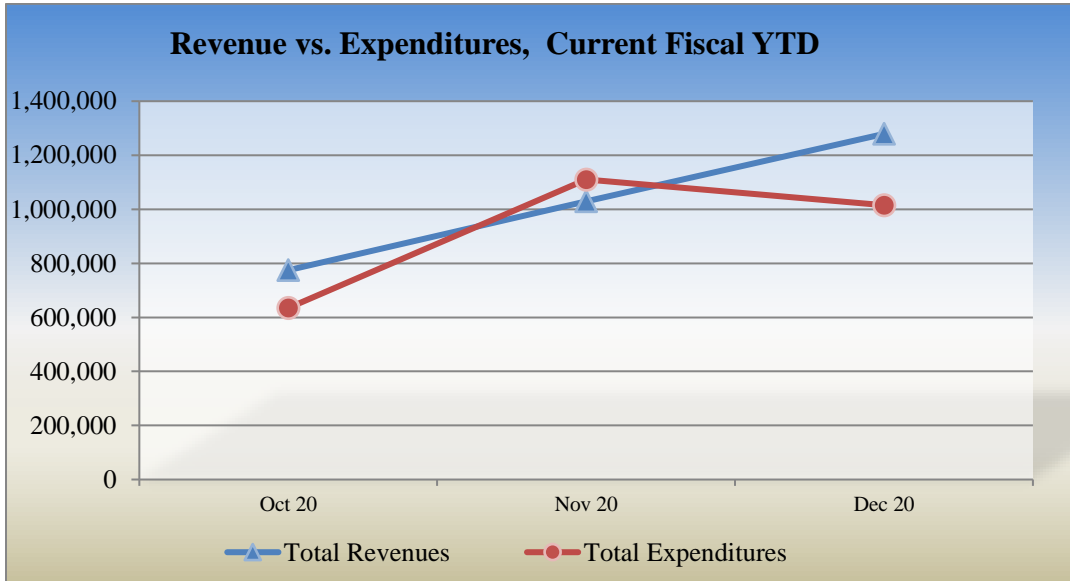
Nueces County, Texas
Comparison of Current Year to Prior Year Revenues
December 2020 vs. December 2019
Group Health

	2020 - 2021 Current Year-to-Date <u>Actual</u>	2019 - 2020 Prior Year-to-Date <u>Actual</u>	Increase (Decrease)	Current to Prior Year Percent Change
Charges for Services	\$ 3,071,554	\$ 3,001,170	\$ 70,384	2%
Interest & Investment Income	582	13,990	(13,408)	-96%
Other Income	468	-	468	0%
Refunds & Reimbursements	10,769	5,126	5,643	110%
Total Revenues	<u>\$ 3,083,373</u>	<u>\$ 3,020,286</u>	<u>\$ 63,087</u>	2%

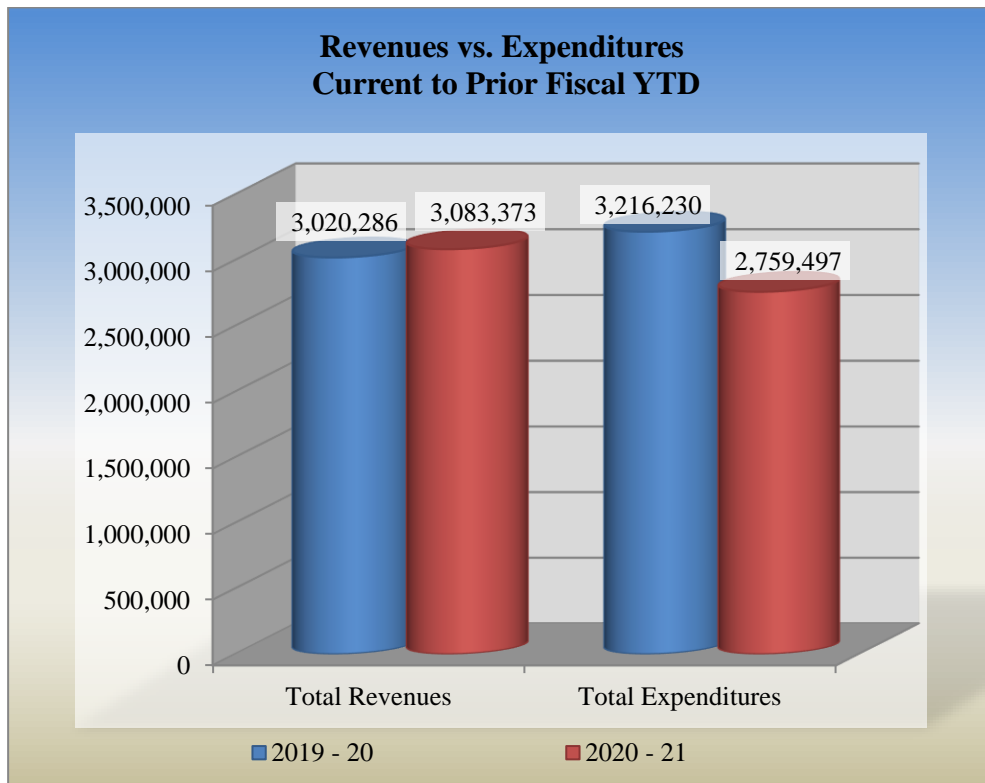
Nueces County, Texas
Comparison of Current Year to Prior Year Expenses
December 2020 vs. December 2019
Group Health

	2020 - 2021 Current Year-to-Date <u>Actual</u>	2019 - 2020 Prior Year-to-Date <u>Actual</u>	Increase (Decrease)	Current to Prior Year Percent Change
Food & Kitchen Expense	\$ -	\$ 4,155	\$ (4,155)	-100%
Insurance Fund Costs	317,983	224,581	93,403	42%
Other Services and Charges	180,612	147,301	33,311	23%
Professional Services	2,260,902	2,840,194	(579,291)	-20%
Total Expenses	<u>\$ 2,759,497</u>	<u>\$ 3,216,230</u>	<u>\$ (456,733)</u>	-14%
Net Income / (Loss)	<u>\$ 323,876</u>	<u>\$ (195,945)</u>	<u>\$ 519,820</u>	<u>-265%</u>

Nueces County, Texas
Monthly and Year to Prior Year
Comparison Charts
Group Health Fund
2020 - 2021 Individual Month Comparison



Fiscal Period	Oct 20	Nov 20	Dec 20
Revenues	774,654	1,029,861	1,278,858
Expenditures	634,693	1,110,225	1,014,579



BUDGET STATUS
REVENUE
(Unaudited)

Nueces County, Texas
Statement of Revenues Budget to Actual
General Fund
December 31, 2020

	Original FY 2020/21 Budget	Adjusted FY 2020/21 Budget	Year to Date Activity	Remaining Balance	Percent of Budget Collected
Taxes					
Current Property Taxes	\$ 81,743,655	\$ 81,743,655	\$ 28,317,432	\$ 53,426,223	34.6%
Delinquent Property Taxes	1,410,000	1,410,000	113,703	1,296,297	8.1%
Penalties & Interest	715,000	715,000	78,726	636,274	11.0%
Other Taxes	413,000	413,000	-	413,000	0.0%
Fees of Office	3,974,100	3,974,100	926,950	3,047,150	23.3%
Fines and Forfeitures	1,310,000	1,310,000	212,222	1,097,778	16.2%
Licenses and Permits	170,000	170,000	12,550	157,450	7.4%
Motor Vehicle Services	4,180,000	4,180,000	141,389	4,038,611	3.4%
Intergovernmental Revenue	5,149,216	5,149,216	556,729	4,592,487	10.8%
Housing Inmates	300,000	300,000	116,940	183,060	39.0%
Charges for Services	532,870	532,870	219,696	313,174	41.2%
Investment Income	961,230	961,230	7,410	953,820	0.8%
Rental & Commissions	725,000	725,000	9,235	715,765	1.3%
Refunds & Reimbursements	155,000	155,000	16,405	138,595	10.6%
Sale of Printed Materials	12,000	12,000	442	11,558	3.7%
Other Income	119,500	119,500	10,059	109,441	8.4%
Transfers In	1,635,354	1,635,354	-	1,635,354	0.0%
Total General Fund Revenues	\$ 103,505,925	\$ 103,505,925	\$ 30,739,887	\$ 72,766,038	29.7%

Comparison of Current Year to Prior Year Revenues
General Fund
December 2020 vs December 2021

	2020-2021 Fiscal Year to Date Actual	2019-2020 Prior Year to Date Actual	Increase (Decrease)	Current to Prior Year Percentage Change
Taxes				
Current Property Taxes	\$ 28,317,432	\$ 27,766,634	\$ 550,798	2.0%
Delinquent Property Taxes	113,703	303,910	(190,207)	-62.6%
Penalties & Interest	78,726	84,788	(6,062)	-7.1%
Fees of Office	926,950	999,411	(72,461)	-7.3%
Fines and Forfeitures	212,222	297,881	(85,659)	-28.8%
Licenses and Permits	12,550	20,606	(8,056)	-39.1%
Motor Vehicle Services	141,389	197,245	(55,856)	-28.3%
Intergovernmental Revenue	556,729	898,014	(341,285)	-38.0%
Housing Inmates	116,940	139,541	(22,602)	-16.2%
Charges for Services	219,696	179,825	39,871	22.2%
Investment Income	7,410	171,632	(164,222)	-95.7%
Rental & Commissions	9,235	9,937	(702)	-7.1%
Refunds & Reimbursements	16,405	24,011	(7,606)	-31.7%
Sale of Printed Materials	442	281	160	57.0%
Other Income	10,059	17,500	(7,441)	-42.5%
Total General Fund Revenues	\$ 30,739,887	\$ 31,111,216	\$ (371,329)	-1.2%

Nueces County, Texas
Statement of Revenues Budget to Actual
Road and Bridge Fund
December 31, 2020

Road & Bridge	Original FY 2020 / 21 Budget	Adjusted FY 2020 / 21 Budget	Year to Date Activity	Remaining Balance	Percent of Budget Collected
Taxes					
Current Property Taxes	\$ 1,175,004	\$ 1,175,004	\$ 403,843	\$ 771,161	34.4%
Delinquent Property Taxes	33,000	33,000	1,625	31,375	4.9%
Penalties & Interest	11,000	11,000	1,046	9,954	9.5%
Other Taxes	600	600	-	600	0.0%
Licenses and Permits	7,000	7,000	-	7,000	0.0%
Motor Vehicle Services	3,260,000	3,260,000	406,310	2,853,690	12.5%
Intergovernmental Revenue	180,000	180,000	95,677	84,323	53.2%
Investment Income	28,500	28,500	83	28,417	0.3%
Refunds & Reimbursements	2,500	2,500	251	2,249	10.0%
Transfers In	2,620,000	2,620,000	2,162	2,617,838	0.1%
Subtotal Road & Bridge Revenues	\$ 7,317,604	\$ 7,317,604	\$ 910,997	\$ 6,406,607	12.4%
Engineering					
Transfers In	\$ 584,140	\$ 584,140	\$ -	\$ 584,140	0.0%
Subtotal Engineering	\$ 584,140	\$ 584,140	\$ -	\$ 584,140	0.0%
Road Right of Way					
Subtotal Road Right of Way	\$ -	\$ -	\$ -	\$ -	
Total Road & Bridge Revenues	\$ 7,901,744	\$ 7,901,744	\$ 910,997	\$ 6,990,747	11.5%

Comparison of Current Year to Prior Year Revenues
Road and Bridge Fund
December 2020 vs December 2021

Road & Bridge	2020 - 21 Fiscal Year to Date Actual	2019 - 20 Prior Year to Date Actual	Increase (Decrease)	Current to Prior Year Percentage Change
Taxes				
Current Property Taxes	\$ 403,843	\$ 404,749	\$ (907)	-0.2%
Delinquent Property Taxes	1,625	4,534	(2,909)	-64.2%
Penalties & Interest	1,046	1,538	(492)	-32.0%
Motor Vehicle Services	406,310	504,080	(97,770)	-19.4%
Intergovernmental Revenue	95,677	111,332	(15,654)	-14.1%
Investment Income	83	9,393	(9,310)	-99.1%
Refunds & Reimbursements	251	450	(199)	-44.2%
Transfers In	2,162	2,191	(29)	-1.3%
Total Road & Bridge Revenues	\$ 910,997	\$ 1,038,266	\$ (127,270)	-12.3%

Nueces County, Texas
Statement of Revenues Budget to Actual
Inland and Coastal Parks
December 31, 2020

	Original FY 2020 / 21 Budget	Adjusted FY 2020 / 21 Budget	Year to Date Activity	Remaining Balance	Percent of Budget Collected
<u>Inland Parks</u>					
Investment Income	\$ 8,000	\$ 8,000	\$ 6	\$ 7,994	0.1%
Operating Transfers-In	<u>1,765,000</u>	<u>1,765,000</u>	<u>870,000</u>	<u>895,000</u>	49.3%
Total - Inland Parks	\$ <u>1,773,000</u>	\$ <u>1,773,000</u>	\$ <u>870,006</u>	\$ <u>902,994</u>	49.1%
<u>Coastal Parks</u>					
Intergovernmental Revenues	\$ 110,000	\$ 110,000	\$ -	\$ 110,000	0.0%
Investment Income	9,000	9,000	259	8,741	2.9%
Rentals & Commissions	730,000	730,000	63,082	666,918	8.6%
Padre Balli Park	-	-	74,996	(74,996)	0.0%
I.B. Magee Park	35,000	35,000	92,219	(57,219)	263.5%
Refunds & Reimbursements	500	500	468	32	93.6%
Padre Balli-Commodity Sales	6,250	6,250	(21)	6,271	-0.3%
Other Income	500	500	30	470	6.0%
Operating Transfers-In	<u>1,565,000</u>	<u>1,565,000</u>	<u>335,000</u>	<u>1,230,000</u>	21.4%
Subtotal - Coastal Parks	\$ <u>2,751,250</u>	\$ <u>2,751,250</u>	\$ <u>566,037</u>	\$ <u>2,185,213</u>	20.6%
<u>Beach Improvements</u>					
Rentals & Commissions	\$ 135,000	\$ 135,000	\$ -	\$ 135,000	0.0%
I.B. McGee Park	-	-	19,366	(19,366)	0.0%
Subtotal - Beach Improvements	\$ <u>135,000</u>	\$ <u>135,000</u>	\$ <u>19,366</u>	\$ <u>115,634</u>	14.3%
<u>Pier Fund</u>					
Rentals & Commissions	\$ 10,000	\$ 10,000	\$ -	\$ 10,000	0.0%
Padre Balli Park	153,342	153,342	-	153,342	0.0%
Refunds & Reimbursements	4,500	4,500	-	4,500	0.0%
Padre Balli - Commodity Sales	<u>23,500</u>	<u>23,500</u>	<u>-</u>	<u>23,500</u>	0.0%
Subtotal - Pier Fund	\$ <u>191,342</u>	\$ <u>191,342</u>	\$ <u>-</u>	\$ <u>191,342</u>	0.0%
Total Coastal Parks	\$ <u><u>3,077,592</u></u>	\$ <u><u>3,077,592</u></u>	\$ <u><u>585,403</u></u>	\$ <u><u>2,492,189</u></u>	19%

Nueces County, Texas
Comparison of Current Year to Prior Year Revenues
Inland and Coastal Parks
December 2020 vs December 2021

	2020 - 21 Fiscal Year to Date Actual	2019 - 20 Prior Year to Date Actual	Increase (Decrease)	Current to Prior Year Percentage Change
<u>Inland Parks</u>				
Investment Income	\$ 6	\$ 1,780	\$ (1,774)	-100%
Operating Transfers-In	870,000	400,000	470,000	118%
Total - Inland Parks	\$ 870,006	\$ 401,780	\$ 468,226	117%
<u>Coastal Parks</u>				
Investment Income	\$ 259	\$ 5,975	\$ (5,716)	-96%
Rentals & Commissions	63,082	27,838	35,244	127%
Padre Balli Park	74,996	73,077	1,920	3%
I.B. Magee Park	92,219	2,700	89,519	3316%
Refunds & Reimbursements	468	21	448	2183%
Padre Balli-Commodity Sales	(21)	86	(107)	-124%
Subtotal - Coastal Parks	\$ 566,037	\$ 284,635	\$ 281,402	99%
<u>Beach Improvements</u>				
Padre Balli Park	\$ -	\$ 33,543	\$ (33,543)	-100%
I.B. McGee Park	19,366	13,368	5,998	45%
Subtotal - Beach Improvements	\$ 19,366	\$ 46,911	\$ (27,546)	-59%
<u>Pier Fund</u>				
Rentals & Commissions	\$ -	\$ 1,591	\$ (1,591)	-100%
Padre Balli Park	-	54,289	(54,289)	-100%
Padre Balli - Commodity Sales	-	2,947	(2,947)	-100%
Other Income	-	50	(50)	-100%
Subtotal - Pier Fund	\$ -	\$ 58,877	\$ (58,877)	-100%
Total Coastal Parks	\$ 585,403	\$ 390,424	\$ 194,979	50%

Nueces County, Texas
Statement of Revenues Budget to Actual
Airport Fund
December 31, 2020

	Original FY 2020 / 21 Budget	Adjusted FY 2020 / 21 Budget	Year to Date Activity	Remaining Balance	Percent of Budget Collected
4610 Investment Income	\$ 2,700	\$ 2,700	\$ 27	\$ 2,673	1%
4711 Rent Hangar 1	2,160	2,160	720	1,440	33%
4712 Rent Hangar 2	2,160	2,160	720	1,440	33%
4713 Rent Hangar 3	2,160	2,160	540	1,620	25%
4714 Rent Hangar 4	2,160	2,160	720	1,440	33%
4715 Rent Hangar 5	2,160	2,160	720	1,440	33%
4716 Rent Hangar 6	2,160	2,160	720	1,440	33%
4717 Rent Hangar 7	2,160	2,160	540	1,620	25%
4718 Rent Hangar 8	2,160	2,160	720	1,440	33%
4719 Rent Hangar 9	2,160	2,160	540	1,620	25%
4720 Rent Hangar 10	2,160	2,160	720	1,440	33%
4700 Rent Hangar 11	3,000	3,000	750	2,250	25%
4701 Rent Hangar 12	3,000	3,000	750	2,250	25%
4704 Rent Hangar 13	3,000	3,000	3,000	-	100%
4723 Rent Hangar 14	3,000	3,000	750	2,250	25%
4724 Rent Hangar 15	3,000	3,000	750	2,250	25%
4731 Rent Hangar 16	3,000	3,000	750	2,250	25%
4732 Rent Hangar 17	3,000	3,000	750	2,250	25%
4733 Rent Hangar 18	3,000	3,000	1,000	2,000	33%
4734 Rent Hangar 19	3,000	3,000	750	2,250	25%
4735 Rent Hangar 20	3,000	3,000	3,000	-	100%
4726 Rent Hangar Space H2	-	-	2,715	(2,715)	0%
4726 Rent Hangar M1 (vacant)	1,440	1,440	-	1,440	0%
4727 Rent Hangar M2 (vacant)	1,440	1,440	-	1,440	0%
4728 Rent Hangar Space M3	13,212	13,212	3,303	9,909	25%
4729 Rent Hangar Space M4	1,440	1,440	360	1,080	25%
4730 Rent Hangar Space M5	1,440	1,440	480	960	33%
4065 Rentals and	15,528	15,528	-	15,528	0%
4736 Rent - Williams Hangar	9,900	9,900	3,300	6,600	33%
4709 Farmland Rent	13,950	13,950	9,835	4,115	71%
4710 Private Hangars (3)	3,167	3,167	-	3,167	0%
Other Service charges	300	300	166	134	55%
Commodity Sales	7,410	7,410	4,786	2,624	65%
Transfers In	76,080	76,080	19,020	57,060	25%
Total Airport	\$ 199,607	\$ 199,607	\$ 62,902	\$ 136,705	32%

Commodity Sales Detail

4815 Aviation Fuel Sales - Cash	\$ -
4739 Aviation Fuel Sales - Credit Card	22,349
4816 Cost of Sales	(16,096)
4831 Credit Card Sales Charges	(1,467)
Total Commodity Sales	\$ 4,786

BUDGET STATUS
EXPENDITURES
(Unaudited)

Nueces County, Texas
Statement of Expenditures Budget to Actual
General Fund
December 31, 2020

	Original FY 2020 / 21 Budget	Adjusted FY 2020 / 21 Budget	Year to Date Activity	Available Balance	Percent of Budget Available
1010 County Commissioner Prec 1					
Salaries	\$ 121,531	\$ 121,531	\$ 28,234	\$ 93,297	76.8%
Employee Benefits	35,100	35,100	8,788	26,312	75.0%
Other Personnel Expense	9,540	9,540	2,337	7,203	75.5%
Office Expense & Supplies	1,700	1,700	378	1,322	77.8%
Telephone & Utilities	1,142	1,142	226	916	80.2%
Maintenance & Repair	150	150	-	150	100.0%
Professional Services	2,700	2,700	-	2,700	100.0%
Other Services & Charges	150	150	-	150	100.0%
Travel	1,121	1,121	-	1,121	100.0%
Total	<u>\$ 173,134</u>	<u>\$ 173,134</u>	<u>\$ 39,962</u>	<u>\$ 133,172</u>	<u>76.9%</u>
1020 County Commissioner Prec 2					
Salaries	\$ 133,072	\$ 133,072	\$ 30,694	\$ 102,378	76.9%
Other Salary & Supplements	1,200	1,200	277	923	76.9%
Employee Benefits	37,870	37,870	9,375	28,495	75.2%
Other Personnel Expense	9,540	9,540	2,337	7,203	75.5%
Office Expense & Supplies	2,700	2,700	759	1,941	71.9%
Telephone & Utilities	1,390	1,390	338	1,052	75.7%
Professional Services	1,200	1,200	40	1,160	96.7%
Travel	2,768	2,768	105	2,663	96.2%
Total	<u>\$ 189,740</u>	<u>\$ 189,740</u>	<u>\$ 43,925</u>	<u>\$ 145,815</u>	<u>76.8%</u>
1030 County Commissioner Prec 3					
Salaries	\$ 128,989	\$ 128,989	\$ 29,823	\$ 99,166	76.9%
Other Salary & Supplements	1,800	1,800	415	1,385	76.9%
Employee Benefits	49,169	49,169	13,392	35,777	72.8%
Other Personnel Expense	9,540	9,540	2,337	7,203	75.5%
Office Expense & Supplies	2,200	2,200	88	2,112	96.0%
Telephone & Utilities	970	970	226	744	76.7%
Maintenance & Repair	300	300	-	300	100.0%
Professional Services	1,400	1,400	-	1,400	100.0%
Other Services & Charges	300	300	-	300	100.0%
Travel	3,100	3,100	-	3,100	100.0%
Total	<u>\$ 197,768</u>	<u>\$ 197,768</u>	<u>\$ 46,281</u>	<u>\$ 151,487</u>	<u>76.6%</u>

	Original FY 2020 / 21 Budget	Adjusted FY 2020 / 21 Budget	Year to Date Activity	Available Balance	Percent of Budget Available
1040 County Commissioner Prec 4					
Salaries	\$ 123,498	\$ 123,498	\$ 18,447	\$ 105,051	85.1%
Employee Benefits	27,723	27,723	4,274	23,449	84.6%
Other Personnel Expense	9,540	9,540	1,755	7,785	81.6%
Office Expense & Supplies	1,218	1,218	5	1,213	99.6%
Telephone & Utilities	970	970	113	857	88.4%
Maintenance & Repair	150	150	-	150	100.0%
Professional Services	700	700	185	515	73.6%
Travel	2,850	2,850	-	2,850	100.0%
Total	\$ 166,649	\$ 166,649	\$ 24,779	\$ 141,870	85.1%
1120 County Judge					
Salaries	\$ 231,128	\$ 231,128	\$ 50,841	\$ 180,287	78.0%
Other Salary & Supplements	15,000	15,000	3,750	11,250	75.0%
Employee Benefits	65,982	65,982	16,266	49,716	75.3%
Other Personnel Expense	9,540	9,540	2,337	7,203	75.5%
Office Expense & Supplies	2,675	2,675	711	1,964	73.4%
Telephone & Utilities	5,732	5,732	1,579	4,153	72.4%
Maintenance & Repair	177	177	-	177	100.0%
Professional Services	1,500	1,500	-	1,500	100.0%
Other Services & Charges	500	500	-	500	100.0%
Travel	3,850	3,850	-	3,850	100.0%
Total	\$ 336,084	\$ 336,084	\$ 75,484	\$ 260,600	77.5%
1121 CCMGT Support					
Salaries	\$ 420,036	\$ 420,036	\$ 58,511	\$ 361,525	86.1%
Other Salary & Supplements	4,200	4,200	5,690	(1,490)	-35.5%
Employee Benefits	131,888	131,888	21,429	110,459	83.8%
Other Personnel Expense	2,160	2,160	498	1,662	76.9%
Office Expense & Supplies	2,200	2,200	922	1,278	58.1%
Telephone & Utilities	1,720	1,720	451	1,269	73.8%
Professional Services	2,017	2,017	-	2,017	100.0%
Other Services & Charges	400	400	-	400	100.0%
Other Expenses	6,803	6,803	1,667	5,136	75.5%
Travel	2,997	2,997	-	2,997	100.0%
Total	\$ 574,421	\$ 574,421	\$ 89,315	\$ 485,106	84.5%

	Original FY 2020 / 21 Budget	Adjusted FY 2020 / 21 Budget	Year to Date Activity	Available Balance	Percent of Budget Available
1122 Grants Administration					
Salaries	\$ 138,258	\$ 138,258	\$ 27,875	\$ 110,383	79.8%
Other Salary & Supplements	1,200	1,200	277	923	76.9%
Employee Benefits	58,379	58,379	14,449	43,930	75.2%
Other Personnel Expense	6,480	6,480	1,495	4,985	76.9%
Office Expense & Supplies	3,055	4,055	1,440	2,615	64.5%
Telephone & Utilities	2,140	2,140	451	1,689	78.9%
Maintenance & Repair	220	220	-	220	100.0%
Professional Services	3,471	3,471	-	3,471	100.0%
Other Services & Charges	2,264	2,264	1,031	1,233	54.5%
Other Expenses	2,508	2,508	633	1,875	74.8%
Travel	3,700	2,700	-	2,700	100.0%
Total	\$ 221,675	\$ 221,675	\$ 47,652	\$ 174,023	78.5%
1125 Risk Management					
Salaries	\$ 124,696	\$ 124,696	\$ 24,903	\$ 99,793	80.0%
Other Salary & Supplements	1,440	1,440	332	1,108	76.9%
Employee Benefits	35,855	35,855	8,066	27,789	77.5%
Other Personnel Expense	5,760	5,760	1,329	4,431	76.9%
Office Expense & Supplies	10,050	10,050	98	9,952	99.0%
Telephone & Utilities	1,800	1,800	338	1,462	81.2%
Maintenance & Repair	200	200	-	200	100.0%
Professional Services	31,560	31,560	21,292	10,268	32.5%
Other Services & Charges	1,800	1,800	500	1,300	72.2%
Other Expenses	1,628	1,628	750	878	53.9%
Travel	3,000	3,000	-	3,000	100.0%
Total	\$ 217,789	\$ 217,789	\$ 57,610	\$ 160,179	73.5%

	Original FY 2020 / 21 Budget	Adjusted FY 2020 / 21 Budget	Year to Date Activity	Available Balance	Percent of Budget Available
1130 County Attorney					
Salaries	\$ 1,190,992	\$ 1,190,992	\$ 233,728	\$ 957,264	80.4%
Salaries Overtime	-	129	-	129	100.0%
Other Salary & Supplements	26,863	26,863	5,501	21,362	79.5%
Employee Benefits	431,034	431,034	97,922	333,112	77.3%
Other Personnel Expense	26,580	26,580	5,960	20,620	77.6%
Office Expense & Supplies	29,500	29,500	(1,960)	31,460	106.6%
Telephone & Utilities	4,112	4,112	564	3,548	86.3%
Maintenance & Repair	800	800	-	800	100.0%
Professional Services	25,182	25,182	300	24,882	98.8%
Other Services & Charges	9,724	9,724	1,531	8,193	84.3%
Other Expenses	12,939	12,939	2,663	10,276	79.4%
Travel	4,600	4,471	-	4,471	100.0%
Total	\$ 1,762,326	\$ 1,762,326	\$ 346,209	\$ 1,416,117	80.4%
1160 County Clerk					
Salaries	\$ 539,950	\$ 539,950	\$ 90,131	\$ 449,819	83.3%
Salaries Overtime	6,000	10,929	10,929	0	0.0%
Other Salary & Supplements	5,040	1,440	332	1,108	76.9%
Employee Benefits	229,412	229,412	54,183	175,229	76.4%
Other Personnel Expense	7,020	7,020	1,755	5,265	75.0%
Office Expense & Supplies	22,152	22,152	5,154	16,998	76.7%
Telephone & Utilities	2,050	2,050	226	1,824	89.0%
Maintenance & Repair	750	750	-	750	100.0%
Professional Services	2,700	2,700	383	2,318	85.8%
Other Services & Charges	1,700	1,700	150	1,550	91.2%
Other Expenses	8,886	8,886	2,126	6,760	76.1%
Travel	4,000	2,671	-	2,671	100.0%
Total	\$ 829,660	\$ 829,660	\$ 165,368	\$ 664,292	80.1%

	Original FY 2020 / 21 Budget	Adjusted FY 2020 / 21 Budget	Year to Date Activity	Available Balance	Percent of Budget Available
1170 County Clerk Treasury					
Salaries	\$ 203,590	\$ 203,590	\$ 40,697	\$ 162,893	80.0%
Salaries Overtime	6,000	6,000	3,828	2,172	36.2%
Other Salary & Supplements	2,160	2,160	498	1,662	76.9%
Employee Benefits	92,015	92,015	23,729	68,286	74.2%
Other Personnel Expense	1,080	1,080	249	831	76.9%
Office Expense & Supplies	25,926	25,926	1,899	24,027	92.7%
Telephone & Utilities	600	600	113	487	81.2%
Maintenance & Repair	2,750	2,750	1,741	1,009	36.7%
Professional Services	1,400	1,400	-	1,400	100.0%
Other Services & Charges	37,430	37,430	4,175	33,255	88.8%
Other Expenses	4,148	4,148	1,051	3,097	74.7%
Travel	1,800	1,800	-	1,800	100.0%
Total	\$ 378,899	\$ 378,899	\$ 77,982	\$ 300,917	79.4%
1180 County Clerk Collections					
Salaries	\$ 199,014	\$ 199,014	\$ 37,581	\$ 161,433	81.1%
Salaries Overtime	6,000	6,000	5,745	255	4.2%
Other Salary & Supplements	1,260	1,260	291	969	76.9%
Employee Benefits	92,298	92,298	22,236	70,062	75.9%
Office Expense & Supplies	10,700	10,700	660	10,040	93.8%
Maintenance & Repair	5,000	5,000	17	4,983	99.7%
Professional Services	16,464	16,464	-	16,464	100.0%
Other Services & Charges	10,227	10,227	75	10,152	99.3%
Other Expenses	4,248	4,248	1,051	3,197	75.3%
Travel	1,000	1,000	-	1,000	100.0%
Total	\$ 346,211	\$ 346,211	\$ 67,657	\$ 278,554	80.5%

	Original FY 2020 / 21 Budget	Adjusted FY 2020 / 21 Budget	Year to Date Activity	Available Balance	Percent of Budget Available
1190 County Clerk Elections					
Salaries	\$ 186,742	\$ 186,742	\$ 25,479	\$ 161,263	86.4%
Salaries Overtime	14,000	14,000	20,376	(6,376)	-45.5%
Other Salary & Supplements	5,722	5,722	194	5,528	96.6%
Employee Benefits	56,702	56,702	14,907	41,795	73.7%
Other Personnel Expense	3,504	3,504	116	3,388	96.7%
Office Expense & Supplies	28,603	28,603	14,500	14,103	49.3%
Food & Kitchen Expenses	750	926	926	0	0.0%
Telephone & Utilities	35,175	35,175	10,276	24,899	70.8%
Maintenance & Repair	25,000	25,000	3,999	21,001	84.0%
Professional Services	227,683	227,683	213	227,470	99.9%
Other Services & Charges	325,859	325,859	5,358	320,501	98.4%
Other Expenses	200	200	2,145	(1,945)	-972.7%
Travel	5,000	4,824	66	4,758	98.6%
Capital Outlay	17,500	17,500	-	17,500	100.0%
Total	\$ 932,440	\$ 932,440	\$ 98,556	\$ 833,884	89.4%
1200 Tax Assessor - Collector					
Salaries	\$ 2,327,213	\$ 2,327,213	\$ 449,614	\$ 1,877,599	80.7%
Salaries Overtime	2,500	2,500	261	2,239	89.5%
Other Salary & Supplements	56,160	56,160	14,834	41,326	73.6%
Employee Benefits	1,062,801	1,062,801	264,463	798,338	75.1%
Other Personnel Expense	11,340	11,340	2,752	8,588	75.7%
Office Expense & Supplies	157,115	157,115	35,961	121,154	77.1%
Telephone & Utilities	1,142	1,142	113	1,029	90.1%
Maintenance & Repair	4,500	4,500	-	4,500	100.0%
Professional Services	26,797	26,797	-	26,797	100.0%
Other Services & Charges	18,177	18,177	15,703	2,474	13.6%
Other Expenses	21,761	21,761	4,172	17,590	80.8%
Travel	21,911	21,911	1,001	20,910	95.4%
Total	\$ 3,711,417	\$ 3,711,417	\$ 788,872	\$ 2,922,545	78.7%

	Original FY 2020 / 21 Budget	Adjusted FY 2020 / 21 Budget	Year to Date Activity	Available Balance	Percent of Budget Available
1240 Information Technology					
Salaries	\$ 1,233,690	\$ 1,204,819	\$ 221,024	\$ 983,795	81.7%
Salaries Overtime	500	4,518	4,517	1	0.0%
Other Salary & Supplements	10,260	10,260	1,027	9,233	90.0%
Employee Benefits	443,114	443,114	104,546	338,568	76.4%
Other Personnel Expense	2,160	62,830	30,833	31,997	50.9%
Office Expense & Supplies	18,050	18,050	1,926	16,124	89.3%
Telephone & Utilities	581,629	581,629	62,193	519,436	89.3%
Maintenance & Repair	402,000	269,460	55,303	214,157	79.5%
Professional Services	1,029,405	1,126,128	139,744	986,384	87.6%
Other Services & Charges	803	803	355	449	55.9%
Travel	6,000	6,000	-	6,000	100.0%
Total	\$ 3,727,611	\$ 3,727,611	\$ 621,469	\$ 3,106,142	83.3%
1245 Human Resources					
Salaries	\$ 321,547	\$ 321,547	\$ 64,230	\$ 257,317	80.0%
Other Salary & Supplements	3,780	3,780	872	2,908	76.9%
Employee Benefits	110,392	110,392	26,422	83,970	76.1%
Other Personnel Expense	2,880	2,880	665	2,215	76.9%
Office Expense & Supplies	3,080	3,080	15	3,065	99.5%
Telephone & Utilities	1,562	1,562	338	1,224	78.3%
Professional Services	48,200	48,200	41,883	6,318	13.1%
Other Expenses	5,144	5,144	1,291	3,853	74.9%
Travel	2,500	2,500	-	2,500	100.0%
Total	\$ 499,085	\$ 499,085	\$ 137,262	\$ 361,823	72.5%

	Original FY 2020 / 21 Budget	Adjusted FY 2020 / 21 Budget	Year to Date Activity	Available Balance	Percent of Budget Available
1250 County Auditor					
Salaries	\$ 1,253,450	\$ 1,253,450	\$ 245,442	\$ 1,008,008	80.4%
Salaries Overtime	5,000	5,000	-	5,000	100.0%
Other Salary & Supplements	16,420	30,420	7,133	23,287	76.6%
Employee Benefits	512,811	512,811	132,458	380,353	74.2%
Other Personnel Expense	2,160	9,160	498	8,662	94.6%
Office Expense & Supplies	20,000	20,000	4,700	15,300	76.5%
Telephone & Utilities	5,840	5,840	908	4,932	84.5%
Maintenance & Repair	750	750	211	540	71.9%
Professional Services	444,000	430,000	119,440	310,560	72.2%
Other Services & Charges	7,500	7,500	1,925	5,575	74.3%
Other Expenses	16,520	16,520	3,615	12,905	78.1%
Travel	15,000	8,000	-	8,000	100.0%
Total	\$ 2,299,451	\$ 2,299,451	\$ 516,330	\$ 1,783,121	77.5%
1270 County Purchasing					
Salaries	\$ 434,450	\$ 434,450	\$ 82,603	\$ 351,847	81.0%
Salaries Overtime	1,000	1,000	811	189	18.9%
Other Salary & Supplements	2,280	2,280	526	1,754	76.9%
Employee Benefits	186,722	186,722	45,085	141,637	75.9%
Other Personnel Expense	2,880	2,880	665	2,215	76.9%
Office Expense & Supplies	11,925	11,925	1,726	10,199	85.5%
Food & Kitchen Expense	300	300	-	300	100.0%
Telephone & Utilities	6,720	6,720	1,144	5,576	83.0%
Maintenance & Repair	6,050	6,050	345	5,705	94.3%
Professional Services	3,000	3,000	-	3,000	100.0%
Other Services & Charges	15,302	15,302	4,674	10,628	69.5%
Other Expenses	10,856	10,856	1,327	9,529	87.8%
Travel	3,000	3,000	-	3,000	100.0%
Total	\$ 684,485	\$ 684,485	\$ 138,906	\$ 545,579	79.7%

	Original FY 2020 / 21 Budget	Adjusted FY 2020 / 21 Budget	Year to Date Activity	Available Balance	Percent of Budget Available
1275 Veterans' Service					
Salaries	\$ 78,957	\$ 78,957	\$ 15,793	\$ 63,164	80.0%
Employee Benefits	29,224	29,224	6,977	22,247	76.1%
Other Personnel Expense	2,520	2,520	582	1,938	76.9%
Office Expense & Supplies	3,650	3,650	298	3,352	91.8%
Maintenance & Repair	200	200	-	200	100.0%
Other Services & Charges	20,984	20,984	5,220	15,764	75.1%
Other Expenses	2,511	2,511	484	2,027	80.7%
Travel	2,000	2,000	-	2,000	100.0%
Total	\$ 143,080	\$ 143,080	\$ 29,693	\$ 113,387	79.2%
1280 Employees' Benefits					
Employee Benefits	\$ 52,276	\$ 52,276	\$ -	\$ 52,276	100.0%
Office Expense & Supplies	1,250	1,250	469	781	62.5%
Food & Kitchen Expenses	700	700	-	700	100.0%
Professional Services	133,260	133,260	14,811	118,449	88.9%
Other Services & Charges	14,000	14,000	1,971	12,029	85.9%
Other Expenses	1,500	1,500	-	1,500	100.0%
Total	\$ 202,986	\$ 202,986	\$ 17,252	\$ 185,734	91.5%
1285 General Administration					
Office Expense & Supplies	\$ 4,250	\$ 4,250	\$ 3,716	\$ 534	12.6%
Food & Kitchen Expenses	500	500	562	(62)	-12.4%
Professional Services	722,350	722,350	42,154	680,196	94.2%
Reserve Appropriations	3,900,000	3,900,000	-	3,900,000	100.0%
Other Services & Charges	1,457,473	1,457,473	329,209	1,128,264	77.4%
Other Expenses	7,644	7,644	1,939	5,705	74.6%
Travel	13,000	13,000	(10,000)	23,000	176.9%
Total	\$ 6,105,217	\$ 6,105,217	\$ 367,580	\$ 5,737,637	94.0%
Total General Government	\$ 23,700,128	\$ 23,700,128	\$ 3,798,143	\$ 19,901,985	84.0%

	Original FY 2020 / 21 Budget	Adjusted FY 2020 / 21 Budget	Year to Date Activity	Available Balance	Percent of Budget Available
Buildings & Facilities					
1400 General Repairs - Building					
Salaries	\$ 63,378	\$ 63,378	\$ 12,780	\$ 50,598	79.8%
Salaries Overtime	3,500	3,500	-	3,500	100.0%
Employee Benefits	15,730	15,730	3,753	11,977	76.1%
Maintenance & Repair	3,493	3,493	121	3,372	96.5%
Total	<u>\$ 86,101</u>	<u>\$ 86,101</u>	<u>\$ 16,654</u>	<u>\$ 69,447</u>	80.7%
1440 Ronnie H. Polston Bldg					
Salaries	\$ 32,282	\$ 32,282	\$ 6,452	\$ 25,830	80.0%
Other Salary & Supplements	-	-	138	(138)	0.0%
Employee Benefits	15,820	15,820	4,157	11,663	73.7%
Office Expense & Supplies	845	845	108	737	87.2%
Telephone & Utilities	20,366	20,366	2,350	18,016	88.5%
Maintenance & Repair	645	645	-	645	100.0%
Total	<u>\$ 69,958</u>	<u>\$ 69,958</u>	<u>\$ 13,205</u>	<u>\$ 56,753</u>	81.1%
1450 Bill Bode County Building					
Salaries	\$ 35,298	\$ 35,298	\$ 6,830	\$ 28,468	80.7%
Other Salary & Supplements	1,200	1,200	201	999	83.3%
Employee Benefits	18,798	18,798	4,374	14,424	76.7%
Office Expense & Supplies	840	840	246	594	70.7%
Telephone & Utilities	17,500	17,500	2,035	15,465	88.4%
Maintenance & Repair	200	200	-	200	100.0%
Total	<u>\$ 73,836</u>	<u>\$ 73,836</u>	<u>\$ 13,686</u>	<u>\$ 60,150</u>	81.5%
1460 Robert N. Barnes Juv. Facility					
Telephone & Utilities	\$ 273,007	\$ 273,007	\$ 59,604	\$ 213,404	78.2%
Maintenance & Repair	2,045	2,045	-	2,045	100.0%
Other Services & Charges	500	500	-	500	100.0%
Total	<u>\$ 275,552</u>	<u>\$ 275,552</u>	<u>\$ 59,604</u>	<u>\$ 215,949</u>	78.4%
1465 Broadway Warehouse					
Telephone & Utilities	\$ 6,950	\$ 6,950	\$ 1,208	\$ 5,742	82.6%
Maintenance & Repair	223	223	-	223	100.0%
Total	<u>\$ 7,173</u>	<u>\$ 7,173</u>	<u>\$ 1,208</u>	<u>\$ 5,965</u>	83.2%

	Original FY 2020 / 21 Budget	Adjusted FY 2020 / 21 Budget	Year to Date Activity	Available Balance	Percent of Budget Available
1470 Records Management Department					
Salaries	\$ 234,749	\$ 234,749	\$ 45,616	\$ 189,133	80.6%
Other Salary & Supplements	36,840	36,840	194	36,646	99.5%
Employee Benefits	95,243	95,243	21,645	73,598	77.3%
Office Expense & Supplies	4,500	4,500	440	4,060	90.2%
Telephone & Utilities	24,848	24,848	3,931	20,917	84.2%
Maintenance & Repair	28,000	28,000	3,857	24,143	86.2%
Other Services & Charges	235,326	235,326	67,163	168,163	71.5%
Other Expenses	2,919	2,919	761	2,158	73.9%
Travel	900	900	-	900	100.0%
Total	\$ 663,325	\$ 663,325	\$ 143,607	\$ 519,718	78.4%
1490 CSCD Cook Building					
Office Expense & Supplies	20,500	20,500	2,939	17,561	85.7%
Telephone & Utilities	72,414	72,414	11,958	60,456	83.5%
Maintenance & Repair	2,626	2,626	-	2,626	100.0%
Other Services & Charges	67,800	67,800	22,589	45,211	66.7%
Other Expenses	13,151	13,151	3,427	9,724	73.9%
Total	\$ 176,491	\$ 176,491	\$ 40,913	\$ 135,578	76.8%
1500 Mechanical Maintenance					
Salaries	\$ 409,677	\$ 409,677	\$ 60,322	\$ 349,355	85.3%
Salaries Overtime	10,000	10,000	-	10,000	100.0%
Other Salary & Supplements	3,720	3,720	858	2,862	76.9%
Employee Benefits	168,271	168,271	37,629	130,642	77.6%
Other Personnel Expense	2,000	2,000	-	2,000	100.0%
Office Expense & Supplies	3,500	3,500	215	3,285	93.9%
Telephone & Utilities	1,230,000	1,230,000	259,028	970,972	78.9%
Maintenance & Repair	10,500	10,500	1,981	8,519	81.1%
Professional Services	10,549	10,549	-	10,549	100.0%
Other Services & Charges	1,500	1,500	-	1,500	100.0%
Total	\$ 1,849,717	\$ 1,849,717	\$ 360,032	\$ 1,489,685	80.5%

	Original FY 2020 / 21 Budget	Adjusted FY 2020 / 21 Budget	Year to Date Activity	Available Balance	Percent of Budget Available
1510 Agua Dulce Building					
Salaries	\$ 16,099	\$ 16,099	\$ 3,215	\$ 12,884	80.0%
Employee Benefits	9,984	9,984	2,674	7,310	73.2%
Office Expense & Supplies	1,077	1,077	-	1,077	100.0%
Telephone & Utilities	19,070	19,070	4,641	14,429	75.7%
Maintenance & Repair	300	1,800	-	1,800	100.0%
Total	\$ 46,530	\$ 48,030	\$ 10,529	\$ 37,501	78.1%
1520 Bishop Building					
Office Expense & Supplies	1,200	1,200	255	945	78.7%
Telephone & Utilities	46,500	46,500	3,953	42,547	91.5%
Maintenance & Repair	322	322	-	322	100.0%
Other Services & Charges	-	1,850	348	1,502	81.2%
Total	\$ 48,022	\$ 49,872	\$ 4,557	\$ 45,315	90.9%
1530 Port Aransas Building					
Salaries	\$ 15,434	\$ 15,434	\$ 3,093	\$ 12,341	80.0%
Employee Benefits	3,848	3,848	904	2,944	76.5%
Office Expense & Supplies	1,050	1,050	41	1,009	96.1%
Telephone & Utilities	20,301	20,301	189	20,112	99.1%
Maintenance & Repair	78	78	-	78	100.0%
Total	\$ 40,711	\$ 40,711	\$ 4,227	\$ 36,484	89.6%
1540 Johnny S. Calderon Co. Bldg					
Salaries	\$ 99,549	\$ 99,549	\$ 19,883	\$ 79,666	80.0%
Other Salary & Supplements	1,620	1,620	374	1,246	76.9%
Employee Benefits	53,591	53,591	14,056	39,535	73.8%
Office Expense & Supplies	4,300	4,300	589	3,711	86.3%
Telephone & Utilities	98,235	98,235	15,595	82,640	84.1%
Maintenance & Repair	1,027	1,027	315	712	69.3%
Other Services & Charges	100	100	-	100	100.0%
Total	\$ 258,422	\$ 258,422	\$ 50,812	\$ 207,610	80.3%

	Original FY 2020 / 21 Budget	Adjusted FY 2020 / 21 Budget	Year to Date Activity	Available Balance	Percent of Budget Available
1545 Keach Library Building					
Salaries	\$ 33,842	\$ 33,842	\$ 6,801	\$ 27,041	79.9%
Other Salary & Supplements	1,800	1,800	415	1,385	76.9%
Employee Benefits	16,592	16,592	4,384	12,208	73.6%
Office Expense & Supplies	2,000	2,600	782	1,818	69.9%
Telephone & Utilities	160,228	160,228	25,551	134,677	84.1%
Maintenance & Repair	444	444	58	386	87.0%
Total	\$ 214,906	\$ 215,506	\$ 37,990	\$ 177,516	82.4%
1550 Agriculture Bldg - Robstown					
Telephone & Utilities	\$ 9,000	\$ 9,000	\$ 750	\$ 8,250	91.7%
Maintenance & Repair	17,100	17,100	-	17,100	100.0%
Other Services & Charges	302	302	75	227	75.2%
Total	\$ 26,402	\$ 26,402	\$ 825	\$ 25,577	96.9%
1565 Medical Examiner Building					
Office Expense & Supplies	\$ 150	\$ 8,850	\$ -	\$ 8,850	100.0%
Telephone & Utilities	24,985	24,985	3,899	21,086	84.4%
Maintenance & Repair	258	258	-	258	100.0%
Total	\$ 25,393	\$ 34,093	\$ 3,899	\$ 30,194	88.6%
1570 Building Superintendent					
Salaries	\$ 448,708	\$ 448,708	\$ 91,043	\$ 357,665	79.7%
Salaries Overtime	2,000	2,000	315	1,685	84.3%
Other Salary & Supplements	4,320	4,320	997	3,323	76.9%
Employee Benefits	196,500	196,500	47,071	149,429	76.0%
Other Personnel Expense	8,648	8,648	1,996	6,652	76.9%
Office Expense & Supplies	5,622	17,622	5,254	12,368	70.2%
Telephone & Utilities	9,340	9,340	2,453	6,887	73.7%
Maintenance & Repair	2,115,500	2,079,250	260,752	1,818,498	87.5%
Professional Services	19,061	19,061	(2,472)	21,533	113.0%
Other Services & Charges	1,498,715	1,509,715	378,495	1,131,220	74.9%
Other Expenses	2,674	2,674	670	2,004	75.0%
Travel	2,500	2,500	-	2,500	100.0%
Total	\$ 4,313,588	\$ 4,300,338	\$ 786,572	\$ 3,513,766	81.7%

	Original FY 2020 / 21 Budget	Adjusted FY 2020 / 21 Budget	Year to Date Activity	Available Balance	Percent of Budget Available
1580 Welfare Bldg - Robstown					
Office Expense & Supplies	\$ 673	\$ 673	\$ 151	\$ 522	\$ 77.6%
Telephone & Utilities	18,366	18,366	1,418	16,948	92.3%
Maintenance & Repair	373	373	-	373	100.0%
Total	<u>\$ 19,412</u>	<u>\$ 19,412</u>	<u>\$ 1,569</u>	<u>\$ 17,843</u>	91.9%
1590 Hilltop Facility					
Salaries	\$ 81,817	\$ 81,817	\$ 13,477	\$ 68,340	83.5%
Other Salary & Supplements	1,200	1,200	353	847	70.6%
Employee Benefits	38,169	38,169	9,125	29,044	76.1%
Office Expense & Supplies	6,000	6,000	58	5,942	99.0%
Telephone & Utilities	34,498	34,498	5,971	28,527	82.7%
Maintenance & Repair	40,500	40,500	4,830	35,670	88.1%
Other Services & Charges	12,302	12,302	1,685	10,617	86.3%
Total	<u>\$ 214,486</u>	<u>\$ 214,486</u>	<u>\$ 35,499</u>	<u>\$ 178,987</u>	83.4%
1600 Precinct III Yard Buildings					
Office Expense & Supplies	\$ 890	\$ 890	\$ 391	\$ 499	56.0%
Telephone & Utilities	15,000	15,000	1,652	13,348	89.0%
Maintenance & Repair	391	691	95	596	86.3%
Total	<u>\$ 16,281</u>	<u>\$ 16,581</u>	<u>\$ 2,138</u>	<u>\$ 14,443</u>	87.1%
1740 McKenzie Jail Annex					
Salaries	\$ 114,171	\$ 114,171	\$ 22,832	\$ 91,339	80.0%
Salaries Overtime	1,584	1,584	-	1,584	100.0%
Employee Benefits	56,420	56,420	14,816	41,604	73.7%
Office Expense & Supplies	700	1,000	428	572	57.2%
Telephone & Utilities	615,763	615,763	180,405	435,358	70.7%
Maintenance & Repair	8,500	8,500	2,112	6,388	75.2%
Other Services & Charges	1,802	1,802	75	1,727	95.8%
Total	<u>\$ 798,940</u>	<u>\$ 799,240</u>	<u>\$ 220,669</u>	<u>\$ 578,571</u>	72.4%

	Original FY 2020 / 21 Budget	Adjusted FY 2020 / 21 Budget	Year to Date Activity	Available Balance	Percent of Budget Available
1760 Robstown Community Building					
Office Expense & Supplies	\$ 765	\$ 765	\$ -	\$ 765	100.0%
Telephone & Utilities	37,305	37,305	6,195	31,110	83.4%
Maintenance & Repair	34,000	26,000	4,018	21,982	84.5%
Other Services & Charges	5,500	5,500	655	4,845	88.1%
Total	\$ 77,570	\$ 69,570	\$ 10,868	\$ 58,702	84.4%
1770 Sr Community Services Bldgs.					
Office Expense & Supplies	\$ 500	\$ 500	\$ -	\$ 500	100.0%
Telephone & Utilities	31,747	31,747	4,969	26,778	84.3%
Maintenance & Repair	24,700	24,700	361	24,339	98.5%
Other Services & Charges	4,000	4,000	355	3,645	91.1%
Total	\$ 60,947	\$ 60,947	\$ 5,685	\$ 55,262	90.7%
1780 David Berlanga,Sr. Bldg					
Office Expense & Supplies	\$ 500	\$ 500	\$ 31	\$ 469	93.8%
Telephone & Utilities	17,831	17,831	2,384	15,447	86.6%
Maintenance & Repair	9,100	9,100	3,535	5,565	61.2%
Other Services & Charges	1,760	1,760	20	1,740	98.9%
Total	\$ 29,191	\$ 29,191	\$ 5,969	\$ 23,222	79.6%
Total Buildings & Facilities	\$ 9,392,954	\$ 9,384,954	\$ 1,830,718	\$ 7,554,236	80.5%
Administration of Justice					
3110 County Court at Law 1					
Salaries	\$ 381,286	\$ 381,286	\$ 85,879	\$ 295,407	77.5%
Other Salary & Supplements	7,340	7,340	1,232	6,108	83.2%
Employee Benefits	144,981	144,981	30,744	114,237	78.8%
Office Expense & Supplies	4,165	4,165	153	4,012	96.3%
Telephone & Utilities	1,476	1,476	338	1,138	77.1%
Maintenance & Repair	500	500	-	500	100.0%
Professional Services	1,701	1,701	-	1,701	100.0%
Special Personnel Services	192,500	192,500	26,064	166,436	86.5%
Other Services & Charges	2,000	2,000	1,500	500	25.0%
Other Expenses	3,609	3,609	853	2,756	76.4%
Travel	1,000	1,000	-	1,000	100.0%
Total	\$ 740,558	\$ 740,558	\$ 146,764	\$ 593,794	80.2%

	Original FY 2020 / 21 Budget	Adjusted FY 2020 / 21 Budget	Year to Date Activity	Available Balance	Percent of Budget Available
3120 County Court at Law 2					
Salaries	\$ 374,094	\$ 374,094	\$ 86,024	\$ 288,070	77.0%
Other Salary & Supplements	3,200	3,200	415	2,785	87.0%
Employee Benefits	113,289	113,289	25,829	87,460	77.2%
Office Expense & Supplies	5,200	5,200	151	5,049	97.1%
Telephone & Utilities	1,152	1,152	226	926	80.4%
Maintenance & Repair	500	500	-	500	100.0%
Professional Services	900	900	-	900	100.0%
Special Personnel Services	192,500	192,500	18,500	174,000	90.4%
Other Services & Charges	2,000	2,000	1,500	500	25.0%
Other Expenses	4,553	4,553	1,093	3,460	76.0%
Travel	1,000	1,000	-	1,000	100.0%
Total	\$ 698,388	\$ 698,388	\$ 133,738	\$ 564,650	80.9%
3130 County Court at Law 3					
Salaries	\$ 343,266	\$ 343,266	\$ 77,162	\$ 266,104	77.5%
Salaries Overtime	-	-	-	-	0.0%
Other Salary & Supplements	3,680	3,680	388	3,292	89.5%
Employee Benefits	118,719	118,719	26,091	92,628	78.0%
Office Expense & Supplies	4,290	4,290	63	4,227	98.5%
Telephone & Utilities	1,152	1,152	226	926	80.4%
Maintenance & Repair	500	500	-	500	100.0%
Professional Services	1,701	1,701	-	1,701	100.0%
Special Personnel Services	192,800	192,800	26,700	166,100	86.2%
Other Services & Charges	2,000	2,000	1,500	500	25.0%
Other Expenses	4,623	4,623	1,093	3,530	76.4%
Travel	1,000	1,000	-	1,000	100.0%
Total	\$ 673,731	\$ 673,731	\$ 133,222	\$ 540,509	80.2%

	Original FY 2020 / 21 Budget	Adjusted FY 2020 / 21 Budget	Year to Date Activity	Available Balance	Percent of Budget Available
3140 County Court at Law 4					
Salaries	\$ 345,366	\$ 345,366	\$ 77,335	\$ 268,031	77.6%
Other Salary & Supplements	4,070	4,070	471	3,599	88.4%
Employee Benefits	99,403	99,403	22,398	77,005	77.5%
Office Expense & Supplies	4,165	4,165	205	3,960	95.1%
Telephone & Utilities	576	576	226	350	60.8%
Maintenance & Repair	500	500	-	500	100.0%
Professional Services	1,701	1,701	-	1,701	100.0%
Special Personnel Services	192,800	192,800	1,502	191,298	99.2%
Other Services & Charges	2,000	2,000	1,500	500	25.0%
Other Expenses	3,609	3,609	859	2,750	76.2%
Travel	1,000	1,000	-	1,000	100.0%
Total	\$ 655,190	\$ 655,190	\$ 104,496	\$ 550,694	84.1%
3150 County Court at Law 5					
Salaries	\$ 453,776	\$ 446,276	\$ 94,094	\$ 352,183	78.9%
Other Salary & Supplements	3,500	14,800	2,839	11,961	80.8%
Employee Benefits	134,602	134,602	31,244	103,358	76.8%
Office Expense & Supplies	5,000	5,000	1,802	3,198	64.0%
Telephone & Utilities	1,560	1,560	338	1,222	78.3%
Maintenance & Repair	500	500	-	500	100.0%
Professional Services	2,516	2,516	-	2,516	100.0%
Special Personnel Services	631,500	627,700	126,146	501,554	79.9%
Other Services & Charges	2,250	2,250	1,678	572	25.4%
Other Expenses	5,934	5,934	1,507	4,427	74.6%
Travel	1,300	1,200	-	1,200	100.0%
Total	\$ 1,242,438	\$ 1,242,438	\$ 259,677	\$ 982,761	79.1%
3200 Legal Aid					
Salaries	\$ 63,502	\$ 63,502	\$ 12,677	\$ 50,825	80.0%
Other Salary & Supplements	660	660	-	660	100.0%
Employee Benefits	13,872	13,872	2,861	11,011	79.4%
Office Expense & Supplies	3,792	3,792	682	3,110	82.0%
Other Services & Charges	25,000	25,000	-	25,000	100.0%
Total	\$ 106,826	\$ 106,826	\$ 16,220	\$ 90,606	84.8%

	Original FY 2020 / 21 Budget	Adjusted FY 2020 / 21 Budget	Year to Date Activity	Available Balance	Percent of Budget Available
3250 Magistrate/ DWI Drug Court					
Salaries	\$ 140,606	\$ 140,606	\$ 25,217	\$ 115,389	82.1%
Other Salary & Supplements	-	-	-	-	0.0%
Employee Benefits	30,796	30,796	5,672	25,124	81.6%
Office Expense & Supplies	4,050	4,050	837	3,213	79.3%
Professional Services	1,200	1,200	-	1,200	100.0%
Special Personnel Services	3,000	3,000	-	3,000	100.0%
Other Services & Charges	2,200	2,200	-	2,200	100.0%
Other Expenses	7,838	7,838	1,978	5,860	74.8%
Travel	3,000	3,000	-	3,000	100.0%
Total	<u>\$ 192,690</u>	<u>\$ 192,690</u>	<u>\$ 33,704</u>	<u>\$ 158,986</u>	82.5%
3300 Court Administration					
Salaries	\$ 441,439	\$ 441,439	\$ 85,776	\$ 355,663	80.6%
Other Salary & Supplements	6,200	6,200	852	5,348	86.3%
Employee Benefits	184,035	184,035	43,080	140,955	76.6%
Other Personnel Expense	131,000	131,000	-	131,000	100.0%
Office Expense & Supplies	5,600	5,600	750	4,850	86.6%
Food & Kitchen Expenses	2,000	2,000	60	1,940	97.0%
Telephone & Utilities	-	900	226	674	74.9%
Maintenance & Repair	1,000	1,000	-	1,000	100.0%
Professional Services	500	500	-	500	100.0%
Special Personnel Services	267,500	258,634	442	258,192	99.8%
Other Services & Charges	53,270	53,270	40,240	13,030	24.5%
Other Expenses	3,902	3,902	629	3,273	83.9%
Travel	2,600	2,600	-	2,600	100.0%
Total	<u>\$ 1,099,046</u>	<u>\$ 1,091,680</u>	<u>\$ 172,577</u>	<u>\$ 919,103</u>	84.2%

	Original FY 2020 / 21 Budget	Adjusted FY 2020 / 21 Budget	Year to Date Activity	Available Balance	Percent of Budget Available
3305 Title IV-D Court					
Salaries	\$ 142,064	\$ 142,064	\$ 28,362	\$ 113,702	80.0%
Other Salary & Supplements	1,800	1,800	554	1,246	69.2%
Employee Benefits	59,089	59,089	12,293	46,796	79.2%
Office Expense & Supplies	1,370	1,370	4	1,366	99.7%
Telephone & Utilities	984	984	226	758	77.1%
Maintenance & Repair	250	250	-	250	100.0%
Professional Services	1,051	1,051	-	1,051	100.0%
Other Services & Charges	300	300	-	300	100.0%
Total	\$ 206,908	\$ 206,908	\$ 41,438	\$ 165,470	80.0%
3310 28th District Court					
Salaries	\$ 189,530	\$ 189,530	\$ 37,865	\$ 151,665	80.0%
Salaries Overtime	1,000	1,000	-	1,000	100.0%
Other Salary & Supplements	23,360	23,360	5,275	18,085	77.4%
Employee Benefits	65,914	65,914	15,347	50,567	76.7%
Telephone & Utilities	1,152	1,152	338	814	70.6%
Office Expense & Supplies	3,725	3,725	341	3,384	90.9%
Maintenance & Repair	500	500	-	500	100.0%
Professional Services	1,801	1,801	-	1,801	100.0%
Special Personnel Services	345,340	345,340	7,880	337,460	97.7%
Other Services & Charges	2,200	2,200	1,500	700	31.8%
Other Expenses	3,629	3,629	892	2,737	75.4%
Travel	1,500	1,500	-	1,500	100.0%
Total	\$ 639,651	\$ 639,651	\$ 69,439	\$ 570,212	89.1%

	Original FY 2020 / 21 Budget	Adjusted FY 2020 / 21 Budget	Year to Date Activity	Available Balance	Percent of Budget Available
3320 94th District Court					
Salaries	\$ 184,766	\$ 184,766	\$ 34,856	\$ 149,910	81.1%
Other Salary & Supplements	24,200	24,200	5,469	18,731	77.4%
Employee Benefits	72,555	72,555	16,867	55,688	76.8%
Office Expense & Supplies	3,625	3,625	256	3,369	92.9%
Telephone & Utilities	1,152	1,152	226	926	80.4%
Maintenance & Repair	500	500	-	500	100.0%
Professional Services	1,801	1,801	-	1,801	100.0%
Special Personnel Services	347,140	347,140	18,937	328,203	94.5%
Other Services & Charges	2,200	2,200	1,500	700	31.8%
Other Expenses	3,958	3,958	983	2,975	75.2%
Travel	1,500	1,500	-	1,500	100.0%
Total	\$ 643,397	\$ 643,397	\$ 79,095	\$ 564,303	87.7%
3330 105th District Court					
Salaries	\$ 159,557	\$ 159,557	\$ 31,872	\$ 127,685	80.0%
Salaries Overtime	1,000	1,000	-	1,000	100.0%
Other Salary & Supplements	20,780	27,546	4,680	22,866	83.0%
Employee Benefits	62,376	62,976	15,005	47,971	76.2%
Office Expense & Supplies	3,525	3,525	124	3,401	96.5%
Telephone & Utilities	1,152	1,152	226	926	80.4%
Maintenance & Repair	500	500	-	500	100.0%
Professional Services	1,801	1,801	-	1,801	100.0%
Special Personnel Services	181,140	181,140	4,650	176,490	97.4%
Other Services & Charges	2,200	2,200	1,500	700	31.8%
Other Expenses	3,321	3,321	848	2,473	74.5%
Travel	3,000	3,000	-	3,000	100.0%
Total	\$ 440,352	\$ 447,718	\$ 58,905	\$ 388,813	86.8%

	Original FY 2020 / 21 Budget	Adjusted FY 2020 / 21 Budget	Year to Date Activity	Available Balance	Percent of Budget Available
3340 117th District Court					
Salaries	\$ 194,459	\$ 194,459	\$ 39,000	\$ 155,459	79.9%
Salaries Overtime	1,000	1,000	-	1,000	100.0%
Other Salary & Supplements	24,620	24,620	5,566	19,054	77.4%
Employee Benefits	78,709	78,709	18,974	59,735	75.9%
Office Expense & Supplies	3,625	3,625	53	3,572	98.5%
Telephone & Utilities	1,152	1,152	226	926	80.4%
Maintenance & Repair	500	500	-	500	100.0%
Professional Services	1,801	1,801	-	1,801	100.0%
Special Personnel Services	345,840	345,840	25,373	320,467	92.7%
Other Services & Charges	2,200	2,200	1,500	700	31.8%
Other Expenses	3,958	3,958	983	2,975	75.2%
Travel	1,500	1,500	-	1,500	100.0%
Total	\$ 659,364	\$ 659,364	\$ 91,676	\$ 567,688	86.1%
3350 148th District Court					
Salaries	\$ 180,419	\$ 180,419	\$ 34,543	\$ 145,876	80.9%
Salaries Overtime	1,000	1,000	-	1,000	100.0%
Other Salary & Supplements	22,160	22,160	4,998	17,162	77.4%
Employee Benefits	67,313	67,313	15,644	51,669	76.8%
Office Expense & Supplies	3,525	3,525	524	3,001	85.1%
Telephone & Utilities	576	576	113	463	80.4%
Maintenance & Repair	500	500	-	500	100.0%
Professional Services	1,801	1,801	-	1,801	100.0%
Special Personnel Services	346,140	346,140	20,491	325,649	94.1%
Other Services & Charges	2,200	2,200	1,500	700	31.8%
Other Expenses	3,395	3,395	667	2,728	80.4%
Travel	1,500	1,500	-	1,500	100.0%
Total	\$ 630,529	\$ 630,529	\$ 78,480	\$ 552,049	87.6%

	Original FY 2020 / 21 Budget	Adjusted FY 2020 / 21 Budget	Year to Date Activity	Available Balance	Percent of Budget Available
3360 214th District Court					
Salaries	\$ 159,827	\$ 159,827	\$ 35,561	\$ 124,266	77.8%
Salaries Overtime	1,000	1,000	27	973	97.3%
Other Salary & Supplements	20,000	21,100	4,500	16,600	78.7%
Employee Benefits	66,524	66,524	16,926	49,598	74.6%
Office Expense & Supplies	3,725	3,725	353	3,372	90.5%
Telephone & Utilities	1,152	1,152	226	926	80.4%
Maintenance & Repair	500	500	-	500	100.0%
Professional Services	1,801	1,801	-	1,801	100.0%
Special Personnel Services	381,140	380,040	21,132	358,909	94.4%
Other Services & Charges	2,200	2,200	1,500	700	31.8%
Other Expenses	2,635	2,635	667	1,968	74.7%
Travel	1,500	1,500	(747)	2,247	149.8%
Total	\$ 642,004	\$ 642,004	\$ 80,144	\$ 561,860	87.5%
3370 319th District Court					
Salaries	\$ 155,688	\$ 155,688	\$ 28,948	\$ 126,740	81.4%
Salaries Overtime	1,000	1,000	-	1,000	100.0%
Other Salary & Supplements	20,960	20,960	4,722	16,238	77.5%
Employee Benefits	66,249	66,249	15,694	50,555	76.3%
Office Expense & Supplies	3,625	3,625	99	3,526	97.3%
Telephone & Utilities	576	576	113	463	80.4%
Maintenance & Repair	500	500	-	500	100.0%
Professional Services	1,801	1,801	-	1,801	100.0%
Special Personnel Services	346,140	346,140	10,850	335,290	96.9%
Other Services & Charges	2,200	2,200	1,789	411	18.7%
Other Expenses	3,696	3,696	917	2,779	75.2%
Travel	1,500	1,500	-	1,500	100.0%
Total	\$ 603,935	\$ 603,935	\$ 63,131	\$ 540,804	89.5%

	Original FY 2020 / 21 Budget	Adjusted FY 2020 / 21 Budget	Year to Date Activity	Available Balance	Percent of Budget Available
3380 347th District Court					
Salaries	\$ 159,557	\$ 159,557	\$ 31,872	\$ 127,685	80.0%
Salaries Overtime	1,000	1,000	168	832	83.2%
Other Salary & Supplements	22,460	22,460	5,068	17,392	77.4%
Employee Benefits	63,556	63,556	15,317	48,239	75.9%
Office Expense & Supplies	3,875	3,875	236	3,639	93.9%
Telephone & Utilities	1,152	1,152	226	926	80.4%
Maintenance & Repair	500	500	-	500	100.0%
Professional Services	1,801	1,801	-	1,801	100.0%
Special Personnel Services	346,140	346,140	20,593	325,547	94.1%
Other Services & Charges	2,200	2,200	1,500	700	31.8%
Other Expenses	3,696	3,696	917	2,779	75.2%
Travel	1,500	1,500	-	1,500	100.0%
Total	\$ 607,437	\$ 607,437	\$ 75,896	\$ 531,541	87.5%
3480 Juvenile Probation					
Salaries	\$ 1,773,159	\$ 1,773,159	\$ 350,072	\$ 1,423,087	80.3%
Salaries Overtime	7,500	7,500	-	7,500	100.0%
Other Salary & Supplements	28,680	28,680	6,757	21,923	76.4%
Employee Benefits	753,591	753,591	179,080	574,511	76.2%
Other Personnel Expense	50,000	50,000	9,959	40,041	80.1%
Office Expense & Supplies	22,494	22,494	5,172	17,322	77.0%
Telephone & Utilities	11,100	11,100	1,622	9,478	85.4%
Maintenance & Repair	12,500	12,500	1,006	11,494	91.9%
Professional Services	11,600	11,600	2,341	9,259	79.8%
Other Services & Charges	39,425	45,925	11,055	34,870	75.9%
Other Expenses	17,655	17,655	4,568	13,087	74.1%
Travel	35,000	28,500	1,142	27,358	96.0%
Total	\$ 2,762,704	\$ 2,762,704	\$ 572,774	\$ 2,189,930	79.3%

	Original FY 2020 / 21 Budget	Adjusted FY 2020 / 21 Budget	Year to Date Activity	Available Balance	Percent of Budget Available
3490 Juvenile Detention					
Salaries	\$ 909,355	\$ 882,355	\$ 170,788	\$ 711,567	80.6%
Salaries Overtime	42,560	69,560	17,631	51,929	74.7%
Other Salary & Supplements	51,440	51,440	12,478	38,962	75.7%
Employee Benefits	425,107	425,107	98,939	326,168	76.7%
Office Expense & Supplies	9,100	9,100	2,092	7,008	77.0%
Food & Kitchen Expenses	110,000	110,000	25,089	84,911	77.2%
Maintenance & Repair	9,000	9,000	1,294	7,706	85.6%
Professional Services	5,000	5,000	262	4,738	94.8%
Other Services & Charges	11,000	11,000	345	10,655	96.9%
Other Expenses	12,615	12,615	3,010	9,605	76.1%
Travel	1,800	1,800	-	1,800	100.0%
Total	\$ 1,586,977	\$ 1,586,977	\$ 331,930	\$ 1,255,047	79.1%
3492 Juvenile Justice Post-Adjudica					
Salaries	\$ 1,087,507	\$ 1,087,507	\$ 221,202	\$ 866,305	79.7%
Salaries Overtime	30,000	30,000	12,558	17,442	58.1%
Other Salary & Supplements	35,000	35,000	8,619	26,381	75.4%
Employee Benefits	503,243	503,243	124,167	379,076	75.3%
Office Expense & Supplies	8,050	8,050	1,835	6,215	77.2%
Food & Kitchen Expenses	95,000	95,000	21,708	73,292	77.1%
Maintenance & Repair	10,500	10,500	923	9,577	91.2%
Professional Services	6,300	6,300	1,272	5,028	79.8%
Other Services & Charges	9,000	9,000	1,870	7,130	79.2%
Other Expenses	2,941	2,941	742	2,199	74.8%
Travel	900	900	-	900	100.0%
Total	\$ 1,788,441	\$ 1,788,441	\$ 394,896	\$ 1,393,545	77.9%

	Original FY 2020 / 21 Budget	Adjusted FY 2020 / 21 Budget	Year to Date Activity	Available Balance	Percent of Budget Available
3510 District Clerk-Jury Admin					
Salaries	\$ 81,203	\$ 81,203	\$ 16,223	\$ 64,980	80.0%
Salaries Overtime	1,000	1,000	-	1,000	100.0%
Other Salary & Supplements	14,378	14,378	595	13,783	95.9%
Employee Benefits	26,122	26,122	6,046	20,076	76.9%
Office Expense & Supplies	123,300	123,300	-	123,300	100.0%
Professional Services	64,327	64,327	6,510	57,817	89.9%
Special Personnel Services	540,530	540,530	7,170	533,360	98.7%
Other Expenses	3,244	3,244	792	2,452	75.6%
Total	\$ 854,104	\$ 854,104	\$ 37,337	\$ 816,767	95.6%
3530 District Clerk					
Salaries	\$ 2,156,010	\$ 2,156,010	\$ 416,198	\$ 1,739,812	80.7%
Salaries Overtime	15,000	15,000	1,953	13,047	87.0%
Other Salary & Supplements	35,780	35,780	8,040	27,740	77.5%
Employee Benefits	951,822	951,822	231,653	720,169	75.7%
Other Personnel Expense	10,260	10,260	2,503	7,757	75.6%
Office Expense & Supplies	116,000	116,000	35,910	80,090	69.0%
Maintenance & Repair	4,000	4,000	67	3,933	98.3%
Professional Services	10,000	10,000	750	9,250	92.5%
Other Services & Charges	500	500	-	500	100.0%
Other Expenses	41,068	41,068	9,490	31,578	76.9%
Travel	10,000	10,000	-	10,000	100.0%
Total	\$ 3,352,660	\$ 3,352,660	\$ 707,015	\$ 2,645,645	78.9%

	Original FY 2020 / 21 Budget	Adjusted FY 2020 / 21 Budget	Year to Date Activity	Available Balance	Percent of Budget Available
3600 Justice of the Peace 1-1					
Salaries	\$ 202,269	\$ 202,269	\$ 43,513	\$ 158,756	78.5%
Salaries Overtime	1,000	940	-	940	100.0%
Other Salary & Supplements	4,680	6,180	4,868	1,312	21.2%
Employee Benefits	80,072	80,072	21,517	58,555	73.1%
Other Personnel Expense	3,900	3,900	975	2,925	75.0%
Office Expense & Supplies	4,000	4,000	820	3,180	79.5%
Telephone & Utilities	700	700	113	587	83.9%
Maintenance & Repair	500	500	-	500	100.0%
Professional Services	309	309	-	309	100.0%
Other Expenses	4,828	4,828	1,179	3,649	75.6%
Travel	2,700	1,200	-	1,200	100.0%
Total	\$ 304,958	\$ 304,958	\$ 72,984	\$ 231,974	76.1%
3610 Justice of the Peace 1-2					
Salaries	\$ 202,586	\$ 202,586	\$ 43,930	\$ 158,656	78.3%
Salaries Overtime	1,000	2,488	2,488	(0)	0.0%
Other Salary & Supplements	3,400	2,400	554	1,846	76.9%
Employee Benefits	60,758	60,758	15,187	45,571	75.0%
Other Personnel Expense	3,900	3,900	975	2,925	75.0%
Office Expense & Supplies	6,000	6,000	1,017	4,983	83.0%
Telephone & Utilities	3,600	3,600	564	3,036	84.3%
Maintenance & Repair	500	500	-	500	100.0%
Special Personnel Services	300	300	-	300	100.0%
Other Services & Charges	500	300	-	300	100.0%
Other Expenses	3,305	3,305	854	2,451	74.2%
Travel	3,500	3,212	-	3,212	100.0%
Total	\$ 289,349	\$ 289,349	\$ 65,569	\$ 223,780	77.3%

	Original FY 2020 / 21 Budget	Adjusted FY 2020 / 21 Budget	Year to Date Activity	Available Balance	Percent of Budget Available
3613 Justice of the Peace 1-3					
Salaries	\$ 161,209	\$ 161,209	\$ 35,159	\$ 126,050	78.2%
Salaries Overtime	1,000	1,000	-	1,000	100.0%
Other Salary & Supplements	14,300	14,300	-	14,300	100.0%
Employee Benefits	74,692	74,692	22,399	52,293	70.0%
Other Personnel Expense	3,900	3,900	975	2,925	75.0%
Office Expense & Supplies	3,550	3,550	1,076	2,474	69.7%
Telephone & Utilities	1,700	1,700	113	1,587	93.4%
Maintenance & Repair	500	500	-	500	100.0%
Professional Services	500	500	-	500	100.0%
Other Services & Charges	300	300	-	300	100.0%
Other Expenses	2,185	2,185	513	1,672	76.5%
Travel	4,000	4,000	-	4,000	100.0%
Total	\$ 267,836	\$ 267,836	\$ 60,235	\$ 207,601	77.5%
3621 Justice of the Peace 2-1					
Salaries	\$ 235,187	\$ 235,187	\$ 43,826	\$ 191,361	81.4%
Salaries Overtime	2,000	2,000	291	1,709	85.4%
Other Salary & Supplements	4,440	4,440	1,025	3,415	76.9%
Employee Benefits	96,602	96,602	23,163	73,439	76.0%
Other Personnel Expense	3,900	3,900	975	2,925	75.0%
Office Expense & Supplies	8,250	8,250	1,450	6,800	82.4%
Telephone & Utilities	7,030	7,030	1,023	6,007	85.5%
Maintenance & Repair	933	933	81	852	91.3%
Professional Services	1,500	1,500	-	1,500	100.0%
Other Services & Charges	54,381	54,381	16,832	37,549	69.0%
Other Expenses	3,524	3,524	859	2,665	75.6%
Travel	4,300	4,300	-	4,300	100.0%
Total	\$ 422,047	\$ 422,047	\$ 89,525	\$ 332,522	78.8%

	Original FY 2020 / 21 Budget	Adjusted FY 2020 / 21 Budget	Year to Date Activity	Available Balance	Percent of Budget Available
3622 Justice of the Peace 2-2					
Salaries	\$ 174,257	\$ 174,257	\$ 38,160	\$ 136,097	78.1%
Salaries Overtime	1,000	1,000	-	1,000	100.0%
Other Salary & Supplements	17,044	17,044	526	16,518	96.9%
Employee Benefits	86,860	86,860	23,382	63,478	73.1%
Other Personnel Expense	3,900	3,900	975	2,925	75.0%
Office Expense & Supplies	5,500	7,500	687	6,813	90.8%
Telephone & Utilities	720	720	113	607	84.3%
Maintenance & Repair	319	319	-	319	100.0%
Professional Services	750	750	-	750	100.0%
Other Services & Charges	891	891	72	819	91.9%
Other Expenses	3,871	3,871	1,000	2,871	74.2%
Travel	4,000	2,000	-	2,000	100.0%
Total	\$ 299,112	\$ 299,112	\$ 64,915	\$ 234,197	78.3%
3630 Justice of the Peace 3					
Salaries	\$ 133,100	\$ 133,100	\$ 29,672	\$ 103,428	77.7%
Other Salary & Supplements	10,380	10,380	318	10,062	96.9%
Employee Benefits	49,573	49,573	15,471	34,102	68.8%
Other Personnel Expense	3,900	3,900	975	2,925	75.0%
Office Expense & Supplies	3,700	3,700	740	2,960	80.0%
Maintenance & Repair	350	350	-	350	100.0%
Professional Services	2,200	2,200	78	2,122	96.5%
Other Services & Charges	300	312	252	60	19.2%
Other Expenses	2,240	2,240	502	1,738	77.6%
Travel	4,500	4,488	-	4,488	100.0%
Total	\$ 210,243	\$ 210,243	\$ 48,007	\$ 162,236	77.2%

	Original FY 2020 / 21 Budget	Adjusted FY 2020 / 21 Budget	Year to Date Activity	Available Balance	Percent of Budget Available
3640 Justice of the Peace 4					
Salaries	\$ 137,919	\$ 137,919	\$ 30,743	\$ 107,176	77.7%
Employee Benefits	57,673	57,673	17,525	40,148	69.6%
Other Personnel Expense	3,900	3,900	975	2,925	75.0%
Office Expense & Supplies	2,625	4,219	833	3,386	80.3%
Telephone & Utilities	1,008	1,008	226	782	77.6%
Professional Services	450	450	-	450	100.0%
Other Services & Charges	550	550	181	369	67.1%
Other Expenses	7,285	7,285	1,683	5,602	76.9%
Travel	1,794	200	-	200	100.0%
Total	\$ 213,204	\$ 213,204	\$ 52,165	\$ 161,039	75.5%
3650 Justice of the Peace 5-1					
Salaries	\$ 174,257	\$ 174,257	\$ 38,160	\$ 136,097	78.1%
Salaries Overtime	500	500	-	500	100.0%
Other Salary & Supplements	8,400	8,400	554	7,846	93.4%
Employee Benefits	79,503	79,503	20,805	58,698	73.8%
Other Personnel Expense	3,900	3,900	975	2,925	75.0%
Office Expense & Supplies	6,300	6,300	570	5,730	90.9%
Maintenance & Repair	500	500	-	500	100.0%
Professional Services	1,000	1,000	-	1,000	100.0%
Special Personnel Services	325	325	-	325	100.0%
Other Services & Charges	175	175	-	175	100.0%
Other Expenses	1,897	1,897	448	1,449	76.4%
Travel	4,000	4,000	-	4,000	100.0%
Total	\$ 280,757	\$ 280,757	\$ 61,512	\$ 219,245	78.1%

	Original FY 2020 / 21 Budget	Adjusted FY 2020 / 21 Budget	Year to Date Activity	Available Balance	Percent of Budget Available
3655 Justice of the Peace 5-2					
Salaries	\$ 131,382	\$ 131,382	\$ 29,204	\$ 102,178	77.8%
Other Salary & Supplements	1,260	1,260	291	969	76.9%
Employee Benefits	72,673	72,673	19,621	53,052	73.0%
Other Personnel Expense	3,900	3,900	975	2,925	75.0%
Office Expense & Supplies	1,250	1,250	153	1,097	87.8%
Maintenance & Repair	250	250	-	250	100.0%
Professional Services	600	600	-	600	100.0%
Other Expenses	1,642	1,642	236	1,406	85.6%
Travel	2,680	2,680	-	2,680	100.0%
Total	<u>\$ 216,252</u>	<u>\$ 216,252</u>	<u>\$ 50,592</u>	<u>\$ 165,660</u>	<u>76.6%</u>
3890 Medical Examiner					
Salaries	\$ 949,374	\$ 911,825	\$ 152,889	\$ 758,936	83.2%
Salaries Overtime	10,000	10,000	860	9,140	91.4%
Other Salary & Supplements	121,980	159,529	57,444	102,085	64.0%
Employee Benefits	290,632	290,632	58,055	232,577	80.0%
Other Personnel Expense	22,960	22,960	4,696	18,264	79.5%
Office Expense & Supplies	16,705	16,705	4,111	12,594	75.4%
Telephone & Utilities	3,000	3,000	451	2,549	85.0%
Maintenance & Repair	13,800	13,800	63	13,738	99.5%
Professional Services	165,000	165,000	38,279	126,721	76.8%
Other Services & Charges	196,000	196,000	27,089	168,911	86.2%
Other Expenses	6,477	6,477	1,234	5,243	80.9%
Travel	26,000	26,000	-	26,000	100.0%
Total	<u>\$ 1,821,928</u>	<u>\$ 1,821,928</u>	<u>\$ 345,171</u>	<u>\$ 1,476,757</u>	<u>81.1%</u>
Total Administration of Justice	<u>\$ 25,153,016</u>	<u>\$ 25,153,016</u>	<u>\$ 4,593,228</u>	<u>\$ 20,559,788</u>	<u>81.7%</u>

	Original FY 2020 / 21 Budget	Adjusted FY 2020 / 21 Budget	Year to Date Activity	Available Balance	Percent of Budget Available
Law Enforcement & Corrections					
3520 District Attorney					
Salaries	\$ 3,688,984	\$ 3,688,984	\$ 684,874	\$ 3,004,110	81.4%
Salaries Overtime	7,000	7,000	1,056	5,944	84.9%
Other Salary & Supplements	93,247	93,247	16,567	76,680	82.2%
Employee Benefits	1,329,306	1,329,306	311,171	1,018,135	76.6%
Other Personnel Expense	25,567	25,567	5,630	19,937	78.0%
Office Expense & Supplies	78,500	78,500	13,804	64,696	82.4%
Telephone & Utilities	9,500	9,500	1,128	8,372	88.1%
Maintenance & Repair	20,400	20,400	2,026	18,374	90.1%
Professional Services	48,821	48,821	1,125	47,696	97.7%
Special Personnel Services	19,500	19,500	-	19,500	100.0%
Other Services & Charges	24,175	24,175	1,506	22,670	93.8%
Other Expenses	48,824	48,824	10,109	38,715	79.3%
Travel	26,300	26,300	813	25,487	96.9%
Total	\$ 5,420,124	\$ 5,420,124	\$ 1,049,809	\$ 4,370,315	80.6%
3700 County Sheriff					
Salaries	\$ 3,231,379	\$ 3,231,379	\$ 567,336	\$ 2,664,043	82.4%
Salaries Overtime	110,000	110,000	43,763	66,237	60.2%
Other Salary & Supplements	119,025	119,025	27,388	91,637	77.0%
Employee Benefits	1,362,887	1,362,887	327,451	1,035,436	76.0%
Other Personnel Expense	200	400	51	349	87.3%
Office Expense & Supplies	47,500	47,500	11,906	35,594	74.9%
Telephone & Utilities	84,015	84,015	21,402	62,613	74.5%
Maintenance & Repair	358,000	347,638	44,399	303,239	87.2%
Professional Services	32,000	42,000	7,346	34,655	82.5%
Special Personnel Services	5,000	5,000	-	5,000	100.0%
Other Services & Charges	1,776,426	1,776,426	45,814	1,730,612	97.4%
Other Expenses	25,872	25,872	5,769	20,103	77.7%
Travel	4,652	4,652	-	4,652	100.0%
Total	\$ 7,156,956	\$ 7,156,956	\$ 1,102,784	\$ 6,054,172	84.6%

	Original FY 2020 / 21 Budget	Adjusted FY 2020 / 21 Budget	Year to Date Activity	Available Balance	Percent of Budget Available
3710 ID Jail Division					
Salaries	\$ 606,245	\$ 606,245	\$ 124,039	\$ 482,206	79.5%
Salaries Overtime	25,000	25,000	2,628	22,372	89.5%
Other Salary & Supplements	9,840	9,840	2,309	7,531	76.5%
Employee Benefits	274,467	274,467	70,053	204,414	74.5%
Office Expense & Supplies	20,000	20,000	2,406	17,594	88.0%
Maintenance & Repair	500	500	-	500	100.0%
Professional Services	500	500	-	500	100.0%
Other Services & Charges	500	500	-	500	100.0%
Other Expenses	3,898	3,898	888	3,010	77.2%
Travel	700	700	-	700	100.0%
Total	\$ 941,650	\$ 941,650	\$ 202,323	\$ 739,327	78.5%
3720 Jail					
Salaries	\$ 10,470,522	\$ 10,470,522	\$ 1,689,637	\$ 8,780,885	83.9%
Salaries Overtime	869,000	869,000	521,975	347,025	39.9%
Other Salary & Supplements	249,778	249,778	77,150	172,628	69.1%
Employee Benefits	4,506,055	4,506,055	1,122,335	3,383,720	75.1%
Other Personnel Expense	4,000	4,000	91	3,909	97.7%
Office Expense & Supplies	216,000	216,000	58,519	157,481	72.9%
Food & Kitchen Expenses	1,530,000	1,530,000	177,727	1,352,273	88.4%
Telephone & Utilities	3,000	3,000	192	2,808	93.6%
Maintenance & Repair	136,500	156,500	42,026	114,474	73.1%
Professional Services	3,000	3,000	-	3,000	100.0%
Special Personnel Services	4,000	4,000	-	4,000	100.0%
Other Services & Charges	281,284	261,284	46,639	214,645	82.2%
Other Expenses	51,516	51,516	13,187	38,329	74.4%
Travel	1,800	1,800	-	1,800	100.0%
Total	\$ 18,326,455	\$ 18,326,455	\$ 3,749,477	\$ 14,576,978	79.5%

	Original FY 2020 / 21 Budget	Adjusted FY 2020 / 21 Budget	Year to Date Activity	Available Balance	Percent of Budget Available
3810 Constable 1					
Salaries	\$ 529,446	\$ 529,446	\$ 105,302	\$ 424,144	80.1%
Salaries Overtime	5,000	5,000	783	4,217	84.3%
Other Salary & Supplements	26,480	26,480	6,536	19,944	75.3%
Employee Benefits	231,724	231,724	58,564	173,160	74.7%
Other Personnel Expense	7,020	7,020	1,755	5,265	75.0%
Office Expense & Supplies	5,100	5,100	1,666	3,434	67.3%
Telephone & Utilities	1,550	1,550	338	1,212	78.2%
Maintenance & Repair	56,528	52,919	13,833	39,086	73.9%
Other Services & Charges	20,175	20,410	2,775	17,635	86.4%
Other Expenses	1,991	1,991	542	1,449	72.8%
Total	\$ 885,014	\$ 885,014	\$ 192,095	\$ 692,919	78.3%
3820 Constable 2					
Salaries	\$ 515,403	\$ 515,403	\$ 98,900	\$ 416,503	80.8%
Other Salary & Supplements	28,299	28,299	7,034	21,265	75.1%
Employee Benefits	238,208	238,208	59,649	178,559	75.0%
Other Personnel Expense	7,020	7,020	1,755	5,265	75.0%
Office Expense & Supplies	6,143	6,143	596	5,547	90.3%
Telephone & Utilities	1,950	2,350	451	1,899	80.8%
Maintenance & Repair	51,000	47,040	8,009	39,031	83.0%
Professional Services	4,300	7,860	-	7,860	100.0%
Other Services & Charges	20,855	20,855	1,600	19,256	92.3%
Other Expenses	2,148	2,148	541	1,607	74.8%
Travel	750	750	-	750	100.0%
Total	\$ 876,076	\$ 876,076	\$ 178,535	\$ 697,541	79.6%

	Original FY 2020 / 21 Budget	Adjusted FY 2020 / 21 Budget	Year to Date Activity	Available Balance	Percent of Budget Available
3830 Constable 3					
Salaries	\$ 350,365	\$ 350,365	\$ 74,411	\$ 275,954	78.8%
Salaries Overtime	9,500	9,500	-	9,500	100.0%
Other Salary & Supplements	16,360	16,360	4,680	11,680	71.4%
Employee Benefits	150,622	150,622	43,506	107,116	71.1%
Other Personnel Expense	7,020	7,020	1,755	5,265	75.0%
Office Expense & Supplies	1,800	1,800	601	1,199	66.6%
Telephone & Utilities	1,910	1,910	226	1,684	88.2%
Maintenance & Repair	44,500	43,089	10,014	33,075	76.8%
Professional Services	1,000	2,411	-	2,411	100.0%
Other Services & Charges	20,445	20,445	1,412	19,034	93.1%
Other Expenses	1,793	1,793	490	1,303	72.7%
Travel	1,320	1,320	209	1,111	84.1%
Total	\$ 606,635	\$ 606,635	\$ 137,303	\$ 469,332	77.4%
3840 Constable 4					
Salaries	\$ 398,619	\$ 398,619	\$ 86,711	\$ 311,908	78.2%
Salaries Overtime	4,000	4,000	1,062	2,938	73.5%
Other Salary & Supplements	15,960	15,960	4,733	11,227	70.3%
Employee Benefits	190,706	190,706	55,970	134,736	70.7%
Other Personnel Expense	7,020	7,020	1,755	5,265	75.0%
Office Expense & Supplies	2,200	2,200	1,097	1,103	50.1%
Food & Kitchen Expenses	100	100	-	100	100.0%
Telephone & Utilities	2,000	2,000	226	1,774	88.7%
Maintenance & Repair	45,657	41,797	4,808	36,989	88.5%
Professional Services	1,000	3,100	-	3,100	100.0%
Other Services & Charges	17,478	17,478	2,905	14,574	83.4%
Other Expenses	-	1,760	314	1,446	82.1%
Travel	1,000	1,000	-	1,000	100.0%
Total	\$ 685,740	\$ 685,740	\$ 159,580	\$ 526,160	76.7%

	Original FY 2020 / 21 Budget	Adjusted FY 2020 / 21 Budget	Year to Date Activity	Available Balance	Percent of Budget Available
3850 Constable 5					
Salaries	\$ 653,758	\$ 653,758	\$ 135,287	\$ 518,471	79.3%
Salaries Overtime	6,338	6,338	460	5,878	92.7%
Other Salary & Supplements	39,039	39,039	10,463	28,576	73.2%
Employee Benefits	305,940	305,940	80,342	225,598	73.7%
Office Expense & Supplies	6,200	6,200	1,065	5,135	82.8%
Telephone & Utilities	3,600	3,600	677	2,923	81.2%
Maintenance & Repair	81,240	76,964	9,573	67,391	87.6%
Professional Services	3,000	6,128	400	5,728	93.5%
Other Services & Charges	59,514	60,606	5,283	55,323	91.3%
Other Expenses	3,283	3,283	889	2,394	72.9%
Travel	5,200	5,200	735	4,465	85.9%
Total	<u>\$ 1,167,112</u>	<u>\$ 1,167,112</u>	<u>\$ 245,173</u>	<u>\$ 921,939</u>	<u>79.0%</u>
Total Law Enforcement & Corrections	<u>\$ 36,065,762</u>	<u>\$ 36,065,762</u>	<u>\$ 7,017,079</u>	<u>\$ 29,048,683</u>	<u>80.5%</u>
Social Services					
4110 Social Services-Administration					
Salaries	\$ 777,733	\$ 777,733	\$ 127,549	\$ 650,184	83.6%
Other Salary & Supplements	3,960	3,960	914	3,046	76.9%
Employee Benefits	287,207	287,207	63,541	223,666	77.9%
Other Personnel Expense	20,161	20,161	4,265	15,896	78.8%
Office Expense & Supplies	8,100	8,000	1,378	6,622	82.8%
Telephone & Utilities	5,060	5,060	451	4,609	91.1%
Maintenance & Repair	1,000	850	-	850	100.0%
Professional Services	28,011	28,161	207	27,954	99.3%
Other Services & Charges	39,468	39,568	9,694	29,874	75.5%
Other Expenses	10,344	10,344	2,377	7,967	77.0%
Travel	1,100	1,100	-	1,100	100.0%
Total	<u>\$ 1,182,144</u>	<u>\$ 1,182,144</u>	<u>\$ 210,376</u>	<u>\$ 971,768</u>	<u>82.2%</u>
4120 Direct Social Services					
Food & Kitchen Expenses	\$ 39,900	\$ 39,900	\$ 1,494	\$ 38,406	96.3%
Telephone & Utilities	212,279	212,279	19,319	192,960	90.9%
Other Services & Charges	341,086	341,086	68,963	272,123	79.8%
Total	<u>\$ 593,265</u>	<u>\$ 593,265</u>	<u>\$ 89,776</u>	<u>\$ 503,489</u>	<u>84.9%</u>

	Original FY 2020 / 21 Budget	Adjusted FY 2020 / 21 Budget	Year to Date Activity	Available Balance	Percent of Budget Available
4130 Children Protective Services					
Salaries	\$ 33,197	\$ 33,197	\$ 6,629	\$ 26,568	80.0%
Employee Benefits	15,084	15,084	3,767	11,317	75.0%
Office Expense & Supplies	1,520	1,520	-	1,520	100.0%
Maintenance & Repair	290	290	-	290	100.0%
Professional Services	400	400	-	400	100.0%
Other Services & Charges	60,000	60,000	15,000	45,000	75.0%
Travel	1,000	1,000	-	1,000	100.0%
Total	\$ 111,491	\$ 111,491	\$ 25,395	\$ 86,096	77.2%
4190 Senior Community Services					
Salaries	\$ 583,149	\$ 583,149	\$ 117,145	\$ 466,004	79.9%
Salaries Overtime	1,000	1,000	-	1,000	100.0%
Other Salary & Supplements	22,150	19,650	4,492	15,158	77.1%
Employee Benefits	254,974	254,974	66,674	188,300	73.9%
Office Expense & Supplies	9,500	4,000	2,179	1,821	45.5%
Food & Kitchen Expenses	175,000	185,500	51,945	133,555	72.0%
Telephone & Utilities	5,020	5,020	1,106	3,914	78.0%
Maintenance & Repair	38,500	43,000	15,316	27,684	64.4%
Professional Services	900	900	-	900	100.0%
Other Services & Charges	14,459	15,459	1,484	13,975	90.4%
Other Expenses	5,221	5,221	1,359	3,862	74.0%
Total	\$ 1,109,873	\$ 1,117,873	\$ 261,701	\$ 856,172	76.6%
4195 Hilltop Community Services					
Salaries	\$ 39,894	\$ 39,894	\$ 7,993	\$ 31,901	80.0%
Other Salary & Supplements	660	660	152	508	76.9%
Employee Benefits	16,673	16,673	4,093	12,580	75.5%
Office Expense & Supplies	2,500	2,325	905	1,420	61.1%
Telephone & Utilities	600	600	-	600	100.0%
Maintenance & Repair	300	300	-	300	100.0%
Professional Services	5,450	5,450	-	5,450	100.0%
Other Expenses	1,208	1,208	314	894	74.0%
Total	\$ 67,285	\$ 67,285	\$ 13,458	\$ 53,827	80.0%
4300 Social Mental Services					
Special Personnel Services	43,847	22,561	-	22,561	100.0%
Other Services & Charges	108,214	129,500	720	128,780	99.4%
Total	\$ 152,061	\$ 152,061	\$ 720	\$ 151,341	99.5%
Total Social Services	\$ 3,216,119	\$ 3,224,119	\$ 601,426	\$ 2,622,694	81.3%

	Original FY 2020 / 21 Budget	Adjusted FY 2020 / 21 Budget	Year to Date Activity	Available Balance	Percent of Budget Available
Health, Safety & Sanitation					
5100 Emergency Services					
Other Services & Charges	\$ 49,540	\$ 49,540	\$ 6,510	\$ 43,030	86.9%
Total	\$ 49,540	\$ 49,540	\$ 6,510	\$ 43,030	86.9%
5105 Emergency Management					
Salaries	\$ 150,010	\$ 150,010	\$ 30,087	\$ 119,923	79.9%
Salaries Overtime	500	500	9,090	(8,590)	-1718.0%
Other Salary & Supplements	900	900	194	706	78.5%
Employee Benefits	60,894	60,894	17,028	43,866	72.0%
Other Personnel Expense	-	-	830	(830)	0.0%
Office Expense & Supplies	4,825	4,825	2,637	2,188	45.3%
Food & Kitchen Expenses	1,000	1,000	116	884	88.4%
Telephone & Utilities	19,920	19,920	1,223	18,697	93.9%
Maintenance & Repair	6,500	6,500	487	6,013	92.5%
Professional Services	3,500	3,500	-	3,500	100.0%
Other Services & Charges	31,203	31,203	20,412	10,791	34.6%
Other Expenses	650	650	-	650	100.0%
Travel	8,000	8,000	-	8,000	100.0%
Capital Outlay	-	-	-	-	0.0%
Total	\$ 287,902	\$ 287,902	\$ 82,103	\$ 205,799	71.5%
5107 Fire Marshal					
Salaries	\$ 63,502	\$ 63,502	\$ 5,232	\$ 58,270	91.8%
Employee Benefits	35,083	35,083	1,175	33,908	96.7%
Office Expense & Supplies	3,050	3,050	179	2,871	94.1%
Telephone & Utilities	1,200	1,200	-	1,200	100.0%
Maintenance & Repair	5,500	5,500	-	5,500	100.0%
Other Services & Charges	9,525	9,525	4,561	4,964	52.1%
Travel	2,000	2,000	-	2,000	100.0%
Total	\$ 119,860	\$ 119,860	\$ 11,147	\$ 108,713	90.7%
5200 911 Program					
Salaries	\$ 41,018	\$ 41,018	\$ 8,190	\$ 32,828	80.0%
Other Salary & Supplements	900	900	208	692	76.9%
Employee Benefits	16,980	16,980	4,163	12,817	75.5%
Office Expense & Supplies	523	523	22	501	95.8%
Telephone & Utilities	420	420	-	420	100.0%
Maintenance & Repair	1,100	1,100	-	1,100	100.0%
Professional Services	700	700	-	700	100.0%
Other Services & Charges	562	562	217	345	61.4%
Travel	600	600	-	600	100.0%
Total	\$ 62,803	\$ 62,803	\$ 12,799	\$ 50,004	79.6%

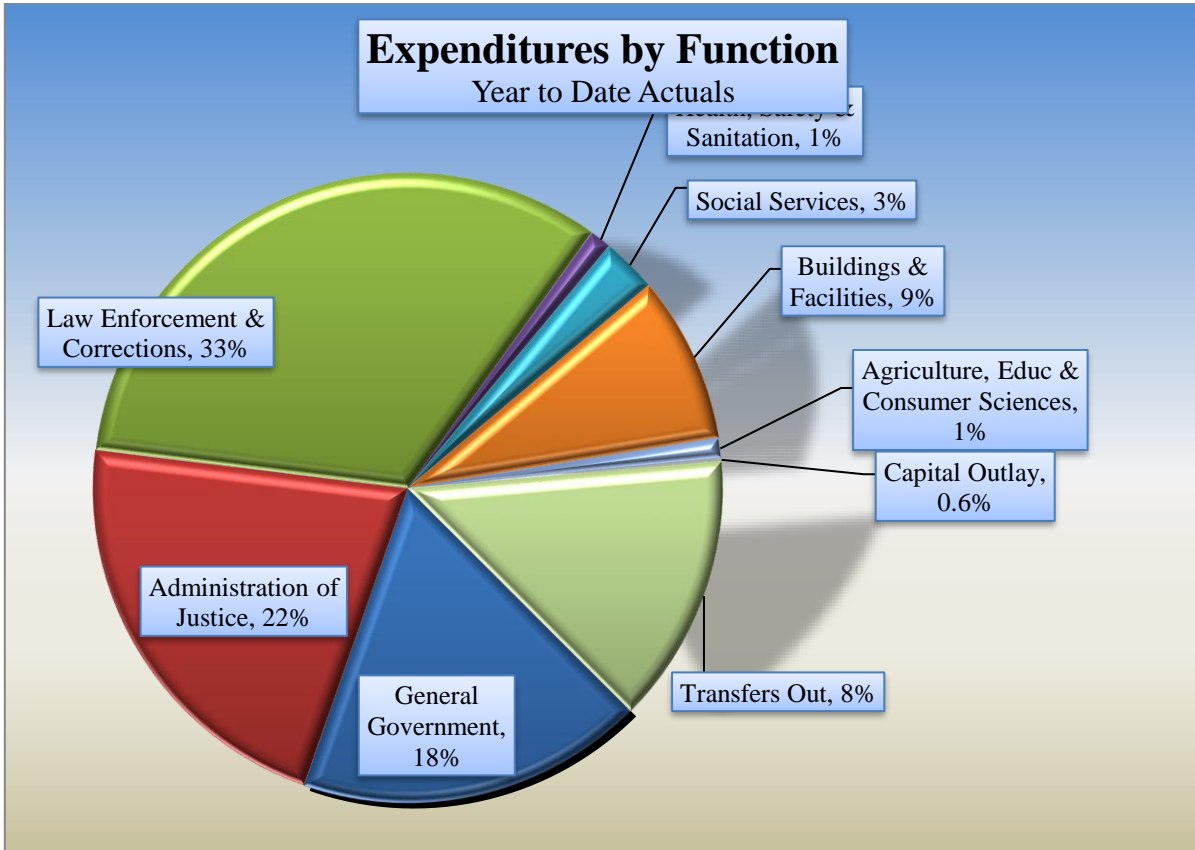
	Original FY 2020 / 21 Budget	Adjusted FY 2020 / 21 Budget	Year to Date Activity	Available Balance	Percent of Budget Available
5220 Environmental Enforcement					
Salaries	\$ 75,254	\$ 75,254	\$ 15,040	\$ 60,214	80.0%
Salaries Overtime	1,000	1,000	-	1,000	100.0%
Employee Benefits	25,865	25,865	8,645	17,220	66.6%
Office Expense & Supplies	775	1,375	352	1,023	74.4%
Telephone & Utilities	10,000	10,000	1,506	8,494	84.9%
Maintenance & Repair	10,000	9,700	967	8,733	90.0%
Professional Services	12,278	12,278	4,464	7,814	63.6%
Other Services & Charges	11,577	11,277	100	11,177	99.1%
Travel	2,088	2,088	-	2,088	100.0%
Total	\$ 148,837	\$ 148,837	\$ 31,073	\$ 117,764	79.1%
5330 Animal Control					
Salaries	\$ 221,395	\$ 221,395	\$ 44,486	\$ 176,910	79.9%
Salaries Overtime	6,500	6,500	968	5,532	85.1%
Other Salary & Supplements	1,680	1,680	388	1,292	76.9%
Employee Benefits	109,906	109,906	28,617	81,289	74.0%
Office Expense & Supplies	2,750	2,750	680	2,070	75.3%
Food & Kitchen Expenses	2,500	1,000	-	1,000	100.0%
Telephone & Utilities	6,500	6,500	868	5,632	86.6%
Maintenance & Repair	32,499	33,999	6,751	27,248	80.1%
Professional Services	2,250	2,250	46	2,204	98.0%
Other Services & Charges	22,120	22,120	3,871	18,249	82.5%
Other Expenses	1,300	1,300	320	980	75.4%
Travel	1,000	1,000	-	1,000	100.0%
Total	\$ 410,400	\$ 410,400	\$ 86,994	\$ 323,406	78.8%
Total Health, Safety & Sanitation	\$ 1,079,342	\$ 1,079,342	\$ 230,627	\$ 848,715	78.6%

	Original FY 2020 / 21 Budget	Adjusted FY 2020 / 21 Budget	Year to Date Activity	Available Balance	Percent of Budget Available
Agriculture, Educ & Consumer Scs					
6110 Agricultural Extension					
Salaries	\$ 138,195	\$ 138,195	\$ 27,665	\$ 110,530	80.0%
Other Salary & Supplements	54,795	54,795	12,645	42,150	76.9%
Employee Benefits	71,562	71,562	16,147	55,415	77.4%
Office Expense & Supplies	4,850	4,850	404	4,446	91.7%
Telephone & Utilities	2,200	2,200	451	1,749	79.5%
Maintenance & Repair	14,900	14,900	918	13,982	93.8%
Professional Services	1,500	1,500	-	1,500	100.0%
Other Services & Charges	6,452	6,452	3,876	2,577	39.9%
Other Expenses	5,605	5,605	1,409	4,196	74.9%
Travel	12,000	12,000	-	12,000	100.0%
Total	\$ 312,059	\$ 312,059	\$ 63,515	\$ 248,544	79.6%
6210 Family & Consumer Sciences					
Salaries	\$ 34,486	\$ 34,486	\$ 6,894	\$ 27,592	80.0%
Other Salary & Supplements	21,561	21,561	4,976	16,586	76.9%
Employee Benefits	20,046	20,046	4,262	15,784	78.7%
Office Expense & Supplies	2,750	2,750	452	2,298	83.6%
Food & Kitchen Expenses	300	300	-	300	100.0%
Telephone & Utilities	3,200	3,200	481	2,719	85.0%
Maintenance & Repair	5,000	5,000	967	4,033	80.7%
Professional Services	1,000	1,000	400	600	60.0%
Other Services & Charges	802	802	235	567	70.7%
Other Expenses	5,605	5,605	1,409	4,196	74.9%
Travel	3,000	3,000	-	3,000	100.0%
Total	\$ 97,750	\$ 97,750	\$ 20,074	\$ 77,676	79.5%

	Original FY 2020 / 21 Budget	Adjusted FY 2020 / 21 Budget	Year to Date Activity	Available Balance	Percent of Budget Available
6310 County Library					
Salaries	\$ 319,696	\$ 319,696	\$ 63,862	\$ 255,834	80.0%
Other Salary & Supplements	9,319	9,319	180	9,139	98.1%
Employee Benefits	141,612	141,612	35,237	106,375	75.1%
Other Personnel Expense	17,500	17,500	2,743	14,757	84.3%
Office Expense & Supplies	20,250	20,250	7,168	13,082	64.6%
Telephone & Utilities	2,500	2,500	355	2,145	85.8%
Maintenance & Repair	8,500	8,500	-	8,500	100.0%
Professional Services	58,000	58,000	14,209	43,791	75.5%
Other Services & Charges	28,000	28,000	6,568	21,432	76.5%
Other Expenses	7,561	7,561	1,847	5,714	75.6%
Travel	5,500	5,500	-	5,500	100.0%
Total	\$ 618,438	\$ 618,438	\$ 132,169	\$ 486,269	78.6%
Total Agriculture, Education & Consumer Sciences	\$ 1,028,247	\$ 1,028,247	\$ 215,758	\$ 812,489	79.0%
Capital Outlay					
1900 Capital Outlay					
Office Expense & Supplies	\$ 145,000	\$ 145,000	\$ 3,126	\$ 141,874	97.8%
Maintenance & Repair	150,000	150,000	-	150,000	100.0%
Professional Services	-	-	10,181	(10,181)	0.0%
Reserve Appropriations	237,695	237,695	-	237,695	100.0%
Capital Outlay	140,000	140,000	15,027	124,973	89.3%
Total	\$ 672,695	\$ 672,695	\$ 28,334	\$ 644,361	95.8%
Total Capital Outlay	\$ 672,695	\$ 672,695	\$ 28,334	\$ 644,361	95.8%
Transfers Out					
9110 Transfers					
Operating Transfers-Out	\$ 9,564,876	\$ 9,564,876	\$ 2,954,087	\$ 6,610,789	69.1%
Total	\$ 9,564,876	\$ 9,564,876	\$ 2,954,087	\$ 6,610,789	69.1%
Total Transfers Out	\$ 9,564,876	\$ 9,564,876	\$ 2,954,087	\$ 6,610,789	69.1%
Grand Total General Fund	\$ 109,873,139	\$ 109,873,139	\$ 21,269,399	\$ 88,603,741	80.6%

**Nueces County, Texas
General Fund
December 31, 2020**

**General Fund Expenditures by Function
Year to Date Actuals**



Function	Year to Date Actuals	Percent of Total
General Government	\$3,798,143	18%
Administration of Justice	4,593,228	22%
Law Enforcement & Corrections	7,017,079	33%
Health, Safety & Sanitation	230,627	1%
Social Services	601,426	3%
Buildings & Facilities	1,830,718	9%
Agriculture, Educ & Consumer Sciences	215,758	1%
Capital Outlay	28,333	0%
Transfers Out	2,954,087	14%
Total	\$21,269,398	100%

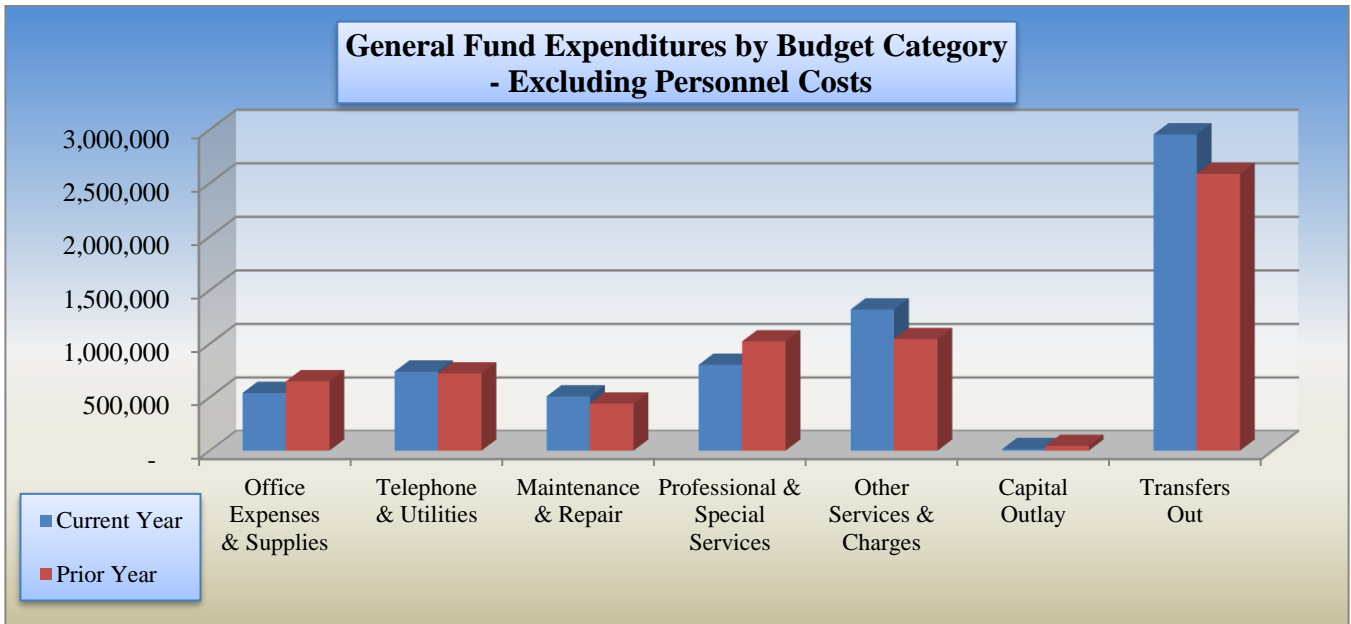
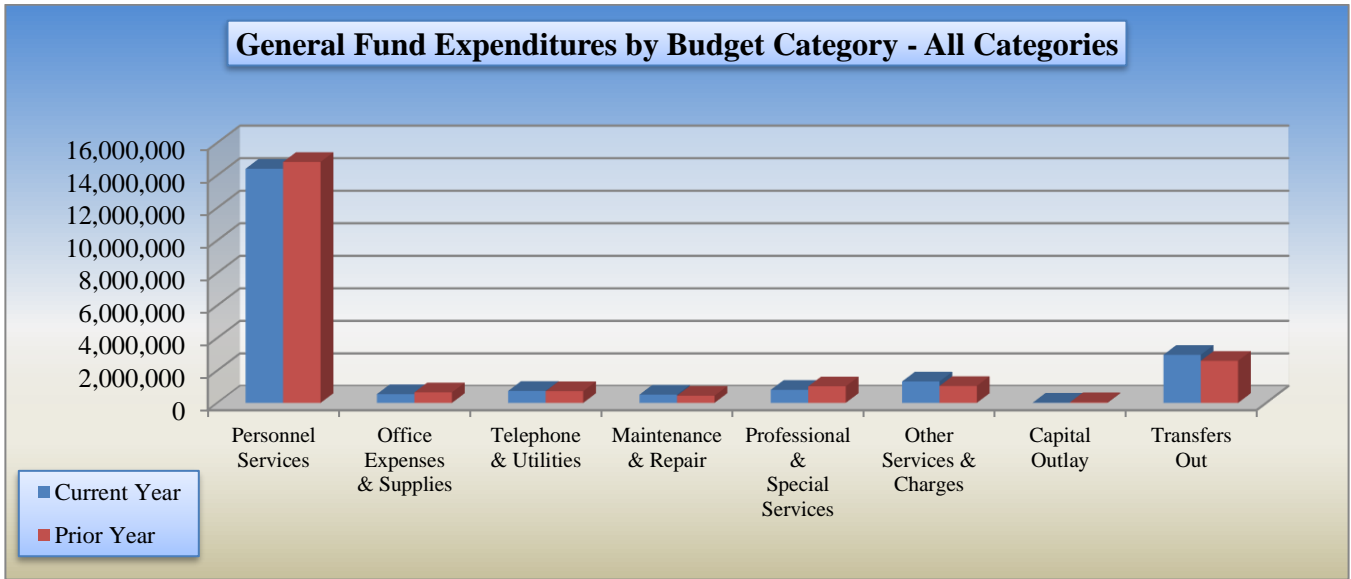
Nueces County, Texas
Comparison of Current Year to Prior Year Expenditures
General Fund
December 2020 vs December 2021

	2020 - 2021 Fiscal Year to Date <u>Actual</u>	2019 - 2020 Prior Year to Date <u>Actual</u>	Increase (Decrease)	Current to Prior Year Percentage Change
Salaries and Supplements	\$ 9,644,418	\$ 10,171,946	\$ (527,527)	-5.2%
Employee Benefits	4,642,938	4,563,194	79,744	1.7%
Other Personnel Expense	107,057	75,885	31,173	41.1%
Office Expense & Supplies	259,635	335,411	(75,776)	-22.6%
Food & Kitchen Expenses	279,788	312,844	(33,057)	-10.6%
Telephone & Utilities	738,761	720,834	17,926	2.5%
Maintenance & Repair	507,177	439,678	67,499	15.4%
Professional Services	465,843	583,928	(118,086)	-20.2%
Special Personnel Services	336,429	436,161	(99,731)	-22.9%
Other Services & Charges	1,211,381	935,311	276,071	29.5%
Other Expense	113,532	58,230	55,302	95.0%
Travel	(6,676)	48,563	(55,239)	-113.7%
Capital Outlay	15,027	44,275	(29,248)	-66.1%
Transfer to Other Funds	2,954,087	2,585,086	369,001	14.3%
Total General Fund Expenditures	\$ <u>21,269,398</u>	\$ <u>21,311,346</u>	\$ <u>(41,948)</u>	-0.2%

	Personnel Services	Office Expenses & Supplies	Telephone & Utilities	Maintenance & Repair	Professional & Special Services	Other Services & Charges	Capital Outlay	Transfers Out	Total
Current Year	14,394,414	539,423	738,761	507,177	802,272	1,318,237	15,027	2,954,087	21,269,398
Prior Year	14,811,024	648,255	720,834	439,678	1,020,089	1,042,104	44,275	2,585,086	21,311,346

**Nueces County, Texas
General Fund
December 31, 2020**

**General Fund 2 Year Comparison
Year to Date Actuals**



Nueces County, Texas
Statement of Expenditures Budget to Actual
Road and Bridge Fund
December 31, 2020

	Original FY 2020/21 Budget	Adjusted FY 2020/21 Budget	Year to Date Activity	Available Balance	Percent of Budget Available
<u>Road & Bridge</u>					
Salaries	\$ 2,968,620	\$ 2,968,620	\$ 492,643	\$ 2,475,977	83%
Employee Benefits	1,224,730	1,224,730	286,347	938,383	77%
Other Personnel Expense	10,688	10,688	-	10,688	100%
Office Expense & Supplies	24,186	28,186	7,010	21,176	75%
Telephone & Utilities	113,612	113,612	16,267	97,345	86%
Maint & Repair - Equip &	395,000	395,000	93,746	301,254	76%
Gasoline & Fuel	325,000	325,000	47,269	277,731	85%
Maint & Repair - Bldgs &	110,000	98,000	8,102	89,898	92%
Maint & Repair - Roads &	2,879,325	2,879,325	271,378	2,607,947	91%
Professional Services	70,000	70,000	3,392	66,608	95%
Reserve Appropriations	100,000	100,000	-	100,000	100%
Other Services & Charges	291,879	301,879	57,770	244,109	81%
Other Expense	65,023	65,023	2,239	62,784	97%
Travel	6,000	4,000	-	4,000	100%
Capital Outlay	695,000	695,000	258,957	436,043	63%
Operating Transfers-Out	16,080	16,080	4,020	12,060	75%
Subtotal - Road & Bridge	\$ 9,295,143	\$ 9,295,143	\$ 1,549,140	\$ 7,746,003	83%
<u>Engineering</u>					
Salaries	\$ 373,086	\$ 373,086	\$ 66,108	\$ 306,978	82%
Salary - Department Head	72,498	72,498	16,730	55,768	77%
Employee Benefits	193,073	193,073	42,102	150,971	78%
Other Personnel Expense	3,240	3,240	748	2,492	77%
Office Expense & Supplies	7,550	7,550	3,995	3,555	47%
Maint & Repair -Equip &	3,000	3,000	1,512	1,488	50%
Gasoline / Fuel	3,500	3,500	851	2,649	76%
Professional Services	22,966	22,966	20	22,946	100%
Other Services & Charges	12,402	12,402	495	11,907	96%
Travel	4,000	4,000	-	4,000	100%
Capital Outlay	19,125	19,125	-	19,125	100%
Subtotal Engineering	\$ 714,440	\$ 714,440	\$ 132,561	\$ 581,879	81%
Road & Bridge Operating Net	\$ 8,580,703	\$ 8,580,703	\$ 1,416,579	\$ 7,164,124	
<u>Road Right of Way</u>					
Professional Services	\$ -	\$ -	\$ -	\$ -	0%
Other Services & Charges	-	-	-	-	0%
Subtotal - Road Right of Way	\$ -	\$ -	\$ -	\$ -	0%
Total Expenditures Road & Bridge	\$ 10,009,583	\$ 10,009,583	\$ 1,681,702	\$ 8,327,881	83%

Nueces County, Texas
Comparison of Current Year to Prior Year Expenditures
Road and Bridge Fund
December 2020 vs December 2021

<u>Road & Bridge</u>	2020 - 21 Fiscal Year to Date <u>Actual</u>	2019 - 20 Prior Year to Date <u>Actual</u>	Increase (Decrease)	Current to Prior Year Percentage Change
Salaries	\$ 575,481	\$ 553,963	\$ 21,518	3.9%
Employee benefits	328,449	314,381	14,068	4.5%
Other Personnel Expense	748	1,996	(1,248)	-62.5%
Office Expense & Supplies	11,006	22,252	(11,246)	-50.5%
Telephone & Utilities	16,267	13,631	2,635	19.3%
Maintenance & Repair	422,858	519,753	(96,895)	-18.6%
Professional Services	3,412	4,005	(593)	-14.8%
Other Services & Charges	58,265	20,841	37,425	179.6%
Other Expense	2,239	685	1,554	226.7%
Transfer to Other Funds	4,020	4,020	-	0.0%
Total Expenditures Road & Bridge	\$ <u>1,681,702</u>	\$ <u>1,455,527</u>	\$ <u>226,175</u>	15.5%

Nueces County, Texas
Statement of Expenditures Budget to Actual
Inland and Coastal Parks Fund
December 31, 2020

	Original FY 2020/21 Budget	Adjusted FY 2020/21 Budget	Year to Date Activity	Remaining Balance	Percent of Budget Available
<u>Inland Parks</u>					
Salaries	\$ 851,215	\$ 923,215	\$ 184,640	\$ 738,575	80.0%
Employee Benefits	436,801	436,801	120,551	316,250	72.4%
Office Expense & Supplies	16,551	16,551	5,961	10,590	64.0%
Telephone & Utilities	152,940	152,940	36,281	116,659	76.3%
Maint & Repair - Equip & Veh	50,000	50,000	27,284	22,716	45.4%
Gasoline/Fuel	55,000	55,000	10,464	44,536	81.0%
Maint & Repair - Bldg & Grounds	223,499	142,499	11,089	131,410	92.2%
Professional Services	10,000	14,000	-	14,000	100.0%
Other Services & Charges	70,821	75,821	17,073	58,748	77.5%
Other Expense	1,171	1,171	320	851	72.7%
Travel	1,500	1,500	-	1,500	100.0%
Capital Outlay	153,556	153,556	-	153,556	100.0%
Total Expenditures - Inland Parks	\$ 2,023,054	\$ 2,023,054	\$ 413,662	\$ 1,609,392	79.6%
<u>Coastal Parks</u>					
Salaries	\$ 972,638	\$ 972,638	\$ 192,189	\$ 780,449	80.2%
Employee Benefits	410,574	410,574	108,786	301,788	73.5%
Office Expense & Supplies	27,650	27,650	2,918	24,732	89.4%
Telephone & Utilities	586,272	586,272	61,279	524,993	89.5%
Maint & Repair - Equip & Veh	30,000	50,000	11,916	38,084	76.2%
Gasoline/Fuel	33,000	33,000	14,492	18,508	56.1%
Maint & Repair - Bldg & Grounds	150,000	150,000	23,227	126,773	84.5%
Professional Services	70,000	50,000	-	50,000	100.0%
Special Personnel Services	4,900	4,900	-	4,900	100.0%
Other Services & Charges	489,137	489,137	61,244	427,893	87.5%
Other Expense	188,063	188,063	2,117	185,946	98.9%
Travel	4,000	4,000	-	4,000	100.0%
Capital Outlay	104,500	104,500	-	104,500	100.0%
Subtotal - Coastal Parks	\$ 3,070,734	\$ 3,070,734	\$ 478,169	\$ 2,592,565	84.4%
<u>Beach Improvements</u>					
Salaries	\$ 35,000	\$ 35,000	\$ -	\$ 35,000	100.0%
Employee Benefits	5,000	5,000	-	5,000	100.0%
Maint & Repair - Equip & Veh	20,000	10,000	-	10,000	100.0%
Maint & Repair - Bldg & Grounds	20,000	30,000	-	30,000	100.0%
Professional Services	20,000	42,500	-	42,500	100.0%
Other Expense	-	6,500	-	6,500	100.0%
Contingency Appropriations	128,186	92,786	-	92,786	100.0%
Subtotal - Beach Improvements	\$ 453,186	\$ 446,786	\$ -	\$ 446,786	100.0%
<u>Pier Fund</u>					
Salaries	\$ 81,767	\$ 81,767	\$ -	\$ 81,767	100.0%
Employee Benefits	6,825	6,825	-	6,825	100.0%
Telephone & Utilities	3,700	3,700	65	3,635	98.3%
Maint & Repair Bldg & Grounds	97,500	97,500	-	97,500	100.0%
Other Services & Charges	1,550	1,550	-	1,550	100.0%
Other Expense	-	6,400	-	6,400	100.0%
Subtotal - Pier Fund	\$ 191,342	\$ 197,742	\$ 65	\$ 197,677	100.0%
Total Expenditures - Coastal Parks	\$ 3,715,262	\$ 3,715,262	\$ 478,233	\$ 3,237,029	87.1%

Nueces County, Texas
Comparison of Current Year to Prior Year Expenditures
Inland and Coastal Parks Fund
December 2020 vs December 2021

	2020 - 21 Fiscal Year to Date Activity	2019 - 20 Prior Year to Date Activity	Increase (Decrease)	Current to Prior Year Percentage Change
<u>Inland Parks</u>				
Salaries	\$ 184,640	\$ 159,910	\$ 24,729	15%
Employee Benefits	120,551	98,458	22,093	22%
Office Expense & Supplies	5,961	4,424	1,536	35%
Telephone & Utilities	36,281	35,717	563	2%
Maintenance & Repair	38,373	34,476	3,897	11%
Gasoline/Fuel	10,464	10,301	163	2%
Other Services & Charges	17,073	8,596	8,477	99%
Other Expense	320	84	236	281%
Total Expenditures - Inland Parks	\$ 413,662	\$ 351,967	\$ 61,695	18%
<u>Coastal Parks</u>				
Salaries	\$ 192,189	\$ 157,239	\$ 34,950	22%
Employee Benefits	108,786	90,751	18,035	20%
Office Expense & Supplies	2,918	3,574	(655)	-18%
Telephone & Utilities	61,279	59,732	1,548	3%
Maintenance & Repair	49,635	43,418	6,217	14%
Professional Services	-	301	(301)	-100%
Other Services & Charges	61,244	36,279	24,965	69%
Other Expense	2,117	710	1,407	198%
Subtotal - Coastal Parks	\$ 478,169	\$ 392,003	\$ 86,166	22%
<u>Beach Improvements</u>				
Subtotal - Beach Improvements	\$ -	\$ -	\$ -	0%
<u>Pier Fund</u>				
Salaries	\$ -	\$ 8,488	\$ (8,488)	-100%
Employee Benefits	-	694	(694)	-100%
Telephone & Utilities	65	495	(430)	-87%
Maint & Repair Bldg & Grounds	-	10,825	(10,825)	-100%
Other Services & Charges	-	53	(53)	-100%
Subtotal - Pier Fund	\$ 65	\$ 20,555	\$ (20,490)	-100%
Total Expenditures Coastal Parks	\$ 478,233	\$ 412,558	\$ 65,676	16%

Nueces County, Texas
Statement of Expenditures Budget to Actual
Airport Fund
December 31, 2020

	Original FY 2020/21 Budget	Adjusted FY 2020/21 Budget	Year to Date Activity	Balance	Percent of Budget Available
Airport					
Salaries	\$ 43,909	\$ 43,909	\$ 8,775	\$ 35,134	80.0%
Employee Benefits	19,100	19,100	5,017	14,083	73.7%
Other Personnel Expense	1,440	1,440	332	1,108	76.9%
Office Expense & Supplies	4,500	3,274	148	3,126	95.5%
Telephone & Utilities	33,748	33,748	5,322	28,426	84.2%
Maintenance & Repair - Equipment & Vehicles	2,000	5,226	2,826	2,400	45.9%
Gasoline/Fuel	2,000	2,000	69	1,931	96.6%
Maintenance & Repair - Bldg & Grounds		29,109	8,113	20,996	72.1%
	29,109				
Professional Services	6,785	5,785	-	5,785	100.0%
Contingency Appropriations	29,924	29,924	-	29,924	100.0%
Other Services & Charges	15,897	15,897	2,272	13,626	85.7%
Other Expense	1,319	1,319	335	984	74.6%
Travel	2,000	1,000	-	1,000	100.0%
Capital Outlay	10,000	10,000	-	10,000	100.0%
Transfer to Other Funds	50,000	50,000	-	50,000	100.0%
Total Expenditures Airport	<u>\$ 251,731</u>	<u>\$ 251,731</u>	<u>\$ 33,208</u>	<u>\$ 218,523</u>	86.8%

Nueces County, Texas
Comparison of Current Year to Prior Year Expenditures
Airport Fund
December 2020 vs December 2021

	2020 - 21 Fiscal Year to Date Actual	2019 - 20 Prior Year to Date Actual	Increase (Decrease)	Current to Prior Year Percentage Change
Airport				
Salaries	\$ 8,775	\$ 9,936	\$ (1,161)	-11.7%
Employee Benefits	5,017	5,136	(120)	-2.3%
Other Personnel Expense	332	332	-	0.0%
Office Expense & Supplies	148	218	(70)	-32.1%
Telephone & Utilities	5,322	4,745	577	12.2%
Maintenance & Repair - Equipment & Vehicles				
	2,826	-	2,826	0.0%
Maintenance & Repair - Bldg & Grounds				
	8,113	4,436	3,677	82.9%
Other Services & Charges	2,272	1,277	995	77.9%
Other Expense	335	97	238	244.8%
Total Expenditures Airport	<u>\$ 33,208</u>	<u>\$ 27,782</u>	<u>\$ 5,426</u>	19.5%

Nueces County, Texas
Commissioners Court – Special Revenue
December 31, 2020

	Original FY 2020/21 Budget	Adjusted FY 2020/21 Budget	Year to Date Activity	Available Balance
<u>County Judge - Department 0136</u>				
5300 Professional Services Expense	\$ 30,000	\$ 156,705	\$ 15,000	\$ 141,705
5305 Administrative & Consultant Fees	-	-	4,568	(4,568)
5350 Contingency Appropriation	379,339	263,837	-	263,837
5410 Other Services & Charges	20,000	-	-	-
5540 Travel Expenses	-	6,297	-	6,297
Total Expenditures	\$ 429,339	\$ 426,839	\$ 19,568	\$ 407,272
<u>Commissioner Precinct 1 - Department 1387</u>				
5350 Contingency Appropriation	\$ 451,557	\$ 446,557	\$ -	\$ 446,557
5410 Other Services & Charges	20,000	20,000	-	20,000
Total Expenditures	\$ 471,557	\$ 466,557	\$ -	\$ 466,557
<u>Commissioner Precinct 2 - Department 0137</u>				
5132 Salaries - Supplemental Pay	\$ -	\$ 600	\$ 600	\$ -
5150 Employee Benefits	-	135	135	0
5210 Office Expense & supplies	15,000	15,000	544	14,456
5220 Food & Kitchen Expense	-	114	114	0
5240 Maint & Repair-Equip & Vehicle	-	37,534	9,799	27,735
5300 Professional Services Expense	-	26,541	10,974	15,567
5350 Contingency Appropriation	94,457	29,219	-	29,219
5410 Other Services & Charges	45,000	45,000	4,850	40,150
5610 Capital Outlay	25,000	25,000	2,498	22,502
Total Expenditures	\$ 179,457	\$ 179,457	\$ 29,777	\$ 149,680
<u>Commissioner Precinct 2 - Department 1300</u>				
5350 Contingency Appropriation	\$ 3,554	\$ 3,554	\$ -	\$ 3,554
Total Expenditures	\$ 3,554	\$ 3,554	\$ -	\$ 3,554
<u>Commissioner Precinct 3 - Department 1388</u>				
5350 Contingency Appropriation	\$ 363,567	\$ 338,517	\$ -	\$ 338,517
5410 Other Services & Charges	20,000	35,050	-	35,050
Total Expenditures	\$ 433,567	\$ 433,567	\$ -	\$ 433,567
<u>Commissioner Precinct 4 - Department 0138</u>				
5350 Contingency Appropriation	\$ 189,213	\$ 178,713	\$ -	\$ 178,713
5410 Other Services & Charges	20,000	30,500	5,000	25,500
Total Expenditures	\$ 209,213	\$ 209,213	\$ 5,000	\$ 204,213
Total	\$ 1,726,687	\$ 1,719,187	\$ 54,344	\$ 1,664,843

Nueces County, Texas
Commissioners Court - Diabetes Funds
For the 2 Months Ended November 30, 2020

County Judge Diabetic Fund - Project 511005		
	FY 20 - 21 Appropriations	\$ <u>10,000</u>
	Total Diabetes Expenses	<u>-</u>
	Available Balance	\$ <u>10,000</u>
Commissioner Precinct 1 - Project 511001		
	FY 20 - 21 Appropriations	\$ 10,000
5443	Interlocal Agreement	<u>-</u>
	Total Diabetes Expenses	<u>-</u>
	Available Balance	\$ <u>10,000</u>
Commissioner Precinct 2 - Project 511002		
	FY 20 - 21 Appropriations	\$ <u>10,000</u>
	Total Diabetes Expenses	<u>-</u>
	Available Balance	\$ <u>10,000</u>
Commissioner Precinct 3 - Project 511003		
	FY 20 - 21 Appropriations	\$ <u>10,000</u>
	Total Diabetes Expenses	<u>-</u>
	Available Balance	\$ <u>10,000</u>
Commissioner Precinct 4 - Project 511004		
	FY 20 - 21 Appropriations	\$ 10,000
	Total Diabetes Expenses	<u>-</u>
	Available Balance	\$ <u>10,000</u>
	Total Annual Diabetes Fund	\$ 50,000
	Total Year-to-Date Expenses	<u>-</u>
	Available Balance	\$ <u><u>50,000</u></u>

Nueces County, Texas
Commissioners Court - RTA Funds
December 31, 2020

Project Code	Description	Adjusted Budget	Prior Years Expenditure	Current Year Expenditure	Current Encumbrance	RTA Budget Balance
County Judge						
130900	County Judge	-	25,000	-	-	(25,000)
	County Judge	-	25,000	-	-	(25,000)
Commissioner Precinct 1						
130901	Commissioner Precinct	-	-	-	-	-
	Commissioner Precinct	-	-	-	-	-
Commissioner Precinct 2						
130902	Commissioner Precinct	-	-	-	-	-
	Commissioner Precinct	-	-	-	-	-
Commissioner Precinct 3						
130903	Commissioner Precinct	-	74,625	-	-	(74,625)
	Commissioner Precinct	-	74,625	-	-	(74,625)
Commissioner Precinct 4						
130904	Commissioner Precinct	-	134,170	-	-	(134,170)
	Commissioner Precinct	-	134,170	-	-	(134,170)
Total RTA Funds		-	233,794	-	-	(233,794)

SCHEDULES
(Unaudited)

Nueces County, Texas
Statement of Transfers In and Out by Fund
December 31, 2020

	Transfers In	Transfers Out
<u>I & S Debt Service Fund</u>		
	630,000	-
<u>General Fund</u>		
Special Revenue Fund	630,000	-
Airport Fund	-	15,000
Coastal Parks Fund	-	335,000
Inland Park Fund	-	870,000
Main Grant Fund	-	5,080
Road Fund	-	2,162
Special Revenue Fund	-	1,451,845
Stadium Fairgrounds	-	275,000
<u>Road Fund</u>		
Airport Fund	-	4,020
General Fund	2,162	-
<u>Special Revenue Fund</u>		
Debt Srvc Fund (I&S)	-	630,000
General Fund	1,451,845	-
Main Grant Fund	7	11,654
<u>Stadium/Fairgrounds Fund</u>		
General Fund	275,000	-
<u>Airport Fund</u>		
General Fund	15,000	-
Road Fund	4,020	-
<u>Inland Parks Fund</u>		
General Fund	870,000	-
<u>Coastal Parks Fund</u>		
General Fund	335,000	-
<u>Main Grant Fund</u>		
General Fund	5,080	-
Main Grant Fund	54,519	54,519
Special Revenue Fund	11,654	7
Total Financing Uses	\$ 3,654,287	\$ 3,654,287



Nueces County

Summary of Revenue Reports

For revenue reports received for December 2020



as of February 29, 2021

The monthly revenue reports have been received and proofed by the County Auditor's Office, where they are on file for inspection. The monthly revenue reports are respectfully presented to the Commissioners Court for approval, in accordance with LGC 114.002, 114.043, and 114.044. Reports are considered late after the 25th of the following month.

Dec-20

DEPT.			Last 6 months	REPORT STATUS	LAST REPORT
CODE	DEPARTMENT	DEPARTMENT HEAD	% Timely	✓ Received	SUBMITTED
0160	Airport Fund	John Cox	100.00%	✓	
5330	Animal Control	Juan Ramirez	100.00%	✓	
0180	Coastal Management	Scott Cross	100.00%	✓	
1180	County Clerk Collections	Kara Sands	100.00%	✓	
1160	County Clerk Fee Account	Kara Sands	100.00%	✓	
1170	County Clerk Treasury	Kara Sands	100.00%	✓	
3700	County Sheriff - Bond Account	John Hooper	100.00%	✓	
3700	County Sheriff - Civil Account	John Hooper	100.00%	✓	
1324	County Sheriff - Inmate Benefit	John Hooper	100.00%	✓	
3720	County Sheriff - Inmate Trust Account	John Hooper	83.33%	✓	
1329	County Sheriff-Federal Narcotics	John Hooper	100.00%	✓	
3021	CountyClerk School Fund	Kara Sands	100.00%	✓	
3530	District Clerk- Child Support	Anne Lorentzen	16.67%	✓	
3530	District Clerk Fee Operating Account	Anne Lorentzen	0.00%	Late 29 days	
3530	District Clerk-Criminal Bond Registry	Anne Lorentzen	16.67%	Not received	August - 2020
3530	District Clerk-Invested Trust Accounts	Anne Lorentzen	16.67%	✓	
3530	District Clerk-Registry Accts.# 1 & 2	Anne Lorentzen	16.67%	✓	
0140	Fairgrounds Stadium	Edward Herrera	100.00%	✓	
1356	Hilltop Community Center	Edward Herrera	100.00%	✓	
3480	Juvenile Probation	Homer Flores	100.00%	✓	
0150	Law Library	Ida Garza	100.00%	✓	
3890	Medical Examiner	Dr. Ray Fernandez	100.00%	✓	
1370	Robstown & SanJuan Parks	Edward Herrera	100.00%	✓	
4190	Senior Community Services	Edward Herrera	100.00%	✓	
TAX ASSESSOR-COLLECTOR					
1200	Proration Account	Kevin Kieschnick	100.00%	✓	
1200	Monthly Collected Taxes	Kevin Kieschnick	100.00%	✓	
1200	Gen. Services Account	Kevin Kieschnick	100.00%	✓	
1200	Motor Vehicle Account (2)	Kevin Kieschnick	100.00%	✓	
1200	Property Tax Acct	Kevin Kieschnick	100.00%	✓	
1200	V I T Escrow	Kevin Kieschnick	100.00%	✓	
1200	IRP Funds	Kevin Kieschnick	100.00%	✓	



Nueces County
Summary of Revenue Reports
 For revenue reports received for December 2020



as of February 29, 2021

The monthly revenue reports have been received and proofed by the County Auditor's Office, where they are on file for inspection. The monthly revenue reports are respectfully presented to the Commissioners Court for approval, in accordance with LGC 114.002, 114.043, and 114.044. Reports are considered late after the 25th of the following month.

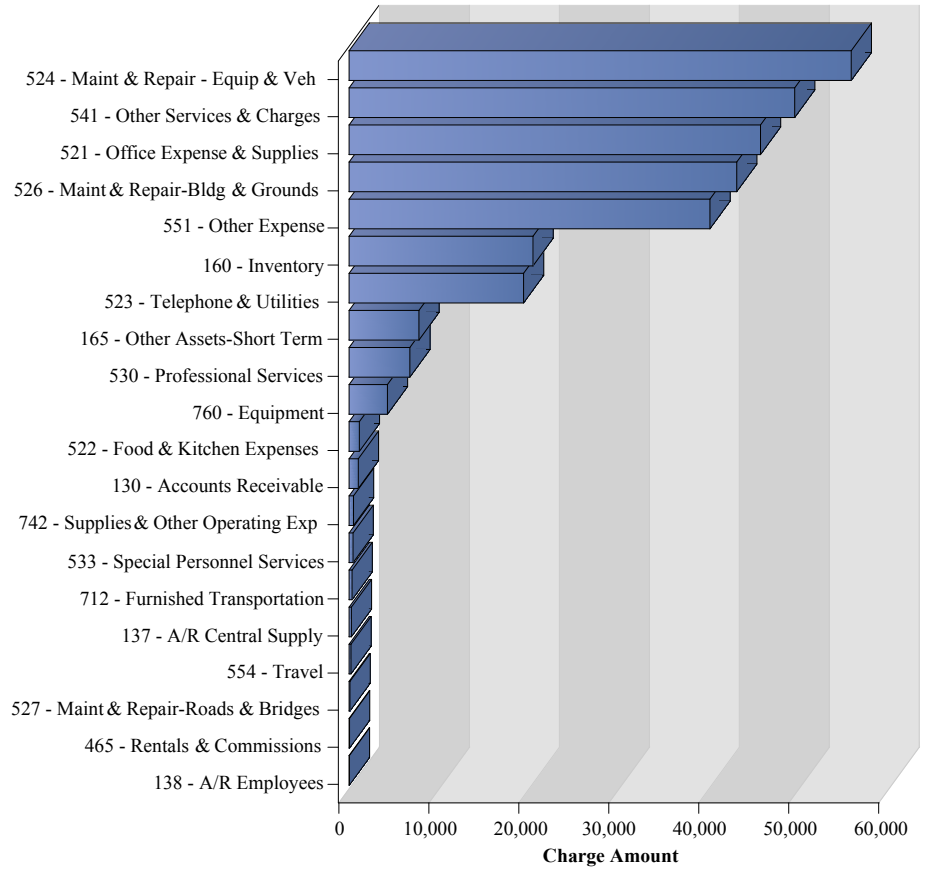
DEPT.			Last 6 months	Dec-20	
DEPT.				REPORT STATUS	LAST REPORT
<u>CODE</u>	<u>DEPARTMENT</u>	<u>DEPARTMENT HEAD</u>	<u>% Timely</u>	<u>✓ Received</u>	<u>SUBMITTED</u>
JUSTICES OF THE PEACE					
3600	Precinct 1, Place 1	Judge Joe Benavides	100.00%	✓	
3610	Precinct 1, Place 2	Judge Henry Santana	100.00%	✓	
3613	Precinct 1, Place 3	Judge Robert Balderas	100.00%	✓	
3621	Precinct 2, Place 1	Judge Jo Woosley	100.00%	✓	
3622	Precinct 2, Place 2	Judge Thelma Rodriguez	100.00%	✓	
3630	Precinct 3	Judge Larry Lawrence	100.00%	✓	
3640	Precinct 4	Judge Duncan Neblett, Jr.	100.00%	✓	
3650	Precinct 5-1	Judge Robert Gonzalez	100.00%	✓	
3655	Precinct 5-2	Judge Armando B. Gonzalez, Jr.	100.00%	✓	
CONSTABLES					
3810	Precinct 1	Robert M. Cisneros	100.00%	✓	
3820	Precinct 2	Michell Clark	100.00%	✓	
3830	Precinct 3	Jimmy Rivera	100.00%	✓	
3840	Precinct 4	Robert W. Sherwood	100.00%	✓	
3850	Precinct 5	Fred Flores III	100.00%	✓	

Procurement

(Unaudited)

Nueces County, Texas
PCard Transaction Totals by Budget Category
All Funds
December 2020

	Amount
524 - Maint & Repair - Equip & Veh	55,817
541 - Other Services & Charges	49,531
521 - Office Expense & Supplies	45,732
526 - Maint & Repair-Bldg & Grounds	43,090
551 - Other Expense	40,112
160 - Inventory	20,444
523 - Telephone & Utilities	19,395
165 - Other Assets-Short Term	7,761
530 - Professional Services	6,754
760 - Equipment	4,263
522 - Food & Kitchen Expenses	1,141
130 - Accounts Receivable	1,027
742 - Supplies & Other Operating Exp	492
533 - Special Personnel Services	442
712 - Furnished Transportation	335
137 - A/R Central Supply	255
554 - Travel	209
527 - Maint & Repair-Roads & Bridges	104
465 - Rentals & Commissions	50
138 - A/R Employees	34
Total	296,986



Nueces County, Texas
PCard Transaction Totals by Budget Category, Key Code
All Funds
December 2020

Budget Category	Key Code	Amount
524 - Maint & Repair - Equip & Veh	5249 - Car Repairs, Supplies & Srvc	24,592.33
	5252 - Heavy Motor Equip & Mach M&R	12,215.11
	5255 - Tools & Supplies	6,574.13
	5248 - Car Accessories	6,092.33
	5254 - Equip Maint. & Repairs	3,311.92
	5256 - PC Maintenance & Repairs	1,735.45
	5250 - Shop-Oil,Tires,Antifrz,Filters	679.51
	5258 - Radios & Camera Maint & Repair	457.20
	5247 - Car Wash & Cleaning Expense	159.00
	Total	55,816.98
541 - Other Services & Charges	5463 - Wearing Apparel Expenses	20,037.77
	5455 - Services - Other	9,046.97
	5449 - Burial/Cremation Expense	5,605.49
	5440 - Inmate General Supplies	3,643.09
	5444 - Law Enforcement Supplies	2,994.34
	5447 - Membrships,Dues,Certifications	2,838.27
	5435 - Equipment Rentals	1,894.22
	5417 - Employee Service Awards	1,056.50
	5438 - General Operating Supplies	703.91
	5424 - Books & Subscriptions Inventory	513.46
	5427 - Clinical & Hygienic Supplies	456.45
	5453 - Recreation Supplies	207.68
	5442 - Investigation Costs	178.00
	5942 - Notary & Other Bonds	175.17
	5433 - Educational & Demo Supplies	140.00
	5441 - Insurance Expense	31.98
	5437 - Fees & Permits	8.00
	Total	49,531.30
521 - Office Expense & Supplies	5211 - Office Expenses & Supplies	36,093.23
	5680 - Non Capital Outlay < \$5000	5,920.65
	5216 - Gulf Coast Mailing	2,413.90
	5218 - Books, Magzs & Subscriptions	654.23
	5217 - Postage & Fed Express	557.95
	5215 - Postage Equipment Rentals	76.00
	5213 - PC Software Programs	15.98
	Total	45,731.94
526 - Maint & Repair-Bldg & Grounds	5268 - Parts, Supplies & Misc	20,746.37
	5265 - Mechanical Systems Repairs	14,811.04

Nueces County, Texas
PCard Transaction Totals by Budget Category, Key Code
All Funds
December 2020

Budget Category	Key Code	Amount
526 - Maint & Repair-Bldg & Grounds	5261 - Buildings-Maintenance & Repair	6,225.29
	5264 - Landscape & Grounds M&R	731.41
	5262 - Janitorial & Misc Supplies	363.60
	5266 - Contract Services-Buildings	211.90
	Total	43,089.61
551 - Other Expense	5517 - Copiers/Print Shop Costs	40,094.93
	5515 - Contract Lease Pymts	16.64
	Total	40,111.57
160 - Inventory	1500 - Inventory - Supplies	20,444.14
	Total	20,444.14
523 - Telephone & Utilities	5237 - Utilities - Direct Clients	9,061.36
	5236 - InterNet Fees-T-1-ISDN	4,961.48
	5239 - Tipping & Dump Fees	3,441.97
	5238 - TXU Electric Assistance	1,092.55
	5231 - Telephone Utility Expense	823.38
	5229 - Content Streaming Services	14.06
	Total	19,394.80
165 - Other Assets-Short Term	1464 - Postage Prepaid Expenses	5,125.41
	1660 - Utility Pre-Payments PCard	2,635.57
	Total	7,760.98
530 - Professional Services	5302 - Education Registration Fees	4,864.75
	5311 - Software Srvc & Maintenance	1,875.29
	5304 - Prescription Drugs	7.45
	5318 - Lobbying Activities	6.95
	Total	6,754.44
760 - Equipment	7524 - Maintenance Agreement - Equip	4,262.58
	Total	4,262.58
522 - Food & Kitchen Expenses	5221 - Food & Edible Items	990.63
	5222 - Food for Animals	149.97
	Total	1,140.60
130 - Accounts Receivable	1472 - Charge Customer A/R	1,010.81
	1409 - A/R CREDIT CARDS	16.41
	Total	1,027.22
742 - Supplies & Other Operating Exp	7421 - Office Expense & Supplies	372.08
	7448 - Educational Supplies	119.89
	Total	491.97
533 - Special Personnel Services	5343 - Transcripts & Interpreters	442.40
	Total	442.40

Nueces County, Texas
PCard Transaction Totals by Budget Category, Key Code
All Funds
December 2020

Budget Category	Key Code	Amount
712 - Furnished Transportation	7126 - Misc Repairs, Parts & Supplies	287.07
	7122 - Tires & Tubes	24.95
	7127 - Motor Vehicle Passenger	22.50
	Total	334.52
137 - A/R Central Supply	1433 - A/R Global Spectrum	254.61
	Total	254.61
554 - Travel	5542 - Travel, Food & Lodging	209.28
	Total	209.28
527 - Maint & Repair-Roads & Bridges	5274 - Parts & Supplies	103.70
	Total	103.70
465 - Rentals & Commissions	4811 - Cmsn on Vending Machines	49.95
	Total	49.95
138 - A/R Employees	1418 - A/R - Employees	33.55
	Total	33.55
Total		296,986.14

Nueces County, Texas
PCard Transaction Totals by Budget Category, Key Code and Department
All Funds
December 2020

Budget Category	Key Code	Department	Amount	
524 - Maint & Repair - Equip & Veh	5249 - Car Repairs, Supplies & Srves	3700 - County Sheriff	5,631.27	
		4190 - Senior Community Services	4,848.65	
		0120 - Road & Bridge Fund	4,158.55	
		0170 - Inland Park Fund	3,598.85	
		3810 - Constable 1	2,157.46	
		3820 - Constable 2	1,112.80	
		0180 - Coastal Parks Department	998.64	
		3830 - Constable 3	840.89	
		0137 - Prct 2 Special Revenue Fund	504.42	
		3490 - Juvenile Detention	339.77	
		3520 - District Attorney	156.64	
		3850 - Constable 5	102.91	
		5220 - Environmental Enforcement	61.97	
		3480 - Juvenile Probation	43.90	
		3720 - Jail	20.00	
		2419 - Stonegarden	15.61	
			Total	24,592.33
		5252 - Heavy Motor Equip & Mach M&R	0120 - Road & Bridge Fund	11,457.61
			0180 - Coastal Parks Department	757.50
			Total	12,215.11
		5255 - Tools & Supplies	0120 - Road & Bridge Fund	3,735.23
			0170 - Inland Park Fund	1,358.96
			3092 - Vector Control	358.33
			1540 - Johnny S. Calderon Co. Bldg	315.37
			1590 - Hilltop Facility	286.58
			1570 - Building Superintendent	202.76
			0121 - Engineering	143.53
			3720 - Jail	109.99
			1600 - Precinct III Yard Buildings	34.94
			1740 - McKenzie Jail Annex	28.44
			Total	6,574.13
		5248 - Car Accessories	3700 - County Sheriff	3,257.87
			3840 - Constable 4	694.69
			3830 - Constable 3	688.96
			3810 - Constable 1	552.69
			3820 - Constable 2	552.69
			0120 - Road & Bridge Fund	345.43
			Total	6,092.33

Nueces County, Texas
PCard Transaction Totals by Budget Category, Key Code and Department
All Funds
December 2020

Budget Category	Key Code	Department	Amount
524 - Maint & Repair - Equip & Veh	5254 - Equip Maint. & Repairs	0120 - Road & Bridge Fund	2,453.20
		0170 - Inland Park Fund	491.79
		3820 - Constable 2	183.00
		1570 - Building Superintendent	112.87
		1400 - General Repairs - Building	46.28
		3092 - Vector Control	24.78
		Total	3,311.92
	5256 - PC Maintenance & Repairs	1240 - Information Technology	1,421.76
		3492 - Juvenile Justice Post-Adjudica	273.70
		0370 - Metropolitan Planning Org	39.99
	Total	1,735.45	
	5250 - Shop-Oil,Tires,Antifrz,Filters	0120 - Road & Bridge Fund	568.12
		3720 - Jail	95.16
		1190 - County Clerk Elections	16.23
		Total	679.51
	5258 - Radios & Camera Maint & Repair	0120 - Road & Bridge Fund	319.20
		3820 - Constable 2	138.00
		Total	457.20
	5247 - Car Wash & Cleaning Expense	3810 - Constable 1	75.00
		3850 - Constable 5	71.00
		6210 - Family & Consumer Sciences	13.00
		Total	159.00
	Total		55,816.98
541 - Other Services & Charges	5463 - Wearing Apparel Expenses	1351 - Children's Christmas Appeal	14,890.80
		5107 - Fire Marshal	4,561.18
		3850 - Constable 5	323.97
		5105 - Emergency Management	261.82
		Total	20,037.77
	5455 - Services - Other	4130 - Children Protective Services	7,600.00
		0180 - Coastal Parks Department	823.68
		0170 - Inland Park Fund	433.00
		0120 - Road & Bridge Fund	125.00
		2821 - TJJD-A STATE AID	65.29
	Total	9,046.97	
	5449 - Burial/Cremation Expense	4120 - Direct Social Services	3,565.49
		2171 - Tx Vet Comm Vet Asst	2,040.00
		Total	5,605.49
	5440 - Inmate General Supplies	3720 - Jail	3,633.33

Nueces County, Texas
PCard Transaction Totals by Budget Category, Key Code and Department
All Funds
December 2020

Budget Category	Key Code	Department	Amount
541 - Other Services & Charges	5440 - Inmate General Supplies	3492 - Juvenile Justice Post-Adjudica	9.76
		Total	3,643.09
	5444 - Law Enforcement Supplies	3850 - Constable 5	951.99
		3700 - County Sheriff	821.81
		3840 - Constable 4	488.93
		1335 - State Awrded Cstb 5	346.00
		3720 - Jail	343.50
		0135 - Federal/IRS Forfeitures-DA	42.11
		Total	2,994.34
	5447 - Membrships,Dues,Certifications	1250 - County Auditor	1,305.00
		1125 - Risk Management	500.00
		0121 - Engineering	305.00
		3850 - Constable 5	148.27
		6110 - Agricultural Extension	143.00
		5200 - 911 Program	142.00
		3490 - Juvenile Detention	120.00
		3520 - District Attorney	100.00
		1270 - County Purchasing	75.00
	Total	2,838.27	
	5435 - Equipment Rentals	1570 - Building Superintendent	938.22
		0180 - Coastal Parks Department	782.00
		1520 - Bishop Building	174.00
		Total	1,894.22
	5417 - Employee Service Awards	1329 - Fed Awrded Sheriff	997.50
		0135 - Federal/IRS Forfeitures-DA	59.00
		Total	1,056.50
	5438 - General Operating Supplies	3092 - Vector Control	615.96
		5330 - Nueces County Animal Services	79.95
		3820 - Constable 2	8.00
		Total	703.91
	5424 - Books & Subsrptions Inventory	6310 - County Library	353.96
		3700 - County Sheriff	159.50
Total		513.46	
5427 - Clinical & Hygienic Supplies	5330 - Nueces County Animal Services	456.45	
	Total	456.45	
5453 - Recreation Supplies	3492 - Juvenile Justice Post-Adjudica	207.68	
	Total	207.68	
5442 - Investigation Costs	3520 - District Attorney	178.00	

Nueces County, Texas
PCard Transaction Totals by Budget Category, Key Code and Department
All Funds
December 2020

			Amount
Budget Category	Key Code	Department	
541 - Other Services & Charges	5442 - Investigation Costs	Total	178.00
	5942 - Notary & Other Bonds	1130 - County Attorney	175.17
		Total	175.17
	5433 - Educational & Demo Supplies	6310 - County Library	140.00
		Total	140.00
	5441 - Insurance Expense	1190 - County Clerk Elections	31.98
		Total	31.98
5437 - Fees & Permits	0160 - Airport Fund Administration	8.00	
	Total	8.00	
Total			49,531.30
521 - Office Expense & Supplies	5211 - Office Expenses & Supplies	3720 - Jail	14,603.79
		3075 - Contract Elections	2,613.41
		1190 - County Clerk Elections	2,243.45
		3530 - District Clerk	2,019.75
		3520 - District Attorney	2,012.94
		0170 - Inland Park Fund	1,608.70
		6310 - County Library	925.87
		0180 - Coastal Parks Department	855.87
		1250 - County Auditor	734.30
		3492 - Juvenile Justice Post-Adjudica	701.51
		5105 - Emergency Management	604.94
		0137 - Prct 2 Special Revenue Fund	543.85
		1122 - Grants Administration	462.76
		3700 - County Sheriff	432.32
		3480 - Juvenile Probation	418.67
		3613 - Justice of the Peace 1-3	418.45
		4110 - Social Services-Administration	359.34
		3490 - Juvenile Detention	349.51
		3150 - County Court at Law 5	346.39
		5330 - Nueces County Animal Services	320.00
		1200 - Tax Assessor - Collector	311.14
		1545 - Keach Library Building	302.00
3710 - ID Jail Division	293.58		
3200 - Legal Aid	290.46		
2191 - Felony Domestic Violence Court	263.98		
1389 - Nueces County Dev Commission	254.74		
3250 - Magistrate/ DWI Drug Court	250.80		
0121 - Engineering	202.61		

Nueces County, Texas
PCard Transaction Totals by Budget Category, Key Code and Department
All Funds
December 2020

Budget Category	Key Code	Department	Amount
521 - Office Expense & Supplies	5211 - Office Expenses & Supplies	5107 - Fire Marshal	159.99
		3830 - Constable 3	138.72
		3810 - Constable 1	130.17
		1160 - County Clerk	121.18
		1270 - County Purchasing	112.37
		3350 - 148th District Court	92.51
		3360 - 214th District Court	90.07
		1402 - Library Board	86.13
		3890 - Medical Examiner	83.67
		1130 - County Attorney	73.90
		1570 - Building Superintendent	60.97
		1120 - County Judge	46.00
		3092 - Vector Control	39.99
		2440 - AgriLife Ext-Hog Abatement Prg	28.99
		1121 - CCMGT Support	25.90
		1470 - Records Management Department	22.00
		3370 - 319th District Court	17.99
		0120 - Road & Bridge Fund	17.55
		Total	36,093.23
		5680 - Non Capital Outlay < \$5000	0104 - Disaster Recovery
	0170 - Inland Park Fund		1,563.65
	2821 - TJJJ-A STATE AID		593.78
	1240 - Information Technology		385.52
	0137 - Prct 2 Special Revenue Fund		165.20
	3700 - County Sheriff		165.20
	1921 - 2016 Certificate of Obligation		135.42
	1900 - Capital Outlay		-47.46
	Total		5,920.65
	5216 - Gulf Coast Mailing	3075 - Contract Elections	868.00
		1200 - Tax Assessor - Collector	865.48
		3520 - District Attorney	359.34
		3530 - District Clerk	106.92
		1170 - County Clerk Treasury	86.64
		1160 - County Clerk	27.04
		1180 - Co Clerk Collections	16.44
		3300 - Court Administration	14.76
		3700 - County Sheriff	13.72
		1190 - County Clerk Elections	12.48

Nueces County, Texas
PCard Transaction Totals by Budget Category, Key Code and Department
All Funds
December 2020

Budget Category	Key Code	Department	Amount	
521 - Office Expense & Supplies	5216 - Gulf Coast Mailing	3480 - Juvenile Probation	10.80	
		3610 - Justice of the Peace 1-2	8.40	
		1250 - County Auditor	5.60	
		3370 - 319th District Court	3.44	
		3150 - County Court at Law 5	3.28	
		3810 - Constable 1	2.88	
		3600 - Justice of the Peace 1-1	2.08	
		1245 - Human Resources	1.60	
		3340 - 117th District Court	1.52	
		4110 - Social Services-Administration	1.28	
		1130 - County Attorney	0.80	
		1490 - CSCD Cook Building	0.68	
		0120 - Road & Bridge Fund	0.24	
		3360 - 214th District Court	0.16	
		1125 - Risk Management	0.12	
		1270 - County Purchasing	0.12	
		3310 - 28th District Court	0.08	
	Total	2,413.90		
	5218 - Books, Magzs & Subscriptions		3520 - District Attorney	559.09
			6110 - Agricultural Extension	56.28
			3492 - Juvenile Justice Post-Adjudica	26.08
			1130 - County Attorney	12.78
			Total	654.23
	5217 - Postage & Fed Express		3630 - Justice of the Peace 3	312.00
			1122 - Grants Administration	89.41
			1130 - County Attorney	71.15
			0180 - Coastal Parks Department	44.95
0120 - Road & Bridge Fund			40.44	
Total			557.95	
5215 - Postage Equipment Rentals		3840 - Constable 4	76.00	
		Total	76.00	
5213 - PC Software Programs		1130 - County Attorney	15.98	
		Total	15.98	
Total			45,731.94	
526 - Maint & Repair-Bldg & Grounds	5268 - Parts, Supplies & Misc	1570 - Building Superintendent	8,965.79	
		0180 - Coastal Parks Department	6,801.90	
		0170 - Inland Park Fund	2,032.86	
		0104 - Disaster Recovery	1,355.20	

Nueces County, Texas
PCard Transaction Totals by Budget Category, Key Code and Department
All Funds
December 2020

Budget Category	Key Code	Department	Amount
526 - Maint & Repair-Bldg & Grounds	5268 - Parts, Supplies & Misc	3490 - Juvenile Detention	457.98
		1590 - Hilltop Facility	443.44
		3492 - Juvenile Justice Post-Adjudica	255.61
		0120 - Road & Bridge Fund	146.95
		0137 - Prct 2 Special Revenue Fund	98.00
		3480 - Juvenile Probation	95.54
		3720 - Jail	93.10
		Total	20,746.37
	5265 - Mechanical Systems Repairs	1570 - Building Superintendent	12,567.07
		0140 - County Stadium	1,845.87
		0170 - Inland Park Fund	294.35
		1590 - Hilltop Facility	103.75
		Total	14,811.04
	5261 - Buildings-Maintenance & Repair	1570 - Building Superintendent	2,700.49
		2111 - RoutineAirportMaintProg	1,631.50
		0104 - Disaster Recovery	1,365.00
		0180 - Coastal Parks Department	282.23
		1240 - Information Technology	246.07
		Total	6,225.29
	5264 - Landscape & Grounds M&R	1570 - Building Superintendent	702.71
		1590 - Hilltop Facility	28.70
		Total	731.41
	5262 - Janitorial & Misc Supplies	3720 - Jail	363.60
		Total	363.60
	5266 - Contract Services-Buildings	0170 - Inland Park Fund	164.40
		0160 - Airport Fund Administration	37.50
0120 - Road & Bridge Fund		10.00	
Total		211.90	
Total		43,089.61	
551 - Other Expense	5517 - Copiers/Print Shop Costs	3720 - Jail	4,435.36
		3520 - District Attorney	3,422.83
		3530 - District Clerk	3,229.61
		3700 - County Sheriff	1,975.99
		3480 - Juvenile Probation	1,549.13
		1200 - Tax Assessor - Collector	1,443.58
		1250 - County Auditor	1,309.54
		1490 - CSCD Cook Building	1,168.87
		3490 - Juvenile Detention	1,016.61

Nueces County, Texas
PCard Transaction Totals by Budget Category, Key Code and Department
All Funds
December 2020

Budget Category	Key Code	Department	Amount
551 - Other Expense	5517 - Copiers/Print Shop Costs	1130 - County Attorney	900.86
		4110 - Social Services-Administration	792.21
		0120 - Road & Bridge Fund	759.70
		1160 - County Clerk	708.74
		0180 - Coastal Parks Department	705.61
		1285 - General Administration	659.72
		3250 - Magistrate/ DWI Drug Court	659.21
		6310 - County Library	629.02
		3640 - Justice of the Peace 4	574.19
		1121 - CCMGT Support	555.68
		3150 - County Court at Law 5	502.39
		4190 - Senior Community Services	479.55
		6110 - Agricultural Extension	469.65
		6210 - Family & Consumer Sciences	469.64
		1245 - Human Resources	430.35
		3890 - Medical Examiner	424.71
		3600 - Justice of the Peace 1-1	392.95
		1270 - County Purchasing	382.12
		3120 - County Court at Law 2	371.03
		3130 - County Court at Law 3	371.02
		1170 - County Clerk Treasury	350.45
		1180 - Co Clerk Collections	350.43
		3622 - Justice of the Peace 2-2	346.67
		3320 - 94th District Court	327.81
		3340 - 117th District Court	327.80
		3850 - Constable 5	316.09
		3710 - ID Jail Division	309.17
		3370 - 319th District Court	305.71
		3380 - 347th District Court	305.70
		3621 - Justice of the Peace 2-1	299.65
		3610 - Justice of the Peace 1-2	297.79
		3310 - 28th District Court	297.40
3330 - 105th District Court	296.02		
3110 - County Court at Law 1	290.90		
3140 - County Court at Law 4	290.90		
0150 - Law Library Fund	271.54		
1470 - Records Management Department	266.83		
1315 - County Clerk Records Mgmt	265.64		

Nueces County, Texas
PCard Transaction Totals by Budget Category, Key Code and Department
All Funds
December 2020

Budget Category	Key Code	Department	Amount
551 - Other Expense	5517 - Copiers/Print Shop Costs	3510 - District Clerk-Jury Admin	263.85
		3492 - Juvenile Justice Post-Adjudica	260.52
		1125 - Risk Management	250.10
		3350 - 148th District Court	228.83
		3360 - 214th District Court	228.83
		1570 - Building Superintendent	223.25
		3300 - Court Administration	223.10
		1122 - Grants Administration	211.00
		3810 - Constable 1	193.92
		3820 - Constable 2	180.32
		3830 - Constable 3	176.62
		1275 - Veterans' Service	174.75
		3613 - Justice of the Peace 1-3	170.96
		3630 - Justice of the Peace 3	167.22
		3650 - Justice of the Peace 5-1	162.60
		0160 - Airport Fund Administration	124.93
		3840 - Constable 4	118.06
		4195 - Hilltop Community Services	118.06
		0170 - Inland Park Fund	113.16
		5330 - Nueces County Animal Services	113.16
	3655 - Justice of the Peace 5-2	85.32	
		Total	40,094.93
		5515 - Contract Lease Pymts	0370 - Metropolitan Planning Org
		Total	16.64
	Total		40,111.57
160 - Inventory	1500 - Inventory - Supplies	1270 - County Purchasing	20,167.43
		3075 - Contract Elections	276.71
		Total	20,444.14
	Total		20,444.14
523 - Telephone & Utilities	5237 - Utilities - Direct Clients	4120 - Direct Social Services	3,828.30
		2132 - EFSP CARES-COVID19	2,948.04
		2171 - Tx Vet Comm Vet Asst	1,543.53
		2160 - Emergency Food and Shelter Prg	741.49
		Total	9,061.36
	5236 - InterNet Fees-T-1-ISDN	1240 - Information Technology	3,553.71
		1770 - Sr Community Services Bldgs.	346.74
		1329 - Fed Awrdded Sheriff	326.92
	5105 - Emergency Management	151.62	

Nueces County, Texas
PCard Transaction Totals by Budget Category, Key Code and Department
All Funds
December 2020

Budget Category	Key Code	Department	Amount
523 - Telephone & Utilities	5236 - InterNet Fees-T-1-ISDN	1460 - Robert N. Barnes Juv. Facility	132.72
		6210 - Family & Consumer Sciences	122.61
		0370 - Metropolitan Planning Org	115.58
		1780 - David Berlanga,Sr. Bldg	115.58
		3700 - County Sheriff	96.00
		Total	4,961.48
	5239 - Tipping & Dump Fees	0120 - Road & Bridge Fund	2,637.35
		0170 - Inland Park Fund	416.00
		1570 - Building Superintendent	232.62
		0160 - Airport Fund Administration	78.00
		1470 - Records Management Department	78.00
		Total	3,441.97
	5238 - TXU Electric Assistance	1350 - CBCF/TXU	1,092.55
		Total	1,092.55
	5231 - Telephone Utility Expense	0370 - Metropolitan Planning Org	285.54
		1545 - Keach Library Building	201.06
		1540 - Johnny S. Calderon Co. Bldg	129.64
		1520 - Bishop Building	95.62
		1760 - Robstown Community Building	67.55
		1510 - Agua Dulce Building	43.97
		Total	823.38
	5229 - Content Streaming Services	3480 - Juvenile Probation	14.06
		Total	14.06
Total			19,394.80
165 - Other Assets-Short Term	1464 - Postage Prepaid Expenses	1270 - County Purchasing	5,125.41
		Total	5,125.41
	1660 - Utility Pre-Payments PCard	0140 - County Stadium	1,592.46
		0160 - Airport Fund Administration	425.81
		0110 - General Fund Administration	405.66
		0170 - Inland Park Fund	211.64
	Total	2,635.57	
Total			7,760.98
530 - Professional Services	5302 - Education Registration Fees	3480 - Juvenile Probation	1,250.00
		3492 - Juvenile Justice Post-Adjudica	1,250.00
		3520 - District Attorney	843.75
		1250 - County Auditor	599.00
		0370 - Metropolitan Planning Org	485.00
		3092 - Vector Control	300.00

Nueces County, Texas
PCard Transaction Totals by Budget Category, Key Code and Department
All Funds
December 2020

Budget Category	Key Code	Department	Amount
530 - Professional Services	5302 - Education Registration Fees	3700 - County Sheriff	117.00
		0121 - Engineering	20.00
		Total	4,864.75
	5311 - Software Srvc & Maintenance	1250 - County Auditor	1,738.23
		3520 - District Attorney	89.94
		3490 - Juvenile Detention	31.97
		0370 - Metropolitan Planning Org	15.15
		Total	1,875.29
	5304 - Prescription Drugs	3490 - Juvenile Detention	7.45
		Total	7.45
	5318 - Lobbying Activities	1130 - County Attorney	6.95
		Total	6.95
	Total		6,754.44
760 - Equipment	7524 - Maintenance Agreement - Equip	0440 - Substance Abuse Treatment	2,582.15
		0402 - CSCD	1,101.24
		0410 - CCP Pre-Trial Services	579.19
		Total	4,262.58
	Total	4,262.58	
522 - Food & Kitchen Expenses	5221 - Food & Edible Items	2821 - TJJD-A STATE AID	610.00
		1285 - General Administration	233.91
		1190 - County Clerk Elections	85.46
		2171 - Tx Vet Comm Vet Asst	47.28
		3492 - Juvenile Justice Post-Adjudica	13.98
		Total	990.63
	5222 - Food for Animals	1330 - State Awrded Sheriff	149.97
		Total	149.97
Total		1,140.60	
130 - Accounts Receivable	1472 - Charge Customer A/R	3492 - Juvenile Justice Post-Adjudica	1,010.81
		Total	1,010.81
	1409 - A/R CREDIT CARDS	3492 - Juvenile Justice Post-Adjudica	16.41
		Total	16.41
Total		1,027.22	
742 - Supplies & Other Operating Exp	7421 - Office Expense & Supplies	0402 - CSCD	311.83
		0412 - Comm Service Restitution(CSR)	57.25
		0440 - Substance Abuse Treatment	3.00
		Total	372.08
	7448 - Educational Supplies	0440 - Substance Abuse Treatment	119.89
		Total	119.89

Nueces County, Texas
PCard Transaction Totals by Budget Category, Key Code and Department
All Funds
December 2020

Budget Category	Key Code	Department	Amount
742 - Supplies & Other Operating Exp	Total		491.97
533 - Special Personnel Services	5343 - Transcripts & Interpreters	3300 - Court Administration	442.40
		Total	442.40
	Total		442.40
712 - Furnished Transportation	7126 - Misc Repairs, Parts & Supplies	0410 - CCP Pre-Trial Services	287.07
		Total	287.07
	7122 - Tires & Tubes	0410 - CCP Pre-Trial Services	24.95
		Total	24.95
	7127 - Motor Vehicle Passenger	0440 - Substance Abuse Treatment	22.50
		Total	22.50
	Total		334.52
137 - A/R Central Supply	1433 - A/R Global Spectrum	0141 - Fairgrounds and Showbarn	254.61
		Total	254.61
	Total		254.61
554 - Travel	5542 - Travel, Food & Lodging	3830 - Constable 3	209.28
		Total	209.28
	Total		209.28
527 - Maint & Repair-Roads & Bridges	5274 - Parts & Supplies	0120 - Road & Bridge Fund	103.70
		Total	103.70
	Total		103.70
465 - Rentals & Commissions	4811 - Cmsn on Vending Machines	3700 - County Sheriff	49.95
		Total	49.95
	Total		49.95
138 - A/R Employees	1418 - A/R - Employees	1030 - County Commissioner Prec 3	33.55
		Total	33.55
	Total		33.55
Total			296,986.14

Nueces County
Transaction Totals by Department Average
Statement Date(s): 12/28/2020

Merchant	Amount	Department	Card Holder Name	Average Transaction per Dept	Average Transaction per Cardholder
FINANCIAL SERVICES	22,978.80	1250	LARIOZ, CONSUELO PEREZ	3,594.21	11,756.51
GULF COAST MAILING SERV	2,413.90	1250	LARIOZ, CONSUELO PEREZ	3,594.21	11,756.51
RICOH USA INC	21,633.32	1250	LARIOZ, CONSUELO PEREZ	3,594.21	11,756.51
GOVERNMENT FINANCE OFFIC	1,305.00	1250	ROBINSON, SABRA HALL	3,594.21	952.00
WWW.COMPLIANCE4ALL.COM	599.00	1250	ROBINSON, SABRA HALL	3,594.21	952.00
CTS FRONTIER ONLINEPAY	609.26	1250	GONZALEZ, FRANCISCA YESENIA SA	3,594.21	553.67
DROPBOX 37DF558FQ9PP	1,023.36	1250	GONZALEZ, FRANCISCA YESENIA SA	3,594.21	553.67
INTUIT QUICKBOOKS	714.87	1250	GONZALEZ, FRANCISCA YESENIA SA	3,594.21	553.67
NUECES COUNTY WCID 3	2,635.57	1250	GONZALEZ, FRANCISCA YESENIA SA	3,594.21	553.67
MG BUILDING CORPUS CHRIS	504.42	1020	GONZALEZ, JOE A	504.42	504.42
AMAZON.COM 2V2DE6BG3	66.24	3700	MARTINEZ, CYNTHIA LAURA	449.13	856.35
GOODYEAR A.S.C. #4738	1,505.30	3700	MARTINEZ, CYNTHIA LAURA	449.13	856.35
PAYPAL MYMICHELLEG	997.50	3700	MARTINEZ, CYNTHIA LAURA	449.13	856.35
BEST BUY 00002352	509.97	3700	ARANDA, JUAN JOSE	449.13	714.73
DAILY WELLS COMMUNICATIO	114.50	3700	ARANDA, JUAN JOSE	449.13	714.73
DTV DIRECTV SERVICE	244.57	3700	ARANDA, JUAN JOSE	449.13	714.73
GULF COAST PAPER COMPANY-	5,563.56	3700	ARANDA, JUAN JOSE	449.13	714.73
AMERICAN RED CROSS	117.00	3700	WILLOUGHBY III, WILLIAM F	449.13	659.66
BROOKS TIRE INC	20.00	3700	WILLOUGHBY III, WILLIAM F	449.13	659.66
CC DISTRIBUTORS	363.60	3700	WILLOUGHBY III, WILLIAM F	449.13	659.66
DAILY WELLS COMMUNICATIO	611.20	3700	WILLOUGHBY III, WILLIAM F	449.13	659.66
GRAINGER	93.10	3700	WILLOUGHBY III, WILLIAM F	449.13	659.66
GULF COAST PAPER COMPANY-	7,633.63	3700	WILLOUGHBY III, WILLIAM F	449.13	659.66
ICS JAIL SUPPLIES	3,035.40	3700	WILLOUGHBY III, WILLIAM F	449.13	659.66
ANNAVILLE MUFFLER AND	872.36	3700	GONZALES, RUDY GUZMAN	449.13	631.61
CERTIFIED COLLISION WORKS	933.50	3700	GONZALES, RUDY GUZMAN	449.13	631.61
PETSMART # 0196	88.98	3700	GONZALES, RUDY GUZMAN	449.13	631.61
ANNAVILLE MUFFLER AND	913.94	3700	MARTINEZ JR, ROLANDO	449.13	397.43
GOODYEAR TIRE #4739	660.16	3700	MARTINEZ JR, ROLANDO	449.13	397.43
O'REILLY AUTO PARTS 445	15.61	3700	MARTINEZ JR, ROLANDO	449.13	397.43

Nueces County
Transaction Totals by Department Average
Statement Date(s): 12/28/2020

Merchant	Amount	Department	Card Holder Name	Average Transaction per Dept	Average Transaction per Cardholder
EVINS GLASS SERVICE INC	248.80	3700	ROCHA, JANIE MARIE	449.13	248.80
DAILY WELLS COMMUNICATIO	290.00	3700	ACEVEDO, FELIX R	449.13	186.67
FAR BEYOND TINT AND ALARM	270.00	3700	ACEVEDO, FELIX R	449.13	186.67
GALVANS PAINT AND BODY LL	0.00	3700	LORBERAU, DANIEL SCOTT	449.13	135.99
WEST MARINE #1308	407.96	3700	LORBERAU, DANIEL SCOTT	449.13	135.99
C.C. BATTERY COMPANY	253.00	3700	GARZA JR, ROBERTO D	449.13	135.50
O'REILLY AUTO PARTS 1441	17.99	3700	GARZA JR, ROBERTO D	449.13	135.50
BOB'S CITY GARAGE	208.31	3700	REVIS, TIMOTHY K	449.13	107.66
SINISTER	7.00	3700	REVIS, TIMOTHY K	449.13	107.66
BOB'S CITY GARAGE	104.07	3700	KING, MARILYN J	449.13	104.07
ARNOLD OIL COMPANY	95.16	3700	RODRIGUEZ, NATIVIDAD	449.13	102.58
INTERSTATE BATTERIES	109.99	3700	RODRIGUEZ, NATIVIDAD	449.13	102.58
BOB BARKER COMPANY INC	87.96	3700	BOLTZ, PATRICIA	449.13	91.98
FLEET MANAGEMENT SOLUTNS	96.00	3700	BOLTZ, PATRICIA	449.13	91.98
DTV DIRECTV SERVICE	82.35	3700	GALVAN, JOHN A	449.13	82.35
BLUE360 MEDIA LLC	159.50	3700	CALZADA, ALLON	449.13	63.72
CORPUS CHRISTI ELECTRIC	14.65	3700	CALZADA, ALLON	449.13	63.72
DAILY WELLS COMMUNICATIO	17.00	3700	CALZADA, ALLON	449.13	63.72
PETSMART # 0196	60.99	3700	GARCIA, LAURA N	449.13	60.99
MIDAS 5266	7.00	3700	ROSENBAUM, SYLVIA A	449.13	28.48
WM SUPERCENTER #470	49.95	3700	ROSENBAUM, SYLVIA A	449.13	28.48
MASTERWORD	442.40	3300	ROBERTS, MARILEE LISEC	442.40	442.40
AMERICAN SOLUTIONS4 BUS	2,827.35	1160	MUNGUIA, DIANA	400.93	596.92
CANVA 02910-12691724	31.98	1160	MUNGUIA, DIANA	400.93	596.92
THE HOME DEPOT #6584	125.25	1160	MUNGUIA, DIANA	400.93	596.92
AMZN MKTP US 6L0SY75Z3	121.18	1160	CRUZ, EMMA	400.93	103.32
LITTLE CAESARS 722	85.46	1160	CRUZ, EMMA	400.93	103.32
O'REILLY AUTO PARTS 1687	16.23	1160	HART, DENNIS KEITH	400.93	16.23
PITNEY BOWES PI	5,125.41	1270	ROBINSON, MICHAEL R	382.75	742.92
WWW.TXPPA.ORG	75.00	1270	ROBINSON, MICHAEL R	382.75	742.92
GATEWAY PRINTING & OFFICE	536.44	1270	MALDONADO JR, JOHNNY J	382.75	536.44
A&W OFFICE SUPPLY	1,124.33	1270	CLARK, JAMYE	382.75	394.93
AMAZON.COM 4H3HX96H3 AMZN	114.00	1270	CLARK, JAMYE	382.75	394.93
AMAZON.COM 5V5JX4DP3 AMZN	19.48	1270	CLARK, JAMYE	382.75	394.93
AMAZON.COM 8R5IT9XK3 AMZN	29.74	1270	CLARK, JAMYE	382.75	394.93
AMAZON.COM GU7JO4A23	110.66	1270	CLARK, JAMYE	382.75	394.93
AMERICAN SOLUTIONS4 BUS	6,286.53	1270	CLARK, JAMYE	382.75	394.93
AMZN MKTP US 0L70A0Q33	68.75	1270	CLARK, JAMYE	382.75	394.93
AMZN MKTP US 6T6JY92R3	92.51	1270	CLARK, JAMYE	382.75	394.93

Nueces County
Transaction Totals by Department Average
Statement Date(s): 12/28/2020

Merchant	Amount	Department	Card Holder Name	Average Transaction per Dept	Average Transaction per Cardholder
AMZN MKTP US A776862D3	320.00	1270	CLARK, JAMYE	382.75	394.93
AMZN MKTP US BH4MJ1J83	30.85	1270	CLARK, JAMYE	382.75	394.93
AMZN MKTP US D639F9RN3	50.25	1270	CLARK, JAMYE	382.75	394.93
AMZN MKTP US H91ET4KD3	67.47	1270	CLARK, JAMYE	382.75	394.93
AMZN MKTP US I30592U73	46.00	1270	CLARK, JAMYE	382.75	394.93
AMZN MKTP US JA6AP6JY3	148.85	1270	CLARK, JAMYE	382.75	394.93
AMZN MKTP US LG7ZX6SK3	220.44	1270	CLARK, JAMYE	382.75	394.93
AMZN MKTP US MB7I40F13	107.50	1270	CLARK, JAMYE	382.75	394.93
AMZN MKTP US R58TK1QA3	389.95	1270	CLARK, JAMYE	382.75	394.93
AMZN MKTP US TJ7NG8833	42.78	1270	CLARK, JAMYE	382.75	394.93
AMZN MKTP US VI83G01A3	399.58	1270	CLARK, JAMYE	382.75	394.93
CARROT TOP INDUSTRIES	365.23	1270	CLARK, JAMYE	382.75	394.93
CC DISTRIBUTORS	1,149.60	1270	CLARK, JAMYE	382.75	394.93
CC STAMP WORKS INC	1,164.70	1270	CLARK, JAMYE	382.75	394.93
CDW GOVT #5343316	135.42	1270	CLARK, JAMYE	382.75	394.93
CDW GOVT #5350479	1,051.28	1270	CLARK, JAMYE	382.75	394.93
COASTAL OFFICE SOLUTIONS	2,047.78	1270	CLARK, JAMYE	382.75	394.93
DMI DELL HIGHER EDUC	44.37	1270	CLARK, JAMYE	382.75	394.93
GALLS	124.77	1270	CLARK, JAMYE	382.75	394.93
GATEWAY PRINTING & OFFICE	14,138.47	1270	CLARK, JAMYE	382.75	394.93
GULF COAST PAPER COMPANY-	6,061.08	1270	CLARK, JAMYE	382.75	394.93
ITD PRINT SOLUTIONS	255.00	1270	CLARK, JAMYE	382.75	394.93
MY BINDING COM	92.11	1270	CLARK, JAMYE	382.75	394.93
NNA SERVICES LLC	175.17	1270	CLARK, JAMYE	382.75	394.93
OFFICE DEPOT #1079	17.99	1270	CLARK, JAMYE	382.75	394.93
OFFICE DEPOT #1127	54.99	1270	CLARK, JAMYE	382.75	394.93
POSTNET (TX162)	123.60	1270	CLARK, JAMYE	382.75	394.93
SHI SMARTPRACT#1875365	38.00	1270	CLARK, JAMYE	382.75	394.93
WALMART.COM AY	19.42	1270	CLARK, JAMYE	382.75	394.93
AMAZON.COM HJ70J2473	106.67	1270	RAMIREZ, ROMEO ANTHONY	382.75	342.96
AMAZON.COM XM8MC7ZH3 AMZN	59.75	1270	RAMIREZ, ROMEO ANTHONY	382.75	342.96
AMZN MKTP US	-730.68	1270	RAMIREZ, ROMEO ANTHONY	382.75	342.96
AMZN MKTP US I1N8BY8QA3	59.70	1270	RAMIREZ, ROMEO ANTHONY	382.75	342.96
AMZN MKTP US 7B0FT2613	1,377.00	1270	RAMIREZ, ROMEO ANTHONY	382.75	342.96
AMZN MKTP US Z38S34BT3	15.28	1270	RAMIREZ, ROMEO ANTHONY	382.75	342.96
CARROT TOP INDUSTRIES	99.00	1270	RAMIREZ, ROMEO ANTHONY	382.75	342.96

Nueces County
Transaction Totals by Department Average
Statement Date(s): 12/28/2020

Merchant	Amount	Department	Card Holder Name	Average Transaction per Dept	Average Transaction per Cardholder
CC DISTRIBUTORS	1,563.65	1270	RAMIREZ, ROMEO ANTHONY	382.75	342.96
CDW GOVT #1570-5211	39.99	1270	RAMIREZ, ROMEO ANTHONY	382.75	342.96
CDW GOVT #1900	331.01	1270	RAMIREZ, ROMEO ANTHONY	382.75	342.96
CDW GOVT #3700 0137	330.40	1270	RAMIREZ, ROMEO ANTHONY	382.75	342.96
DAILY WELLS COMMUNICATIO	5,086.74	1270	RAMIREZ, ROMEO ANTHONY	382.75	342.96
DISPLAYS2GO	2,203.10	1270	RAMIREZ, ROMEO ANTHONY	382.75	342.96
DMI DELL HIGHER EDUC	614.17	1270	RAMIREZ, ROMEO ANTHONY	382.75	342.96
GALLS	951.99	1270	RAMIREZ, ROMEO ANTHONY	382.75	342.96
GATEWAY PRINTING & OFFICE	517.73	1270	RAMIREZ, ROMEO ANTHONY	382.75	342.96
OFFICE DEPOT #468	47.97	1270	RAMIREZ, ROMEO ANTHONY	382.75	342.96
OFFICE DEPOT #70	15.99	1270	RAMIREZ, ROMEO ANTHONY	382.75	342.96
FASCLAMPITT CORPUS CHRIST	658.47	1270	HERNANDEZ, MARGARITA	382.75	219.49
ALTEX COMPUTER AND ELECTR	31.89	1270	RODRIGUEZ, RAUL R	382.75	13.58
CORPUS CHRISTI SAFE AND L	36.00	1270	RODRIGUEZ, RAUL R	382.75	13.58
OFFICE DEPOT #468	346.39	3150	MCCOY, TIMOTHY JORDON	346.39	346.39
BECK MASTEN COASTAL BEN	182.75	4190	SANTOS, MARCELINA V	339.74	969.73
BECK AND MASTEN BUICK GMC	4,585.90	4190	SANTOS, MARCELINA V	339.74	969.73
FIVE POINTS AUTO CENTER	80.00	4190	SANTOS, MARCELINA V	339.74	969.73
ODESSA PUMPS CORPUS CHRIS	1,845.87	4190	PAREDEZ, EZEQUIEL	339.74	956.91
PMI ROBSTOWN	1,148.14	4190	PAREDEZ, EZEQUIEL	339.74	956.91
SPL ROBSTOWN HARDWARE COM	1,790.53	4190	PAREDEZ, EZEQUIEL	339.74	956.91
GALVANS PAINT AND BODY LL	3,296.17	4190	STOVALL, SYLVESTER	339.74	573.95
THE HOME DEPOT #6564	157.97	4190	STOVALL, SYLVESTER	339.74	573.95
THE HOME DEPOT #6584	114.48	4190	STOVALL, SYLVESTER	339.74	573.95
ULINE SHIP SUPPLIES	449.06	4190	STOVALL, SYLVESTER	339.74	573.95
ALTEX COMPUTER AND ELECTR	543.85	4190	VALADEZ, JOSE	339.74	176.09
FERGUSON ENT # 116	243.78	4190	VALADEZ, JOSE	339.74	176.09
FIVE POINTS AUTO CENTER	295.68	4190	VALADEZ, JOSE	339.74	176.09
GULF COAST NUT & BOLT SUP	249.40	4190	VALADEZ, JOSE	339.74	176.09
SPL ROBSTOWN HARDWARE COM	60.22	4190	VALADEZ, JOSE	339.74	176.09
THE HOME DEPOT #6564	217.99	4190	VALADEZ, JOSE	339.74	176.09
THE HOME DEPOT 6564	1,184.59	4190	VALADEZ, JOSE	339.74	176.09
ULTIMATE SIGNS AND GRAPHI	15.00	4190	VALADEZ, JOSE	339.74	176.09

Nueces County
Transaction Totals by Department Average
Statement Date(s): 12/28/2020

Merchant	Amount	Department	Card Holder Name	Average Transaction per Dept	Average Transaction per Cardholder
WOODY'S TRUCK CENTER	7.00	4190	VALADEZ, JOSE	339.74	176.09
A&W OFFICE SUPPLY	105.90	4190	HERNANDEZ, JUANITA	339.74	130.34
ADT SECURITY 402773023	164.40	4190	HERNANDEZ, JUANITA	339.74	130.34
DSHS REGULATORY PROG	433.00	4190	HERNANDEZ, JUANITA	339.74	130.34
GATEWAY PRINTING & OFFICE	112.84	4190	HERNANDEZ, JUANITA	339.74	130.34
SPECTRUM	462.32	4190	HERNANDEZ, JUANITA	339.74	130.34
WCI CORPUS CHRISTI	416.00	4190	HERNANDEZ, JUANITA	339.74	130.34
THE HOME DEPOT #0526	225.84	4190	MONTEMAYOR, ELIZABETH J	339.74	86.25
THE HOME DEPOT #6564	124.81	4190	MONTEMAYOR, ELIZABETH J	339.74	86.25
THE HOME DEPOT 6564	425.84	4190	MONTEMAYOR, ELIZABETH J	339.74	86.25
TRACTOR SUPPLY CO #5509	85.98	4190	MONTEMAYOR, ELIZABETH J	339.74	86.25
DEMCO INC	832.65	6310	DRILLEN, CRYSTAL	301.19	459.39
WM SUPERCENTER #464	86.13	6310	DRILLEN, CRYSTAL	301.19	459.39
HOBBY-LOBBY #0116	93.22	6310	ANGUIANO, VERONICA NICOLE	301.19	195.73
IN COSTUME SPECIALISTS I	140.00	6310	ANGUIANO, VERONICA NICOLE	301.19	195.73
THE PENWORTHY COMPANY	353.96	6310	ANGUIANO, VERONICA NICOLE	301.19	195.73
A PLUS PLUMBING AND RE	885.25	1570	RIOS, BOBBY C	276.73	668.97
BUTLER SIGNATURE EVENTS	756.00	1570	RIOS, BOBBY C	276.73	668.97
IN TROYS FENCE	600.00	1570	RIOS, BOBBY C	276.73	668.97
SHORELINE PLUMBING	2,110.50	1570	RIOS, BOBBY C	276.73	668.97
SQ LYKOI SYSTEMS	525.00	1570	RIOS, BOBBY C	276.73	668.97
WORTH HYDROCHEM OF CORPUS	475.00	1570	RIOS, BOBBY C	276.73	668.97
A PLUS PLUMBING AND RE	255.00	1570	RIOS, AARON CLARK	276.73	486.39
HARBOR FREIGHT TOOLS 71	146.29	1570	RIOS, AARON CLARK	276.73	486.39
HOLT CAT CORPUS - MC	429.50	1570	RIOS, AARON CLARK	276.73	486.39
HUB CITY OVERHEAD DOOR CO	704.70	1570	RIOS, AARON CLARK	276.73	486.39
JOHNSTONE SUPPLY- CORPUS	251.86	1570	RIOS, AARON CLARK	276.73	486.39
LOWES #01825	413.64	1570	RIOS, AARON CLARK	276.73	486.39
MUNIZ ELECTRIC AND COOLIN	2,186.95	1570	RIOS, AARON CLARK	276.73	486.39
O'REILLY AUTO PARTS 635	65.94	1570	RIOS, AARON CLARK	276.73	486.39
THE HOME DEPOT #6584	45.76	1570	RIOS, AARON CLARK	276.73	486.39
TMS SOUTH INC	850.70	1570	RIOS, AARON CLARK	276.73	486.39
A & B PLASTICS AND FABRIC	840.00	1570	CRUTCHFIELD, ROCKY J	276.73	481.60
A PLUS PLUMBING AND RE	1,912.50	1570	CRUTCHFIELD, ROCKY J	276.73	481.60
CORPUS CHRISTI SAFE AND L	100.00	1570	CRUTCHFIELD, ROCKY J	276.73	481.60
GIH GLOBALINDUSTRIALEQ	210.49	1570	CRUTCHFIELD, ROCKY J	276.73	481.60
GRAYBAR ELECTRIC	184.02	1570	CRUTCHFIELD, ROCKY J	276.73	481.60

Nueces County
Transaction Totals by Department Average
Statement Date(s): 12/28/2020

Merchant	Amount	Department	Card Holder Name	Average Transaction per Dept	Average Transaction per Cardholder
IN R & R PETRO SERVICES	717.40	1570	CRUTCHFIELD, ROCKY J	276.73	481.60
THE HOME DEPOT #6584	370.00	1570	CRUTCHFIELD, ROCKY J	276.73	481.60
A PLUS PLUMBING AND RE	297.50	1570	FLORES, RICHARD	276.73	302.70
GRAYBAR ELECTRIC	149.01	1570	FLORES, RICHARD	276.73	302.70
JOHNSON CONTROLS SS	408.40	1570	FLORES, RICHARD	276.73	302.70
STANLEY STEEMERCORCHR	908.99	1570	FLORES, RICHARD	276.73	302.70
THE HOME DEPOT #6584	52.31	1570	FLORES, RICHARD	276.73	302.70
1609 INSCO CORPUS CHRISTI	32.82	1570	ORTIZ JR, EVARISTO G	276.73	230.20
CD ELECTRIC	730.82	1570	ORTIZ JR, EVARISTO G	276.73	230.20
CORPUS CHRISTI ELECTRIC	79.77	1570	ORTIZ JR, EVARISTO G	276.73	230.20
IN PRO TECH MECHANICAL I	651.37	1570	ORTIZ JR, EVARISTO G	276.73	230.20
JOHNSTONE SUPPLY- CORPUS	28.88	1570	ORTIZ JR, EVARISTO G	276.73	230.20
PURVIS INDUSTRIES	79.38	1570	ORTIZ JR, EVARISTO G	276.73	230.20
SHEINBERG TOOL CO. INC.	452.60	1570	ORTIZ JR, EVARISTO G	276.73	230.20
STEWART DEAN BEARING COMP	318.59	1570	ORTIZ JR, EVARISTO G	276.73	230.20
THE HOME DEPOT #6564	34.94	1570	ORTIZ JR, EVARISTO G	276.73	230.20
THE HOME DEPOT #6584	5.97	1570	ORTIZ JR, EVARISTO G	276.73	230.20
TIGER HEATING & AIR LLC	1,533.00	1570	ORTIZ JR, EVARISTO G	276.73	230.20
UNITED REFRIG BR #76	176.44	1570	ORTIZ JR, EVARISTO G	276.73	230.20
WAL-MART #0470	-1.57	1570	ORTIZ JR, EVARISTO G	276.73	230.20
WM SUPERCENTER #470	20.54	1570	ORTIZ JR, EVARISTO G	276.73	230.20
CC PLUMBING	143.85	1570	CASTILLO, NOE C	276.73	222.51
SUMMIT ELECTRIC SUPPLY	196.22	1570	CASTILLO, NOE C	276.73	222.51
THE HOME DEPOT #6564	120.41	1570	CASTILLO, NOE C	276.73	222.51
THE HOME DEPOT #6584	155.07	1570	CASTILLO, NOE C	276.73	222.51
ZORO TOOLS INC	719.52	1570	CASTILLO, NOE C	276.73	222.51
A & B PLASTICS AND FABRIC	504.00	1570	PERALES, ERNESTO GALLEGOS	276.73	155.95
ASHMORE PAINT COMPANY INC	306.36	1570	PERALES, ERNESTO GALLEGOS	276.73	155.95
BINSWANGER GLASS #100	1,137.50	1570	PERALES, ERNESTO GALLEGOS	276.73	155.95
BIRDS RUBBER STAMPS	16.00	1570	PERALES, ERNESTO GALLEGOS	276.73	155.95
COASTAL A.D.S INC.	274.80	1570	PERALES, ERNESTO GALLEGOS	276.73	155.95
CORPUS CHRISTI SAFE AND L	581.00	1570	PERALES, ERNESTO GALLEGOS	276.73	155.95
SHERWIN WILLIAMS 707406	44.36	1570	PERALES, ERNESTO GALLEGOS	276.73	155.95
STANLEY STEEMERCORCHR	150.00	1570	PERALES, ERNESTO GALLEGOS	276.73	155.95
THE HOME DEPOT #6584	105.02	1570	PERALES, ERNESTO GALLEGOS	276.73	155.95

Nueces County
Transaction Totals by Department Average
Statement Date(s): 12/28/2020

Merchant	Amount	Department	Card Holder Name	Average Transaction per Dept	Average Transaction per Cardholder
A WAVELL FLAGPOLE	462.00	1570	SAIZ, REYMUNDO	276.73	154.34
HOMEDEPOT.COM	64.99	1570	SAIZ, REYMUNDO	276.73	154.34
THE HOME DEPOT 6564	90.38	1570	SAIZ, REYMUNDO	276.73	154.34
PRAXAIR DIST INC OAM	182.22	1570	HARTUNG, MARY ANNE	276.73	118.98
SPECTRUM	132.72	1570	HARTUNG, MARY ANNE	276.73	118.98
SYN-TECH SYSTEMS	42.00	1570	HARTUNG, MARY ANNE	276.73	118.98
GRAYBAR ELECTRIC	420.19	1570	SANTA MARIA JR, OSCAR	276.73	116.62
THE HOME DEPOT #6584	46.28	1570	SANTA MARIA JR, OSCAR	276.73	116.62
GRAYBAR ELECTRIC	190.60	1570	MOLINA, JOSHUA CHRISTOPHE	276.73	95.30
HORIZON DIST - H263	36.54	1570	PALACIOS JR, NICK	276.73	77.22
LOWES #01825	33.94	1570	PALACIOS JR, NICK	276.73	77.22
THE HOME DEPOT #6584	217.78	1570	PALACIOS JR, NICK	276.73	77.22
THE HOME DEPOT 6584	97.85	1570	PALACIOS JR, NICK	276.73	77.22
CBS RENTAL & SUPPLY	113.65	1570	TRIGO, JOE ANTHONY	276.73	71.77
THE HOME DEPOT #6564	29.88	1570	TRIGO, JOE ANTHONY	276.73	71.77
AUTOZONE #1332	54.97	1570	DORR, CHRISTOPHER EMBERT	276.73	30.99
GOODYEAR TIRE #4739	7.00	1570	DORR, CHRISTOPHER EMBERT	276.73	30.99
BJ'S FAMOUS UNIFORMS	318.50	5105	MUNGUIA, MELISSA BETH	268.46	406.69
SPECTRUM	151.62	5105	MUNGUIA, MELISSA BETH	268.46	406.69
WEST MARINE #1308	749.95	5105	MUNGUIA, MELISSA BETH	268.46	406.69
BUC-EE'S #22	108.23	5105	OLIVARES, JOSE FRANCISCO	268.46	61.12
GAMBLER SPECIALTIES INC	14.00	5105	OLIVARES, JOSE FRANCISCO	268.46	61.12
ALARM SECURITY & CONT.	37.50	0160	COX, JOHN F	250.71	250.71
D & C FENCE CO. INC	250.00	0160	COX, JOHN F	250.71	250.71
SQ G A DOUGLAS	1,381.50	0160	COX, JOHN F	250.71	250.71
TEX DEPT LICEN N REG	8.00	0160	COX, JOHN F	250.71	250.71
WCI CORPUS CHRISTI	78.00	0160	COX, JOHN F	250.71	250.71
NATIONAL SAFETY COUNCIL	425.00	1125	EVEREST, TIMOTHY EDWARD	250.00	250.00
TEXAS CHAPTER PRIMA PUBLI	75.00	1125	EVEREST, TIMOTHY EDWARD	250.00	250.00
4CHANGE ENERGY	150.00	4110	HERRERA, VERONICA ELIZABETH	241.85	241.85
4TE GEXA ENERGY	150.00	4110	HERRERA, VERONICA ELIZABETH	241.85	241.85
CITY OF CORPUS CHRISTI	1,647.57	4110	HERRERA, VERONICA ELIZABETH	241.85	241.85
CORPUS CHRISTI FUNERAL	1,740.00	4110	HERRERA, VERONICA ELIZABETH	241.85	241.85

Nueces County
Transaction Totals by Department Average
Statement Date(s): 12/28/2020

Merchant	Amount	Department	Card Holder Name	Average Transaction per Dept	Average Transaction per Cardholder
CORPUS CHRISTI WILBERT	330.00	4110	HERRERA, VERONICA ELIZABETH	241.85	241.85
ENTRUST ENERGY	86.43	4110	HERRERA, VERONICA ELIZABETH	241.85	241.85
FRONTIER UTILITIES	150.00	4110	HERRERA, VERONICA ELIZABETH	241.85	241.85
FSI FIRST CHOICE POWER	80.09	4110	HERRERA, VERONICA ELIZABETH	241.85	241.85
JUST ENERGY	152.49	4110	HERRERA, VERONICA ELIZABETH	241.85	241.85
PAW ALL FAITH CREMATION	920.00	4110	HERRERA, VERONICA ELIZABETH	241.85	241.85
RELIANT ENERGY	654.04	4110	HERRERA, VERONICA ELIZABETH	241.85	241.85
ROBSTOWN UTILITY SYSTEMS	194.14	4110	HERRERA, VERONICA ELIZABETH	241.85	241.85
STREAM ENERGY	128.73	4110	HERRERA, VERONICA ELIZABETH	241.85	241.85
TREVINO FUNERAL HOME	2,040.00	4110	HERRERA, VERONICA ELIZABETH	241.85	241.85
TXU BILL PAYMENT	1,008.51	4110	HERRERA, VERONICA ELIZABETH	241.85	241.85
DAILY WELLS COMMUNICATIO	138.00	3820	BRANDON, DONNA D	240.30	342.76
PRO AUTOMOTIVE	1,050.03	3820	BRANDON, DONNA D	240.30	342.76
SQ BAY AREA TIME	183.00	3820	BRANDON, DONNA D	240.30	342.76
PRO AUTOMOTIVE	62.77	3820	ROBERTSON III, HUEL JAMES	240.30	62.77
SQ BAY AREA TIME	8.00	3820	LINDNER, DAVID F	240.30	8.00
ALTEX COMPUTER AND ELECTR	168.49	1240	CANALES, BRENDA LEE	194.45	194.45
AMZN MKTP US 1D9579FM3	166.20	1240	CANALES, BRENDA LEE	194.45	194.45
AMZN MKTP US 6E4LJ2XB3	656.78	1240	CANALES, BRENDA LEE	194.45	194.45
AMZN MKTP US G91FA27Y3	140.71	1240	CANALES, BRENDA LEE	194.45	194.45
AMZN MKTP US IG69G2WX3	102.80	1240	CANALES, BRENDA LEE	194.45	194.45
AMZN MKTP US UQ9DE4OY3	42.08	1240	CANALES, BRENDA LEE	194.45	194.45
DTV DIRECTV SERVICE	54.45	1240	CANALES, BRENDA LEE	194.45	194.45
EVEREST WATER COFFEE	22.00	1240	CANALES, BRENDA LEE	194.45	194.45
GRANDE COMMUNICATIONS	94.77	1240	CANALES, BRENDA LEE	194.45	194.45
GRAYBAR ELECTRIC	246.07	1240	CANALES, BRENDA LEE	194.45	194.45
S. TEXAS ALL BATTERY	144.70	1240	CANALES, BRENDA LEE	194.45	194.45
SPECTRUM	3,333.07	1240	CANALES, BRENDA LEE	194.45	194.45
WCI CORPUS CHRISTI	78.00	1240	CANALES, BRENDA LEE	194.45	194.45
BULKAMMO.COM (800)720-603	115.55	3840	SHERWOOD, ROBERT W	188.31	188.31
SPORTSMANSOUTDOORSUPERSTO	373.38	3840	SHERWOOD, ROBERT W	188.31	188.31
USPS PO 4871900373	76.00	3840	SHERWOOD, ROBERT W	188.31	188.31
HOLT CAT CORPUS - MC	358.12	0180	STONE, MICHAEL STEVEN	187.34	429.60

Nueces County
Transaction Totals by Department Average
Statement Date(s): 12/28/2020

Merchant	Amount	Department	Card Holder Name	Average Transaction per Dept	Average Transaction per Cardholder
LOWES #01825	181.86	0180	STONE, MICHAEL STEVEN	187.34	429.60
LOWES #02506	861.57	0180	STONE, MICHAEL STEVEN	187.34	429.60
SQ TROUT TRUCKING COMPAN	823.68	0180	STONE, MICHAEL STEVEN	187.34	429.60
THE HOME DEPOT 526	782.00	0180	STONE, MICHAEL STEVEN	187.34	429.60
EXXONMOBIL 45362076	592.88	0180	AGUILAR, ROBERT MARIO	187.34	383.40
HOLT CAT CORPUS - MC	399.38	0180	AGUILAR, ROBERT MARIO	187.34	383.40
LOWES #01825	374.40	0180	AGUILAR, ROBERT MARIO	187.34	383.40
NORTH PADRE ACE HARDWARE	933.76	0180	AGUILAR, ROBERT MARIO	187.34	383.40
CHAMPION CHEVY_CADILLA	340.82	0180	GALVAN JR, ANTONIO	187.34	245.71
DISCOUNT AUTO 2	815.63	0180	GALVAN JR, ANTONIO	187.34	245.71
FERGUSON ENT # 116	517.50	0180	GALVAN JR, ANTONIO	187.34	245.71
LOWES #01825	703.10	0180	GALVAN JR, ANTONIO	187.34	245.71
THE HOME DEPOT 526	239.91	0180	GALVAN JR, ANTONIO	187.34	245.71
ZARSKY LUMBER-PORT ARANS	331.61	0180	GALVAN JR, ANTONIO	187.34	245.71
JOHNSTONE SUPPLY- CORPUS	282.23	0180	SCOTT, ALANA KAY	187.34	98.03
MINIT MAN - 2	64.94	0180	SCOTT, ALANA KAY	187.34	98.03
USPS PO 4820210418	44.95	0180	SCOTT, ALANA KAY	187.34	98.03
LOWES #01825	1,285.65	0180	CRONIN, RONALD MICHAEL	187.34	68.24
NORTH PADRE ACE HARDWARE	556.91	0180	CRONIN, RONALD MICHAEL	187.34	68.24
TEJAS VETERINARY CLINIC	363.47	5330	MONTES, MICHAEL RENE	178.80	363.47
TEJAS VETERINARY CLINIC	92.98	5330	RAMIREZ, JUAN A	178.80	86.47
TRACTOR SUPPLY #333	79.95	5330	RAMIREZ, JUAN A	178.80	86.47
BIG JOES TIRE & AUTO	156.64	3520	ARVIZU, ELIZABETH NICHOLE	164.29	169.67
CORPUS CHRISTI SAFE AND L	7.50	3520	ARVIZU, ELIZABETH NICHOLE	164.29	169.67
GT DISTRIBUTORS INC	42.11	3520	ARVIZU, ELIZABETH NICHOLE	164.29	169.67
MIRA'S SPORTS AND MORE	59.00	3520	ARVIZU, ELIZABETH NICHOLE	164.29	169.67
TDCAA	1,259.09	3520	ARVIZU, ELIZABETH NICHOLE	164.29	169.67
TLO TRANSUNION	178.00	3520	ARVIZU, ELIZABETH NICHOLE	164.29	169.67
UT CONT LEGAL EDUC	243.75	3520	ARVIZU, ELIZABETH NICHOLE	164.29	169.67
ZOOM.US 888-799-9666	89.94	3520	ARVIZU, ELIZABETH NICHOLE	164.29	169.67
HOBBY-LOBBY #0066	39.98	3520	PUTMAN, MICHELLE A	164.29	131.99
THE HOME DEPOT 6584	224.00	3520	PUTMAN, MICHELLE A	164.29	131.99
AMAZON.COM SP4ZO44J3	593.78	3480	SALDANA, DEANNA	162.83	305.32
CC STAMP WORKS INC	71.17	3480	SALDANA, DEANNA	162.83	305.32
CORPUS CHRISTI LOCK DOC L	67.73	3480	SALDANA, DEANNA	162.83	305.32

Nueces County
Transaction Totals by Department Average
Statement Date(s): 12/28/2020

Merchant	Amount	Department	Card Holder Name	Average Transaction per Dept	Average Transaction per Cardholder
DISNEYPLUS	14.06	3480	SALDANA, DEANNA	162.83	305.32
GULF COAST PAPER COMPANY-	968.75	3480	SALDANA, DEANNA	162.83	305.32
LOVETT DENTAL #9	59.00	3480	SALDANA, DEANNA	162.83	305.32
TCU MARKETPLACE ECOMM	2,500.00	3480	SALDANA, DEANNA	162.83	305.32
HARBOR FREIGHT TOOLS 71	54.11	3480	DAVIS, JAKOREY JAMAL	162.83	152.66
THE HOME DEPOT 6584	403.87	3480	DAVIS, JAKOREY JAMAL	162.83	152.66
ALTEX COMPUTER AND ELECTR	273.70	3480	FLORES, PAUL	162.83	137.04
CARISMA WASH LUBE AND DE	115.70	3480	FLORES, PAUL	162.83	137.04
CORPUS CHRISTI LOCK DOC L	27.81	3480	FLORES, PAUL	162.83	137.04
TC AUTO SERVICE	267.97	3480	FLORES, PAUL	162.83	137.04
AMERICAN RED CROSS	120.00	3480	MILAM, JOHN	162.83	120.00
H-E-B #643	495.40	3480	SIERRA, DANIEL JONATHAN	162.83	118.24
WALGREENS #4424	13.52	3480	SIERRA, DANIEL JONATHAN	162.83	118.24
WM SUPERCENTER #470	82.27	3480	SIERRA, DANIEL JONATHAN	162.83	118.24
AMAZON.COM 0S6M58HM3 AMZN	26.08	3480	MORENO, JOSHUA ANTHONY	162.83	113.19
COASTAL BEND EYE CENTER	136.00	3480	MORENO, JOSHUA ANTHONY	162.83	113.19
H-E-B #210	117.18	3480	MORENO, JOSHUA ANTHONY	162.83	113.19
H-E-B #643	182.74	3480	MORENO, JOSHUA ANTHONY	162.83	113.19
LOWES #01825	47.11	3480	MORENO, JOSHUA ANTHONY	162.83	113.19
SAMSCLUB #8267	13.98	3480	MORENO, JOSHUA ANTHONY	162.83	113.19
SQ TAQUITOS MI TIE	610.00	3480	MORENO, JOSHUA ANTHONY	162.83	113.19
THE HOME DEPOT #6584	208.50	3480	MORENO, JOSHUA ANTHONY	162.83	113.19
WM SUPERCENTER #470	16.73	3480	MORENO, JOSHUA ANTHONY	162.83	113.19
H-E-B #643	104.82	3480	MORIN, ERICKA ANGELA	162.83	85.29
CHEWY.COM	65.29	3480	SCHMIDT, CLAUDIA ANNETTE	162.83	51.93
DOLLAR TREE	15.00	3480	SCHMIDT, CLAUDIA ANNETTE	162.83	51.93
HOBBY-LOBBY #0066	75.50	3480	SCHMIDT, CLAUDIA ANNETTE	162.83	51.93
ZOOM.US 888-799-9666	31.97	3480	FLORES, HOMER	162.83	31.97
WALGREENS #4424	19.81	3480	ORTIZ, ESTELLA	162.83	19.81
H-E-B #643	104.82	3480	MORIN, ERICKA ANGELA	162.83	17.97
SPOTIFY USA	16.41	3480	MORIN, ERICKA ANGELA	162.83	17.97
USPS PO 4808000343	312.00	3630	AUMADA, DEBRA D	156.00	156.00

Nueces County
Transaction Totals by Department Average
Statement Date(s): 12/28/2020

Merchant	Amount	Department	Card Holder Name	Average Transaction per Dept	Average Transaction per Cardholder
3 C INDUSTRIAL LLC	2,032.39	0120	MORENO, YOLANDA	148.85	736.49
ASFPM MADISON WI	205.00	0120	MORENO, YOLANDA	148.85	736.49
FEDEX 97356630	40.44	0120	MORENO, YOLANDA	148.85	736.49
PODS OF CORPUS CHRISTI	174.00	0120	MORENO, YOLANDA	148.85	736.49
TEXAS FLOODPLAIN MANAGEME	120.00	0120	MORENO, YOLANDA	148.85	736.49
US ECOLOGY LIVONIA	2,583.58	0120	MORENO, YOLANDA	148.85	736.49
SOUTHERN TIRE MART #480	2,871.36	0120	ORTIZ, CIPRIANO	148.85	410.19
CBS RENTAL & SUPPLY	230.26	0120	GARCIA, LINDA L	148.85	328.57
CC DISTRIBUTORS	39.22	0120	GARCIA, LINDA L	148.85	328.57
PRO CHEM INC.	716.23	0120	GARCIA, LINDA L	148.85	328.57
MURPHY BROTHERS PAINT	55.70	0120	GARCIA, JERRY ADOLFO	148.85	200.57
TRUCKERS EQUIPMENT	345.43	0120	GARCIA, JERRY ADOLFO	148.85	200.57
BUSH HYDRAULICS	54.20	0120	CISNEROS, SIMON G	148.85	181.86
FLEETPRIDE155	44.11	0120	CISNEROS, SIMON G	148.85	181.86
HOSE OF SOUTH TEXAS	109.52	0120	CISNEROS, SIMON G	148.85	181.86
LONE STAR TRENCHER PARTS	585.44	0120	CISNEROS, SIMON G	148.85	181.86
O'REILLY AUTO PARTS 1982	582.69	0120	CISNEROS, SIMON G	148.85	181.86
O'REILLY AUTO PARTS 712	57.47	0120	CISNEROS, SIMON G	148.85	181.86
SOUTHERN TIRE MART #480	546.00	0120	CISNEROS, SIMON G	148.85	181.86
SQ TORRES GARAGE	21.00	0120	CISNEROS, SIMON G	148.85	181.86
BEST BUY 00002352	159.99	0120	OSERRAOS, NORA	148.85	159.99
NENA	142.00	0120	GUERRA, MARY JANE	148.85	142.00
ALARM SECURITY & CONT.	10.00	0120	BATES, RANDY LEE	148.85	135.70
AN CHEVROLET N CORPUS	1,077.53	0120	BATES, RANDY LEE	148.85	135.70
ARNOLD OIL COMPANY	131.49	0120	BATES, RANDY LEE	148.85	135.70
BUSTERS PROPANE	24.78	0120	BATES, RANDY LEE	148.85	135.70
C.C. BATTERY COMPANY	33.70	0120	BATES, RANDY LEE	148.85	135.70
CC POWER TOOL	166.53	0120	BATES, RANDY LEE	148.85	135.70
COASTAL DIESEL INJECTION	31.42	0120	BATES, RANDY LEE	148.85	135.70
CORPUS CHRISTI FORD	349.48	0120	BATES, RANDY LEE	148.85	135.70
CORPUS CHRISTI FREIGHTLIN	678.83	0120	BATES, RANDY LEE	148.85	135.70
CREAGER BATTERY AND TI	14.00	0120	BATES, RANDY LEE	148.85	135.70
DAILY WELLS COMMUNICATIO	36.51	0120	BATES, RANDY LEE	148.85	135.70
EWALD KUBOTA - CORPUS CHR	329.30	0120	BATES, RANDY LEE	148.85	135.70
GULF COAST NUT & BOLT SUP	158.69	0120	BATES, RANDY LEE	148.85	135.70
HOLT CAT CORPUS - MC	597.52	0120	BATES, RANDY LEE	148.85	135.70
HOSE OF SOUTH TEXAS	160.92	0120	BATES, RANDY LEE	148.85	135.70
MCCOYS #17	74.43	0120	BATES, RANDY LEE	148.85	135.70
MOMAR INC	157.14	0120	BATES, RANDY LEE	148.85	135.70
O'REILLY AUTO PARTS 635	363.61	0120	BATES, RANDY LEE	148.85	135.70
OIL PATCH PETROLEUM INC	59.90	0120	BATES, RANDY LEE	148.85	135.70

Nueces County
Transaction Totals by Department Average
Statement Date(s): 12/28/2020

Merchant	Amount	Department	Card Holder Name	Average Transaction per Dept	Average Transaction per Cardholder
PMI ROBSTOWN	580.46	0120	BATES, RANDY LEE	148.85	135.70
RAM PRODUCTS LTD.	248.37	0120	BATES, RANDY LEE	148.85	135.70
SAMES FORD LINCOLN	682.62	0120	BATES, RANDY LEE	148.85	135.70
SHEINBERG TOOL CO. INC.	96.14	0120	BATES, RANDY LEE	148.85	135.70
SOUTHERN TIRE MART #480	28.00	0120	BATES, RANDY LEE	148.85	135.70
SOUTHWEST WHEEL CO COR	48.58	0120	BATES, RANDY LEE	148.85	135.70
SP CUTRATEBATTERIES	319.20	0120	BATES, RANDY LEE	148.85	135.70
SQ SIGN SOLUTIONS	565.00	0120	BATES, RANDY LEE	148.85	135.70
SQ SOUTH TEXAS SMALL ENG	84.61	0120	BATES, RANDY LEE	148.85	135.70
TEXAS DIESEL SPECIALIST	61.48	0120	BATES, RANDY LEE	148.85	135.70
THE HOME DEPOT #6564	182.02	0120	BATES, RANDY LEE	148.85	135.70
TIFCO INDUSTRIES INC	179.06	0120	BATES, RANDY LEE	148.85	135.70
TRACTOR SUPPLY #333	59.96	0120	BATES, RANDY LEE	148.85	135.70
WESTERN AUTO ACE HARDWAR	7.96	0120	BATES, RANDY LEE	148.85	135.70
CBS RENTAL & SUPPLY	142.80	0120	HERNANDEZ, NOE C	148.85	122.87
EL CENTRO LANDFILL	232.62	0120	HERNANDEZ, NOE C	148.85	122.87
TRACTOR SUPPLY #333	116.05	0120	HERNANDEZ, NOE C	148.85	122.87
TEXAS THRONE LLC	125.00	0120	JAQUEZ, NOE F	148.85	112.90
VIP CAR WASH AND LUBE NW	100.80	0120	JAQUEZ, NOE F	148.85	112.90
CBS RENTAL & SUPPLY	246.88	0120	MORADO, ROBERT LUIS	148.85	95.14
DAILY WELLS COMMUNICATIO	100.00	0120	MORADO, ROBERT LUIS	148.85	95.14
EWALD KUBOTA - CORPUS CHR	68.57	0120	MORADO, ROBERT LUIS	148.85	95.14
THE HOME DEPOT #6584	75.46	0120	MORADO, ROBERT LUIS	148.85	95.14
WM SUPERCENTER #470	79.93	0120	MORADO, ROBERT LUIS	148.85	95.14
IN R & R PETRO SERVICES	150.00	0120	GONZALEZ, GUADALUPE G	148.85	91.71
WAL-MART #0470	33.41	0120	GONZALEZ, GUADALUPE G	148.85	91.71
ARC CORPUS CHRISTI 15	88.61	0120	MOLINA, MICHAEL A	148.85	88.61
AIRGAS USA LLC	386.04	0120	MERCADO, SANTIAGO	148.85	86.39
ARMSTRONG LUMBER COMPANY	38.90	0120	MERCADO, SANTIAGO	148.85	86.39
ARNOLD OIL COMPANY	604.00	0120	MERCADO, SANTIAGO	148.85	86.39
BUSH HYDRAULICS	290.00	0120	MERCADO, SANTIAGO	148.85	86.39
BUSTERS PROPANE	18.59	0120	MERCADO, SANTIAGO	148.85	86.39
C.C. BATTERY COMPANY	630.65	0120	MERCADO, SANTIAGO	148.85	86.39
COASTAL DIESEL INJECTION	27.48	0120	MERCADO, SANTIAGO	148.85	86.39
COASTAL WELDING SUPPLY	97.53	0120	MERCADO, SANTIAGO	148.85	86.39
CORPUS CHRISTI FREIGHTLIN	531.98	0120	MERCADO, SANTIAGO	148.85	86.39
CREAGER BATTERY AND TI	21.00	0120	MERCADO, SANTIAGO	148.85	86.39
DIESEL ENGINE & INJECTIO	12.11	0120	MERCADO, SANTIAGO	148.85	86.39
DOGGETT DHMS - C.C.	95.80	0120	MERCADO, SANTIAGO	148.85	86.39
EWALD KUBOTA - CORPUS CHR	414.41	0120	MERCADO, SANTIAGO	148.85	86.39

Nueces County
Transaction Totals by Department Average
Statement Date(s): 12/28/2020

Merchant	Amount	Department	Card Holder Name	Average Transaction per Dept	Average Transaction per Cardholder
FLEETPRIDE155	71.79	0120	MERCADO, SANTIAGO	148.85	86.39
GULF COAST NUT & BOLT SUP	11.23	0120	MERCADO, SANTIAGO	148.85	86.39
HOLT CAT CORPUS - MC	379.04	0120	MERCADO, SANTIAGO	148.85	86.39
HOSE OF SOUTH TEXAS	290.80	0120	MERCADO, SANTIAGO	148.85	86.39
O'REILLY AUTO PARTS 635	796.95	0120	MERCADO, SANTIAGO	148.85	86.39
OIL PATCH PETROLEUM INC	165.12	0120	MERCADO, SANTIAGO	148.85	86.39
PAUL YORK BODY SHOP LLC	46.51	0120	MERCADO, SANTIAGO	148.85	86.39
ROMCO EQUIPMENT 013	578.76	0120	MERCADO, SANTIAGO	148.85	86.39
SHEINBERG TOOL CO. INC.	416.01	0120	MERCADO, SANTIAGO	148.85	86.39
SOUTHERN TIRE MART #480	35.00	0120	MERCADO, SANTIAGO	148.85	86.39
SOUTHWEST WHEEL CO COR	88.29	0120	MERCADO, SANTIAGO	148.85	86.39
SPL ROBSTOWN HARDWARE COM	315.80	0120	MERCADO, SANTIAGO	148.85	86.39
SQ SIGN SOLUTIONS	290.00	0120	MERCADO, SANTIAGO	148.85	86.39
SQ SOUTH TEXAS SMALL ENG	353.25	0120	MERCADO, SANTIAGO	148.85	86.39
SUPERIOR TRAILER SALES	150.00	0120	MERCADO, SANTIAGO	148.85	86.39
WESTERN AUTO ACE HARDWAR	9.75	0120	MERCADO, SANTIAGO	148.85	86.39
WOODY'S TRUCK CENTER	90.00	0120	MERCADO, SANTIAGO	148.85	86.39
CBS RENTAL & SUPPLY	95.31	0120	DELUNA, RICHARD M	148.85	49.69
EL CENTRO LANDFILL	53.77	0120	DELUNA, RICHARD M	148.85	49.69
CITY OF CORPUS CHRISTI	926.42	4130	MARTINEZ, SARAH EVETTE	141.96	141.96
FSI CPL RETAIL	359.66	4130	MARTINEZ, SARAH EVETTE	141.96	141.96
FSI FIRST CHOICE POWER	298.92	4130	MARTINEZ, SARAH EVETTE	141.96	141.96
GREEN MOUNTAIN ENERGY	150.00	4130	MARTINEZ, SARAH EVETTE	141.96	141.96
JCPENNEY EGIFT CARD	4,600.00	4130	MARTINEZ, SARAH EVETTE	141.96	141.96
JUST ENERGY	101.40	4130	MARTINEZ, SARAH EVETTE	141.96	141.96
NUECES COUNTY WCID 3	167.04	4130	MARTINEZ, SARAH EVETTE	141.96	141.96
NUECES ELECTRIC COOP	382.00	4130	MARTINEZ, SARAH EVETTE	141.96	141.96
RELIANT ENERGY	372.67	4130	MARTINEZ, SARAH EVETTE	141.96	141.96
ROBSTOWN UTILITY SYSTEMS	2,787.25	4130	MARTINEZ, SARAH EVETTE	141.96	141.96
TREVINO FUNERAL HOME	485.00	4130	MARTINEZ, SARAH EVETTE	141.96	141.96
TXU BILL PAYMENT	190.04	4130	MARTINEZ, SARAH EVETTE	141.96	141.96
WAL-MART #1494	250.00	4130	MARTINEZ, SARAH EVETTE	141.96	141.96

Nueces County
Transaction Totals by Department Average
Statement Date(s): 12/28/2020

Merchant	Amount	Department	Card Holder Name	Average Transaction per Dept	Average Transaction per Cardholder
WALMART EGIFT CARD	14,640.80	4130	MARTINEZ, SARAH EVETTE	141.96	141.96
WM SUPERCENTER #5898	3,000.00	4130	MARTINEZ, SARAH EVETTE	141.96	141.96
XOOM ENERGY	107.00	4130	MARTINEZ, SARAH EVETTE	141.96	141.96
FIRESTONE20052	574.10	3810	CANTU, MARK A	138.98	163.42
H&L DISCOUNT OIL	393.25	3810	CANTU, MARK A	138.98	163.42
SQ AUTO WORKS UNLIMITED	340.00	3810	CANTU, MARK A	138.98	163.42
FIRESTONE20052	436.11	3810	ROSAS, STEPHEN A	138.98	117.25
OFFICE DEPOT #468	130.17	3810	ROSAS, STEPHEN A	138.98	117.25
SQ ABSOLUTE WRECKER & ST	75.00	3810	ROSAS, STEPHEN A	138.98	117.25
SQ AUTO WORKS UNLIMITED	339.00	3810	ROSAS, STEPHEN A	138.98	117.25
TEXAS EXCELLENCE DETAIL	75.00	3810	ROSAS, STEPHEN A	138.98	117.25
RIVERSIDE VETERINARY CLIN	346.00	3850	PEREZ, EFRAIN	124.02	346.00
NNA SERVICES LLC	148.27	3850	GARZA, GILBERTO VASQUEZ	124.02	148.27
ASTROMATIC CAR WASH ROBST	71.00	3850	MARTIN, VANESSA	124.02	95.38
O'REILLY AUTO PARTS 1982	81.93	3850	MARTIN, VANESSA	124.02	95.38
THE BOOT JACK	323.97	3850	MARTIN, VANESSA	124.02	95.38
O'REILLY AUTO PARTS 1982	20.98	3850	FLORES III, FRANK	124.02	20.98
HOLIDAY INN EXPRESS HARL	209.28	3830	RIVERA, JIMMY	118.24	209.28
CULLIGAN/ULTRAPURE WAT	13.95	3830	MENDOZA JR, OSCAR	118.24	106.86
DAILY WELLS COMMUNICATIO	65.00	3830	MENDOZA JR, OSCAR	118.24	106.86
HOLIDAY INN EXPRESS HARL	0.00	3830	MENDOZA JR, OSCAR	118.24	106.86
O'REILLY AUTO PARTS 1982	19.98	3830	MENDOZA JR, OSCAR	118.24	106.86
SHAFFER'S MUFFLER & AUTO	94.06	3830	MENDOZA JR, OSCAR	118.24	106.86
SOUTHERN TIRE MART #480	661.85	3830	MENDOZA JR, OSCAR	118.24	106.86
TRB ANNUAL MEETING	485.00	0370	CASPER, CRAIG THOMAS	106.43	485.00
BESTBUYCOM806389906120	69.99	0370	MENDIETA, VICTOR EMILIANO	106.43	129.99
NEWEGG TEXAS	189.99	0370	MENDIETA, VICTOR EMILIANO	106.43	129.99
8X8 INC.	285.54	0370	CARRIZALES, DANIEL VILLARREAL	106.43	39.26
CROSS BORDER TRANS FEE	0.15	0370	CARRIZALES, DANIEL VILLARREAL	106.43	39.26
NEWEGG TEXAS	-219.99	0370	CARRIZALES, DANIEL VILLARREAL	106.43	39.26
PAYPAL WONDERIDEA	15.00	0370	CARRIZALES, DANIEL VILLARREAL	106.43	39.26
SPECTRUM	115.58	0370	CARRIZALES, DANIEL VILLARREAL	106.43	39.26
KYOCERA DOCUMENT SOLUTION	16.64	0370	BOULAN, YOSHIKO	106.43	16.64
AN CHEVROLET N CORPUS	312.02	0402	SHULL, WILLIAM AGUSTIN	84.34	312.02

Nueces County
Transaction Totals by Department Average
Statement Date(s): 12/28/2020

Merchant	Amount	Department	Card Holder Name	Average Transaction per Dept	Average Transaction per Cardholder
THERANEST WILEY M	119.89	0402	LAVERS, THOMAS EARL	84.34	119.89
AMER ASSOC NOTARIES	92.90	0402	SVEHLA, STANLEY COY	84.34	40.47
AMZN MKTP US 093VS7HW3	57.25	0402	SVEHLA, STANLEY COY	84.34	40.47
AMZN MKTP US EN7VC8H43	39.22	0402	SVEHLA, STANLEY COY	84.34	40.47
AMZN MKTP US PP0A899M3	27.97	0402	SVEHLA, STANLEY COY	84.34	40.47
NUECES CO TX - GOV PAY FE	3.00	0402	SVEHLA, STANLEY COY	84.34	40.47
NUECES CO TX-TAC-MOTOR	22.50	0402	SVEHLA, STANLEY COY	84.34	40.47
SQ HOEGEMEYER'S BA	152.64	1120	TURNER, MARGARET MARY	77.97	77.97
SQ SHORELINE AT THE COUR	81.27	1120	TURNER, MARGARET MARY	77.97	77.97
BUSTERS PROPANE	24.78	3092	FLORES, MICHAEL ANTHONY	76.42	118.06
ENSYSTEX II INC.	300.00	3092	FLORES, MICHAEL ANTHONY	76.42	118.06
UNIVAR USA INC.	383.55	3092	FLORES, MICHAEL ANTHONY	76.42	118.06
GULF COAST NUT & BOLT SUP	23.81	3092	HINOJOSA, VICTOR A	76.42	53.70
HOSE OF SOUTH TEXAS	152.52	3092	HINOJOSA, VICTOR A	76.42	53.70
O'REILLY AUTO PARTS 1982	5.29	3092	HINOJOSA, VICTOR A	76.42	53.70
O'REILLY AUTO PARTS 445	51.92	3092	HINOJOSA, VICTOR A	76.42	53.70
THE HOME DEPOT #6584	92.69	3092	HINOJOSA, VICTOR A	76.42	53.70
UNIVAR USA INC.	232.41	3092	HINOJOSA, VICTOR A	76.42	53.70
WESTERN AUTO ACE HARDWAR	32.10	3092	HINOJOSA, VICTOR A	76.42	53.70
SQ DISTRICT 11 AE4	143.00	6110	MCMANUS, JOHN KYLE	76.09	143.00
AMZN MKTP US BK18C95W3	28.99	6110	OTT, JASON P	76.09	42.64
QUICKEN INC	56.28	6110	OTT, JASON P	76.09	42.64
FEDEX 97383144	89.41	1122	BEDIA, MARIA MAGDALENA	69.02	69.02
OFFICE DEPOT #1127	88.66	1122	BEDIA, MARIA MAGDALENA	69.02	69.02
OFFICE DEPOT #70	374.10	1122	BEDIA, MARIA MAGDALENA	69.02	69.02
SHINE ON CAR WASH	13.00	6210	MUNOZ, NORMA	67.81	67.81
SPECTRUM	122.61	6210	MUNOZ, NORMA	67.81	67.81
H-E-B #139	47.28	1275	ACOSTA, DIANA MARIA	47.28	47.28
OFFICE DEPOT #468	33.55	1030	MAREZ, EDWARD J	33.55	33.55
USPS PO 4820240414	52.60	1130	FIELDER, ALEXANDRA ANN	15.27	15.62
USPS PO 4820250415	25.50	1130	FIELDER, ALEXANDRA ANN	15.27	15.62
DROPBOX YTJ3FG5GB5Q5	12.78	1130	VELA, MELISSA DIANE	15.27	14.38
ZOOM.US 888-799-9666	15.98	1130	VELA, MELISSA DIANE	15.27	14.38
OFFICE DEPOT #468	9.49	1200	BENAVIDEZ, RAFAEL G	9.49	9.49
Total	296,986.14				

Nueces County
Transaction Totals by Vendor
Statement Dates: 12/28/2020

Merchant	Amount	Transaction Count	Average Transaction
1609 INSCO CORPUS CHRISTI	32.82	1	32.82
3 C INDUSTRIAL LLC	2,032.39	1	2,032.39
4CHANGE ENERGY	150.00	1	150.00
4TE GEXA ENERGY	150.00	1	150.00
8X8 INC.	285.54	1	285.54
A & B PLASTICS AND FABRIC	1,344.00	2	672.00
A PLUS PLUMBING AND RE	3,350.25	4	837.56
A WAVELL FLAGPOLE	462.00	2	231.00
A&W OFFICE SUPPLY	1,230.23	7	175.75
ADT SECURITY 402773023	164.40	1	164.40
AIRGAS USA LLC	386.04	3	128.68
ALARM SECURITY & CONT.	47.50	2	23.75
ALTEX COMPUTER AND ELECTR	1,017.93	8	127.24
AMAZON.COM 0S6M58HM3 AMZN	26.08	1	26.08
AMAZON.COM 2V2DE6BG3	66.24	1	66.24
AMAZON.COM 4H3HX96H3 AMZN	114.00	1	114.00
AMAZON.COM 5V5JX4DP3 AMZN	19.48	1	19.48
AMAZON.COM 8R5IT9XK3 AMZN	29.74	1	29.74
AMAZON.COM GU7JO4A23	110.66	1	110.66
AMAZON.COM HJ70J2473	106.67	1	106.67
AMAZON.COM SP4ZO44J3	593.78	1	593.78
AMAZON.COM XM8MC7ZH3 AMZN	59.75	1	59.75
AMER ASSOC NOTARIES	92.90	1	92.90
AMERICAN RED CROSS	237.00	2	118.50
AMERICAN SOLUTIONS4 BUS	9,113.88	6	1,518.98
AMZN MKTP US	-730.68	2	-365.34
AMZN MKTP US 093VS7HW3	57.25	1	57.25
AMZN MKTP US 0L70A0Q33	68.75	1	68.75
AMZN MKTP US 1D9579FM3	166.20	1	166.20
AMZN MKTP US 1N8BY8QA3	59.70	1	59.70
AMZN MKTP US 6E4LJ2XB3	656.78	1	656.78
AMZN MKTP US 6L0SY75Z3	121.18	1	121.18
AMZN MKTP US 6T6JY92R3	92.51	1	92.51
AMZN MKTP US 7B0FT26I3	1,377.00	1	1,377.00
AMZN MKTP US A776862D3	320.00	1	320.00
AMZN MKTP US BH4MJ1J83	30.85	1	30.85
AMZN MKTP US BK18C95W3	28.99	1	28.99
AMZN MKTP US D639F9RN3	50.25	1	50.25
AMZN MKTP US EN7VC8H43	39.22	1	39.22
AMZN MKTP US G91FA27Y3	140.71	1	140.71
AMZN MKTP US H91ET4KD3	67.47	1	67.47
AMZN MKTP US I30592U73	46.00	1	46.00

Nueces County
Transaction Totals by Vendor
Statement Dates: 12/28/2020

Merchant	Amount	Transaction Count	Average Transaction
AMZN MKTP US IG69G2WX3	102.80	1	102.80
AMZN MKTP US JA6AP6JY3	148.85	1	148.85
AMZN MKTP US LG7ZX6SK3	220.44	1	220.44
AMZN MKTP US MB7I40F13	107.50	1	107.50
AMZN MKTP US PP0A899M3	27.97	1	27.97
AMZN MKTP US R58TK1QA3	389.95	1	389.95
AMZN MKTP US TJ7NG8833	42.78	1	42.78
AMZN MKTP US UQ9DE4OY3	42.08	1	42.08
AMZN MKTP US VI83G01A3	399.58	1	399.58
AMZN MKTP US Z38S34BT3	15.28	1	15.28
AN CHEVROLET N CORPUS	1,389.55	2	694.78
ANNAVILLE MUFFLER AND	1,786.30	3	595.43
ARC CORPUS CHRISTI 15	88.61	1	88.61
ARMSTRONG LUMBER COMPANY	38.90	1	38.90
ARNOLD OIL COMPANY	830.65	7	118.66
ASFPM MADISON WI	205.00	1	205.00
ASHMORE PAINT COMPANY INC	306.36	4	76.59
ASTROMATIC CAR WASH ROBST	71.00	1	71.00
AUTOZONE #1332	54.97	1	54.97
BECK MASTEN COASTAL BEN	182.75	3	60.92
BECK AND MASTEN BUICK GMC	4,585.90	1	4,585.90
BEST BUY 00002352	669.96	2	334.98
BESTBUYCOM806389906120	69.99	1	69.99
BIG JOES TIRE & AUTO	156.64	1	156.64
BINSWANGER GLASS #100	1,137.50	2	568.75
BIRDS RUBBER STAMPS	16.00	1	16.00
BJ'S FAMOUS UNIFORMS	318.50	1	318.50
BLUE360 MEDIA LLC	159.50	1	159.50
BOB BARKER COMPANY INC	87.96	1	87.96
BOB'S CITY GARAGE	312.38	2	156.19
BROOKS TIRE INC	20.00	1	20.00
BUC-EE'S #22	108.23	1	108.23
BULKAMMO.COM (800)720-603	115.55	1	115.55
BUSH HYDRAULICS	344.20	2	172.10
BUSTERS PROPANE	68.15	3	22.72
BUTLER SIGNATURE EVENTS	756.00	1	756.00
C.C. BATTERY COMPANY	917.35	6	152.89
CANVA 02910-12691724	31.98	1	31.98
CARISMA WASH LUBE AND DE	115.70	2	57.85
CARROT TOP INDUSTRIES	464.23	2	232.12
CBS RENTAL & SUPPLY	828.90	7	118.41
CC DISTRIBUTORS	3,116.07	7	445.15

Nueces County
Transaction Totals by Vendor
Statement Dates: 12/28/2020

Merchant	Amount	Transaction Count	Average Transaction
CC PLUMBING	143.85	1	143.85
CC POWER TOOL	166.53	1	166.53
CC STAMP WORKS INC	1,235.87	7	176.55
CD ELECTRIC	730.82	2	365.41
CDW GOVT #1570-5211	39.99	1	39.99
CDW GOVT #1900	331.01	1	331.01
CDW GOVT #3700 0137	330.40	1	330.40
CDW GOVT #5343316	135.42	1	135.42
CDW GOVT #5350479	1,051.28	1	1,051.28
CERTIFIED COLLISION WORKS	933.50	1	933.50
CHAMPION CHEVY_CADILLA	340.82	2	170.41
CHEWY.COM	65.29	1	65.29
CITY OF CORPUS CHRISTI	2,573.99	21	122.57
COASTAL A.D.S INC.	274.80	1	274.80
COASTAL BEND EYE CENTER	136.00	2	68.00
COASTAL DIESEL INJECTION	58.90	2	29.45
COASTAL OFFICE SOLUTIONS	2,047.78	7	292.54
COASTAL WELDING SUPPLY	97.53	1	97.53
CORPUS CHRISTI ELECTRIC	94.42	2	47.21
CORPUS CHRISTI FORD	349.48	1	349.48
CORPUS CHRISTI FREIGHTLIN	1,210.81	13	93.14
CORPUS CHRISTI FUNERAL	1,740.00	2	870.00
CORPUS CHRISTI LOCK DOC L	95.54	2	47.77
CORPUS CHRISTI SAFE AND L	724.50	10	72.45
CORPUS CHRISTI WILBERT	330.00	1	330.00
CREAGER BATTERY AND TI	35.00	5	7.00
CROSS BORDER TRANS FEE	0.15	1	0.15
CTS FRONTIER ONLINEPAY	609.26	6	101.54
CULLIGAN/ULTRAPURE WAT	13.95	1	13.95
D & C FENCE CO. INC	250.00	1	250.00
DAILY WELLS COMMUNICATIO	6,458.95	21	307.57
DEMCO INC	832.65	1	832.65
DIESEL ENGINE & INJECTIO	12.11	1	12.11
DISCOUNT AUTO 2	815.63	2	407.82
DISNEYPLUS	14.06	1	14.06
DISPLAYS2GO	2,203.10	6	367.18
DMI DELL HIGHER EDUC	658.54	3	219.51
DOGGETT DHMS - C.C.	95.80	1	95.80
DOLLAR TREE	15.00	1	15.00
DROPBOX 37DF558FQ9PP	1,023.36	1	1,023.36
DROPBOX YTJ3FG5GB5Q5	12.78	1	12.78
DSHS REGULATORY PROG	433.00	1	433.00

Nueces County
Transaction Totals by Vendor
Statement Dates: 12/28/2020

Merchant	Amount	Transaction Count	Average Transaction
DTV DIRECTV SERVICE	381.37	3	127.12
EL CENTRO LANDFILL	286.39	3	95.46
ENSYSTEX II INC.	300.00	1	300.00
ENTRUST ENERGY	86.43	1	86.43
EVEREST WATER COFFEE	22.00	1	22.00
EVINS GLASS SERVICE INC	248.80	1	248.80
EWALD KUBOTA - CORPUS CHR	812.28	5	162.46
EXXONMOBIL 45362076	592.88	1	592.88
FAR BEYOND TINT AND ALARM	270.00	1	270.00
FASCLAMPITT CORPUS CHRIST	658.47	3	219.49
FEDEX 97356630	40.44	1	40.44
FEDEX 97383144	89.41	1	89.41
FERGUSON ENT # 116	761.28	4	190.32
FINANCIAL SERVICES	22,978.80	2	11,489.40
FIRESTONE20052	1,010.21	6	168.37
FIVE POINTS AUTO CENTER	375.68	3	125.23
FLEET MANAGEMENT SOLUTNS	96.00	1	96.00
FLEETPRIDE155	115.90	3	38.63
FRONTIER UTILITIES	150.00	1	150.00
FSI CPL RETAIL	359.66	3	119.89
FSI FIRST CHOICE POWER	379.01	3	126.34
GALLS	1,076.76	3	358.92
GALVANS PAINT AND BODY LL	3,296.17	3	1,098.72
GAMBLER SPECIALTIES INC	14.00	1	14.00
GATEWAY PRINTING & OFFICE	15,305.48	37	413.66
GIH GLOBALINDUSTRIALEQ	210.49	1	210.49
GOODYEAR A.S.C. #4738	1,505.30	1	1,505.30
GOODYEAR TIRE #4739	667.16	2	333.58
GOVERNMENT FINANCE OFFIC	1,305.00	1	1,305.00
GRAINGER	93.10	1	93.10
GRANDE COMMUNICATIONS	94.77	1	94.77
GRAYBAR ELECTRIC	1,189.89	9	132.21
GREEN MOUNTAIN ENERGY	150.00	1	150.00
GT DISTRIBUTORS INC	42.11	1	42.11
GULF COAST MAILING SERV	2,413.90	1	2,413.90
GULF COAST NUT & BOLT SUP	443.13	5	88.63
GULF COAST PAPER COMPANY-	20,227.02	29	697.48
H&L DISCOUNT OIL	393.25	3	131.08
H-E-B #139	47.28	1	47.28
H-E-B #210	117.18	1	117.18
H-E-B #643	782.96	5	156.59
HARBOR FREIGHT TOOLS 71	200.40	2	100.20

Nueces County
Transaction Totals by Vendor
Statement Dates: 12/28/2020

Merchant	Amount	Transaction Count	Average Transaction
HOBBY-LOBBY #0066	115.48	2	57.74
HOBBY-LOBBY #0116	93.22	1	93.22
HOLIDAY INN EXPRESS HARL	209.28	3	69.76
HOLT CAT CORPUS - MC	2,163.56	11	196.69
HOMEDEPOT.COM	64.99	1	64.99
HORIZON DIST - H263	36.54	1	36.54
HOSE OF SOUTH TEXAS	713.76	8	89.22
HUB CITY OVERHEAD DOOR CO	704.70	1	704.70
ICS JAIL SUPPLIES	3,035.40	2	1,517.70
IN COSTUME SPECIALISTS I	140.00	1	140.00
IN PRO TECH MECHANICAL I	651.37	2	325.69
IN R & R PETRO SERVICES	867.40	2	433.70
IN TROYS FENCE	600.00	1	600.00
INTERSTATE BATTERIES	109.99	1	109.99
INTUIT QUICKBOOKS	714.87	1	714.87
ITD PRINT SOLUTIONS	255.00	1	255.00
JCPENNEY EGIFT CARD	4,600.00	40	115.00
JOHNSON CONTROLS SS	408.40	1	408.40
JOHNSTONE SUPPLY- CORPUS	562.97	3	187.66
JUST ENERGY	253.89	2	126.95
KYOCERA DOCUMENT SOLUTION	16.64	1	16.64
LITTLE CAESARS 722	85.46	1	85.46
LONE STAR TRENCHER PARTS	585.44	1	585.44
LOVETT DENTAL #9	59.00	1	59.00
LOWES #01825	3,039.70	18	168.87
LOWES #02506	861.57	2	430.79
MASTERWORD	442.40	1	442.40
MCCOYS #17	74.43	1	74.43
MG BUILDING CORPUS CHRIS	504.42	1	504.42
MIDAS 5266	7.00	1	7.00
MINIT MAN - 2	64.94	1	64.94
MIRA'S SPORTS AND MORE	59.00	1	59.00
MOMAR INC	157.14	1	157.14
MUNIZ ELECTRIC AND COOLIN	2,186.95	2	1,093.48
MURPHY BROTHERS PAINT	55.70	1	55.70
MY BINDING COM	92.11	1	92.11
NATIONAL SAFETY COUNCIL	425.00	1	425.00
NENA	142.00	1	142.00
NEWEGG TEXAS	-30.00	2	-15.00
NNA SERVICES LLC	323.44	2	161.72
NORTH PADRE ACE HARDWARE	1,490.67	18	82.82
NUECES CO TX - GOV PAY FE	3.00	1	3.00

Nueces County
Transaction Totals by Vendor
Statement Dates: 12/28/2020

Merchant	Amount	Transaction Count	Average Transaction
NUECES CO TX-TAC-MOTOR	22.50	1	22.50
NUECES COUNTY WCID 3	2,802.61	3	934.20
NUECES ELECTRIC COOP	382.00	3	127.33
O'REILLY AUTO PARTS 1441	17.99	1	17.99
O'REILLY AUTO PARTS 1687	16.23	1	16.23
O'REILLY AUTO PARTS 1982	710.87	9	78.99
O'REILLY AUTO PARTS 445	67.53	3	22.51
O'REILLY AUTO PARTS 635	1,226.50	17	72.15
O'REILLY AUTO PARTS 712	57.47	1	57.47
ODESSA PUMPS CORPUS CHRIS	1,845.87	1	1,845.87
OFFICE DEPOT #1079	17.99	1	17.99
OFFICE DEPOT #1127	143.65	4	35.91
OFFICE DEPOT #468	567.57	5	113.51
OFFICE DEPOT #70	390.09	5	78.02
OIL PATCH PETROLEUM INC	225.02	3	75.01
PAUL YORK BODY SHOP LLC	46.51	1	46.51
PAW ALL FAITH CREMATION	920.00	1	920.00
PAYPAL MYMICHELLEG	997.50	1	997.50
PAYPAL WONDERIDEA	15.00	1	15.00
PETSMART # 0196	149.97	2	74.99
PITNEY BOWES PI	5,125.41	6	854.24
PMI ROBSTOWN	1,728.60	5	345.72
PODS OF CORPUS CHRISTI	174.00	1	174.00
POSTNET (TX162)	123.60	1	123.60
PRAXAIR DIST INC OAM	182.22	1	182.22
PRO AUTOMOTIVE	1,112.80	3	370.93
PRO CHEM INC.	716.23	1	716.23
PURVIS INDUSTRIES	79.38	1	79.38
QUICKEN INC	56.28	1	56.28
RAM PRODUCTS LTD.	248.37	1	248.37
RELIANT ENERGY	1,026.71	8	128.34
RICOH USA INC	21,633.32	1	21,633.32
RIVERSIDE VETERINARY CLIN	346.00	1	346.00
ROBSTOWN UTILITY SYSTEMS	2,981.39	13	229.34
ROMCO EQUIPMENT 013	578.76	2	289.38
S. TEXAS ALL BATTERY	144.70	1	144.70
SAMES FORD LINCOLN	682.62	1	682.62
SAMSCLUB #8267	13.98	1	13.98
SHAFFER'S MUFFLER & AUTO	94.06	1	94.06
SHEINBERG TOOL CO. INC.	964.75	9	107.19
SHERWIN WILLIAMS 707406	44.36	1	44.36
SHI SMARTPRACT#1875365	38.00	1	38.00

Nueces County
Transaction Totals by Vendor
Statement Dates: 12/28/2020

Merchant	Amount	Transaction Count	Average Transaction
SHINE ON CAR WASH	13.00	1	13.00
SHORELINE PLUMBING	2,110.50	3	703.50
SINISTER	7.00	1	7.00
SOUTHERN TIRE MART #480	4,142.21	19	218.01
SOUTHWEST WHEEL CO COR	136.87	5	27.37
SP CUTRATEBATTERIES	319.20	1	319.20
SPECTRUM	4,317.92	20	215.90
SPL ROBSTOWN HARDWARE COM	2,166.55	4	541.64
SPORTSMANSOUTDOORSUPERSTO	373.38	1	373.38
SPOTIFY USA	16.41	1	16.41
SQ ABSOLUTE WRECKER & ST	75.00	1	75.00
SQ AUTO WORKS UNLIMITED	679.00	3	226.33
SQ BAY AREA TIME	191.00	2	95.50
SQ DISTRICT 11 AE4	143.00	1	143.00
SQ G A DOUGLAS	1,381.50	3	460.50
SQ HOEGEMEYER'S BA	152.64	1	152.64
SQ LYKOI SYSTEMS	525.00	1	525.00
SQ SHORELINE AT THE COUR	81.27	2	40.64
SQ SIGN SOLUTIONS	855.00	2	427.50
SQ SOUTH TEXAS SMALL ENG	437.86	5	87.57
SQ TAQUITOS MI TIE	610.00	2	305.00
SQ TORRES GARAGE	21.00	1	21.00
SQ TROUT TRUCKING COMPAN	823.68	1	823.68
STANLEY STEEMERCORCHR	1,058.99	2	529.50
STEWART DEAN BEARING COMP	318.59	2	159.30
STREAM ENERGY	128.73	2	64.37
SUMMIT ELECTRIC SUPPLY	196.22	1	196.22
SUPERIOR TRAILER SALES	150.00	1	150.00
SYN-TECH SYSTEMS	42.00	1	42.00
TC AUTO SERVICE	267.97	1	267.97
TCU MARKETPLACE ECOMM	2,500.00	2	1,250.00
TDCAA	1,259.09	5	251.82
TEJAS VETERINARY CLINIC	456.45	2	228.23
TEX DEPT LICEN N REG	8.00	1	8.00
TEXAS CHAPTER PRIMA PUBLI	75.00	1	75.00
TEXAS DIESEL SPECIALIST	61.48	1	61.48
TEXAS EXCELLENCE DETAIL	75.00	3	25.00
TEXAS FLOODPLAIN MANAGEME	120.00	2	60.00
TEXAS THRONE LLC	125.00	1	125.00
THE BOOT JACK	323.97	1	323.97
THE HOME DEPOT #0526	225.84	2	112.92
THE HOME DEPOT #6564	868.02	18	48.22

Nueces County
Transaction Totals by Vendor
Statement Dates: 12/28/2020

Merchant	Amount	Transaction Count	Average Transaction
THE HOME DEPOT #6584	1,614.57	23	70.20
THE HOME DEPOT 526	1,021.91	3	340.64
THE HOME DEPOT 6564	1,700.81	7	242.97
THE HOME DEPOT 6584	725.72	4	181.43
THE PENWORTHY COMPANY	353.96	1	353.96
THERANEST WILEY M	119.89	1	119.89
TIFCO INDUSTRIES INC	179.06	1	179.06
TIGER HEATING & AIR LLC	1,533.00	1	1,533.00
TLO TRANSUNION	178.00	1	178.00
TMS SOUTH INC	850.70	1	850.70
TRACTOR SUPPLY #333	255.96	3	85.32
TRACTOR SUPPLY CO #5509	85.98	1	85.98
TRB ANNUAL MEETING	485.00	1	485.00
TREVINO FUNERAL HOME	2,525.00	3	841.67
TRUCKERS EQUIPMENT	345.43	1	345.43
TXU BILL PAYMENT	1,198.55	8	149.82
ULINE SHIP SUPPLIES	449.06	1	449.06
ULTIMATE SIGNS AND GRAPHI	15.00	1	15.00
UNITED REFRIG BR #76	176.44	1	176.44
UNIVAR USA INC.	615.96	6	102.66
US ECOLOGY LIVONIA	2,583.58	1	2,583.58
USPS PO 4808000343	312.00	2	156.00
USPS PO 4820210418	44.95	2	22.48
USPS PO 4820240414	52.60	4	13.15
USPS PO 4820250415	25.50	1	25.50
USPS PO 4871900373	76.00	1	76.00
UT CONT LEGAL EDUC	243.75	1	243.75
VIP CAR WASH AND LUBE NW	100.80	1	100.80
WAL-MART #0470	31.84	3	10.61
WAL-MART #1494	250.00	1	250.00
WALGREENS #4424	33.33	3	11.11
WALMART EGIFT CARD	14,640.80	120	122.01
WALMART.COM AY	19.42	1	19.42
WCI CORPUS CHRISTI	572.00	5	114.40
WEST MARINE #1308	1,157.91	2	578.96
WESTERN AUTO ACE HARDWAR	49.81	3	16.60
WM SUPERCENTER #464	86.13	1	86.13
WM SUPERCENTER #470	249.42	5	49.88
WM SUPERCENTER #5898	3,000.00	3	1,000.00
WOODY'S TRUCK CENTER	97.00	6	16.17
WORTH HYDROCHEM OF CORPUS	475.00	1	475.00
WWW.COMPLIANCE4ALL.COM	599.00	1	599.00

Nueces County
Transaction Totals by Vendor
Statement Dates: 12/28/2020

Merchant	Amount	Transaction Count	Average Transaction
WWW.TXPPA.ORG	75.00	1	75.00
XOOM ENERGY	107.00	1	107.00
ZARSKY LUMBER-PORT ARANS	331.61	2	165.81
ZOOM.US 888-799-9666	137.89	3	45.96
ZORO TOOLS INC	719.52	1	719.52
Total	296,986.14	1,092	271.97

**Nueces County
Transaction Totals by Vendor YTD
For the 3 months ending 12/31/2020**

Merchant	Amount	Transaction Count	Average Transaction
GULF COAST PAPER COMPANY-	71,731.51	102	703.25
RICOH USA INC	67,957.16	3	22,652.39
FINANCIAL SERVICES	67,214.68	5	13,442.94
GATEWAY PRINTING & OFFICE	48,834.86	144	339.13
AT&T BILL PAYMENT	38,397.61	3	12,799.20
AMERICAN SOLUTIONS4 BUS	20,128.35	28	718.87
WALMART EGIFT CARD	19,074.15	157	121.49
A&W OFFICE SUPPLY	18,121.19	23	787.88
ROBSTOWN UTILITY SYSTEMS	14,230.81	56	254.12
SPL ROBSTOWN HARDWARE COM	12,758.51	47	271.46
SPECTRUM	12,717.86	58	219.27
JCPENNEY EGIFT CARD	12,000.00	110	109.09
IN PRO TECH MECHANICAL I	10,595.03	7	1,513.58
BECK AND MASTEN BUICK GMC	10,585.69	9	1,176.19
DAILY WELLS COMMUNICATIO	8,945.23	33	271.07
THE HOME DEPOT #6564	7,907.94	57	138.74
HOLT CAT CORPUS - MC	7,658.40	24	319.10
CORPUS CHRISTI FUNERAL	7,360.00	8	920.00
CC DISTRIBUTORS	7,269.79	19	382.62
SOUTHERN TIRE MART	7,010.71	22	318.67
SPL CBCF - COASTAL BEND D	7,000.00	1	7,000.00
TXU BILL PAYMENT	6,965.44	34	204.87
CITY OF CORPUS CHRISTI	6,935.60	55	126.10
COASTAL OFFICE SOLUTIONS	6,872.99	15	458.20
TMS SOUTH INC	6,851.01	9	761.22
GULF COAST MAILING SERV	6,495.73	3	2,165.24
A PLUS PLUMBING AND RE	6,016.50	11	546.95
TDCAA	5,987.55	11	544.32
LOWES #01825	5,866.22	41	143.08
TRUCKERS EQUIPMENT	5,689.79	15	379.32
TREVINO FUNERAL HOME	5,205.00	7	743.57
PAW ALL FAITH CREMATION	5,204.00	6	867.33
MUNIZ ELECTRIC AND COOLIN	5,175.79	6	862.63
CORPUS CHRISTI CALLER	5,166.90	15	344.46
PITNEY BOWES PI	5,125.41	6	854.24
THE HOME DEPOT 6564	5,120.40	23	222.63
GOODYEAR A.S.C. #4738	5,015.19	8	626.90
ICS JAIL SUPPLIES	4,987.36	4	1,246.84
UNITEDMEDCO	4,676.87	1	4,676.87
TEGNA MEDIA ADVERTISE	4,611.25	2	2,305.63
THE HOME DEPOT #6584	4,382.37	61	71.84
ULINE SHIP SUPPLIES	4,298.11	3	1,432.70

**Nueces County
Transaction Totals by Vendor YTD
For the 3 months ending 12/31/2020**

Merchant	Amount	Transaction Count	Average Transaction
SOUTHERN TIRE MART #480	4,142.21	19	218.01
GRAYBAR ELECTRIC	4,010.06	20	200.50
NUECES COUNTY WCID 3	3,909.22	13	300.71
USPS PO 4820250415	3,875.50	4	968.88
H&L DISCOUNT OIL	3,800.59	17	223.56
GOODYEAR TIRE #4739	3,745.32	8	468.17
SHEINBERG TOOL CO. INC.	3,662.18	34	107.71
CORPUS CHRISTI SAFE AND L	3,661.05	23	159.18
AMZN MKTP US 282Q68982	3,599.80	1	3,599.80
RENTAL WORLD CORPUS CHRIS	3,488.40	3	1,162.80
ALTEX COMPUTER AND ELECTR	3,482.85	18	193.49
CC STAMP WORKS INC	3,398.07	15	226.54
RELIANT ENERGY	3,366.95	25	134.68
ZORO TOOLS INC	3,327.77	7	475.40
SQ AUTO WORKS UNLIMITED	3,304.00	4	826.00
GALVANS PAINT AND BODY LL	3,296.17	3	1,098.72
ANNAVILLE MUFFLER AND	3,283.75	6	547.29
HOLT CAT AR FINANCE - 07	3,253.08	3	1,084.36
PENSKE TRK LSG 054510	3,229.34	3	1,076.45
O'REILLY AUTO PARTS 635	3,179.02	53	59.98
WAUKESHA-PEARCE CORPUS	3,168.17	6	528.03
CORPUS CHRISTI FREIGHTLIN	3,126.19	23	135.92
BOB BARKER COMPANY INC	3,113.51	5	622.70
NORTH PADRE ACE HARDWARE	3,082.63	51	60.44
H-E-B #643	3,049.59	23	132.59
BUTLER SIGNATURE EVENTS	3,024.00	4	756.00
WM SUPERCENTER #5898	3,000.00	3	1,000.00
IHEART MEDIA	2,998.00	1	2,998.00
FIVE POINTS AUTO CENTER	2,997.19	14	214.09
US21 INC	2,980.00	1	2,980.00
A & B PLASTICS AND FABRIC	2,978.29	5	595.66
TOTAL PROTECTION SYSTEMS	2,948.50	8	368.56
FASCLAMPITT CORPUS CHRIST	2,907.21	16	181.70
NUECES POWER EQUIPMENT	2,855.06	6	475.84
ARNOLD OIL COMPANY	2,819.63	25	112.79
COASTAL A.D.S INC.	2,816.05	4	704.01
PMI ROBSTOWN	2,801.21	12	233.43
SQ JM PAVING	2,800.00	1	2,800.00
CBS RENTAL & SUPPLY	2,798.18	18	155.45
BATTERY UNIVERSE	2,744.93	2	1,372.47
JOHNSTONE SUPPLY- CORPUS	2,667.58	17	156.92
US ECOLOGY LIVONIA	2,583.58	1	2,583.58

**Nueces County
Transaction Totals by Vendor YTD
For the 3 months ending 12/31/2020**

Merchant	Amount	Transaction Count	Average Transaction
CDW GOVT #3237023	2,515.84	1	2,515.84
TCU MARKETPLACE ECOMM	2,500.00	2	1,250.00
HEIL OF TEXAS SAN ANTO	2,497.75	1	2,497.75
DIGICERT INC	2,458.00	1	2,458.00
TEXAS DIESEL SPECIALIST	2,421.90	3	807.30
O'REILLY AUTO PARTS 1982	2,371.72	26	91.22
SP TURFCOGRASS	2,335.00	1	2,335.00
WCI CORPUS CHRISTI	2,314.00	17	136.12
SQ APOLLO AUTOMOTI	2,313.04	2	1,156.52
LOWES #02506	2,296.37	9	255.15
DMI DELL HIGHER EDUC	2,294.24	9	254.92
THE HOME DEPOT 6584	2,277.42	9	253.05
FERGUSON ENT # 116	2,265.94	11	205.99
C.C. BATTERY COMPANY	2,251.86	17	132.46
FSI CPL RETAIL	2,240.57	15	149.37
DISPLAYS2GO	2,203.10	6	367.18
CORPUS CHRISTI REGIONAL	2,200.00	1	2,200.00
ON SITE DECALS	2,160.00	2	1,080.00
RIVERSIDE VETERINARY CLIN	2,158.00	4	539.50
INTUIT QUICKBOOKS	2,144.61	3	714.87
FIRESTONE20052	2,130.65	9	236.74
AMZN MKTP US 284CP2CX0	2,123.76	1	2,123.76
GALLS	2,123.58	5	424.72
SHORELINE PLUMBING	2,110.50	3	703.50
EWALD KUBOTA - CORPUS CHR	2,059.61	8	257.45
3 C INDUSTRIAL LLC	2,032.39	1	2,032.39
HOELSCHER ELECTRIC CO.	1,999.64	2	999.82
TEXAS ASSOCIATION OF C	1,985.00	6	330.83
BINSWANGER GLASS #100	1,965.70	4	491.43
SERVPRO OF CORPUS CHRISTI	1,847.95	2	923.98
ODESSA PUMPS CORPUS CHRIS	1,845.87	1	1,845.87
UNITY CHAPEL FUNERAL	1,840.00	2	920.00
MG BUILDING CORPUS CHRIS	1,839.76	9	204.42
CD ELECTRIC	1,830.82	3	610.27
OFFICE DEPOT #70	1,734.94	16	108.43
ARC CORPUS CHRISTI 15	1,696.63	6	282.77
LIGHT HOUSE GRAPHICS	1,685.00	2	842.50
NEWSBANK INC/TCR HS	1,680.00	1	1,680.00
OFFICE DEPOT #468	1,678.55	14	119.90
HOSE OF SOUTH TEXAS	1,664.51	23	72.37
SQ G A DOUGLAS	1,646.50	4	411.63
PRO AUTOMOTIVE	1,641.24	9	182.36

**Nueces County
Transaction Totals by Vendor YTD
For the 3 months ending 12/31/2020**

Merchant	Amount	Transaction Count	Average Transaction
IN R & R PETRO SERVICES	1,629.23	7	232.75
AN CHEVROLET N CORPUS	1,622.87	6	270.48
THE HOME DEPOT 526	1,620.60	6	270.10
TRACTOR SUPPLY CO #1907	1,594.87	4	398.72
SQ SIGN SOLUTIONS	1,565.00	3	521.67
ROMCO EQUIPMENT 013	1,556.78	4	389.20
TIGER HEATING & AIR LLC	1,533.00	1	1,533.00
ALL WEATHER INC.	1,517.00	2	758.50
PRO CHEM INC.	1,506.36	3	502.12
SP CC WAREHOUSE	1,503.67	1	1,503.67
AMZN MKTP US MK2FE6TU2	1,490.53	1	1,490.53
JOHNSON CONTROLS SS	1,485.20	3	495.07
UNIVAR USA INC.	1,476.11	13	113.55
EXXONMOBIL 45362076	1,464.65	2	732.33
GOVERNMENT FINANCE OFFIC	1,464.00	2	732.00
GPS NUECES COUNTY CSCD	1,426.55	5	285.31
ED BURK S AUTO SERVICE	1,422.00	3	474.00
FIRETROL PROTECTION SYSTE	1,417.50	1	1,417.50
PAYPAL ALARMFEX	1,395.00	4	348.75
SAMES FORD LINCOLN	1,387.79	2	693.90
H-E-B #462	1,379.64	1	1,379.64
AMZN MKTP US 7B0FT26I3	1,377.00	1	1,377.00
SMARTSIGN	1,376.03	1	1,376.03
UNITED REFRIG BR #76	1,362.23	5	272.45
ULTIMATE SIGNS AND GRAPHI	1,343.50	4	335.88
DEMCO INC	1,336.30	2	668.15
OSO CREEK A H #630	1,331.19	1	1,331.19
MCCOYS #17	1,330.04	3	443.35
NEWEGG TEXAS	1,286.94	7	183.85
DISCOUNT AUTO 2	1,284.87	3	428.29
TLC COMPLETE CARE	1,276.00	3	425.33
PAYPAL STRIDESYOUT	1,275.00	3	425.00
ZEBRATECHNOLOGIES INTL	1,227.55	2	613.78
AMERICAN RED CROSS	1,227.00	9	136.33
NORTHERN TOOL + EQUIP	1,198.99	1	1,198.99
COMLINK WIRELESS	1,196.00	2	598.00
WEST MARINE #1308	1,157.91	2	578.96
DTV DIRECTV SERVICE	1,144.11	9	127.12
INDUSTRIAL COMMUNICATIONS	1,135.44	1	1,135.44
MOMAR INC	1,134.78	3	378.26
OFFICE DEPOT #1127	1,113.71	17	65.51
REPUBLIC SERVICES TRASH	1,110.42	2	555.21

**Nueces County
Transaction Totals by Vendor YTD
For the 3 months ending 12/31/2020**

Merchant	Amount	Transaction Count	Average Transaction
HANSON PIPE #4140	1,110.00	3	370.00
NUECES ELECTRIC COOP	1,081.21	7	154.46
AMZN MKTP US MK1HV3KP2	1,079.00	1	1,079.00
BEST BUY 00002352	1,074.93	3	358.31
JUST ENERGY	1,072.60	7	153.23
STANLEY STEEMERCORCHR	1,058.99	2	529.50
INTERSTATE BATTERIES	1,052.64	12	87.72
CDW GOVT #5350479	1,051.28	1	1,051.28
AIRGAS USA LLC	1,042.36	8	130.30
RELIGHTDEPOT LIGHTS	1,028.60	1	1,028.60
DROPBOX 37DF558FQ9PP	1,023.36	1	1,023.36
AMZN MKTP US MK13D52R2	999.80	1	999.80
PAYPAL MYMICHELLEG	997.50	1	997.50
A WAVELL FLAGPOLE	994.50	4	248.63
CORPUS CHRISTI WILBERT	990.00	3	330.00
WRIGHT MATERIALS INC ROBS	977.50	9	108.61
CORPUS CHRISTI FORD	973.50	5	194.70
BOB'S CITY GARAGE	958.06	4	239.52
TEXAS GUN SHOP INC	957.12	2	478.56
IN UNIVERSAL FIRE & SAFE	955.40	1	955.40
TEAM CHEVROLET BUICK GMC	954.00	1	954.00
O BERK COMPANY LLC	945.24	1	945.24
ASHMORE PAINT COMPANY INC	939.39	9	104.38
KOETTER FIRE CORPUS	937.50	1	937.50
GREEN MOUNTAIN ENERGY	935.23	6	155.87
CERTIFIED COLLISION WORKS	933.50	1	933.50
ZARSKY LUMBER-PORT ARANS	922.95	10	92.30
MNI DIESEL INC.	896.25	1	896.25
ROBLES TIRE	895.76	8	111.97
LONE STAR TRENCHER PARTS	881.25	2	440.63
PRINTING DYNAMICS	880.00	1	880.00
SQ LYKOI SYSTEMS	875.00	2	437.50
8X8 INC.	856.62	3	285.54
VALLEN-BELMONT	852.79	1	852.79
IN TROYS FENCE	850.00	2	425.00
BESTBUYCOM806360307517	839.97	2	419.99
SQ WELKER ENTERPRISES L	825.00	1	825.00
SQ TROUT TRUCKING COMPAN	823.68	1	823.68
CARROT TOP INDUSTRIES	813.41	5	162.68
DISCOUNT TIRE TXC 13	811.00	1	811.00
DISCOUNT-TIRE-CO TXC-01	811.00	1	811.00
ITD PRINT SOLUTIONS	801.00	3	267.00

**Nueces County
Transaction Totals by Vendor YTD
For the 3 months ending 12/31/2020**

Merchant	Amount	Transaction Count	Average Transaction
C.C BUILDERS HARDWARE	785.00	3	261.67
GULF COAST NUT & BOLT SUP	784.43	9	87.16
CDW GOVT #2207116	770.97	1	770.97
HIGHWAY BARRICADES AND SE	769.60	1	769.60
THE PAIGE COMPANY CONT	764.00	1	764.00
AMERLIBASSOC ECOMMERCE	759.00	2	379.50
BESTBUYCOM806345844751	757.73	1	757.73
TEXAN GLASS - SOUTH INC	750.00	1	750.00
RAM PRODUCTS LTD.	740.70	4	185.18
C AND A SERVICE AND TIRES	733.38	2	366.69
THE HOME DEPOT #0526	728.75	7	104.11
HARBOR FREIGHT TOOLS 71	719.68	5	143.94
CORPUS CHRISTI ELECTRIC	717.52	6	119.59
HUB CITY OVERHEAD DOOR CO	704.70	1	704.70
FLANAGAN'S MUFFLER SHOP	690.00	2	345.00
VULCAN INC	686.70	2	343.35
BUSH HYDRAULICS	684.88	6	114.15
PREMIER SMILES IKENNA	683.00	5	136.60
IN PRECISION ENGINEERED	680.37	1	680.37
SQ SOUTH TEXAS SMALL ENG	679.73	12	56.64
AMZN MKTP US 6E4LJ2XB3	656.78	1	656.78
SAFELITE AUTOGLASS	652.93	3	217.64
TOOLUP.COM	650.00	2	325.00
AMAZON.COM 209VF3FH0 AMZN	649.99	1	649.99
STREAM ENERGY	637.03	7	91.00
NICHOLS GUNS	633.94	4	158.49
AMZN MKTP US FM39F5TX3	628.99	1	628.99
PAYPAL BULLETPROOF BULLE	624.00	1	624.00
WOODY'S TRUCK CENTER	620.79	16	38.80
4CHANGE ENERGY	612.00	4	153.00
SQ TAQUITOS MI TIE	610.00	2	305.00
CTS FRONTIER ONLINEPAY	609.26	6	101.54
TEJAS VETERINARY CLINIC	602.01	4	150.50
WWW.COMPLIANCE4ALL.COM	599.00	1	599.00
AMAZON.COM SP4ZO44J3	593.78	1	593.78
GRAINGER	589.09	4	147.27
WAL-MART #1494	584.16	4	146.04
YOURMEMBER-CAREERS	584.10	1	584.10
ALLWAYS CHEVROLET	574.76	1	574.76
OIL PATCH PETROLEUM INC	574.30	7	82.04
LIBRARY JOURNAL	573.75	1	573.75
AMBIT TEXAS LLC	570.45	4	142.61

Nueces County
Transaction Totals by Vendor YTD
For the 3 months ending 12/31/2020

Merchant	Amount	Transaction Count	Average Transaction
DOLLARTREE	558.86	8	69.86
WAL-MART #0470	554.87	9	61.65
THIRD COAST NAPA 0010809	552.93	2	276.47
SP TRUESCENT K-9 TRA	546.30	1	546.30
PRAXAIR DIST INC OAM	541.73	3	180.58
DANA SAFETY SUPPLY	540.40	1	540.40
EL CENTRO LANDFILL	537.83	7	76.83
A&C FIRE EQUIPMENT COMP	530.42	2	265.21
TLO TRANSUNION	528.00	3	176.00
PODS OF CORPUS CHRISTI	522.00	3	174.00
THE BOOT JACK	521.95	2	260.98
CHICK-FIL-A #00230	520.36	1	520.36
WAL-MART #5898	514.00	2	257.00
AMZN MKTP US MK3G58KT1 AM	511.88	1	511.88
TCEQ EPAYMENT	511.51	1	511.51
ADT SECURITY 402773023	505.08	4	126.27
TEXAS THRONE LLC	500.00	3	166.67
NNA SERVICES LLC	497.27	3	165.76
BUSTERS PROPANE	490.96	7	70.14
FSI FIRST CHOICE POWER	489.94	4	122.49
WAL-MART #0464	489.89	6	81.65
TRB ANNUAL MEETING	485.00	1	485.00
WILBUR ELLIS TAFT	485.00	1	485.00
MCCOYS #66	479.85	1	479.85
WORTH HYDROCHEM OF CORPUS	475.00	1	475.00
IN B & R TELEPHONE LLC	469.00	2	234.50
TRACTOR SUPPLY #333	466.98	6	77.83
AMZN MKTP US W20H43173	458.00	1	458.00
FRONTIER UTILITIES	450.00	3	150.00
XRAY ON WHEELS	450.00	1	450.00
THERANEST WILEY M	449.89	3	149.96
AWL PEARSON EDUCATION	446.53	1	446.53
XOOM ENERGY	446.00	3	148.67
PRO FIRE PROTECTION INC	444.25	3	148.08
MASTERWORD	442.40	1	442.40
ED HICKS IMPORTS MERCEDES	440.55	1	440.55
USPS PO 4808000343	440.30	5	88.06
FREDERICKSBURG INN & STE	433.92	4	108.48
DSHS REGULATORY PROG	433.00	1	433.00
WESTERN AUTO ACE HARDWAR	431.02	6	71.84
CDW GOVT #2718679	427.98	1	427.98
NATIONAL SAFETY COUNCIL	425.00	1	425.00

Nueces County
Transaction Totals by Vendor YTD
For the 3 months ending 12/31/2020

Merchant	Amount	Transaction Count	Average Transaction
AMZN MKTP US 2875R2AF0	419.33	1	419.33
TEXAS LIBRARY ASSN	412.75	2	206.38
HELENA 25041	412.50	1	412.50
SANTA FE ANIMAL HOSPITAL	412.37	1	412.37
FIRESTONE678791	412.31	1	412.31
HOBBY-LOBBY #0116	404.45	5	80.89
AMZN MKTP US 198DY9893	402.87	1	402.87
PURVIS INDUSTRIES	402.59	2	201.30
TXDPS BREATH TEST	400.82	1	400.82
AMZN MKTP US VI83G01A3	399.58	1	399.58
ROADSIDE INC	393.07	1	393.07
AMZN MKTP US R58TK1QA3	389.95	1	389.95
GREYHOUND LINES 6855	387.60	9	43.07
LAW ENFORCEMENT SEMINARS	385.00	1	385.00
WALGREENS #4424	382.11	12	31.84
MC MIETH TICKET PUNCHES	375.00	1	375.00
SQ STICKER STORE LLC	375.00	1	375.00
R&R AWARDS	374.15	1	374.15
SPORTSMANSOUTDOORSUPERSTO	373.38	1	373.38
PETSMART # 0196	372.12	4	93.03
POSTNET (TX162)	370.58	4	92.65
HOMEWOOD SUITES	370.50	1	370.50
COLLABORATIVE SUMMER LIBR	370.25	1	370.25
AMZN MKTP US 280EZ55C2	363.78	1	363.78
TEXAS COMPUTER EDUCATION	358.00	2	179.00
AMZN MKTP US 2T26Z26Y1	356.16	1	356.16
THE PENWORTHY COMPANY	353.96	1	353.96
STEWART DEAN BEARING COMP	353.84	3	117.95
A1 ELECTRIC AUTO SERVICE	350.00	1	350.00
CDW GOVT #3014748	348.03	1	348.03
SABAL DENTAL ALAMEDA - VT	344.00	1	344.00
IN MERCURY AUTO AIR LLC	341.20	2	170.60
CHAMPION CHEVY_CADILLA	340.82	2	170.41
ALARM SECURITY & CONT.	340.00	6	56.67
AMZN MKTP US 2885K4OG0	339.80	1	339.80
FSI DIRECT ENERGY	339.76	3	113.25
DOLLAR TREE	339.52	6	56.59
BJ'S FAMOUS UNIFORMS	336.05	2	168.03
CDW GOVT #1900	331.01	1	331.01
CDW GOVT #3700 0137	330.40	1	330.40
ASSN. OF METRO PLANNING	330.00	1	330.00
ZOOM.US 888-799-9666	329.69	5	65.94

Nueces County
Transaction Totals by Vendor YTD
For the 3 months ending 12/31/2020

Merchant	Amount	Transaction Count	Average Transaction
24 HR SAFETY-CORPUS CH	326.95	2	163.48
FASCLAMPITT CC	325.71	3	108.57
VOLVO TRUCKS OF TEXAS	324.18	1	324.18
WM SUPERCENTER #1494	323.53	2	161.77
AMZN MKTP US A776862D3	320.00	1	320.00
GPOWER	319.25	3	106.42
SP CUTRATEBATTERIES	319.20	1	319.20
ZARSKY LUMBER-CORPUS CHR	319.16	4	79.79
WM SUPERCENTER #470	315.40	8	39.43
NUECES CO TX-TAC-MOTOR	314.50	5	62.90
CARISMA WASH LUBE AND DE	313.44	4	78.36
FRANCOS GARAGE	310.00	1	310.00
STITCH IT CUSTOM EMBROIDE	308.50	1	308.50
LABELVALUE.COM	308.00	1	308.00
HOMEDEPOT.COM	302.99	2	151.50
ENSYSTEX II INC.	300.00	1	300.00
NATIONAL DISTRICTS ATTOR	300.00	1	300.00
BATTERYDEALSUS	299.70	1	299.70
SQ SHORELINE AT THE COUR	299.07	5	59.81
GARRETT METAL DETECTOR	294.94	1	294.94
PRAXAIR DIST INC 70245	291.62	1	291.62
AMZN MKTP US MK4G91X81	289.07	1	289.07
IN ACADEMIC CHURCH & CHO	289.00	1	289.00
NICHOLS SOUTHSIDE PHAR	289.00	1	289.00
FLEET MANAGEMENT SOLUTNS	288.00	2	144.00
VIP CAR WASH AND LUBE NW	285.35	5	57.07
GRANDE COMMUNICATIONS	284.31	3	94.77
AMZN MKTP US 2T9UG2140	279.84	1	279.84
U.S. RETAILERS	279.82	2	139.91
RUSH TRK CTR CORPUS CHRI	276.80	1	276.80
VIP CAR WASH & SUPER	274.40	2	137.20
SUMMIT ELECTRIC SUPPLY	271.91	2	135.96
FAR BEYOND TINT AND ALARM	270.00	1	270.00
TC AUTO SERVICE	267.97	1	267.97
AMIGO ENERGY	267.30	2	133.65
LITTLE CAESARS 722	264.92	2	132.46
CITY OF BISHOP UTILITIES	262.95	3	87.65
HILTON GALVESTON HOTEL	254.22	1	254.22
LOWES #01763	254.22	1	254.22
USPS PO 4820240414	253.85	14	18.13
ADVANCE AUTO PARTS #3344	252.64	9	28.07
NOTARY PUBLIC	252.00	2	126.00

Nueces County
Transaction Totals by Vendor YTD
For the 3 months ending 12/31/2020

Merchant	Amount	Transaction Count	Average Transaction
CREAGER BATTERY AND TI	250.90	15	16.73
D & C FENCE CO. INC	250.00	1	250.00
DEL MAR COLLEGE CASHIERS	250.00	10	25.00
M&D FLOORING	250.00	1	250.00
COLUMBIA BOOKS. INC.	249.00	1	249.00
EVINS GLASS SERVICE INC	248.80	1	248.80
DISCOUNT LOCKSMITH AND SU	248.00	1	248.00
IN ASTA-USA TRANSLATION	247.20	1	247.20
SOUTHWEST WHEEL CO COR	245.07	8	30.63
AMZN MKTP US MK7WM5BE1	244.21	1	244.21
UT CONT LEGAL EDUC	243.75	1	243.75
FEDERAL IRON AND METAL IN	243.45	1	243.45
EXECUTIVE INN	241.50	1	241.50
AMZN MKTP US 2T6OT0P90	240.35	1	240.35
AFTER HOURS AUTO GLASS	240.00	1	240.00
SQ CARRILLOS WELDING SER	240.00	2	120.00
AMZN MKTP US 201PW1L31	237.95	1	237.95
AMZN MKTP US MK9177S42	234.77	1	234.77
IDENTOGO - TX FINGERPRINT	232.10	16	14.51
KIMBALL MIDWEST PAYEEZY	231.14	1	231.14
4TE GEXA ENERGY	226.46	2	113.23
AMZN MKTP US LG7ZX6SK3	220.44	1	220.44
SMARTLINK	220.00	1	220.00
VICTOR'S GLASS COMPANY II	220.00	2	110.00
AMZN MKTP US 8B09B6XS3	218.69	1	218.69
ALBERT STERLING & ASSOC-	217.50	1	217.50
DISCOUNT-TIRE-CO TXC-05	216.50	1	216.50
DEALERS ELECTRICAL #40	214.08	2	107.04
TXDPS CRIME RECS	213.46	7	30.49
H-E-B #210	211.51	4	52.88
GIH GLOBALINDUSTRIALEQ	210.49	1	210.49
AMAZON.COM 2T1O59KD1	209.96	1	209.96
AMZN MKTP US MK3A122Z0	209.89	1	209.89
HOLIDAY INN EXPRESS HARL	209.28	3	69.76
ACFE	205.00	1	205.00
ASFPM MADISON WI	205.00	1	205.00
NUECES ELECTRIC COOP RET	204.77	2	102.39
COASTAL BEND EYE CENTER	204.00	3	68.00
EVEREST WATER COFFEE	202.50	5	40.50
EBAY O 23-05917-06068	202.43	1	202.43
DATA SEARCH MEDICAL	200.99	1	200.99
BESTBUYCOM806352014984	199.95	1	199.95

**Nueces County
Transaction Totals by Vendor YTD
For the 3 months ending 12/31/2020**

Merchant	Amount	Transaction Count	Average Transaction
WM SUPERCENTER #464	195.25	2	97.63
SQ BAY AREA TIME	191.00	2	95.50
CERTIFIED LABORATORIES	190.43	1	190.43
INTEGRATED BUSINESS TECH	190.00	1	190.00
TRB WEBINAR	190.00	2	95.00
SPOK INC	188.13	1	188.13
AMZN MKTP US MK0YA23S1	187.86	1	187.86
NSC NORTHERN SAFETY CO	186.72	1	186.72
INDUSTRIAL FABRICATORS OF	185.40	1	185.40
BECK MASTEN COASTAL BEN	182.75	3	60.92
HOUSTON FREIGHTLINER ACCO	180.00	1	180.00
STEVE OLMEDA EXXON	180.00	1	180.00
AMZN MKTP US M470H7ZR3	179.88	1	179.88
DOGGETT DHMS - C.C.	179.75	3	59.92
TIFCO INDUSTRIES INC	179.06	1	179.06
AMAZON.COM PT3E56UY3	178.59	1	178.59
OSS ACADEMY	178.00	2	89.00
AMAZON.COM 2T6UR7XL2	175.11	1	175.11
TAGITM	175.00	1	175.00
AMAZON.COM MK6B70KG1 AMZN	174.48	1	174.48
CC PLUMBING	173.30	2	86.65
LABOR LAW POSTERS	172.00	1	172.00
FAIRFIELD INN & SUITES	171.76	1	171.76
AMAZON.COM MK5ZP1OX2 AMZN	171.30	1	171.30
DOMINO'S 6750	169.87	3	56.62
THOMSON WEST TCD	169.00	1	169.00
NAPNAMEPLATES	166.84	1	166.84
CC POWER TOOL	166.53	1	166.53
AMZN MKTP US 1D9579FM3	166.20	1	166.20
AMAZON.COM 2T7F30U42	162.39	1	162.39
APOLLO TOWING EASY RIDER	160.00	3	53.33
PT EMBCC	160.00	1	160.00
SQ BAY COFFEE SERVICE DB	160.00	1	160.00
BLUE360 MEDIA LLC	159.50	1	159.50
BIG JOES TIRE & AUTO	156.64	1	156.64
TEXAS EXCELLENCE DETAIL	155.00	7	22.14
H-E-B #139	154.99	2	77.50
FLEETPRIDE155	154.34	4	38.59
ATLAS SYSTEMS INC	154.28	1	154.28
AMZN MKTP US W62857533	153.72	1	153.72
BLOSSOM SHOP FLORIST	152.95	1	152.95
SQ HOEGEMEYER'S BA	152.64	1	152.64

**Nueces County
Transaction Totals by Vendor YTD
For the 3 months ending 12/31/2020**

Merchant	Amount	Transaction Count	Average Transaction
CHAMPION ENERGY SERVICES	150.00	1	150.00
MP2 ENERGY TEXAS LLC	150.00	1	150.00
SUPERIOR TRAILER SALES	150.00	1	150.00
TEXPO DBA YEP & SWPL	150.00	1	150.00
SHINE ON CAR WASH	149.98	6	25.00
BESTBUYCOM806352635948	149.95	1	149.95
BESTBUYCOM806352756110	149.95	1	149.95
AMZN MKTP US IT8ZK1YZ3	149.03	1	149.03
ZIEBART TX-70	149.00	1	149.00
AMZN MKTP US JA6AP6JY3	148.85	1	148.85
S. TEXAS ALL BATTERY	144.70	1	144.70
AMZN MKTP US 2T7SC0TN1	143.59	1	143.59
SQ ROYCE ROLLS RINGER CO	143.28	1	143.28
SQ DISTRICT 11 AE4	143.00	1	143.00
NENA	142.00	1	142.00
MINIT MAN - 4	141.91	1	141.91
AMZN MKTP US V50JX7EK3	141.89	1	141.89
AMZN MKTP US MK2UI0YH1	141.00	1	141.00
AMZN MKTP US G91FA27Y3	140.71	1	140.71
AMZN MKTP US 284WG82P2	140.05	1	140.05
IN COSTUME SPECIALISTS I	140.00	1	140.00
SQ ABSOLUTE WRECKER & ST	140.00	2	70.00
AMZN MKTP US 9969U7W83	139.99	1	139.99
AMZN MKTP US 2T2ZK1N10	138.82	1	138.82
AMAZON.COM BK6VS6VS3	136.46	1	136.46
CDW GOVT #5343316	135.42	1	135.42
AMZN MKTP US 2T64J7JG0	131.16	1	131.16
IN JOHN CASARES	127.50	1	127.50
DIESEL ENGINE & INJECTIO	126.72	4	31.68
TEXAS LUBE & OIL SERVICE	125.58	1	125.58
AMZN MKTP US 2T3DZ30N2	124.65	1	124.65
BROOKS TIRE INC	124.45	6	20.74
CDW GOVT #3067892	123.62	1	123.62
AMZN MKTP US 6L0SY75Z3	121.18	1	121.18
TEXAS FLOODPLAIN MANAGEME	120.00	2	60.00
WAL-MART #5460	119.35	1	119.35
H-E-B #270	118.02	1	118.02
VALICOR ENVIRONMENTAL	117.75	1	117.75
SHERWIN WILLIAMS 707406	117.52	2	58.76
BULKAMMO.COM (800)720-603	115.55	1	115.55
HOBBY-LOBBY #0066	115.48	2	57.74
AMAZON.COM MK5CE01J1	115.08	1	115.08

Nueces County
Transaction Totals by Vendor YTD
For the 3 months ending 12/31/2020

Merchant	Amount	Transaction Count	Average Transaction
AMAZON.COM 4H3HX96H3 AMZN	114.00	1	114.00
WALMART.COM AT	113.97	1	113.97
TAQUERIA GARIBALDI	113.85	1	113.85
AMZN MKTP US 2T56F2HH0	113.20	1	113.20
ROCKPORT AUTO CLINIC	112.16	1	112.16
NOTARY PUBLIC TEXAS	112.00	1	112.00
AMAZON.COM GU7JO4A23	110.66	1	110.66
BUC-EE'S #22	108.23	1	108.23
MICROSOFT MICROSOFT 365 F	108.23	1	108.23
TDLR BOILER INVOICE	107.62	1	107.62
AMZN MKTP US MB7I40F13	107.50	1	107.50
KULLY SUPPLY	107.40	2	53.70
OFFICE DEPOT #1079	106.76	3	35.59
AMAZON.COM HJ70J2473	106.67	1	106.67
COASTAL DIESEL INJECTION	105.53	6	17.59
AMZN MKTP US 209YK9JN0	105.16	1	105.16
REMOTEPK SIGNUP CHARGE	104.25	1	104.25
BESTBUYCOM806368064187	103.98	1	103.98
AMZN MKTP US IG69G2WX3	102.80	1	102.80
JACKS SMALL ENGINES & GEN	102.25	1	102.25
SAMS CLUB #8267	100.80	1	100.80
IN CORPUS CHRISTI BAR AS	100.00	1	100.00
TEXDEFENSIVE DRIVING	100.00	4	25.00
CLEAR LAW INSTITUTE	99.00	1	99.00
SPIRAL BINDING LLC	97.74	2	48.87
COASTAL WELDING SUPPLY	97.53	1	97.53
CORPUS CHRISTI LOCK DOC L	95.54	2	47.77
AMAZON.COM 2T4A46E81	95.25	1	95.25
GAMBLER SPECIALTIES INC	95.00	2	47.50
PAYPAL CJJ COL	95.00	1	95.00
UPS 552839232	95.00	1	95.00
SHAFFER'S MUFFLER & AUTO	94.06	1	94.06
MINIT MAN - 3	92.91	1	92.91
AMER ASSOC NOTARIES	92.90	1	92.90
AMAZON.COM W18CE20D3	92.70	1	92.70
AMZN MKTP US 6T6JY92R3	92.51	1	92.51
MY BINDING COM	92.11	1	92.11
FEDEX 97383144	89.41	1	89.41
ENTRUST ENERGY	86.43	1	86.43
TRACTOR SUPPLY CO #5509	85.98	1	85.98
AMZN MKTP US LG7QP3EL3 AM	81.96	1	81.96
SHERATON GUNTER SAN ANTN	80.10	1	80.10

**Nueces County
Transaction Totals by Vendor YTD
For the 3 months ending 12/31/2020**

Merchant	Amount	Transaction Count	Average Transaction
ZOOM.US	79.92	3	26.64
IN ANNAVILLE AIR CONDITI	78.50	1	78.50
GREYHOUND LINES CNP	77.99	1	77.99
AMZN MKTP US N828Z79A3	77.94	1	77.94
ARMSTRONG LUMBER COMPANY	77.28	4	19.32
AMZN MKTP US M42PP5YC0	76.32	1	76.32
SHI SMARTPRACT#1875365	76.00	3	25.33
USPS PO 4871900373	76.00	1	76.00
DOLLAR GENERAL #10448	75.23	2	37.62
TEXAS CHAPTER PRIMA PUBLI	75.00	1	75.00
WWW.TXPPA.ORG	75.00	1	75.00
O'REILLY AUTO PARTS 445	74.49	4	18.62
AMAZON.COM 289Y99382	73.56	1	73.56
MALEK INC	72.80	1	72.80
AMZN MKTP US KT1M298A3	71.98	1	71.98
AMAZON.COM 2T53R3OC0 AMZN	71.76	1	71.76
ASTROMATIC CAR WASH ROBST	71.00	1	71.00
GULF COAST GRAPHICS	70.00	1	70.00
BESTBUYCOM806389906120	69.99	1	69.99
SQ JMJ BUSINESS EQUIPMEN	69.95	1	69.95
AMZN MKTP US 0L70A0Q33	68.75	1	68.75
AMZN MKTP US 2T7JF2GJ2 AM	68.40	1	68.40
EVIDENT INC	67.50	1	67.50
AMZN MKTP US H91ET4KD3	67.47	1	67.47
AMAZON.COM 2V2DE6BG3	66.24	1	66.24
AMZN MKTP US 281KJ0WW0	66.15	1	66.15
AMZN MKTP US 2T65A0ED1	65.97	1	65.97
CHEWY.COM	65.29	1	65.29
MINIT MAN - 2	64.94	1	64.94
AMZN MKTP US 2T6VM5P50	64.92	1	64.92
AMZN MKTP US MK6F14ND2	64.90	1	64.90
CULLIGAN/ULTRAPURE WAT	64.70	3	21.57
KYOCERA DOCUMENT SOLUTION	64.13	3	21.38
POCKETPRESS	60.44	1	60.44
AMAZON.COM MK7106P00	59.99	1	59.99
AMZ INDIGO SOFTWARE	59.99	1	59.99
AMZN MKTP US MK4L23070 AM	59.98	1	59.98
AMAZON.COM XM8MC7ZH3 AMZN	59.75	1	59.75
AMZN MKTP US 1N8BY8QA3	59.70	1	59.70
LOVETT DENTAL #9	59.00	1	59.00
MIRA'S SPORTS AND MORE	59.00	1	59.00
BESTBUYCOM806344291508	57.98	4	14.50

**Nueces County
Transaction Totals by Vendor YTD
For the 3 months ending 12/31/2020**

Merchant	Amount	Transaction Count	Average Transaction
AMZN MKTP US 2T5NC2ZA2	57.73	1	57.73
O'REILLY AUTO PARTS 712	57.47	1	57.47
AMZN MKTP US 093VS7HW3	57.25	1	57.25
QUICKEN INC	56.28	1	56.28
MURPHY BROTHERS PAINT	55.70	1	55.70
SOUTHSIDE ANIMAL HOSPITAL	55.00	1	55.00
AUTOZONE #1332	54.97	1	54.97
AMAZON.COM 280LO8K92	54.87	1	54.87
AMAZON.COM 2T3F57K52	54.10	1	54.10
2COCOM MOVAVI.COM	53.10	1	53.10
AMZN MKTP US 2T0XO7F62	51.17	1	51.17
WAYTEK INC	51.12	1	51.12
AMZN MKTP US D639F9RN3	50.25	1	50.25
USPS PO 4820210418	49.75	4	12.44
RUBBER STAMP WAREHOUSE	49.62	1	49.62
SUTHERLANDS 3210	49.46	1	49.46
CDW GOVT #2332799	49.39	1	49.39
COURSRA3307NLREZ5XMM9	49.00	1	49.00
FSI CENTERPOINT ENERGY	48.24	1	48.24
COASTAL 0038002	47.47	1	47.47
AMZN MKTP US MK96359D2	46.87	1	46.87
KENNEDY WIRE ROPE AND	46.74	1	46.74
PAUL YORK BODY SHOP LLC	46.51	1	46.51
NAYLOR'S FARM & RANCH SUP	46.41	2	23.21
MAIL CENTER USA	46.27	1	46.27
AMZN MKTP US I30592U73	46.00	1	46.00
PACER800-676-6856IR	45.80	1	45.80
AMZN MKTP US 2T0CZ1LL2	45.78	1	45.78
BRIGGS EQUIPMENT #21	45.70	1	45.70
PAYPAL WONDERIDEA	45.00	3	15.00
WALMART.COM 8009666546	44.36	1	44.36
AMZN MKTP US TJ7NG8833	42.78	1	42.78
CDW GOVT #4348409	42.20	1	42.20
DISNEYPLUS	42.18	3	14.06
GT DISTRIBUTORS INC	42.11	1	42.11
AMZN MKTP US UQ9DE4OY3	42.08	1	42.08
SYN-TECH SYSTEMS	42.00	1	42.00
FEDEX 97356630	40.44	1	40.44
AGEX CONFERENCE SERVIC	40.00	1	40.00
EB 2020 FALL CEU CONF	40.00	1	40.00
BESTBUYCOM806360265336	39.99	1	39.99
CDW GOVT #1570-5211	39.99	1	39.99

**Nueces County
Transaction Totals by Vendor YTD
For the 3 months ending 12/31/2020**

Merchant	Amount	Transaction Count	Average Transaction
ADVANCE AUTO PARTS #8079	39.98	1	39.98
BESTBUYCOM806369806562	39.98	2	19.99
AMZN MKTP US MK40B0PM2	39.92	1	39.92
AMZN MKTP US EN7VC8H43	39.22	1	39.22
AMZN MKTP US 281ZE7TP1	37.98	1	37.98
HORIZON DIST - H263	36.54	1	36.54
AMZN MKTP US 2T0P06QM2	35.99	1	35.99
IWS GAS AND SUPPLY OF TX	35.21	1	35.21
MURPHY EXPRESS 8691	35.18	1	35.18
DOLLAR GENERAL #11377	34.64	1	34.64
APPLE.COM/BILL	34.60	4	8.65
1609 INSCO CORPUS CHRISTI	32.82	1	32.82
PENSKE TRK LSG 068410	32.18	1	32.18
AMAZON.COM MK7T58CU2	32.15	1	32.15
CANVA 02849-15954706	31.98	1	31.98
CANVA 02880-17131236	31.98	1	31.98
CANVA 02910-12691724	31.98	1	31.98
FEDEX 62439783	31.35	1	31.35
AMZN MKTP US BH4MJ1J83	30.85	1	30.85
FEDEX 62391660	30.30	1	30.30
IN SUPERGLASS WINDSHIELD	30.00	1	30.00
AMAZON.COM 8R5IT9XK3 AMZN	29.74	1	29.74
AMZN MKTP US BK18C95W3	28.99	1	28.99
AMZN MKTP US PP0A899M3	27.97	1	27.97
AMZN MKTP US MK35A1KS2	27.93	1	27.93
WAL-MART #0490	27.86	1	27.86
O'REILLY AUTO PARTS 1687	26.21	2	13.11
AMAZON.COM 0S6M58HM3 AMZN	26.08	1	26.08
AMZN MKTP US 204HO0LJ2	25.99	1	25.99
AMAZON.COM 2T97K7XA2	25.98	1	25.98
AMZN MKTP US 2883K9831	25.98	1	25.98
O'REILLY AUTO PARTS 1441	23.71	2	11.86
NUECES COUNTY TAX OFFICE	22.50	1	22.50
AMZN MKTP US FC9SY7G93	22.04	1	22.04
BATTERIES+BULBS #0461	21.90	1	21.90
FAMILY DOLLAR #6530	21.65	1	21.65
AMZN MKTP US 288H37WL2	21.64	1	21.64
AOC AUTO PARTS	21.49	1	21.49
HOUSE OF ROCK	21.47	1	21.47
SQ TORRES GARAGE	21.00	1	21.00
MR FANCY PANTS EXPRESS	20.00	1	20.00
AMZN MKTP US 283JY8P02 AM	19.97	1	19.97

Nueces County
Transaction Totals by Vendor YTD
For the 3 months ending 12/31/2020

Merchant	Amount	Transaction Count	Average Transaction
AMAZON.COM MK2VM7M42	19.59	1	19.59
WALGREENS #3638	19.49	1	19.49
AMAZON.COM 5V5JX4DP3 AMZN	19.48	1	19.48
AMZN MKTP US 208NE8JW0	19.45	1	19.45
WALMART.COM AY	19.42	1	19.42
AMZN MKTP US P86ZX9M23	18.90	1	18.90
OFFICE DEPOT #472	16.76	1	16.76
AMZN MKTP US M449987R0	16.57	1	16.57
SPOTIFY USA	16.41	1	16.41
7-ELEVEN 40849	16.23	1	16.23
BIRDS RUBBER STAMPS	16.00	1	16.00
AMZN MKTP US Z38S34BT3	15.28	1	15.28
HCTRA EZ TAG ONLINE	15.00	2	7.50
NUECES CO TX - GOV PAY FE	15.00	5	3.00
USPS PO 4820200410	14.05	1	14.05
SINISTER	14.00	2	7.00
SAMSClub #8267	13.98	1	13.98
DROPBOX J974T2H52BQP	12.78	1	12.78
DROPBOX RTB8PKGQS72B	12.78	1	12.78
DROPBOX YTJ3FG5GB5Q5	12.78	1	12.78
WM SUPERCENTER #490	10.97	1	10.97
AUTOZONE #4215	10.58	1	10.58
FEDEX 772104036670	9.05	1	9.05
GOVERNMENT PAYMENTS	9.00	3	3.00
DROPBOX 5FWYMGFWTGKC	8.53	1	8.53
TEX DEPT LICEN N REG	8.00	1	8.00
LUBRICATION STATION	7.00	1	7.00
MIDAS 5266	7.00	1	7.00
GOOGLE ROBLOX	5.40	1	5.40
UPS 958237280	5.00	1	5.00
AUTOZONE #1344	3.99	1	3.99
USA VEND AT AIR SERV	3.50	2	1.75
GOV-PAY FEE (NUECES)	3.00	1	3.00
CROSS BORDER TRANS FEE	0.45	3	0.15
SCRIPPS MEDIA INC	0.00	4	0.00
THE HOME DEPOT 2705	0.00	6	0.00
DISPUTE-GOOGLE ROBLOX	-5.40	1	-5.40
WAL-MART #1494 SE2	-26.93	1	-26.93
VARIDESK 1800 207 2587	-72.09	2	-36.05
RAPID AIR	-89.35	2	-44.68
CDW GOVT #4462886	-123.62	1	-123.62
AMZN MKTP US	-2,656.44	3	-885.48

Nueces County
Transaction Totals by Vendor YTD
For the 3 months ending 12/31/2020

	Merchant	Amount	Transaction Count	Average Transaction
Total		1,020,709.77	3,323	307.17